



CATERHAM GRADUATES RACING CLUB

Caterham Graduates – Sigmax / Sigmax VCT

Thruxton Circuit

7th / 8th July 2018



Results Provided by Timing Solutions Ltd
www.tsl-timing.com

Caterham Graduates Championship - Sigmax / Sigmax VCT

QUALIFYING - RACE 6 - CLASSIFICATION

POS	NO	CL	PIC NAME	ENTRY	TIME	ON	LAPS	GAP	DIFF	MPH
1	2	Smax	1 Jamie ELLWOOD	Caterham 7 Sigmax	1:26.422	11	14			98.14
2	13	Smax	2 Steven MCMASTER	Caterham 7 Sigmax	1:26.472	11	14	0.050	0.050	98.08
3	4	Smax	3 Jamie WINROW	Caterham 7 Sigmax	1:26.473	6	14	0.051	0.001	98.08
4	22	Smax	4 Glenn BURTENSHAW	Caterham 7 Sigmax	1:26.639	5	14	0.217	0.166	97.89
5	1	Smax	5 Oliver GIBSON	Caterham 7 Sigmax	1:26.804	12	14	0.382	0.165	97.70
6	14	Smax	6 Nicholas HARYETT	Caterham 7 Sigmax	1:27.072	9	14	0.650	0.268	97.40
7	28	Smax	7 Mark JOHNSON	Caterham 7 Sigmax	1:27.080	7	13	0.658	0.008	97.40
8	9	Smax	8 Samuel WILSON	Caterham 7 Sigmax	1:27.158	14	14	0.736	0.078	97.31
9	53	Smax	9 Barry WHITE	Caterham 7 Sigmax	1:27.390	13	14	0.968	0.232	97.05
10	30	Smax	10 Ben GILLIAS	Caterham 7 Sigmax	1:27.552	11	13	1.130	0.162	96.87
11	10	Smax	11 Gareth CORDEY	Caterham 7 Sigmax	1:27.652	8	14	1.230	0.100	96.76
12	44	Smax	12 Charles ELLIOTT	Caterham 7 Sigmax	1:28.185	4	14	1.763	0.533	96.17
13	59	Smax	13 Adam CROFT	Caterham 7 Sigmax	1:28.215	10	13	1.793	0.030	96.14
14	69	SmaxV	1 Jonathan CURRY	Caterham 7 Sigmax VCT	1:28.561	5	13	2.139	0.346	95.77
15	47	Smax	14 Julian VIGGARS	Caterham 7 Sigmax	1:28.722	3	11	2.300	0.161	95.59
16	42	Smax	15 Stuart THOMPSON	Caterham 7 Sigmax	1:28.929	5	13	2.507	0.207	95.37
17	8	Smax	16 Spencer FORTAG	Caterham 7 Sigmax	1:29.325	6	13	2.903	0.396	94.95
18	12	Smax	17 Peter MARSH	Caterham 7 Sigmax	1:30.876	10	13	4.454	1.551	93.33

Weather / Track : Sunny / Dry

These results are provisional until the conclusion of any judicial and technical matters.

Thruxton

Circuit Length = 2.3560 miles

Start: 11:14 Flag 11:34 End: 11:36

Clerk Of Course :

Timekeeper :

Caterham Graduates Championship - Sigmax / Sigmax VCT
QUALIFYING - RACE 17 - 2ND FASTEST CLASSIFICATION

POS	NO	CL	PIC NAME	ENTRY	TIME	ON	LAPS	GAP	DIFF	MPH
1	4	Smax	1 Jamie WINROW	Caterham 7 Sigmax	1:26.587	9	14			97.95
2	1	Smax	2 Oliver GIBSON	Caterham 7 Sigmax	1:27.053	9	14	0.466	0.466	97.43
3	2	Smax	3 Jamie ELLWOOD	Caterham 7 Sigmax	1:27.071	9	14	0.484	0.018	97.41
4	13	Smax	4 Steven MCMASTER	Caterham 7 Sigmax	1:27.088	5	14	0.501	0.017	97.39
5	22	Smax	5 Glenn BURTENSHAW	Caterham 7 Sigmax	1:27.106	7	14	0.519	0.018	97.37
6	9	Smax	6 Samuel WILSON	Caterham 7 Sigmax	1:27.211	11	14	0.624	0.105	97.25
7	14	Smax	7 Nicholas HARYETT	Caterham 7 Sigmax	1:27.382	13	14	0.795	0.171	97.06
8	53	Smax	8 Barry WHITE	Caterham 7 Sigmax	1:27.392	5	14	0.805	0.010	97.05
9	30	Smax	9 Ben GILLIAS	Caterham 7 Sigmax	1:27.603	7	13	1.016	0.211	96.81
10	28	Smax	10 Mark JOHNSON	Caterham 7 Sigmax	1:27.637	13	13	1.050	0.034	96.78
11	10	Smax	11 Gareth CORDEY	Caterham 7 Sigmax	1:27.747	7	14	1.160	0.110	96.65
12	44	Smax	12 Charles ELLIOTT	Caterham 7 Sigmax	1:28.322	14	14	1.735	0.575	96.03
13	59	Smax	13 Adam CROFT	Caterham 7 Sigmax	1:28.339	5	13	1.752	0.017	96.01
14	69	SmaxV	1 Jonathan CURRY	Caterham 7 Sigmax VCT	1:28.695	8	13	2.108	0.356	95.62
15	47	Smax	14 Julian VIGGARS	Caterham 7 Sigmax	1:29.056	6	11	2.469	0.361	95.23
16	8	Smax	15 Spencer FORTAG	Caterham 7 Sigmax	1:29.404	9	13	2.817	0.348	94.86
17	42	Smax	16 Stuart THOMPSON	Caterham 7 Sigmax	1:29.492	9	13	2.905	0.088	94.77
18	12	Smax	17 Peter MARSH	Caterham 7 Sigmax	1:31.039	11	13	4.452	1.547	93.16

Weather / Track : Sunny / Dry

These results are provisional until the conclusion of any judicial and technical matters.

Thruxton

Circuit Length = 2.3560 miles

Start: 11:14 Flag 11:34 End: 11:36

Clerk Of Course :	Timekeeper :
-------------------	--------------

Caterham Graduates Championship - Sigmax / Sigmax VCT

QUALIFYING - RACES 6 & 17 - LAP ANALYSIS

DIFF = Difference To Personal Best Lap

P1 2 Jamie ELLWOOD				
LAP	LAP TIME	DIFF	MPH	TIME OF DAY
1 -				11:16:24.696
2 -	1:32.054	5.632	92.13	11:17:56.750
3 -	1:30.521	4.099	93.69	11:19:27.271
4 -	1:27.612	1.190	96.80	11:20:54.883
5 -	1:30.922	4.500	93.28	11:22:25.805
6 -	1:28.429	2.007	95.91	11:23:54.234
7 -	1:27.447 (3)	1.025	96.99	11:25:21.681
8 -	1:33.800	7.378	90.42	11:26:55.481
9 -	1:27.071 (2)	0.649	97.41	11:28:22.552
10 -	1:32.523	6.101	91.67	11:29:55.075
11 -	1:26.422 (1)		98.14	11:31:21.497
12 -	1:27.538	1.116	96.89	11:32:49.035
13 -	1:31.328	4.906	92.86	11:34:20.363
14 -	1:27.753	1.331	96.65	11:35:48.116

P2 13 Steven MCMASTER				
LAP	LAP TIME	DIFF	MPH	TIME OF DAY
1 -				11:16:36.572
2 -	1:31.728	5.256	92.46	11:18:08.300
3 -	1:29.457	2.985	94.81	11:19:37.757
4 -	1:27.930	1.458	96.45	11:21:05.687
5 -	1:27.088 (2)	0.616	97.39	11:22:32.775
6 -	1:27.714	1.242	96.69	11:24:00.489
7 -	1:28.215	1.743	96.14	11:25:28.704
8 -	1:27.777	1.305	96.62	11:26:56.481
9 -	1:27.986	1.514	96.39	11:28:24.467
10 -	1:31.449	4.977	92.74	11:29:55.916
11 -	1:26.472 (1)		98.08	11:31:22.388
12 -	1:27.296	0.824	97.15	11:32:49.684
13 -	1:27.285 (3)	0.813	97.17	11:34:16.969
14 -	1:27.640	1.168	96.77	11:35:44.609

P3 4 Jamie WINROW				
LAP	LAP TIME	DIFF	MPH	TIME OF DAY
1 -				11:16:23.775
2 -	1:46.113	19.640	79.93	11:18:09.888
3 -	1:31.552	5.079	92.64	11:19:41.440
4 -	1:28.489	2.016	95.84	11:21:09.929
5 -	1:27.255	0.782	97.20	11:22:37.184
6 -	1:26.473 (1)		98.08	11:24:03.657
7 -	1:26.879	0.406	97.62	11:25:30.536
8 -	1:26.724 (3)	0.251	97.80	11:26:57.260
9 -	1:26.587 (2)	0.114	97.95	11:28:23.847
10 -	1:30.036	3.563	94.20	11:29:53.883
11 -	1:27.933	1.460	96.45	11:31:21.816
12 -	1:29.273	2.800	95.00	11:32:51.089
13 -	1:28.139	1.666	96.22	11:34:19.228
14 -	1:28.412	1.939	95.93	11:35:47.640

P4 22 Glenn BURTEISHAW				
LAP	LAP TIME	DIFF	MPH	TIME OF DAY
1 -				11:16:36.026
2 -	1:31.894	5.255	92.29	11:18:07.920
3 -	1:30.378	3.739	93.84	11:19:38.298
4 -	1:28.466	1.827	95.87	11:21:06.764
5 -	1:26.639 (1)		97.89	11:22:33.403
6 -	1:27.710	1.071	96.70	11:24:01.113
7 -	1:27.106 (2)	0.467	97.37	11:25:28.219
8 -	1:28.039	1.400	96.33	11:26:56.258

DIFF = Difference To Personal Best Lap

9 -	1:27.317	0.678	97.13	11:28:23.575
10 -	1:31.125	4.486	93.07	11:29:54.700
11 -	1:28.580	1.941	95.75	11:31:23.280
12 -	1:27.212 (3)	0.573	97.25	11:32:50.492
13 -	1:27.991	1.352	96.39	11:34:18.483
14 -	1:29.344	2.705	94.93	11:35:47.827

P5 1 Oliver GIBSON				
LAP	LAP TIME	DIFF	MPH	TIME OF DAY
1 -				11:16:27.363
2 -	1:28.310	1.506	96.04	11:17:55.673
3 -	1:29.080	2.276	95.21	11:19:24.753
4 -	1:31.201	4.397	92.99	11:20:55.954
5 -	1:27.698 (3)	0.894	96.71	11:22:23.652
6 -	1:28.947	2.143	95.35	11:23:52.599
7 -	1:28.045	1.241	96.33	11:25:20.644
8 -	1:33.767	6.963	90.45	11:26:54.411
9 -	1:27.053 (2)	0.249	97.43	11:28:21.464
10 -	1:28.493	1.689	95.84	11:29:49.957
11 -	1:28.469	1.665	95.87	11:31:18.426
12 -	1:26.804 (1)		97.70	11:32:45.230
13 -	1:27.991	1.187	96.39	11:34:13.221
14 -	1:27.752	0.948	96.65	11:35:40.973

P6 14 Nicholas HARYETT				
LAP	LAP TIME	DIFF	MPH	TIME OF DAY
1 -				11:16:25.732
2 -	1:29.883	2.811	94.36	11:17:55.615
3 -	1:28.848	1.776	95.46	11:19:24.463
4 -	1:29.912	2.840	94.33	11:20:54.375
5 -	1:29.887	2.815	94.35	11:22:24.262
6 -	1:27.590 (3)	0.518	96.83	11:23:51.852
7 -	1:30.315	3.243	93.91	11:25:22.167
8 -	1:32.847	5.775	91.35	11:26:55.014
9 -	1:27.072 (1)		97.40	11:28:22.086
10 -	1:31.554	4.482	92.64	11:29:53.640
11 -	1:29.364	2.292	94.91	11:31:23.004
12 -	1:28.017	0.945	96.36	11:32:51.021
13 -	1:27.382 (2)	0.310	97.06	11:34:18.403
14 -	1:31.302	4.230	92.89	11:35:49.705

P7 28 Mark JOHNSON				
LAP	LAP TIME	DIFF	MPH	TIME OF DAY
1 -				11:16:47.666
2 -	1:29.984	2.904	94.25	11:18:17.650
3 -	1:29.820	2.740	94.42	11:19:47.470
4 -	1:29.687	2.607	94.56	11:21:17.157
5 -	1:27.858	0.778	96.53	11:22:45.015
6 -	1:29.833	2.753	94.41	11:24:14.848
7 -	1:27.080 (1)		97.40	11:25:41.928
8 -	1:32.728	5.648	91.46	11:27:14.656
9 -	1:43.926	16.846	81.61	11:28:58.582
10 -	1:28.498	1.418	95.83	11:30:27.080
11 -	1:27.671 (3)	0.591	96.74	11:31:54.751
12 -	1:28.482	1.402	95.85	11:33:23.233
13 -	1:27.637 (2)	0.557	96.78	11:34:50.870

P8 9 Samuel WILSON				
LAP	LAP TIME	DIFF	MPH	TIME OF DAY
1 -				11:16:26.154
2 -	1:30.242	3.084	93.98	11:17:56.396

Weather / Track : Sunny / Dry

Thruxton
Circuit Length = 2.3560 miles
Start: 11:14 Flag 11:34 End: 11:36

Caterham Graduates Championship - Sigmax / Sigmax VCT

QUALIFYING - RACES 6 & 17 - LAP ANALYSIS

DIFF = Difference To Personal Best Lap

3 -	1:29.094	1.936	95.19	11:19:25.490
4 -	1:29.116	1.958	95.17	11:20:54.606
5 -	1:30.056	2.898	94.18	11:22:24.662
6 -	1:30.662	3.504	93.55	11:23:55.324
7 -	1:27.433 (3)	0.275	97.00	11:25:22.757
8 -	1:28.230	1.072	96.13	11:26:50.987
9 -	1:28.399	1.241	95.94	11:28:19.386
10 -	1:31.018	3.860	93.18	11:29:50.404
11 -	1:27.211 (2)	0.053	97.25	11:31:17.615
12 -	1:28.176	1.018	96.18	11:32:45.791
13 -	1:28.532	1.374	95.80	11:34:14.323
14 -	1:27.158 (1)		97.31	11:35:41.481

P9 53 Barry WHITE

LAP	LAP TIME	DIFF	MPH	TIME OF DAY
1 -				11:16:35.333
2 -	1:32.620	5.230	91.57	11:18:07.953
3 -	1:30.971	3.581	93.23	11:19:38.924
4 -	1:28.616	1.226	95.71	11:21:07.540
5 -	1:27.392 (2)	0.002	97.05	11:22:34.932
6 -	1:28.840	1.450	95.47	11:24:03.772
7 -	1:28.040 (3)	0.650	96.33	11:25:31.812
8 -	1:29.013	1.623	95.28	11:27:00.825
9 -	1:29.601	2.211	94.65	11:28:30.426
10 -	1:28.587	1.197	95.74	11:29:59.013
11 -	1:28.223	0.833	96.13	11:31:27.236
12 -	1:28.403	1.013	95.94	11:32:55.639
13 -	1:27.390 (1)		97.05	11:34:23.029
14 -	1:29.530	2.140	94.73	11:35:52.559

P10 30 Ben GILLIAS

LAP	LAP TIME	DIFF	MPH	TIME OF DAY
1 -				11:16:45.017
2 -	1:33.935	6.383	90.29	11:18:18.952
3 -	1:28.747	1.195	95.57	11:19:47.699
4 -	1:29.850	2.298	94.39	11:21:17.549
5 -	1:27.964	0.412	96.42	11:22:45.513
6 -	1:28.185	0.633	96.17	11:24:13.698
7 -	1:27.603 (2)	0.051	96.81	11:25:41.301
8 -	1:34.289	6.737	89.95	11:27:15.590
9 -	1:32.733	5.181	91.46	11:28:48.323
10 -	1:27.634 (3)	0.082	96.78	11:30:15.957
11 -	1:27.552 (1)		96.87	11:31:43.509
12 -	1:35.441	7.889	88.86	11:33:18.950
13 -	1:29.236	1.684	95.04	11:34:48.186

P11 10 Gareth CORDEY

LAP	LAP TIME	DIFF	MPH	TIME OF DAY
1 -				11:16:37.257
2 -	1:31.884	4.232	92.30	11:18:09.141
3 -	1:31.928	4.276	92.26	11:19:41.069
4 -	1:29.669	2.017	94.58	11:21:10.738
5 -	1:27.954	0.302	96.43	11:22:38.692
6 -	1:27.941	0.289	96.44	11:24:06.633
7 -	1:27.747 (2)	0.095	96.65	11:25:34.380
8 -	1:27.652 (1)		96.76	11:27:02.032
9 -	1:27.901 (3)	0.249	96.49	11:28:29.933
10 -	1:28.370	0.718	95.97	11:29:58.303
11 -	1:27.941	0.289	96.44	11:31:26.244
12 -	1:28.905	1.253	95.40	11:32:55.149
13 -	1:28.299	0.647	96.05	11:34:23.448
14 -	1:28.304	0.652	96.05	11:35:51.752

DIFF = Difference To Personal Best Lap

P12 44 Charles ELLIOTT				
LAP	LAP TIME	DIFF	MPH	TIME OF DAY
1 -				11:16:29.343
2 -	1:30.880	2.695	93.32	11:18:00.223
3 -	1:28.548	0.363	95.78	11:19:28.771
4 -	1:28.185 (1)		96.17	11:20:56.956
5 -	1:28.461 (3)	0.276	95.87	11:22:25.417
6 -	1:29.341	1.156	94.93	11:23:54.758
7 -	1:28.606	0.421	95.72	11:25:23.364
8 -	1:29.245	1.060	95.03	11:26:52.609
9 -	1:29.773	1.588	94.47	11:28:22.382
10 -	1:29.517	1.332	94.74	11:29:51.899
11 -	1:28.631	0.446	95.69	11:31:20.530
12 -	1:29.652	1.467	94.60	11:32:50.182
13 -	1:28.798	0.613	95.51	11:34:18.980
14 -	1:28.322 (2)	0.137	96.03	11:35:47.302

P13 59 Adam CROFT

LAP	LAP TIME	DIFF	MPH	TIME OF DAY
1 -				11:16:47.014
2 -	1:31.405	3.190	92.79	11:18:18.419
3 -	1:29.776	1.561	94.47	11:19:48.195
4 -	1:30.575	2.360	93.64	11:21:18.770
5 -	1:28.339 (2)	0.124	96.01	11:22:47.109
6 -	1:30.184	1.969	94.04	11:24:17.293
7 -	1:29.523	1.308	94.74	11:25:46.816
8 -	1:28.942 (3)	0.727	95.36	11:27:15.758
9 -	1:29.828	1.613	94.42	11:28:45.586
10 -	1:28.215 (1)		96.14	11:30:13.801
11 -	1:29.267	1.052	95.01	11:31:43.068
12 -	1:30.432	2.217	93.78	11:33:13.500
13 -	1:29.758	1.543	94.49	11:34:43.258

P14 69 Jonathan CURRY

LAP	LAP TIME	DIFF	MPH	TIME OF DAY
1 -				11:16:43.972
2 -	1:32.324	3.763	91.86	11:18:16.296
3 -	1:30.831	2.270	93.37	11:19:47.127
4 -	1:31.224	2.663	92.97	11:21:18.351
5 -	1:28.561 (1)		95.77	11:22:46.912
6 -	1:31.857	3.296	92.33	11:24:18.769
7 -	1:29.636	1.075	94.62	11:25:48.405
8 -	1:28.695 (2)	0.134	95.62	11:27:17.100
9 -	1:29.306	0.745	94.97	11:28:46.406
10 -	1:29.007	0.446	95.29	11:30:15.413
11 -	1:28.773 (3)	0.212	95.54	11:31:44.186
12 -	1:30.133	1.572	94.10	11:33:14.319
13 -	1:29.952	1.391	94.29	11:34:44.271

P15 47 Julian VIGGARS

LAP	LAP TIME	DIFF	MPH	TIME OF DAY
1 -				11:16:42.379
2 -	1:31.430	2.708	92.76	11:18:13.809
3 -	1:28.722 (1)		95.59	11:19:42.531
4 -	1:29.268	0.546	95.01	11:21:11.799
5 -	1:29.099 (3)	0.377	95.19	11:22:40.898
6 -	1:29.056 (2)	0.334	95.23	11:24:09.954
7 -	1:29.888	1.166	94.35	11:25:39.842
8 -	1:29.503	0.781	94.76	11:27:09.345
9 -	1:29.604	0.882	94.65	11:28:38.949

Thruxton

Circuit Length = 2.3560 miles

Start: 11:14 Flag 11:34 End: 11:36

Weather / Track : Sunny / Dry

Caterham Graduates Championship - Sigmax / Sigmax VCT

QUALIFYING - RACES 6 & 17 - LAP ANALYSIS

DIFF = Difference To Personal Best Lap

10 -	1:32.866	4.144	91.33	11:30:11.815
11 -	1:30.985	2.263	93.21	11:31:42.800

P16 42 Stuart THOMPSON				
LAP	LAP TIME	DIFF	MPH	TIME OF DAY
1 -				11:16:35.004
2 -	1:33.876	4.947	90.34	11:18:08.880
3 -	1:31.976	3.047	92.21	11:19:40.856
4 -	1:30.439	1.510	93.78	11:21:11.295
5 -	1:28.929 (1)		95.37	11:22:40.224
6 -	1:29.919	0.990	94.32	11:24:10.143
7 -	1:31.026	2.097	93.17	11:25:41.169
8 -	1:29.791 (3)	0.862	94.45	11:27:10.960
9 -	1:29.492 (2)	0.563	94.77	11:28:40.452
10 -	1:30.400	1.471	93.82	11:30:10.852
11 -	1:30.976	2.047	93.22	11:31:41.828
12 -	1:31.397	2.468	92.79	11:33:13.225
13 -	1:30.747	1.818	93.46	11:34:43.972


P17 8 Spencer FORTAG				
LAP	LAP TIME	DIFF	MPH	TIME OF DAY
1 -				11:16:36.831
2 -	1:32.483	3.158	91.70	11:18:09.314
3 -	1:32.584	3.259	91.60	11:19:41.898
4 -	1:29.534	0.209	94.73	11:21:11.432
5 -	1:29.795	0.470	94.45	11:22:41.227
6 -	1:29.325 (1)		94.95	11:24:10.552
7 -	1:29.833	0.508	94.41	11:25:40.385
8 -	1:29.414 (3)	0.089	94.85	11:27:09.799
9 -	1:29.404 (2)	0.079	94.86	11:28:39.203
10 -	1:31.282	1.957	92.91	11:30:10.485
11 -	1:31.584	2.259	92.61	11:31:42.069
12 -	1:30.555	1.230	93.66	11:33:12.624
13 -	1:31.865	2.540	92.32	11:34:44.489

P18 12 Peter MARSH				
LAP	LAP TIME	DIFF	MPH	TIME OF DAY
1 -				11:16:50.500
2 -	1:33.422	2.546	90.78	11:18:23.922
3 -	1:33.115	2.239	91.08	11:19:57.037
4 -	1:32.284	1.408	91.90	11:21:29.321
5 -	1:32.507	1.631	91.68	11:23:01.828
6 -	1:32.972	2.096	91.22	11:24:34.800
7 -	1:32.044	1.168	92.14	11:26:06.844
8 -	1:32.006	1.130	92.18	11:27:38.850
9 -	1:31.512	0.636	92.68	11:29:10.362
10 -	1:30.876 (1)		93.33	11:30:41.238
11 -	1:31.039 (2)	0.163	93.16	11:32:12.277
12 -	1:31.408 (3)	0.532	92.78	11:33:43.685
13 -	1:31.761	0.885	92.43	11:35:15.446

Weather / Track : Sunny / Dry

Caterham Graduates Championship - Sigmax / Sigmax VCT

RACE 6 - GRID (20 minutes) - AMENDED

ROW 9	17	1:29.325	8 Spencer FORTAG	18	1:30.876	12 Peter MARSH
ROW 8		1:28.722	15 47 Julian VIGGARS		1:28.929	16 42 Stuart THOMPSON
ROW 7	13	1:28.215	59 Adam CROFT	14	1:28.561	69 Jonathan CURRY
ROW 6		1:27.652	11 10 Gareth CORDEY		1:28.185	12 44 Charles ELLIOTT
ROW 5	9	1:27.390	53 Barry WHITE	10	1:27.552	30 Ben GILLIAS
ROW 4		1:27.080	7 28 Mark JOHNSON		1:27.158	8 9 Samuel WILSON
ROW 3	5	1:26.804	1 Oliver GIBSON	6	1:27.072	14 Nicholas HARYETT
ROW 2		1:26.473	3 4 Jamie WINROW		1:26.639	4 22 Glenn BURTENSHAW
ROW 1	1	1:26.422	2 Jamie ELLWOOD	2	1:26.472	13 Steven MCMASTER
Pole						
						


Thruxton
Circuit Length = 2.3560 miles

These results are provisional until the conclusion of any judicial and technical matters.

Clerk Of Course :		Timekeeper :	
-------------------	--	--------------	--

Caterham Graduates Championship - Sigmax / Sigmax VCT

RACE 17 - GRID (25 minutes) - AMENDED

ROW 9	17	1:29.492	42 Stuart THOMPSON	18	1:31.039	12 Peter MARSH
ROW 8		1:29.056	15 47 Julian VIGGARS		1:29.404	16 8 Spencer FORTAG
ROW 7	13	1:28.339	59 Adam CROFT	14	1:28.695	69 Jonathan CURRY
ROW 6		1:27.747	11 10 Gareth CORDEY		1:28.322	12 44 Charles ELLIOTT
ROW 5	9	1:27.603	30 Ben GILLIAS	10	1:27.637	28 Mark JOHNSON
ROW 4		1:27.382	7 14 Nicholas HARYETT		1:27.392	8 53 Barry WHITE
ROW 3	5	1:27.106	22 Glenn BURTENSHAW	6	1:27.211	9 Samuel WILSON
ROW 2		1:27.071	3 2 Jamie ELLWOOD		1:27.088	4 13 Steven MCMASTER
ROW 1	1	1:26.587	4 Jamie WINROW	2	1:27.053	1 Oliver GIBSON
Pole						
						

Thrupton
Circuit Length = 2.3560 miles

These results are provisional until the conclusion of any judicial and technical matters.

Clerk Of Course :		Timekeeper :
-------------------	--	--------------

Caterham Graduates Championship - Sigmax / Sigmax VCT

RACE 6 - CLASSIFICATION

POS	NO	CL	PIC NAME	ENTRY	LAPS	TIME	GAP	DIFF	MPH	BEST	ON
1	9	Smax	1 Samuel WILSON	Caterham 7 Sigmax	14	20:47.187			95.20	1:27.833	13
2	2	Smax	2 Jamie ELLWOOD	Caterham 7 Sigmax	14	20:47.537	0.350	0.350	95.18	1:27.085	9
3	13	Smax	3 Steven MCMASTER	Caterham 7 Sigmax	14	20:48.199	1.012	0.662	95.13	1:27.251	12
4	28	Smax	4 Mark JOHNSON	Caterham 7 Sigmax	14	20:48.473	1.286	0.274	95.11	1:27.274	7
5	1	Smax	5 Oliver GIBSON	Caterham 7 Sigmax	14	20:48.496	1.309	0.023	95.10	1:26.908	12
6	4	Smax	6 Jamie WINROW	Caterham 7 Sigmax	14	20:48.863	1.676	0.367	95.08	1:27.531	12
7	30	Smax	7 Ben GILLIAS	Caterham 7 Sigmax	14	20:49.166	1.979	0.303	95.05	1:27.072	10
8	22	Smax	8 Glenn BURTENSHAW	Caterham 7 Sigmax	14	20:49.209	2.022	0.043	95.05	1:27.733	10
9	14	Smax	9 Nicholas HARYETT	Caterham 7 Sigmax	14	20:49.616	2.429	0.407	95.02	1:27.583	12
10	8	Smax	10 Spencer FORTAG	Caterham 7 Sigmax	14	20:51.656	4.469	2.040	94.86	1:27.947	12
11	53	Smax	11 Barry WHITE	Caterham 7 Sigmax	14	20:56.588	9.401	4.932	94.49	1:27.835	9
12	44	Smax	12 Charles ELLIOTT	Caterham 7 Sigmax	14	21:03.293	16.106	6.705	93.99	1:28.493	9
13	69	SmaxV	1 Jonathan CURRY	Caterham 7 Sigmax VCT	14	21:03.533	16.346	0.240	93.97	1:28.646	10
14	10	Smax	13 Gareth CORDEY	Caterham 7 Sigmax	14	21:11.791	24.604	8.258	93.36	1:27.709	5
15	59	Smax	14 Adam CROFT	Caterham 7 Sigmax	14	21:11.957	24.770	0.166	93.35	1:29.072	9
16	47	Smax	15 Julian VIGGARS	Caterham 7 Sigmax	14	21:12.627	25.440	0.670	93.30	1:28.845	10
17	12	Smax	16 Peter MARSH	Caterham 7 Sigmax	14	21:39.287	52.100	26.660	91.39	1:31.201	14
NOT CLASSIFIED											
DNF	42	Smax	Stuart THOMPSON	Caterham 7 Sigmax	4	6:10.791	10 Laps	10 Laps	91.49	1:29.246	3
FASTEST LAP											
1	Smax	Oliver GIBSON	Caterham 7 Sigmax	12	1:26.908	97.59 mph	157.06 kph				
69	SmaxV	Jonathan CURRY	Caterham 7 Sigmax VCT	10	1:28.646	95.67 mph	153.98 kph				

Weather / Track : Sunny / Dry

These results are provisional until the conclusion of any judicial and technical matters.

Thruxton

Circuit Length = 2.3560 miles

Start: 15:54 Flag 16:15 End: 16:16

Clerk Of Course :	Timekeeper :
-------------------	--------------

Caterham Graduates Championship - Sigmax / Sigmax VCT

RACE 6 - LAP CHART

LAP 1 @ 15:56:20.071			LAP 2 @ 15:57:49.260			LAP 3 @ 15:59:18.360			LAP 4 @ 16:00:47.539			LAP 5 @ 16:02:15.960		
NO	BEHIND	LAP TIME	NO	BEHIND	LAP TIME	NO	BEHIND	LAP TIME	NO	BEHIND	LAP TIME	NO	BEHIND	LAP TIME
2		1:34.884	2		1:29.189	2		1:29.100	9		1:28.207	2		1:28.115
13	0.306	1:35.190	13	0.315	1:29.198	4	0.303	1:28.855	2	0.306	1:29.485	13	0.262	1:27.917
9	0.455	1:35.339	4	0.548	1:28.862	9	0.972	1:29.190	13	0.766	1:28.679	1	0.656	1:28.012
4	0.875	1:35.759	9	0.882	1:29.616	13	1.266	1:30.051	4	0.938	1:29.814	9	1.181	1:29.602
14	1.276	1:36.160	1	0.981	1:28.243	1	1.290	1:29.409	1	1.065	1:28.954	4	1.399	1:28.882
22	1.646	1:36.530	22	1.478	1:29.021	22	1.568	1:29.190	30	1.368	1:28.915	10	1.863	1:27.709
1	1.927	1:36.811	30	1.988	1:28.392	30	1.632	1:28.744	22	1.670	1:29.281	14	2.441	1:28.067
30	2.785	1:37.669	14	2.251	1:30.164	14	1.916	1:28.765	28	2.040	1:28.630	28	2.842	1:29.223
10	3.036	1:37.920	10	2.516	1:28.669	10	2.079	1:28.663	10	2.575	1:29.675	22	3.464	1:30.215
53	3.356	1:38.240	53	2.610	1:28.443	53	2.253	1:28.743	14	2.795	1:30.058	8	3.866	1:28.829
69	3.529	1:38.413	69	3.464	1:29.124	28	2.589	1:27.899	53	3.064	1:29.990	53	4.131	1:29.488
28	3.747	1:38.631	28	3.790	1:29.232	69	3.236	1:28.872	8	3.458	1:28.276	69	4.155	1:29.094
8	3.772	1:38.656	8	3.813	1:29.230	8	4.361	1:29.648	69	3.482	1:29.425	44	4.709	1:29.121
42	4.130	1:39.014	44	4.764	1:29.484	44	4.656	1:28.992	44	4.009	1:28.532	30	6.765	1:33.818
59	4.301	1:39.185	47	4.930	1:29.627	47	5.218	1:29.388	47	6.962	1:30.923	47	8.953	1:30.412
44	4.469	1:39.353	42	5.986	1:31.045	42	6.132	1:29.246	59	7.468	1:30.230	59	9.025	1:29.978
47	4.492	1:39.376	59	6.081	1:30.969	59	6.417	1:29.436	42	8.439	1:31.486	12	17.608	1:32.949
12	5.272	1:40.156	12	7.326	1:31.243	12	9.827	1:31.601	12	13.080	1:32.432			

Weather / Track : Sunny / Dry

Thruxton

Circuit Length = 2.3560 miles

Start: 15:54 Flag 16:15 End: 16:16

Caterham Graduates Championship - Sigmax / Sigmax VCT

RACE 6 - LAP CHART

LAP 6 @ 16:03:45.742			LAP 7 @ 16:05:14.508			LAP 8 @ 16:06:42.411			LAP 9 @ 16:08:10.731			LAP 10 @ 16:09:38.959		
NO	BEHIND	LAP TIME	NO	BEHIND	LAP TIME	NO	BEHIND	LAP TIME	NO	BEHIND	LAP TIME	NO	BEHIND	LAP TIME
9		1:28.601	9		1:28.766	9		1:27.903	9		1:28.320	9		1:28.228
13	0.950	1:30.470	13	0.149	1:27.965	4	0.481	1:27.915	1	0.228	1:27.728	28	0.211	1:27.298
4	1.512	1:29.895	4	0.469	1:27.723	13	0.654	1:28.408	4	0.562	1:28.401	1	0.442	1:28.442
1	2.107	1:31.233	1	0.712	1:27.371	1	0.820	1:28.011	13	0.863	1:28.529	4	0.726	1:28.392
28	2.770	1:29.710	28	1.278	1:27.274	28	0.994	1:27.619	28	1.141	1:28.467	13	1.070	1:28.435
14	3.659	1:31.000	22	3.108	1:28.124	22	3.193	1:27.988	22	2.612	1:27.739	2	1.746	1:27.093
22	3.750	1:30.068	14	3.833	1:28.940	14	3.619	1:27.689	2	2.881	1:27.085	22	2.117	1:27.733
8	4.615	1:30.531	8	4.106	1:28.257	2	4.116	1:27.612	14	3.420	1:28.121	30	2.598	1:27.072
2	5.861	1:35.643	2	4.407	1:27.312	30	4.552	1:27.437	30	3.754	1:27.522	14	3.102	1:27.910
30	5.886	1:28.903	30	5.018	1:27.898	8	5.042	1:28.839	8	5.135	1:28.413	8	4.926	1:28.019
44	6.238	1:31.311	53	6.537	1:28.554	53	6.780	1:28.146	53	6.295	1:27.835	53	6.402	1:28.335
53	6.749	1:32.400	69	6.812	1:28.749	69	7.697	1:28.788	44	8.435	1:28.493	69	9.192	1:28.646
69	6.829	1:32.456	44	7.048	1:29.576	44	8.262	1:29.117	69	8.774	1:29.397	44	9.638	1:29.431
59	11.117	1:31.874	59	11.769	1:29.418	59	13.782	1:29.916	59	14.534	1:29.072	59	15.489	1:29.183
47	12.435	1:33.264	47	13.366	1:29.697	47	14.445	1:28.982	47	15.066	1:28.941	47	15.683	1:28.845
10	16.480	1:44.399	10	17.776	1:30.062	10	19.527	1:29.654	10	20.720	1:29.513	10	22.176	1:29.684
12	20.711	1:32.885	12	23.961	1:32.016	12	29.327	1:33.269	12	33.258	1:32.251	12	37.114	1:32.084

Weather / Track : Sunny / Dry

Results can be found at www.tsl-timing.com

Page 2 of 3

Thruxton
 Circuit Length = 2.3560 miles
 Start: 15:54 Flag 16:15 End: 16:16

Printed - 16:18 Saturday, 07 July 2018

Caterham Graduates Championship - Sigmax / Sigmax VCT

RACE 6 - LAP CHART

LAP 11 @ 16:11:07.856			LAP 12 @ 16:12:35.824			LAP 13 @ 16:14:03.867			LAP 14 @ 16:15:32.374		
NO	BEHIND	LAP TIME	NO	BEHIND	LAP TIME	NO	BEHIND	LAP TIME	NO	BEHIND	LAP TIME
9		1:28.897	1		1:26.908	9		1:27.833	9		1:28.507
4	0.827	1:28.998	9	0.210	1:28.178	1	0.488	1:28.531	2	0.350	1:27.865
1	1.060	1:29.515	4	0.390	1:27.531	2	0.992	1:28.049	13	1.012	1:27.757
13	1.132	1:28.959	13	0.415	1:27.251	28	1.250	1:27.967	28	1.286	1:28.543
2	1.391	1:28.542	2	0.986	1:27.563	4	1.515	1:29.168	1	1.309	1:29.328
28	1.449	1:30.135	28	1.326	1:27.845	13	1.762	1:29.390	4	1.676	1:28.668
22	1.719	1:28.499	22	1.699	1:27.948	22	1.836	1:28.180	30	1.979	1:27.988
30	1.743	1:28.042	30	3.018	1:29.243	30	2.498	1:27.523	22	2.022	1:28.693
14	3.693	1:29.488	14	3.308	1:27.583	14	3.048	1:27.783	14	2.429	1:27.888
8	4.492	1:28.463	8	4.471	1:27.947	8	4.604	1:28.176	8	4.469	1:28.372
53	6.264	1:28.759	53	7.034	1:28.738	53	7.893	1:28.902	53	9.401	1:30.015
69	9.837	1:29.542	69	11.660	1:29.791	69	13.151	1:29.534	44	16.106	1:30.541
44	10.334	1:29.593	44	12.206	1:29.840	44	14.072	1:29.909	69	16.346	1:31.702
47	16.137	1:29.351	47	18.819	1:30.650	47	21.481	1:30.705	10	24.604	1:29.773
59	16.195	1:29.603	59	19.003	1:30.776	59	21.600	1:30.640	59	24.770	1:31.677
10	22.479	1:29.200	10	22.515	1:28.004	10	23.338	1:28.866	47	25.440	1:32.466
12	40.804	1:32.587	12	45.234	1:32.398	12	49.406	1:32.215	12	52.100	1:31.201

Weather / Track : Sunny / Dry

Caterham Graduates Championship - Sigmax / Sigmax VCT

RACE 6 - LAP ANALYSIS

DIFF = Difference To Personal Best Lap

P1 9 Samuel WILSON				
LAP	LAP TIME	DIFF	MPH	TIME OF DAY
1 -	1:35.339	7.506	88.96	15:56:20.526
2 -	1:29.616	1.783	94.64	15:57:50.142
3 -	1:29.190	1.357	95.09	15:59:19.332
4 -	1:28.207	0.374	96.15	16:00:47.539
5 -	1:29.602	1.769	94.65	16:02:17.141
6 -	1:28.601	0.768	95.72	16:03:45.742
7 -	1:28.766	0.933	95.55	16:05:14.508
8 -	1:27.903 (2)	0.070	96.48	16:06:42.411
9 -	1:28.320	0.487	96.03	16:08:10.731
10 -	1:28.228	0.395	96.13	16:09:38.959
11 -	1:28.897	1.064	95.40	16:11:07.856
12 -	1:28.178 (3)	0.345	96.18	16:12:36.034
13 -	1:27.833 (1)		96.56	16:14:03.867
14 -	1:28.507	0.674	95.82	16:15:32.374

P2 2 Jamie ELLWOOD				
LAP	LAP TIME	DIFF	MPH	TIME OF DAY
1 -	1:34.884	7.799	89.38	15:56:20.071
2 -	1:29.189	2.104	95.09	15:57:49.260
3 -	1:29.100	2.015	95.19	15:59:18.360
4 -	1:29.485	2.400	94.78	16:00:47.845
5 -	1:28.115	1.030	96.25	16:02:15.960
6 -	1:35.643	8.558	88.67	16:03:51.603
7 -	1:27.312 (3)	0.227	97.14	16:05:18.915
8 -	1:27.612	0.527	96.80	16:06:46.527
9 -	1:27.085 (1)		97.39	16:08:13.612
10 -	1:27.093 (2)	0.008	97.38	16:09:40.705
11 -	1:28.542	1.457	95.79	16:11:09.247
12 -	1:27.563	0.478	96.86	16:12:36.810
13 -	1:28.049	0.964	96.32	16:14:04.859
14 -	1:27.865	0.780	96.53	16:15:32.724

P3 13 Steven MCMASTER				
LAP	LAP TIME	DIFF	MPH	TIME OF DAY
1 -	1:35.190	7.939	89.10	15:56:20.377
2 -	1:29.198	1.947	95.08	15:57:49.575
3 -	1:30.051	2.800	94.18	15:59:19.626
4 -	1:28.679	1.428	95.64	16:00:48.305
5 -	1:27.917 (3)	0.666	96.47	16:02:16.222
6 -	1:30.470	3.219	93.75	16:03:46.692
7 -	1:27.965	0.714	96.42	16:05:14.657
8 -	1:28.408	1.157	95.93	16:06:43.065
9 -	1:28.529	1.278	95.80	16:08:11.594
10 -	1:28.435	1.184	95.90	16:09:40.029
11 -	1:28.959	1.708	95.34	16:11:08.988
12 -	1:27.251 (1)		97.20	16:12:36.239
13 -	1:29.390	2.139	94.88	16:14:05.629
14 -	1:27.757 (2)	0.506	96.64	16:15:33.386

P4 28 Mark JOHNSON				
LAP	LAP TIME	DIFF	MPH	TIME OF DAY
1 -	1:38.631	11.357	85.99	15:56:23.818
2 -	1:29.232	1.958	95.05	15:57:53.050
3 -	1:27.899	0.625	96.49	15:59:20.949
4 -	1:28.630	1.356	95.69	16:00:49.579
5 -	1:29.223	1.949	95.06	16:02:18.802
6 -	1:29.710	2.436	94.54	16:03:48.512
7 -	1:27.274 (1)		97.18	16:05:15.786
8 -	1:27.619 (3)	0.345	96.80	16:06:43.405

DIFF = Difference To Personal Best Lap

9 -	1:28.467	1.193	95.87	16:08:11.872
10 -	1:27.298 (2)	0.024	97.15	16:09:39.170
11 -	1:30.135	2.861	94.09	16:11:09.305
12 -	1:27.845	0.571	96.55	16:12:37.150
13 -	1:27.967	0.693	96.41	16:14:05.117
14 -	1:28.543	1.269	95.79	16:15:33.660

P5 1 Oliver GIBSON				
LAP	LAP TIME	DIFF	MPH	TIME OF DAY
1 -	1:36.811	9.903	87.60	15:56:21.998
2 -	1:28.243	1.335	96.11	15:57:50.241
3 -	1:29.409	2.501	94.86	15:59:19.650
4 -	1:28.954	2.046	95.34	16:00:48.604
5 -	1:28.012	1.104	96.36	16:02:16.616
6 -	1:31.233	4.325	92.96	16:03:47.849
7 -	1:27.371 (2)	0.463	97.07	16:05:15.220
8 -	1:28.011	1.103	96.36	16:06:43.231
9 -	1:27.728 (3)	0.820	96.68	16:08:10.959
10 -	1:28.442	1.534	95.90	16:09:39.401
11 -	1:29.515	2.607	94.75	16:11:08.916
12 -	1:26.908 (1)		97.59	16:12:35.824
13 -	1:28.531	1.623	95.80	16:14:04.355
14 -	1:29.328	2.420	94.94	16:15:33.683

P6 4 Jamie WINROW				
LAP	LAP TIME	DIFF	MPH	TIME OF DAY
1 -	1:35.759	8.228	88.57	15:56:20.946
2 -	1:28.862	1.331	95.44	15:57:49.808
3 -	1:28.855	1.324	95.45	15:59:18.663
4 -	1:29.814	2.283	94.43	16:00:48.477
5 -	1:28.882	1.351	95.42	16:02:17.359
6 -	1:29.895	2.364	94.35	16:03:47.254
7 -	1:27.723 (2)	0.192	96.68	16:05:14.977
8 -	1:27.915 (3)	0.384	96.47	16:06:42.892
9 -	1:28.401	0.870	95.94	16:08:11.293
10 -	1:28.392	0.861	95.95	16:09:39.685
11 -	1:28.998	1.467	95.30	16:11:08.683
12 -	1:27.531 (1)		96.89	16:12:36.214
13 -	1:29.168	1.637	95.11	16:14:05.382
14 -	1:28.668	1.137	95.65	16:15:34.050

P7 30 Ben GILLIAS				
LAP	LAP TIME	DIFF	MPH	TIME OF DAY
1 -	1:37.669	10.597	86.83	15:56:22.856
2 -	1:28.392	1.320	95.95	15:57:51.248
3 -	1:28.744	1.672	95.57	15:59:19.992
4 -	1:28.915	1.843	95.39	16:00:48.907
5 -	1:33.818	6.746	90.40	16:02:22.725
6 -	1:28.903	1.831	95.40	16:03:51.628
7 -	1:27.898	0.826	96.49	16:05:19.526
8 -	1:27.437 (2)	0.365	97.00	16:06:46.963
9 -	1:27.522 (3)	0.450	96.90	16:08:14.485
10 -	1:27.072 (1)		97.40	16:09:41.557
11 -	1:28.042	0.970	96.33	16:11:09.599
12 -	1:29.243	2.171	95.03	16:12:38.842
13 -	1:27.523	0.451	96.90	16:14:06.365
14 -	1:27.988	0.916	96.39	16:15:34.353

P8 22 Glenn BURTENSHAW				
LAP	LAP TIME	DIFF	MPH	TIME OF DAY
1 -	1:36.530	8.797	87.86	15:56:21.717

Weather / Track : Sunny / Dry

Thruxton
Circuit Length = 2.3560 miles
Start: 15:54 Flag 16:15 End: 16:16

Caterham Graduates Championship - Sigmax / Sigmax VCT

RACE 6 - LAP ANALYSIS

DIFF = Difference To Personal Best Lap

2 -	1:29.021	1.288	95.27	15:57:50.738
3 -	1:29.190	1.457	95.09	15:59:19.928
4 -	1:29.281	1.548	94.99	16:00:49.209
5 -	1:30.215	2.482	94.01	16:02:19.424
6 -	1:30.068	2.335	94.16	16:03:49.492
7 -	1:28.124	0.391	96.24	16:05:17.616
8 -	1:27.988	0.255	96.39	16:06:45.604
9 -	1:27.739 (2)	0.006	96.66	16:08:13.343
10 -	1:27.733 (1)		96.67	16:09:41.076
11 -	1:28.499	0.766	95.83	16:11:09.575
12 -	1:27.948 (3)	0.215	96.43	16:12:37.523
13 -	1:28.180	0.447	96.18	16:14:05.703
14 -	1:28.693	0.960	95.62	16:15:34.396

P9 14 Nicholas HARYETT

LAP	LAP TIME	DIFF	MPH	TIME OF DAY
1 -	1:36.160	8.577	88.20	15:56:21.347
2 -	1:30.164	2.581	94.06	15:57:51.511
3 -	1:28.765	1.182	95.55	15:59:20.276
4 -	1:30.058	2.475	94.17	16:00:50.334
5 -	1:28.067	0.484	96.30	16:02:18.401
6 -	1:31.000	3.417	93.20	16:03:49.401
7 -	1:28.940	1.357	95.36	16:05:18.341
8 -	1:27.689 (2)	0.106	96.72	16:06:46.030
9 -	1:28.121	0.538	96.24	16:08:14.151
10 -	1:27.910	0.327	96.48	16:09:42.061
11 -	1:29.488	1.905	94.77	16:11:11.549
12 -	1:27.583 (1)		96.84	16:12:39.132
13 -	1:27.783 (3)	0.200	96.62	16:14:06.915
14 -	1:27.888	0.305	96.50	16:15:34.803

P10 8 Spencer FORTAG

LAP	LAP TIME	DIFF	MPH	TIME OF DAY
1 -	1:38.656	10.709	85.97	15:56:23.843
2 -	1:29.230	1.283	95.05	15:57:53.073
3 -	1:29.648	1.701	94.61	15:59:22.721
4 -	1:28.276	0.329	96.08	16:00:50.997
5 -	1:28.829	0.882	95.48	16:02:19.826
6 -	1:30.531	2.584	93.68	16:03:50.357
7 -	1:28.257	0.310	96.10	16:05:18.614
8 -	1:28.839	0.892	95.47	16:06:47.453
9 -	1:28.413	0.466	95.93	16:08:15.866
10 -	1:28.019 (2)	0.072	96.36	16:09:43.885
11 -	1:28.463	0.516	95.87	16:11:12.348
12 -	1:27.947 (1)		96.44	16:12:40.295
13 -	1:28.176 (3)	0.229	96.18	16:14:08.471
14 -	1:28.372	0.425	95.97	16:15:36.843

P11 53 Barry WHITE

LAP	LAP TIME	DIFF	MPH	TIME OF DAY
1 -	1:38.240	10.405	86.33	15:56:23.427
2 -	1:28.443	0.608	95.89	15:57:51.870
3 -	1:28.743	0.908	95.57	15:59:20.613
4 -	1:29.990	2.155	94.25	16:00:50.603
5 -	1:29.488	1.653	94.77	16:02:20.091
6 -	1:32.400	4.565	91.79	16:03:52.491
7 -	1:28.554	0.719	95.77	16:05:21.045
8 -	1:28.146 (2)	0.311	96.22	16:06:49.191
9 -	1:27.835 (1)		96.56	16:08:17.026
10 -	1:28.335 (3)	0.500	96.01	16:09:45.361
11 -	1:28.759	0.924	95.55	16:11:14.120
12 -	1:28.738	0.903	95.58	16:12:42.858

DIFF = Difference To Personal Best Lap

13 -	1:28.902	1.067	95.40	16:14:11.760
14 -	1:30.015	2.180	94.22	16:15:41.775

P12 44 Charles ELLIOTT

LAP	LAP TIME	DIFF	MPH	TIME OF DAY
1 -	1:39.353	10.860	85.36	15:56:24.540
2 -	1:29.484	0.991	94.78	15:57:54.024
3 -	1:28.992 (3)	0.499	95.30	15:59:23.016
4 -	1:28.532 (2)	0.039	95.80	16:00:51.548
5 -	1:29.121	0.628	95.16	16:02:20.669
6 -	1:31.311	2.818	92.88	16:03:51.980
7 -	1:29.576	1.083	94.68	16:05:21.556
8 -	1:29.117	0.624	95.17	16:06:50.673
9 -	1:28.493 (1)		95.84	16:08:19.166
10 -	1:29.431	0.938	94.83	16:09:48.597
11 -	1:29.593	1.100	94.66	16:11:18.190
12 -	1:29.840	1.347	94.40	16:12:48.030
13 -	1:29.909	1.416	94.33	16:14:17.939
14 -	1:30.541	2.048	93.67	16:15:48.480

P13 69 Jonathan CURRY

LAP	LAP TIME	DIFF	MPH	TIME OF DAY
1 -	1:38.413	9.767	86.18	15:56:23.600
2 -	1:29.124	0.478	95.16	15:57:52.724
3 -	1:28.872	0.226	95.43	15:59:21.596
4 -	1:29.425	0.779	94.84	16:00:51.021
5 -	1:29.094	0.448	95.19	16:02:20.115
6 -	1:32.456	3.810	91.73	16:03:52.571
7 -	1:28.749 (2)	0.103	95.56	16:05:21.320
8 -	1:28.788 (3)	0.142	95.52	16:06:50.108
9 -	1:29.397	0.751	94.87	16:08:19.505
10 -	1:28.646 (1)		95.67	16:09:48.151
11 -	1:29.542	0.896	94.72	16:11:17.693
12 -	1:29.791	1.145	94.45	16:12:47.484
13 -	1:29.534	0.888	94.73	16:14:17.018
14 -	1:31.702	3.056	92.49	16:15:48.720

P14 10 Gareth CORDEY

LAP	LAP TIME	DIFF	MPH	TIME OF DAY
1 -	1:37.920	10.211	86.61	15:56:23.107
2 -	1:28.669	0.960	95.65	15:57:51.776
3 -	1:28.663 (3)	0.954	95.66	15:59:20.439
4 -	1:29.675	1.966	94.58	16:00:50.114
5 -	1:27.709 (1)		96.70	16:02:17.823
6 -	1:44.399	16.690	81.24	16:04:02.222
7 -	1:30.062	2.353	94.17	16:05:32.284
8 -	1:29.654	1.945	94.60	16:07:01.938
9 -	1:29.513	1.804	94.75	16:08:31.451
10 -	1:29.684	1.975	94.57	16:10:01.135
11 -	1:29.200	1.491	95.08	16:11:30.335
12 -	1:28.004 (2)	0.295	96.37	16:12:58.339
13 -	1:28.866	1.157	95.44	16:14:27.205
14 -	1:29.773	2.064	94.47	16:15:56.978

P15 59 Adam CROFT

LAP	LAP TIME	DIFF	MPH	TIME OF DAY
1 -	1:39.185	10.113	85.51	15:56:24.372
2 -	1:30.969	1.897	93.23	15:57:55.341
3 -	1:29.436	0.364	94.83	15:59:24.777
4 -	1:30.230	1.158	93.99	16:00:55.007
5 -	1:29.978	0.906	94.26	16:02:24.985

Weather / Track : Sunny / Dry

Thruxton

Circuit Length = 2.3560 miles

Start: 15:54 Flag 16:15 End: 16:16

Caterham Graduates Championship - Sigmax / Sigmax VCT

RACE 6 - LAP ANALYSIS

DIFF = Difference To Personal Best Lap

6 -	1:31.874	2.802	92.31	16:03:56.859
7 -	1:29.418 (3)	0.346	94.85	16:05:26.277
8 -	1:29.916	0.844	94.32	16:06:56.193
9 -	1:29.072 (1)		95.22	16:08:25.265
10 -	1:29.183 (2)	0.111	95.10	16:09:54.448
11 -	1:29.603	0.531	94.65	16:11:24.051
12 -	1:30.776	1.704	93.43	16:12:54.827
13 -	1:30.640	1.568	93.57	16:14:25.467
14 -	1:31.677	2.605	92.51	16:15:57.144

P16 47 Julian VIGGARS

LAP	LAP TIME	DIFF	MPH	TIME OF DAY
1 -	1:39.376	10.531	85.34	15:56:24.563
2 -	1:29.627	0.782	94.63	15:57:54.190
3 -	1:29.388	0.543	94.88	15:59:23.578
4 -	1:30.923	2.078	93.28	16:00:54.501
5 -	1:30.412	1.567	93.81	16:02:24.913
6 -	1:33.264	4.419	90.94	16:03:58.177
7 -	1:29.697	0.852	94.55	16:05:27.874
8 -	1:28.982 (3)	0.137	95.31	16:06:56.856
9 -	1:28.941 (2)	0.096	95.36	16:08:25.797
10 -	1:28.845 (1)		95.46	16:09:54.642
11 -	1:29.351	0.506	94.92	16:11:23.993
12 -	1:30.650	1.805	93.56	16:12:54.643
13 -	1:30.705	1.860	93.50	16:14:25.348
14 -	1:32.466	3.621	91.72	16:15:57.814

P17 12 Peter MARSH

LAP	LAP TIME	DIFF	MPH	TIME OF DAY
1 -	1:40.156	8.955	84.68	15:56:25.343
2 -	1:31.243 (2)	0.042	92.95	15:57:56.586
3 -	1:31.601 (3)	0.400	92.59	15:59:28.187
4 -	1:32.432	1.231	91.76	16:01:00.619
5 -	1:32.949	1.748	91.25	16:02:33.568
6 -	1:32.885	1.684	91.31	16:04:06.453
7 -	1:32.016	0.815	92.17	16:05:38.469
8 -	1:33.269	2.068	90.93	16:07:11.738
9 -	1:32.251	1.050	91.94	16:08:43.989
10 -	1:32.084	0.883	92.10	16:10:16.073
11 -	1:32.587	1.386	91.60	16:11:48.660
12 -	1:32.398	1.197	91.79	16:13:21.058
13 -	1:32.215	1.014	91.97	16:14:53.273
14 -	1:31.201 (1)		92.99	16:16:24.474

P18 42 Stuart THOMPSON

LAP	LAP TIME	DIFF	MPH	TIME OF DAY
1 -	1:39.014	9.768	85.66	15:56:24.201
2 -	1:31.045 (2)	1.799	93.15	15:57:55.246
3 -	1:29.246 (1)		95.03	15:59:24.492
4 -	1:31.486 (3)	2.240	92.70	16:00:55.978

Weather / Track : Sunny / Dry

Results can be found at www.tsl-timing.com

Page 3 of 3

Thruxton
Circuit Length = 2.3560 miles
Start: 15:54 Flag 16:15 End: 16:16

Printed - 16:18 Saturday, 07 July 2018

Caterham Graduates Championship - Sigmoid / Sigmoid VCT

RACE 17 - CLASSIFICATION

POS	NO	CL	PIC NAME	ENTRY	LAPS	TIME	GAP	DIFF	MPH	BEST	ON
1	1	Smax	1 Oliver GIBSON	Caterham 7 Sigmoid	17	25:20.187			94.84	1:27.361	5
2	69	SmaxV	1 Jonathan CURRY	Caterham 7 Sigmoid VCT	17	25:20.914	0.727	0.727	94.80	1:27.673	11
3	13	Smax	2 Steven MCMASTER	Caterham 7 Sigmoid	17	25:21.071	0.884	0.157	94.79	1:27.731	5
4	2	Smax	3 Jamie ELLWOOD	Caterham 7 Sigmoid	17	25:21.275	1.088	0.204	94.78	1:27.407	3
5	30	Smax	4 Ben GILLIAS	Caterham 7 Sigmoid	17	25:21.297	1.110	0.022	94.77	1:27.674	16
6	28	Smax	5 Mark JOHNSON	Caterham 7 Sigmoid	17	25:21.398	1.211	0.101	94.77	1:27.661	11
7	4	Smax	6 Jamie WINROW	Caterham 7 Sigmoid	17	25:22.169	1.982	0.771	94.72	1:27.958	11
8	22	Smax	7 Glenn BURTENSHAW	Caterham 7 Sigmoid	17	25:26.641	6.454	4.472	94.44	1:27.953	11
9	59	Smax	8 Adam CROFT	Caterham 7 Sigmoid	17	25:31.154	10.967	4.513	94.16	1:28.001	4
10	14	Smax	9 Nicholas HARYETT	Caterham 7 Sigmoid	17	25:32.095	11.908	0.941	94.11	1:28.401	7
11	10	Smax	10 Gareth CORDEY	Caterham 7 Sigmoid	17	25:32.502	12.315	0.407	94.08	1:27.734	4
12	53	Smax	11 Barry WHITE	Caterham 7 Sigmoid	17	25:32.604	12.417	0.102	94.07	1:28.370	2
13	47	Smax	12 Julian VIGGARS	Caterham 7 Sigmoid	17	25:33.768	13.581	1.164	94.00	1:27.895	4
14	44	Smax	13 Charles ELLIOTT	Caterham 7 Sigmoid	17	25:34.182	13.995	0.414	93.98	1:28.461	13
15	12	Smax	14 Peter MARSH	Caterham 7 Sigmoid	17	25:58.770	38.583	24.588	92.50	1:29.819	2

NOT CLASSIFIED

DNF	9	Smax	Samuel WILSON	Caterham 7 Sigmoid	16	24:07.807	1 Lap	1 Lap	93.73	1:28.156	11
DNF	42	Smax	Stuart THOMPSON	Caterham 7 Sigmoid	6	9:34.130	11 Laps	10 Laps	88.63	1:31.865	2

FASTEST LAP

1	Smax	Oliver GIBSON	Caterham 7 Sigmoid	5	1:27.361	97.08 mph	156.24 kph
69	SmaxV	Jonathan CURRY	Caterham 7 Sigmoid VCT	11	1:27.673	96.74 mph	155.69 kph

Weather / Track : Sunny / Dry

These results are provisional until the conclusion of any judicial and technical matters.

Thruxton

Circuit Length = 2.3560 miles

Start: 15:18 Flag 15:43 End: 15:44

Clerk Of Course :	Timekeeper :
-------------------	--------------

Caterham Graduates Championship - Sigmax / Sigmax VCT

RACE 17 - LAP CHART

LAP 1 @ 15:19:42.302			LAP 2 @ 15:21:12.671			LAP 3 @ 15:22:40.762			LAP 4 @ 15:24:10.063			LAP 5 @ 15:25:38.530		
NO	BEHIND	LAP TIME	NO	BEHIND	LAP TIME	NO	BEHIND	LAP TIME	NO	BEHIND	LAP TIME	NO	BEHIND	LAP TIME
4		1:33.733	1		1:30.037	2		1:27.407	9		1:28.243	2		1:28.382
2	0.311	1:34.044	13	0.381	1:30.112	13	0.347	1:28.057	2	0.085	1:29.386	9	0.150	1:28.617
1	0.332	1:34.065	9	0.398	1:29.942	1	0.641	1:28.732	28	0.608	1:28.152	1	0.304	1:27.361
13	0.638	1:34.371	2	0.684	1:30.742	9	1.058	1:28.751	1	1.410	1:30.070	28	0.716	1:28.575
9	0.825	1:34.558	4	0.955	1:31.324	28	1.757	1:28.872	13	1.626	1:30.580	13	0.890	1:27.731
14	1.060	1:34.793	28	0.976	1:29.913	4	2.030	1:29.166	4	1.818	1:29.089	4	1.405	1:28.054
28	1.432	1:35.165	14	1.260	1:30.569	30	2.502	1:29.154	30	2.000	1:28.799	30	3.157	1:29.624
30	2.226	1:35.959	30	1.439	1:29.582	22	2.631	1:29.169	22	2.242	1:28.912	22	3.317	1:29.542
22	2.485	1:36.218	22	1.553	1:29.437	14	3.064	1:29.895	14	2.263	1:28.500	14	3.844	1:30.048
10	3.766	1:37.499	10	1.913	1:28.516	53	3.396	1:29.222	53	2.550	1:28.455	53	4.107	1:30.024
53	4.264	1:37.997	53	2.265	1:28.370	59	3.871	1:29.242	59	2.571	1:28.001	10	4.426	1:30.028
69	4.493	1:38.226	69	2.561	1:28.437	69	4.200	1:29.730	10	2.865	1:27.734	59	4.548	1:30.444
59	4.515	1:38.248	59	2.720	1:28.574	10	4.432	1:30.610	69	3.169	1:28.270	69	4.815	1:30.113
44	4.748	1:38.481	44	3.669	1:29.290	44	5.030	1:29.452	47	4.240	1:27.895	47	4.835	1:29.062
47	4.770	1:38.503	47	4.289	1:29.888	47	5.646	1:29.448	44	4.545	1:28.816	44	5.438	1:29.360
12	6.091	1:39.824	12	5.541	1:29.819	12	7.528	1:30.078	12	9.058	1:30.831	12	11.648	1:31.057
42	6.721	1:40.454	42	8.217	1:31.865	42	13.521	1:33.395	42	17.740	1:33.520	42	23.018	1:33.745

Weather / Track : Sunny / Dry

Thruxton
Circuit Length = 2.3560 miles
Start: 15:18 Flag 15:43 End: 15:44

Caterham Graduates Championship - Sigmax / Sigmax VCT

RACE 17 - LAP CHART

LAP 6 @ 15:27:07.742			LAP 7 @ 15:28:36.823			LAP 8 @ 15:30:05.828			LAP 9 @ 15:31:35.125			LAP 10 @ 15:33:04.653		
NO	BEHIND	LAP TIME	NO	BEHIND	LAP TIME	NO	BEHIND	LAP TIME	NO	BEHIND	LAP TIME	NO	BEHIND	LAP TIME
9		1:29.062	9		1:29.081	9		1:29.005	9		1:29.297	9		1:29.528
28	0.433	1:28.929	1	0.275	1:27.934	2	0.038	1:28.620	28	0.151	1:29.130	2	0.526	1:29.756
2	0.780	1:29.992	2	0.423	1:28.724	28	0.318	1:28.537	2	0.298	1:29.557	28	0.664	1:30.041
4	1.271	1:29.078	28	0.786	1:29.434	13	0.935	1:28.474	22	0.625	1:28.102	22	1.044	1:29.947
1	1.422	1:30.330	4	1.147	1:28.957	4	1.282	1:29.140	13	1.050	1:29.412	13	1.229	1:29.707
13	1.548	1:29.870	13	1.466	1:28.999	1	1.459	1:30.189	1	1.218	1:29.056	1	1.397	1:29.707
30	2.108	1:28.163	30	1.777	1:28.750	22	1.820	1:28.865	4	1.657	1:29.672	4	1.707	1:29.578
22	2.983	1:28.878	22	1.960	1:28.058	30	2.014	1:29.242	30	2.079	1:29.362	69	2.037	1:29.288
69	3.494	1:27.891	14	3.157	1:28.401	69	2.861	1:28.192	69	2.277	1:28.713	30	2.283	1:29.732
14	3.837	1:29.205	69	3.674	1:29.261	14	3.859	1:29.707	59	6.684	1:31.847	14	8.891	1:31.531
10	4.366	1:29.152	10	3.859	1:28.574	10	4.113	1:29.259	14	6.888	1:32.326	59	9.153	1:31.997
59	4.546	1:29.210	59	4.124	1:28.659	59	4.134	1:29.015	10	7.043	1:32.227	47	9.174	1:31.470
53	5.902	1:31.007	53	5.457	1:28.636	53	5.408	1:28.956	53	7.209	1:31.098	44	9.591	1:30.679
44	6.349	1:30.123	47	6.964	1:29.663	47	7.403	1:29.444	47	7.232	1:29.126	53	10.012	1:32.331
47	6.382	1:30.759	44	7.473	1:30.205	44	8.578	1:30.110	44	8.440	1:29.159	10	10.445	1:32.930
12	14.329	1:31.893	12	16.815	1:31.567	12	19.409	1:31.599	12	21.072	1:30.960	12	22.922	1:31.378
42	34.957	1:41.151 P												

Weather / Track : Sunny / Dry

Thruxton
 Circuit Length = 2.3560 miles
 Start: 15:18 Flag 15:43 End: 15:44

Caterham Graduates Championship - Sigmax / Sigmax VCT

RACE 17 - LAP CHART

LAP 11 @ 15:34:32.809			LAP 12 @ 15:36:01.223			LAP 13 @ 15:37:30.794			LAP 14 @ 15:39:00.115			LAP 15 @ 15:40:29.286		
NO	BEHIND	LAP TIME	NO	BEHIND	LAP TIME	NO	BEHIND	LAP TIME	NO	BEHIND	LAP TIME	NO	BEHIND	LAP TIME
9		1:28.156	9		1:28.414	1		1:28.747	28		1:28.540	2		1:28.808
28	0.169	1:27.661	28	0.114	1:28.359	2	0.098	1:29.147	13	0.185	1:27.810	28	0.360	1:29.531
2	0.496	1:28.126	2	0.522	1:28.440	9	0.433	1:30.004	2	0.363	1:29.586	13	0.515	1:29.501
22	0.841	1:27.953	1	0.824	1:28.249	28	0.781	1:30.238	9	1.233	1:30.121	9	0.640	1:28.578
1	0.989	1:27.748	22	1.124	1:28.697	22	0.886	1:29.333	69	1.732	1:29.809	69	1.310	1:28.749
13	1.385	1:28.312	13	1.403	1:28.432	69	1.244	1:29.054	22	1.889	1:30.324	1	1.336	1:28.596
4	1.509	1:27.958	69	1.761	1:28.621	4	1.566	1:29.214	1	1.911	1:31.232	22	2.302	1:29.584
69	1.554	1:27.673	4	1.923	1:28.828	13	1.696	1:29.864	30	1.995	1:29.228	4	2.634	1:29.027
30	1.889	1:27.762	30	2.098	1:28.623	30	2.088	1:29.561	4	2.778	1:30.533	30	2.657	1:29.833
14	10.944	1:30.209	10	12.256	1:28.810	59	12.154	1:28.795	14	13.234	1:29.515	14	13.308	1:29.245
59	11.206	1:30.209	14	12.827	1:30.297	10	12.383	1:29.698	10	13.472	1:30.410	59	13.592	1:29.082
47	11.483	1:30.465	59	12.930	1:30.138	14	13.040	1:29.784	59	13.681	1:30.848	10	13.864	1:29.563
10	11.860	1:29.571	47	14.151	1:31.082	44	13.062	1:28.461	53	13.705	1:29.277	53	14.296	1:29.762
44	12.942	1:31.507	44	14.172	1:29.644	53	13.749	1:28.904	44	13.805	1:30.064	47	14.877	1:30.173
53	13.004	1:31.148	53	14.416	1:29.826	47	13.894	1:29.314	47	13.875	1:29.302	44	15.075	1:30.441
12	26.038	1:31.272	12	29.104	1:31.480	12	30.548	1:31.015	12	32.679	1:31.452	12	34.991	1:31.483

Weather / Track : Sunny / Dry

Thruxton

Circuit Length = 2.3560 miles

Start: 15:18 Flag 15:43 End: 15:44

Caterham Graduates Championship - Sigmax / Sigmax VCT

RACE 17 - LAP CHART

LAP 16 @ 15:41:58.468			LAP 17 @ 15:43:28.756		
NO	BEHIND	LAP TIME	NO	BEHIND	LAP TIME
2		1:29.182	1		1:28.802
13	0.349	1:29.016	69	0.727	1:29.139
28	0.782	1:29.604	13	0.884	1:30.823
30	1.149	1:27.674	2	1.088	1:31.376
1	1.486	1:29.332	30	1.110	1:30.249
69	1.876	1:29.748	28	1.211	1:30.717
22	2.147	1:29.027	4	1.982	1:30.101
4	2.169	1:28.717	22	6.454	1:34.595
10	12.747	1:28.065	59	10.967	1:28.205
59	13.050	1:28.640	14	11.908	1:28.712
14	13.484	1:29.358	10	12.315	1:29.856
53	13.920	1:28.806	53	12.417	1:28.785
47	14.255	1:28.560	47	13.581	1:29.614
44	15.010	1:29.117	44	13.995	1:29.273
9	17.907	1:46.449 P	12	38.583	1:31.785
12	37.086	1:31.277			

Weather / Track : Sunny / Dry

Results can be found at www.tsl-timing.com

Page 4 of 4

Thruxton
Circuit Length = 2.3560 miles
Start: 15:18 Flag 15:43 End: 15:44

Printed - 15:46 Sunday, 08 July 2018

Caterham Graduates Championship - Sigmax / Sigmax VCT

RACE 17 - LAP ANALYSIS

DIFF = Difference To Personal Best Lap

P1 1 Oliver GIBSON				
LAP	LAP TIME	DIFF	MPH	TIME OF DAY
1 -	1:34.065	6.704	90.16	15:19:42.634
2 -	1:30.037	2.676	94.20	15:21:12.671
3 -	1:28.732	1.371	95.58	15:22:41.403
4 -	1:30.070	2.709	94.16	15:24:11.473
5 -	1:27.361 (1)		97.08	15:25:38.834
6 -	1:30.330	2.969	93.89	15:27:09.164
7 -	1:27.934 (3)	0.573	96.45	15:28:37.098
8 -	1:30.189	2.828	94.04	15:30:07.287
9 -	1:29.056	1.695	95.23	15:31:36.343
10 -	1:29.707	2.346	94.54	15:33:06.050
11 -	1:27.748 (2)	0.387	96.65	15:34:33.798
12 -	1:28.249	0.888	96.11	15:36:02.047
13 -	1:28.747	1.386	95.57	15:37:30.794
14 -	1:31.232	3.871	92.96	15:39:02.026
15 -	1:28.596	1.235	95.73	15:40:30.622
16 -	1:29.332	1.971	94.94	15:41:59.954
17 -	1:28.802	1.441	95.51	15:43:28.756

P2 69 Jonathan CURRY				
LAP	LAP TIME	DIFF	MPH	TIME OF DAY
1 -	1:38.226	10.553	86.34	15:19:46.795
2 -	1:28.437	0.764	95.90	15:21:15.232
3 -	1:29.730	2.057	94.52	15:22:44.962
4 -	1:28.270	0.597	96.08	15:24:13.232
5 -	1:30.113	2.440	94.12	15:25:43.345
6 -	1:27.891 (2)	0.218	96.50	15:27:11.236
7 -	1:29.261	1.588	95.02	15:28:40.497
8 -	1:28.192 (3)	0.519	96.17	15:30:08.689
9 -	1:28.713	1.040	95.60	15:31:37.402
10 -	1:29.288	1.615	94.99	15:33:06.690
11 -	1:27.673 (1)		96.74	15:34:34.363
12 -	1:28.621	0.948	95.70	15:36:02.984
13 -	1:29.054	1.381	95.24	15:37:32.038
14 -	1:29.809	2.136	94.44	15:39:01.847
15 -	1:28.749	1.076	95.56	15:40:30.596
16 -	1:29.748	2.075	94.50	15:42:00.344
17 -	1:29.139	1.466	95.15	15:43:29.483

P3 13 Steven MCMASTER				
LAP	LAP TIME	DIFF	MPH	TIME OF DAY
1 -	1:34.371	6.640	89.87	15:19:42.940
2 -	1:30.112	2.381	94.12	15:21:13.052
3 -	1:28.057 (3)	0.326	96.31	15:22:41.109
4 -	1:30.580	2.849	93.63	15:24:11.689
5 -	1:27.731 (1)		96.67	15:25:39.420
6 -	1:29.870	2.139	94.37	15:27:09.290
7 -	1:28.999	1.268	95.30	15:28:38.289
8 -	1:28.474	0.743	95.86	15:30:06.763
9 -	1:29.412	1.681	94.85	15:31:36.175
10 -	1:29.707	1.976	94.54	15:33:05.882
11 -	1:28.312	0.581	96.04	15:34:34.194
12 -	1:28.432	0.701	95.91	15:36:02.626
13 -	1:29.864	2.133	94.38	15:37:32.490
14 -	1:27.810 (2)	0.079	96.59	15:39:00.300
15 -	1:29.501	1.770	94.76	15:40:29.801
16 -	1:29.016	1.285	95.28	15:41:58.817
17 -	1:30.823	3.092	93.38	15:43:29.640

DIFF = Difference To Personal Best Lap

P4 2 Jamie ELLWOOD				
LAP	LAP TIME	DIFF	MPH	TIME OF DAY
1 -	1:34.044	6.637	90.18	15:19:42.613
2 -	1:30.742	3.335	93.46	15:21:13.355
3 -	1:27.407 (1)		97.03	15:22:40.762
4 -	1:29.386	1.979	94.88	15:24:10.148
5 -	1:28.382 (3)	0.975	95.96	15:25:38.530
6 -	1:29.992	2.585	94.24	15:27:08.522
7 -	1:28.724	1.317	95.59	15:28:37.246
8 -	1:28.620	1.213	95.70	15:30:05.866
9 -	1:29.557	2.150	94.70	15:31:35.423
10 -	1:29.756	2.349	94.49	15:33:05.179
11 -	1:28.126 (2)	0.719	96.24	15:34:33.305
12 -	1:28.440	1.033	95.90	15:36:01.745
13 -	1:29.147	1.740	95.14	15:37:30.892
14 -	1:29.586	2.179	94.67	15:39:00.478
15 -	1:28.808	1.401	95.50	15:40:29.286
16 -	1:29.182	1.775	95.10	15:41:58.468
17 -	1:31.376	3.969	92.82	15:43:29.844

P5 30 Ben GILLIAS				
LAP	LAP TIME	DIFF	MPH	TIME OF DAY
1 -	1:35.959	8.285	88.38	15:19:44.528
2 -	1:29.582	1.908	94.67	15:21:14.110
3 -	1:29.154	1.480	95.13	15:22:43.264
4 -	1:28.799	1.125	95.51	15:24:12.063
5 -	1:29.624	1.950	94.63	15:25:41.687
6 -	1:28.163 (3)	0.489	96.20	15:27:09.850
7 -	1:28.750	1.076	95.56	15:28:38.600
8 -	1:29.242	1.568	95.04	15:30:07.842
9 -	1:29.362	1.688	94.91	15:31:37.204
10 -	1:29.732	2.058	94.52	15:33:06.936
11 -	1:27.762 (2)	0.088	96.64	15:34:34.698
12 -	1:28.623	0.949	95.70	15:36:03.321
13 -	1:29.561	1.887	94.70	15:37:32.882
14 -	1:29.228	1.554	95.05	15:39:02.110
15 -	1:29.833	2.159	94.41	15:40:31.943
16 -	1:27.674 (1)		96.74	15:41:59.617
17 -	1:30.249	2.575	93.98	15:43:29.866

P6 28 Mark JOHNSON				
LAP	LAP TIME	DIFF	MPH	TIME OF DAY
1 -	1:35.165	7.504	89.12	15:19:43.734
2 -	1:29.913	2.252	94.33	15:21:13.647
3 -	1:28.872	1.211	95.43	15:22:42.519
4 -	1:28.152 (2)	0.491	96.21	15:24:10.671
5 -	1:28.575	0.914	95.75	15:25:39.246
6 -	1:28.929	1.268	95.37	15:27:08.175
7 -	1:29.434	1.773	94.83	15:28:37.609
8 -	1:28.537	0.876	95.79	15:30:06.146
9 -	1:29.130	1.469	95.16	15:31:35.276
10 -	1:30.041	2.380	94.19	15:33:05.317
11 -	1:27.661 (1)		96.75	15:34:32.978
12 -	1:28.359 (3)	0.698	95.99	15:36:01.337
13 -	1:30.238	2.577	93.99	15:37:31.575
14 -	1:28.540	0.879	95.79	15:39:00.115
15 -	1:29.531	1.870	94.73	15:40:29.646
16 -	1:29.604	1.943	94.65	15:41:59.250
17 -	1:30.717	3.056	93.49	15:43:29.967

Weather / Track : Sunny / Dry

Thruxton
Circuit Length = 2.3560 miles
Start: 15:18 Flag 15:43 End: 15:44

Caterham Graduates Championship - Sigmax / Sigmax VCT

RACE 17 - LAP ANALYSIS

DIFF = Difference To Personal Best Lap

P7 4 Jamie WINROW				
LAP	LAP TIME	DIFF	MPH	TIME OF DAY
1 -	1:33.733	5.775	90.48	15:19:42.302
2 -	1:31.324	3.366	92.87	15:21:13.626
3 -	1:29.166	1.208	95.12	15:22:42.792
4 -	1:29.089	1.131	95.20	15:24:11.881
5 -	1:28.054 (2)	0.096	96.32	15:25:39.935
6 -	1:29.078	1.120	95.21	15:27:09.013
7 -	1:28.957	0.999	95.34	15:28:37.970
8 -	1:29.140	1.182	95.14	15:30:07.110
9 -	1:29.672	1.714	94.58	15:31:36.782
10 -	1:29.578	1.620	94.68	15:33:06.360
11 -	1:27.958 (1)		96.42	15:34:34.318
12 -	1:28.828	0.870	95.48	15:36:03.146
13 -	1:29.214	1.256	95.07	15:37:32.360
14 -	1:30.533	2.575	93.68	15:39:02.893
15 -	1:29.027	1.069	95.27	15:40:31.920
16 -	1:28.717 (3)	0.759	95.60	15:42:00.637
17 -	1:30.101	2.143	94.13	15:43:30.738

P8 22 Glenn BURTENSHAW				
LAP	LAP TIME	DIFF	MPH	TIME OF DAY
1 -	1:36.218	8.265	88.14	15:19:44.787
2 -	1:29.437	1.484	94.83	15:21:14.224
3 -	1:29.169	1.216	95.11	15:22:43.393
4 -	1:28.912	0.959	95.39	15:24:12.305
5 -	1:29.542	1.589	94.72	15:25:41.847
6 -	1:28.878	0.925	95.42	15:27:10.725
7 -	1:28.058 (2)	0.105	96.31	15:28:38.783
8 -	1:28.865	0.912	95.44	15:30:07.648
9 -	1:28.102 (3)	0.149	96.27	15:31:35.750
10 -	1:29.947	1.994	94.29	15:33:05.697
11 -	1:27.953 (1)		96.43	15:34:33.650
12 -	1:28.697	0.744	95.62	15:36:02.347
13 -	1:29.333	1.380	94.94	15:37:31.680
14 -	1:30.324	2.371	93.90	15:39:02.004
15 -	1:29.584	1.631	94.67	15:40:31.588
16 -	1:29.027	1.074	95.27	15:42:00.615
17 -	1:34.595	6.642	89.66	15:43:35.210

P9 59 Adam CROFT				
LAP	LAP TIME	DIFF	MPH	TIME OF DAY
1 -	1:38.248	10.247	86.32	15:19:46.817
2 -	1:28.574 (3)	0.573	95.75	15:21:15.391
3 -	1:29.242	1.241	95.04	15:22:44.633
4 -	1:28.001 (1)		96.38	15:24:12.634
5 -	1:30.444	2.443	93.77	15:25:43.078
6 -	1:29.210	1.209	95.07	15:27:12.288
7 -	1:28.659	0.658	95.66	15:28:40.947
8 -	1:29.015	1.014	95.28	15:30:09.962
9 -	1:31.847	3.846	92.34	15:31:41.809
10 -	1:31.997	3.996	92.19	15:33:13.806
11 -	1:30.209	2.208	94.02	15:34:44.015
12 -	1:30.138	2.137	94.09	15:36:14.153
13 -	1:28.795	0.794	95.51	15:37:42.948
14 -	1:30.848	2.847	93.36	15:39:13.796
15 -	1:29.082	1.081	95.21	15:40:42.878
16 -	1:28.640	0.639	95.68	15:42:11.518
17 -	1:28.205 (2)	0.204	96.15	15:43:39.723

DIFF = Difference To Personal Best Lap

P10 14 Nicholas HARYETT				
LAP	LAP TIME	DIFF	MPH	TIME OF DAY
1 -	1:34.793	6.392	89.47	15:19:43.362
2 -	1:30.569	2.168	93.64	15:21:13.931
3 -	1:29.895	1.494	94.35	15:22:43.826
4 -	1:28.500 (2)	0.099	95.83	15:24:12.326
5 -	1:30.048	1.647	94.18	15:25:42.374
6 -	1:29.205	0.804	95.08	15:27:11.579
7 -	1:28.401 (1)		95.94	15:28:39.980
8 -	1:29.707	1.306	94.54	15:30:09.687
9 -	1:32.326	3.925	91.86	15:31:42.013
10 -	1:31.531	3.130	92.66	15:33:13.544
11 -	1:30.209	1.808	94.02	15:34:43.753
12 -	1:30.297	1.896	93.93	15:36:14.050
13 -	1:29.784	1.383	94.46	15:37:43.834
14 -	1:29.515	1.114	94.75	15:39:13.349
15 -	1:29.245	0.844	95.03	15:40:42.594
16 -	1:29.358	0.957	94.91	15:42:11.952
17 -	1:28.712 (3)	0.311	95.60	15:43:40.664

P11 10 Gareth CORDEY				
LAP	LAP TIME	DIFF	MPH	TIME OF DAY
1 -	1:37.499	9.765	86.99	15:19:46.068
2 -	1:28.516 (3)	0.782	95.82	15:21:14.584
3 -	1:30.610	2.876	93.60	15:22:45.194
4 -	1:27.734 (1)		96.67	15:24:12.928
5 -	1:30.028	2.294	94.21	15:25:42.956
6 -	1:29.152	1.418	95.13	15:27:12.108
7 -	1:28.574	0.840	95.75	15:28:40.682
8 -	1:29.259	1.525	95.02	15:30:09.941
9 -	1:32.227	4.493	91.96	15:31:42.168
10 -	1:32.930	5.196	91.26	15:33:15.098
11 -	1:29.571	1.837	94.69	15:34:44.669
12 -	1:28.810	1.076	95.50	15:36:13.479
13 -	1:29.698	1.964	94.55	15:37:43.177
14 -	1:30.410	2.676	93.81	15:39:13.587
15 -	1:29.563	1.829	94.69	15:40:43.150
16 -	1:28.065 (2)	0.331	96.31	15:42:11.215
17 -	1:29.856	2.122	94.39	15:43:41.071

P12 53 Barry WHITE				
LAP	LAP TIME	DIFF	MPH	TIME OF DAY
1 -	1:37.997	9.627	86.54	15:19:46.566
2 -	1:28.370 (1)		95.97	15:21:14.936
3 -	1:29.222	0.852	95.06	15:22:44.158
4 -	1:28.455 (2)	0.085	95.88	15:24:12.613
5 -	1:30.024	1.654	94.21	15:25:42.637
6 -	1:31.007	2.637	93.19	15:27:13.644
7 -	1:28.636 (3)	0.266	95.69	15:28:42.280
8 -	1:28.956	0.586	95.34	15:30:11.236
9 -	1:31.098	2.728	93.10	15:31:42.334
10 -	1:32.331	3.961	91.86	15:33:14.665
11 -	1:31.148	2.778	93.05	15:34:45.813
12 -	1:29.826	1.456	94.42	15:36:15.639
13 -	1:28.904	0.534	95.40	15:37:44.543
14 -	1:29.277	0.907	95.00	15:39:13.820
15 -	1:29.762	1.392	94.49	15:40:43.582
16 -	1:28.806	0.436	95.50	15:42:12.388
17 -	1:28.785	0.415	95.52	15:43:41.173

Weather / Track : Sunny / Dry

Thruxton
Circuit Length = 2.3560 miles
Start: 15:18 Flag 15:43 End: 15:44

Caterham Graduates Championship - Sigmax / Sigmax VCT

RACE 17 - LAP ANALYSIS

DIFF = Difference To Personal Best Lap

P13 47 Julian VIGGARS				
LAP	LAP TIME	DIFF	MPH	TIME OF DAY
1 -	1:38.503	10.608	86.10	15:19:47.072
2 -	1:29.888	1.993	94.35	15:21:16.960
3 -	1:29.448	1.553	94.82	15:22:46.408
4 -	1:27.895 (1)		96.49	15:24:14.303
5 -	1:29.062 (3)	1.167	95.23	15:25:43.365
6 -	1:30.759	2.864	93.45	15:27:14.124
7 -	1:29.663	1.768	94.59	15:28:43.787
8 -	1:29.444	1.549	94.82	15:30:13.231
9 -	1:29.126	1.231	95.16	15:31:42.357
10 -	1:31.470	3.575	92.72	15:33:13.827
11 -	1:30.465	2.570	93.75	15:34:44.292
12 -	1:31.082	3.187	93.12	15:36:15.374
13 -	1:29.314	1.419	94.96	15:37:44.688
14 -	1:29.302	1.407	94.97	15:39:13.990
15 -	1:30.173	2.278	94.05	15:40:44.163
16 -	1:28.560 (2)	0.665	95.77	15:42:12.723
17 -	1:29.614	1.719	94.64	15:43:42.337

P14 44 Charles ELLIOTT				
LAP	LAP TIME	DIFF	MPH	TIME OF DAY
1 -	1:38.481	10.020	86.12	15:19:47.050
2 -	1:29.290	0.829	94.98	15:21:16.340
3 -	1:29.452	0.991	94.81	15:22:45.792
4 -	1:28.816 (2)	0.355	95.49	15:24:14.608
5 -	1:29.360	0.899	94.91	15:25:43.968
6 -	1:30.123	1.662	94.11	15:27:14.091
7 -	1:30.205	1.744	94.02	15:28:44.296
8 -	1:30.110	1.649	94.12	15:30:14.406
9 -	1:29.159	0.698	95.12	15:31:43.565
10 -	1:30.679	2.218	93.53	15:33:14.244
11 -	1:31.507	3.046	92.68	15:34:45.751
12 -	1:29.644	1.183	94.61	15:36:15.395
13 -	1:28.461 (1)		95.87	15:37:43.856
14 -	1:30.064	1.603	94.17	15:39:13.920
15 -	1:30.441	1.980	93.78	15:40:44.361
16 -	1:29.117 (3)	0.656	95.17	15:42:13.478
17 -	1:29.273	0.812	95.00	15:43:42.751

P15 12 Peter MARSH				
LAP	LAP TIME	DIFF	MPH	TIME OF DAY
1 -	1:39.824	10.005	84.96	15:19:48.393
2 -	1:29.819 (1)		94.43	15:21:18.212
3 -	1:30.078 (2)	0.259	94.15	15:22:48.290
4 -	1:30.831 (3)	1.012	93.37	15:24:19.121
5 -	1:31.057	1.238	93.14	15:25:50.178
6 -	1:31.893	2.074	92.29	15:27:22.071
7 -	1:31.567	1.748	92.62	15:28:53.638
8 -	1:31.599	1.780	92.59	15:30:25.237
9 -	1:30.960	1.141	93.24	15:31:56.197
10 -	1:31.378	1.559	92.81	15:33:27.575
11 -	1:31.272	1.453	92.92	15:34:58.847
12 -	1:31.480	1.661	92.71	15:36:30.327
13 -	1:31.015	1.196	93.18	15:38:01.342
14 -	1:31.452	1.633	92.74	15:39:32.794
15 -	1:31.483	1.664	92.71	15:41:04.277
16 -	1:31.277	1.458	92.92	15:42:35.554
17 -	1:31.785	1.966	92.40	15:44:07.339

DIFF = Difference To Personal Best Lap

P16 9 Samuel WILSON				
LAP	LAP TIME	DIFF	MPH	TIME OF DAY
1 -	1:34.558	6.402	89.69	15:19:43.127
2 -	1:29.942	1.786	94.30	15:21:13.069
3 -	1:28.751	0.595	95.56	15:22:41.820
4 -	1:28.243 (2)	0.087	96.11	15:24:10.063
5 -	1:28.617	0.461	95.71	15:25:38.680
6 -	1:29.062	0.906	95.23	15:27:07.742
7 -	1:29.081	0.925	95.21	15:28:36.823
8 -	1:29.005	0.849	95.29	15:30:05.828
9 -	1:29.297	1.141	94.98	15:31:35.125
10 -	1:29.528	1.372	94.73	15:33:04.653
11 -	1:28.156 (1)		96.21	15:34:32.809
12 -	1:28.414 (3)	0.258	95.93	15:36:01.223
13 -	1:30.004	1.848	94.23	15:37:31.227
14 -	1:30.121	1.965	94.11	15:39:01.348
15 -	1:28.578	0.422	95.75	15:40:29.926
16 -	1:46.449 P	18.293	79.67	15:42:16.375

P17 42 Stuart THOMPSON				
LAP	LAP TIME	DIFF	MPH	TIME OF DAY
1 -	1:40.454	8.589	84.43	15:19:49.023
2 -	1:31.865 (1)		92.32	15:21:20.888
3 -	1:33.395 (2)	1.530	90.81	15:22:54.283
4 -	1:33.520 (3)	1.655	90.69	15:24:27.803
5 -	1:33.745	1.880	90.47	15:26:01.548
6 -	1:41.151 P	9.286	83.85	15:27:42.699

Weather / Track : Sunny / Dry

Thruxton
Circuit Length = 2.3560 miles
Start: 15:18 Flag 15:43 End: 15:44



**CATERHAM GRADUATES
RACING CLUB**

**Caterham Graduates – Mega / Sigma /
Classic**

Thruxton Circuit

7th / 8th July 2018



Results Provided by Timing Solutions Ltd
www.tsl-timing.com

Caterham Graduates Championship - Mega / Sigma / Classic

QUALIFYING - RACE 2 - CLASSIFICATION

POS	NO	CL	PIC NAME	ENTRY	TIME	ON	LAPS	GAP	DIFF	MPH
1	121	Mega	1 Ben WINROW	Caterham 7 Mega	1:27.120	5	11			97.35
2	101	Mega	2 Declan DOLAN	Caterham 7 Mega	1:27.540	8	10	0.420	0.420	96.88
3	122	Mega	3 Simon GRIFFITHS	Caterham 7 Mega	1:28.239	10	10	1.119	0.699	96.12
4	114	Mega	4 Andy SKINNER	Caterham 7 Mega	1:28.677	5	10	1.557	0.438	95.64
5	159	Sig	1 Peter MULLINEUX	Caterham 7 Sigma	1:29.108	9	9	1.988	0.431	95.18
6	117	Mega	5 Kevin BARRETT	Caterham 7 Mega	1:29.124	8	11	2.004	0.016	95.16
7	111	Mega	6 Toby BRIANT	Caterham 7 Mega	1:29.389	3	5	2.269	0.265	94.88
8	136	Mega	7 Colin LOUGHLIN	Caterham 7 Mega	1:29.755	4	11	2.635	0.366	94.49
9	143	Sig	2 David MORRIS	Caterham 7 Sigma	1:29.990	11	11	2.870	0.235	94.25
10	106	Mega	8 Mark JONES	Caterham 7 Mega	1:30.974	10	10	3.854	0.984	93.23
11	151	Sig	3 Robert WINROW	Caterham 7 Sigma	1:31.732	9	10	4.612	0.758	92.46
12	108	Mega	9 Neil STURGESS	Caterham 7 Mega	1:33.009	10	10	5.889	1.277	91.19
13	182	C	1 Matthew WILLOUGHBY	Caterham 7 Classic	1:35.567	7	10	8.447	2.558	88.75
14	172	C	2 Robin WEBB	Caterham 7 Classic	1:35.845	10	10	8.725	0.278	88.49
15	174	C	3 Marc NOARO	Caterham 7 Classic	1:36.417	10	10	9.297	0.572	87.96
16	176	C	4 Mark CARTER	Caterham 7 Classic	1:38.227	8	10	11.107	1.810	86.34
17	178	C	5 Iain KINGHORN	Caterham 7 Classic	1:38.251	10	10	11.131	0.024	86.32
18	177	C	6 Trevor HARBER	Caterham 7 Classic	1:38.362	10	10	11.242	0.111	86.22
19	194	C	7 Peter TATTERSALL	Caterham 7 Classic	1:38.525	5	6	11.405	0.163	86.08
20	181	C	8 Andrew COOPER	Caterham 7 Classic	1:40.805	7	9	13.685	2.280	84.13
21	186	C	9 Darren GRAINGER	Caterham 7 Classic	1:41.246	3	8	14.126	0.441	83.77
22	179	C	10 Michael SEGAL	Caterham 7 Classic	1:41.814	7	9	14.694	0.568	83.30

Weather / Track : Sunny / Dry

These results are provisional until the conclusion of any judicial and technical matters.

Thruxton

Circuit Length = 2.3560 miles

Start: 09:00 Flag 09:25 End: 09:26

Clerk Of Course :

Timekeeper :

Caterham Graduates Championship - Mega / Sigma / Classic
QUALIFYING - RACE 12 - 2ND FASTEST CLASSIFICATION

POS	NO	CL	PIC NAME	ENTRY	TIME	ON	LAPS	GAP	DIFF	MPH
1	121	Mega	1 Ben WINROW	Caterham 7 Mega	1:27.644	4	11			96.77
2	122	Mega	2 Simon GRIFFITHS	Caterham 7 Mega	1:28.469	4	10	0.825	0.825	95.87
3	101	Mega	3 Declan DOLAN	Caterham 7 Mega	1:28.834	4	10	1.190	0.365	95.47
4	114	Mega	4 Andy SKINNER	Caterham 7 Mega	1:28.867	10	10	1.223	0.033	95.44
5	117	Mega	5 Kevin BARRETT	Caterham 7 Mega	1:29.283	10	11	1.639	0.416	94.99
6	159	Sig	1 Peter MULLINEUX	Caterham 7 Sigma	1:29.470	7	9	1.826	0.187	94.79
7	136	Mega	6 Colin LOUGHLIN	Caterham 7 Mega	1:30.064	3	11	2.420	0.594	94.17
8	111	Mega	7 Toby BRIANT	Caterham 7 Mega	1:30.169	2	5	2.525	0.105	94.06
9	143	Sig	2 David MORRIS	Caterham 7 Sigma	1:30.427	8	11	2.783	0.258	93.79
10	106	Mega	8 Mark JONES	Caterham 7 Mega	1:31.013	8	10	3.369	0.586	93.19
11	151	Sig	3 Robert WINROW	Caterham 7 Sigma	1:31.784	10	10	4.140	0.771	92.40
12	108	Mega	9 Neil STURGESS	Caterham 7 Mega	1:34.776	7	10	7.132	2.992	89.49
13	182	C	1 Matthew WILLOUGHBY	Caterham 7 Classic	1:35.582	8	10	7.938	0.806	88.73
14	174	C	2 Marc NOARO	Caterham 7 Classic	1:36.599	7	10	8.955	1.017	87.80
15	172	C	3 Robin WEBB	Caterham 7 Classic	1:36.747	7	10	9.103	0.148	87.66
16	177	C	4 Trevor HARBER	Caterham 7 Classic	1:38.433	9	10	10.789	1.686	86.16
17	176	C	5 Mark CARTER	Caterham 7 Classic	1:38.848	7	10	11.204	0.415	85.80
18	194	C	6 Peter TATTERSALL	Caterham 7 Classic	1:38.933	2	6	11.289	0.085	85.73
19	178	C	7 Iain KINGHORN	Caterham 7 Classic	1:39.393	8	10	11.749	0.460	85.33
20	181	C	8 Andrew COOPER	Caterham 7 Classic	1:41.300	9	9	13.656	1.907	83.72
21	179	C	9 Michael SEGAL	Caterham 7 Classic	1:42.143	9	9	14.499	0.843	83.03
22	186	C	10 Darren GRAINGER	Caterham 7 Classic	1:42.388	4	8	14.744	0.245	82.83

Weather / Track : Sunny / Dry

These results are provisional until the conclusion of any judicial and technical matters.

Thruxton

Circuit Length = 2.3560 miles

Start: 09:00 Flag 09:25 End: 09:26

Clerk Of Course :	Timekeeper :
-------------------	--------------

Caterham Graduates Championship - Mega / Sigma / Classic

QUALIFYING - RACES 2 & 12 - LAP ANALYSIS

DIFF = Difference To Personal Best Lap

P1 121 Ben WINROW				
LAP	LAP TIME	DIFF	MPH	TIME OF DAY
1 -				09:01:59.577
2 -	1:32.353	5.233	91.83	09:03:31.930
3 -	1:29.537	2.417	94.72	09:05:01.467
4 -	1:27.644 (2)	0.524	96.77	09:06:29.111
5 -	1:27.120 (1)		97.35	09:07:56.231
6 -	1:30.708	3.588	93.50	09:09:26.939
7 -	10:12.355	8:45.235	13.85	09:19:39.294
8 -	1:29.217	2.097	95.06	09:21:08.511
9 -	1:29.056	1.936	95.23	09:22:37.567
10 -	1:29.261	2.141	95.02	09:24:06.828
11 -	1:28.885 (3)	1.765	95.42	09:25:35.713

P2 101 Declan DOLAN				
LAP	LAP TIME	DIFF	MPH	TIME OF DAY
1 -				09:02:33.211
2 -	1:30.993	3.453	93.21	09:04:04.204
3 -	1:29.086	1.546	95.20	09:05:33.290
4 -	1:28.834 (2)	1.294	95.47	09:07:02.124
5 -	1:29.356	1.816	94.91	09:08:31.480
6 -	11:22.447	9:54.907	12.42	09:19:53.927
7 -	1:30.714	3.174	93.49	09:21:24.641
8 -	1:27.540 (1)		96.88	09:22:52.181
9 -	1:29.555	2.015	94.70	09:24:21.736
10 -	1:29.008 (3)	1.468	95.29	09:25:50.744

P3 122 Simon GRIFFITHS				
LAP	LAP TIME	DIFF	MPH	TIME OF DAY
1 -				09:02:03.318
2 -	1:45.116	16.877	80.68	09:03:48.434
3 -	1:46.431	18.192	79.69	09:05:34.865
4 -	1:28.469 (2)	0.230	95.87	09:07:03.334
5 -	1:30.722	2.483	93.49	09:08:34.056
6 -	11:20.200	9:51.961	12.46	09:19:54.256
7 -	1:29.447	1.208	94.82	09:21:23.703
8 -	1:29.248 (3)	1.009	95.03	09:22:52.951
9 -	1:31.262	3.023	92.93	09:24:24.213
10 -	1:28.239 (1)		96.12	09:25:52.452

P4 114 Andy SKINNER				
LAP	LAP TIME	DIFF	MPH	TIME OF DAY
1 -				09:02:19.514
2 -	1:34.577	5.900	89.67	09:03:54.091
3 -	1:31.495	2.818	92.70	09:05:25.586
4 -	1:30.255	1.578	93.97	09:06:55.841
5 -	1:28.677 (1)		95.64	09:08:24.518
6 -	11:29.002	10:00.325	12.30	09:19:53.520
7 -	1:32.045	3.368	92.14	09:21:25.565
8 -	1:28.902 (3)	0.225	95.40	09:22:54.467
9 -	1:29.541	0.864	94.72	09:24:24.008
10 -	1:28.867 (2)	0.190	95.44	09:25:52.875

P5 159 Peter MULLINEUX				
LAP	LAP TIME	DIFF	MPH	TIME OF DAY
1 -				09:02:14.498
2 -	3:06.032	1:36.924	45.59	09:05:20.530
3 -	1:31.493	2.385	92.70	09:06:52.023
4 -	1:31.475	2.367	92.72	09:08:23.498
5 -	11:31.941	10:02.833	12.25	09:19:55.439

DIFF = Difference To Personal Best Lap

6 -	1:30.595	1.487	93.62	09:21:26.034
7 -	1:29.470 (2)	0.362	94.79	09:22:55.504
8 -	1:30.577 (3)	1.469	93.63	09:24:26.081
9 -	1:29.108 (1)		95.18	09:25:55.189

P6 117 Kevin BARRETT				
LAP	LAP TIME	DIFF	MPH	TIME OF DAY
1 -				09:01:56.377
2 -	1:30.490	1.366	93.72	09:03:26.867
3 -	1:30.693	1.569	93.52	09:04:57.560
4 -	1:29.334 (3)	0.210	94.94	09:06:26.894
5 -	1:37.011	7.887	87.42	09:08:03.905
6 -	1:30.741	1.617	93.47	09:09:34.646
7 -	10:06.456	8:37.332	13.98	09:19:41.102
8 -	1:29.124 (1)		95.16	09:21:10.226
9 -	1:30.025	0.901	94.21	09:22:40.251
10 -	1:29.283 (2)	0.159	94.99	09:24:09.534
11 -	1:29.365	0.241	94.90	09:25:38.899

P7 111 Toby BRIANT				
LAP	LAP TIME	DIFF	MPH	TIME OF DAY
1 -				09:01:57.371
2 -	1:30.169 (2)	0.780	94.06	09:03:27.540
3 -	1:29.389 (1)		94.88	09:04:56.929
4 -	1:30.696 (3)	1.307	93.51	09:06:27.625
5 -	1:31.080	1.691	93.12	09:07:58.705

P8 136 Colin LOUGHLIN				
LAP	LAP TIME	DIFF	MPH	TIME OF DAY
1 -				09:01:58.692
2 -	1:34.257	4.502	89.98	09:03:32.949
3 -	1:30.064 (2)	0.309	94.17	09:05:03.013
4 -	1:29.755 (1)		94.49	09:06:32.768
5 -	1:31.525	1.770	92.66	09:08:04.293
6 -	1:33.968	4.213	90.26	09:09:38.261
7 -	10:07.839	8:38.084	13.95	09:19:46.100
8 -	1:31.729	1.974	92.46	09:21:17.829
9 -	1:31.508	1.753	92.68	09:22:49.337
10 -	1:31.788	2.033	92.40	09:24:21.125
11 -	1:30.983 (3)	1.228	93.22	09:25:52.108

P9 143 David MORRIS				
LAP	LAP TIME	DIFF	MPH	TIME OF DAY
1 -				09:02:02.929
2 -	1:32.827	2.837	91.37	09:03:35.756
3 -	1:32.644	2.654	91.55	09:05:08.400
4 -	1:31.927	1.937	92.26	09:06:40.327
5 -	1:31.861	1.871	92.33	09:08:12.188
6 -	1:32.211	2.221	91.98	09:09:44.399
7 -	10:10.396	8:40.406	13.89	09:19:54.795
8 -	1:30.427 (2)	0.437	93.79	09:21:25.222
9 -	1:30.679 (3)	0.689	93.53	09:22:55.901
10 -	1:30.946	0.956	93.25	09:24:26.847
11 -	1:29.990 (1)		94.25	09:25:56.837

P10 106 Mark JONES				
LAP	LAP TIME	DIFF	MPH	TIME OF DAY
1 -				09:02:20.560
2 -	1:35.202	4.228	89.09	09:03:55.762
3 -	1:32.974	2.000	91.22	09:05:28.736

Weather / Track : Sunny / Dry

Thruxton
Circuit Length = 2.3560 miles
Start: 09:00 Flag 09:25 End: 09:26

Caterham Graduates Championship - Mega / Sigma / Classic

QUALIFYING - RACES 2 & 12 - LAP ANALYSIS

DIFF = Difference To Personal Best Lap

4 -	1:32.856	1.882	91.34	09:07:01.592
5 -	1:35.123	4.149	89.16	09:08:36.715
6 -	11:20.870	9:49.896	12.45	09:19:57.585
7 -	1:32.450	1.476	91.74	09:21:30.035
8 -	1:31.013 (2)	0.039	93.19	09:23:01.048
9 -	1:31.211 (3)	0.237	92.98	09:24:32.259
10 -	1:30.974 (1)		93.23	09:26:03.233

P11 151 Robert WINROW

LAP	LAP TIME	DIFF	MPH	TIME OF DAY
1 -				09:02:35.778
2 -	1:35.237	3.505	89.05	09:04:11.015
3 -	1:35.885	4.153	88.45	09:05:46.900
4 -	1:35.581	3.849	88.73	09:07:22.481
5 -	2:01.085	29.353	70.04	09:09:23.566
6 -	10:21.062	8:49.330	13.65	09:19:44.628
7 -	1:33.653	1.921	90.56	09:21:18.281
8 -	1:32.716 (3)	0.984	91.47	09:22:50.997
9 -	1:31.732 (1)		92.46	09:24:22.729
10 -	1:31.784 (2)	0.052	92.40	09:25:54.513

P12 108 Neil STURGESS

LAP	LAP TIME	DIFF	MPH	TIME OF DAY
1 -				09:02:17.030
2 -	1:38.254	5.245	86.32	09:03:55.284
3 -	1:35.700	2.691	88.62	09:05:30.984
4 -	1:35.240 (3)	2.231	89.05	09:07:06.224
5 -	1:35.948	2.939	88.39	09:08:42.172
6 -	11:25.955	9:52.946	12.36	09:20:08.127
7 -	1:34.776 (2)	1.767	89.49	09:21:42.903
8 -	1:35.746	2.737	88.58	09:23:18.649
9 -	1:35.632	2.623	88.69	09:24:54.281
10 -	1:33.009 (1)		91.19	09:26:27.290

P13 182 Matthew WILLOUGHBY

LAP	LAP TIME	DIFF	MPH	TIME OF DAY
1 -				09:02:56.364
2 -	1:40.275	4.708	84.58	09:04:36.639
3 -	1:37.631	2.064	86.87	09:06:14.270
4 -	1:39.247	3.680	85.45	09:07:53.517
5 -	1:36.730	1.163	87.68	09:09:30.247
6 -	10:15.700	8:40.133	13.77	09:19:45.947
7 -	1:35.567 (1)		88.75	09:21:21.514
8 -	1:35.582 (2)	0.015	88.73	09:22:57.096
9 -	1:37.501	1.934	86.99	09:24:34.597
10 -	1:36.696 (3)	1.129	87.71	09:26:11.293

P14 172 Robin WEBB

LAP	LAP TIME	DIFF	MPH	TIME OF DAY
1 -				09:02:02.576
2 -	1:37.777	1.932	86.74	09:03:40.353
3 -	1:39.214	3.369	85.48	09:05:19.567
4 -	1:37.581	1.736	86.91	09:06:57.148
5 -	1:37.222	1.377	87.23	09:08:34.370
6 -	11:28.799	9:52.954	12.31	09:20:03.169
7 -	1:36.747 (2)	0.902	87.66	09:21:39.916
8 -	1:36.808 (3)	0.963	87.61	09:23:16.724
9 -	1:37.156	1.311	87.29	09:24:53.880
10 -	1:35.845 (1)		88.49	09:26:29.725

DIFF = Difference To Personal Best Lap

P15 174 Marc NOARO				
LAP	LAP TIME	DIFF	MPH	TIME OF DAY
1 -				09:02:00.803
2 -	1:38.633	2.216	85.99	09:03:39.436
3 -	1:38.157	1.740	86.40	09:05:17.593
4 -	1:38.156	1.739	86.40	09:06:55.749
5 -	1:37.894	1.477	86.64	09:08:33.643
6 -	11:30.241	9:53.824	12.28	09:20:03.884
7 -	1:36.599 (2)	0.182	87.80	09:21:40.483
8 -	1:37.565 (3)	1.148	86.93	09:23:18.048
9 -	1:38.333	1.916	86.25	09:24:56.381
10 -	1:36.417 (1)		87.96	09:26:32.798

P16 176 Mark CARTER

LAP	LAP TIME	DIFF	MPH	TIME OF DAY
1 -				09:01:56.149
2 -	1:41.467	3.240	83.58	09:03:37.616
3 -	1:38.937	0.710	85.72	09:05:16.553
4 -	1:42.954	4.727	82.38	09:06:59.507
5 -	1:38.850 (3)	0.623	85.80	09:08:38.357
6 -	11:05.423	9:27.196	12.74	09:19:43.780
7 -	1:38.848 (2)	0.621	85.80	09:21:22.628
8 -	1:38.227 (1)		86.34	09:23:00.855
9 -	1:39.180	0.953	85.51	09:24:40.035
10 -	1:40.130	1.903	84.70	09:26:20.165

P17 178 Iain KINGHORN

LAP	LAP TIME	DIFF	MPH	TIME OF DAY
1 -				09:02:44.757
2 -	1:45.967	7.716	80.04	09:04:30.724
3 -	1:40.517	2.266	84.37	09:06:11.241
4 -	1:43.856	5.605	81.66	09:07:55.097
5 -	1:43.511	5.260	81.93	09:09:38.608
6 -	10:18.313	8:40.062	13.71	09:19:56.921
7 -	1:39.528 (3)	1.277	85.21	09:21:36.449
8 -	1:39.393 (2)	1.142	85.33	09:23:15.842
9 -	1:39.548	1.297	85.20	09:24:55.390
10 -	1:38.251 (1)		86.32	09:26:33.641

P18 177 Trevor HARBUR

LAP	LAP TIME	DIFF	MPH	TIME OF DAY
1 -				09:02:42.747
2 -	1:46.131	7.769	79.91	09:04:28.878
3 -	1:41.991	3.629	83.16	09:06:10.869
4 -	1:41.621	3.259	83.46	09:07:52.490
5 -	1:39.332	0.970	85.38	09:09:31.822
6 -	10:20.945	8:42.583	13.65	09:19:52.767
7 -	1:40.497	2.135	84.39	09:21:33.264
8 -	1:38.728 (3)	0.366	85.90	09:23:11.992
9 -	1:38.433 (2)	0.071	86.16	09:24:50.425
10 -	1:38.362 (1)		86.22	09:26:28.787

P19 194 Peter TATTERSALL

LAP	LAP TIME	DIFF	MPH	TIME OF DAY
1 -				09:01:59.894
2 -	1:38.933 (2)	0.408	85.73	09:03:38.827
3 -	1:40.034 (3)	1.509	84.78	09:05:18.861
4 -	1:40.288	1.763	84.57	09:06:59.149
5 -	1:38.525 (1)		86.08	09:08:37.674
6 -	14:13.442	12:34.917	9.93	09:22:51.116

Thruxton

Circuit Length = 2.3560 miles

Start: 09:00 Flag 09:25 End: 09:26

Weather / Track : Sunny / Dry

Caterham Graduates Championship - Mega / Sigma / Classic

QUALIFYING - RACES 2 & 12 - LAP ANALYSIS

DIFF = Difference To Personal Best Lap

P20 181 Andrew COOPER				
LAP	LAP TIME	DIFF	MPH	TIME OF DAY
1 -				09:02:40.864
2 -	1:45.246	4.441	80.58	09:04:26.110
3 -	1:43.546	2.741	81.91	09:06:09.656
4 -	1:44.368	3.563	81.26	09:07:54.024
5 -	1:47.805	7.000	78.67	09:09:41.829
6 -	10:19.135	8:38.330	13.69	09:20:00.964
7 -	1:40.805 (1)		84.13	09:21:41.769
8 -	1:41.978 (3)	1.173	83.17	09:23:23.747
9 -	1:41.300 (2)	0.495	83.72	09:25:05.047

P21 186 Darren GRAINGER				
LAP	LAP TIME	DIFF	MPH	TIME OF DAY
1 -				09:02:44.111
2 -	1:46.206	4.960	79.86	09:04:30.317
3 -	1:41.246 (1)		83.77	09:06:11.563
4 -	1:42.388 (2)	1.142	82.83	09:07:53.951
5 -	13:12.737	11:31.491	10.69	09:21:06.688
6 -	1:42.858 (3)	1.612	82.45	09:22:49.546
7 -	1:49.850	8.604	77.21	09:24:39.396
8 -	1:44.187	2.941	81.40	09:26:23.583

P22 179 Michael SEGAL				
LAP	LAP TIME	DIFF	MPH	TIME OF DAY
1 -				09:02:22.822
2 -	1:46.529	4.715	79.61	09:04:09.351
3 -	1:46.752	4.938	79.45	09:05:56.103
4 -	1:46.698	4.884	79.49	09:07:42.801
5 -	1:47.156	5.342	79.15	09:09:29.957
6 -	10:27.711	8:45.897	13.51	09:19:57.668
7 -	1:41.814 (1)		83.30	09:21:39.482
8 -	1:44.609 (3)	2.795	81.07	09:23:24.091
9 -	1:42.143 (2)	0.329	83.03	09:25:06.234

Weather / Track : Sunny / Dry

Results can be found at www.tsl-timing.com


Page 3 of 3

Thruxton
 Circuit Length = 2.3560 miles
 Start: 09:00 Flag 09:25 End: 09:26

Printed - 09:29 Saturday, 07 July 2018

Caterham Graduates Championship - Mega / Sigma / Classic

RACE 2 - GRID (20 minutes) - AMENDED

ROW 11	21	1:41.246	186	Darren GRAINGER	22	1:41.814	179	Michael SEGAL	
ROW 10		1:38.525	19	194	Peter TATTERSALL	1:40.805	20	181	Andrew COOPER
ROW 9	17	1:38.251	178	Iain KINGHORN	18	1:38.362	177	Trevor HARBER	
ROW 8		1:36.417	15	174	Marc NOARO	1:38.227	16	176	Mark CARTER
ROW 7	13	1:35.567	182	Matthew WILLOUGHBY	14	1:35.845	172	Robin WEBB	
ROW 6		1:31.732	11	151	Robert WINROW	1:33.009	12	108	Neil STURGESS
ROW 5	9	1:29.990	143	David MORRIS	10	1:30.974	106	Mark JONES	
ROW 4		1:29.389	7	111	Toby BRIANT	1:29.755	8	136	Colin LOUGHLIN
ROW 3	5	1:29.108	159	Peter MULLINEUX	6	1:29.124	117	Kevin BARRETT	
ROW 2		1:28.239	3	122	Simon GRIFFITHS	1:28.677	4	114	Andy SKINNER
ROW 1	1	1:27.120	121	Ben WINROW	2	1:27.540	101	Declan DOLAN	
Pole									
									


Thrupton
Circuit Length = 2.3560 miles

These results are provisional until the conclusion of any judicial and technical matters.

Clerk Of Course :		Timekeeper :	
-------------------	--	--------------	--

Caterham Graduates Championship - Mega / Sigma / Classic

RACE 12 - GRID (25 minutes) - AMENDED

ROW 11	21	1:42.388 186 Darren GRAINGER	22	1:30.169 111 Toby BRIANT
ROW 10	19	1:41.300 181 Andrew COOPER	20	1:42.143 179 Michael SEGAL
ROW 9	17	1:38.933 194 Peter TATTERSALL	18	1:39.393 178 Iain KINGHORN
ROW 8	15	1:38.433 177 Trevor HARBER	16	1:38.848 176 Mark CARTER
ROW 7	13	1:36.599 174 Marc NOARO	14	1:36.747 172 Robin WEBB
ROW 6	11	1:34.776 108 Neil STURGESS	12	1:35.582 182 Matthew WILLOUGHBY
ROW 5	9	1:31.013 106 Mark JONES	10	1:31.784 151 Robert WINROW
ROW 4	7	1:30.064 136 Colin LOUGHLIN	8	1:30.427 143 David MORRIS
ROW 3	5	1:29.283 117 Kevin BARRETT	6	1:29.470 159 Peter MULLINEUX
ROW 2	3	1:28.834 101 Declan DOLAN	4	1:28.867 114 Andy SKINNER
ROW 1	1	1:27.644 121 Ben WINROW	2	1:28.469 122 Simon GRIFFITHS
Pole				
				

Car 111 - Change of car - Permitted to start from the back of the grid (MSA Regulation D25.1.13)

Thruxton
Circuit Length = 2.3560 miles

These results are provisional until the conclusion of any judicial and technical matters.

Clerk Of Course :		Timekeeper :

Caterham Graduates Championship - Mega / Sigma / Classic

RACE 2 - CLASSIFICATION - AMENDED

POS	NO	CL	PIC NAME	ENTRY	LAPS	TIME	GAP	DIFF	MPH	BEST	ON
1	101	Mega	1 Declan DOLAN	Caterham 7 Mega	14	21:06.384			93.76	1:28.512	3
2	122*	Mega	2 Simon GRIFFITHS	Caterham 7 Mega	14	21:06.433	0.049	0.049	93.76	1:28.888	7
3	114	Mega	3 Andy SKINNER	Caterham 7 Mega	14	21:06.579	0.195	0.146	93.75	1:28.232	2
4	117	Mega	4 Kevin BARRETT	Caterham 7 Mega	14	21:07.287	0.903	0.708	93.69	1:28.938	4
5	121	Mega	5 Ben WINROW	Caterham 7 Mega	14	21:22.771	16.387	15.484	92.56	1:28.580	7
6	159	Sig	1 Peter MULLINEUX	Caterham 7 Sigma	14	21:25.407	19.023	2.636	92.37	1:30.328	3
7	136	Mega	6 Colin LOUGHLIN	Caterham 7 Mega	14	21:28.076	21.692	2.669	92.18	1:30.192	10
8	106	Mega	7 Mark JONES	Caterham 7 Mega	14	21:54.181	47.797	26.105	90.35	1:30.890	13
9	143	Sig	2 David MORRIS	Caterham 7 Sigma	14	21:54.497	48.113	0.316	90.33	1:31.548	2
10	108	Mega	8 Neil STURGESS	Caterham 7 Mega	14	22:09.667	1:03.283	15.170	89.30	1:32.453	14
11	151	Sig	3 Robert WINROW	Caterham 7 Sigma	14	22:19.765	1:13.381	10.098	88.62	1:33.414	11
12	182	C	1 Matthew WILLOUGHBY	Caterham 7 Classic	13	21:24.551	1 Lap	1 Lap	85.83	1:37.268	5
13	172	C	2 Robin WEBB	Caterham 7 Classic	13	21:24.959	1 Lap	0.408	85.80	1:36.852	9
14	194	C	3 Peter TATTERSALL	Caterham 7 Classic	13	21:46.945	1 Lap	21.986	84.36	1:38.112	3
15	178	C	4 Iain KINGHORN	Caterham 7 Classic	13	21:47.107	1 Lap	0.162	84.35	1:39.287	7
16	186	C	5 Darren GRAINGER	Caterham 7 Classic	13	21:47.534	1 Lap	0.427	84.32	1:38.661	13
17	176	C	6 Mark CARTER	Caterham 7 Classic	13	21:47.784	1 Lap	0.250	84.31	1:38.190	2
18	177	C	7 Trevor HARBER	Caterham 7 Classic	13	21:48.071	1 Lap	0.287	84.29	1:37.775	3
19	181	C	8 Andrew COOPER	Caterham 7 Classic	13	22:33.686	1 Lap	45.615	81.45	1:42.061	9
20	179	C	9 Michael SEGAL	Caterham 7 Classic	12	21:50.380	2 Laps	1 Lap	77.67	1:45.411	2

NOT CLASSIFIED

DNF	174	C	Marc NOARO	Caterham 7 Classic	6	10:43.508	8 Laps	6 Laps	79.08	1:36.418	2
-----	-----	---	------------	--------------------	---	-----------	--------	--------	-------	----------	---

FASTEST LAP

114	Mega	Andy SKINNER	Caterham 7 Mega	2	1:28.232	96.12 mph	154.70 kph
159	Sig	Peter MULLINEUX	Caterham 7 Sigma	3	1:30.328	93.89 mph	151.11 kph
174	C	Marc NOARO	Caterham 7 Classic	2	1:36.418	87.96 mph	141.56 kph

Car 122 - 1.5 seconds added to race time (G5.3.7) - Contravention of regulation G2.3

Weather / Track : Sunny / Dry

These results are provisional until the conclusion of any judicial and technical matters.

Thruxton

Circuit Length = 2.3560 miles

Start: 13:34 Flag 13:55 End: 13:57

Clerk Of Course :	Timekeeper :
-------------------	--------------

Caterham Graduates Championship - Mega / Sigma / Classic

RACE 2 - LAP CHART

LAP 1 @ 13:36:03.373			LAP 2 @ 13:37:32.491			LAP 3 @ 13:39:01.831			LAP 4 @ 13:40:31.316			LAP 5 @ 13:42:00.524		
NO	BEHIND	LAP TIME	NO	BEHIND	LAP TIME	NO	BEHIND	LAP TIME	NO	BEHIND	LAP TIME	NO	BEHIND	LAP TIME
122		1:35.120	122		1:29.118	101		1:28.512	122		1:29.020	122		1:29.208
101	0.273	1:35.393	114	0.510	1:28.232	122	0.465	1:29.805	101	0.159	1:29.644	101	0.234	1:29.283
121	0.638	1:35.758	101	0.828	1:29.673	114	0.721	1:29.551	121	0.804	1:29.279	114	1.041	1:28.848
114	1.396	1:36.516	121	1.146	1:29.626	121	1.010	1:29.204	114	1.401	1:30.165	121	1.226	1:29.630
117	1.608	1:36.728	117	2.212	1:29.722	117	2.176	1:29.304	117	1.629	1:28.938	117	1.912	1:29.491
136	2.783	1:37.903	136	4.409	1:30.744	136	5.866	1:30.797	159	7.680	1:30.910	136	10.498	1:31.363
143	3.432	1:38.552	159	5.267	1:30.626	159	6.255	1:30.328	136	8.343	1:31.962	159	10.965	1:32.493
159	3.759	1:38.879	143	5.862	1:31.548	143	8.664	1:32.142	143	12.661	1:33.482	143	17.024	1:33.571
108	7.367	1:42.487	108	14.420	1:36.171	108	22.207	1:37.127	106	27.883	1:34.977	106	31.869	1:33.194
151	9.014	1:44.134	151	15.072	1:35.176	106	22.391	1:32.794	108	29.092	1:36.370	108	35.066	1:35.182
172	9.934	1:45.054	172	18.352	1:37.536	151	23.003	1:37.271	151	29.612	1:36.094	151	35.688	1:35.284
182	10.184	1:45.304	182	18.841	1:37.775	182	27.182	1:37.681	172	35.682	1:37.391	182	43.959	1:37.268
176	10.824	1:45.944	106	18.937	1:34.235	172	27.776	1:38.764	182	35.899	1:38.202	172	44.462	1:37.988
177	11.216	1:46.336	176	19.896	1:38.190	174	29.473	1:37.906	174	38.785	1:38.797	194	48.175	1:38.160
194	11.807	1:46.927	174	20.907	1:36.418	176	29.788	1:39.232	194	39.223	1:38.553	174	48.698	1:39.121
178	12.194	1:47.314	194	21.383	1:38.694	194	30.155	1:38.112	176	39.539	1:39.236	176	48.954	1:38.623
186	12.783	1:47.903	177	22.248	1:40.150	177	30.683	1:37.775	177	39.916	1:38.718	177	49.378	1:38.670
174	13.607	1:48.727	178	22.439	1:39.363	178	33.151	1:40.052	178	45.183	1:41.517	178	55.442	1:39.467
106	13.820	1:48.940	186	22.818	1:39.153	186	33.728	1:40.250	186	45.529	1:41.286	186	56.437	1:40.116
181	15.963	1:51.083	181	30.034	1:43.189	181	44.577	1:43.883	181	59.134	1:44.042	181	1:14.669	1:44.743
179	16.686	1:51.806	179	32.979	1:45.411	179	51.289	1:47.650	179	1:11.696	1:49.892			

Weather / Track : Sunny / Dry

Caterham Graduates Championship - Mega / Sigma / Classic

RACE 2 - LAP CHART

LAP 6 @ 13:43:30.251			LAP 7 @ 13:44:59.449			LAP 8 @ 13:46:30.090			LAP 9 @ 13:47:59.951			LAP 10 @ 13:49:30.798		
NO	BEHIND	LAP TIME	NO	BEHIND	LAP TIME	NO	BEHIND	LAP TIME	NO	BEHIND	LAP TIME	NO	BEHIND	LAP TIME
101		1:29.493	121		1:28.580	122		1:29.689	114		1:29.245	122		1:30.741
121	0.618	1:29.119	101	0.154	1:29.352	114	0.616	1:30.523	122	0.106	1:29.967	114	0.512	1:31.359
114	1.041	1:29.727	181	1 Lap	1:44.560	101	0.851	1:31.338	101	0.371	1:29.381	121	0.817	1:31.055
122	1.262	1:30.989	114	0.734	1:28.891	121	0.979	1:31.620	121	0.609	1:29.491	101	1.021	1:31.497
117	1.578	1:29.393	122	0.952	1:28.888	117	1.489	1:30.771	117	1.489	1:29.861	176	1 Lap	1:41.192
179	1 Lap	1:51.471	117	1.359	1:28.979	181	1 Lap	1:44.918	159	17.312	1:31.658	117	3.202	1:32.560
159	11.904	1:30.666	174	1 Lap	2:22.538 P	159	15.515	1:30.901	136	18.498	1:32.210	178	1 Lap	1:39.329
136	12.204	1:31.433	136	14.766	1:31.760	136	16.149	1:32.024	181	1 Lap	1:43.290	177	1 Lap	1:42.455
143	20.560	1:33.263	159	15.255	1:32.549	143	29.769	1:36.025	143	34.440	1:34.532	194	1 Lap	1:43.524
106	36.290	1:34.148	179	1 Lap	1:48.937	106	41.596	1:32.556	106	43.433	1:31.698	186	1 Lap	1:39.878
108	39.191	1:33.852	143	24.385	1:33.023	179	1 Lap	1:50.578	108	52.981	1:34.770	136	17.843	1:30.192
151	39.874	1:33.913	106	39.681	1:32.589	108	48.072	1:34.474	151	53.523	1:34.584	159	18.250	1:31.785
172	52.335	1:37.600	108	44.239	1:34.246	151	48.800	1:34.332	179	1 Lap	1:48.656	143	37.191	1:33.598
182	52.511	1:38.279	151	45.109	1:34.433	182	1:08.967	1:38.015	172	1:16.920	1:36.852	181	1 Lap	1:42.061
177	59.519	1:39.868	182	1:01.593	1:38.280	172	1:09.929	1:38.383	182	1:17.577	1:38.471	106	44.555	1:31.969
176	59.853	1:40.626	172	1:02.187	1:39.050	194	1:22.040	1:41.904				108	55.830	1:33.696
194	59.926	1:41.478	194	1:10.777	1:40.049	176	1:22.480	1:42.105				151	56.818	1:34.142
178	1:05.898	1:40.183	176	1:11.016	1:40.361	177	1:22.921	1:42.221				179	1 Lap	1:49.236
186	1:06.506	1:39.796	177	1:11.341	1:41.020	178	1:24.765	1:39.419				182	1:24.254	1:37.524
			178	1:15.987	1:39.287	186	1:26.104	1:39.852				172	1:24.899	1:38.826
			186	1:16.893	1:39.585									

Weather / Track : Sunny / Dry

Thruxton

Circuit Length = 2.3560 miles

Start: 13:34 Flag 13:55 End: 13:57

Caterham Graduates Championship - Mega / Sigma / Classic

RACE 2 - LAP CHART

LAP 11 @ 13:51:00.090			LAP 12 @ 13:52:30.645			LAP 13 @ 13:54:00.772			LAP 14 @ 13:55:33.186		
NO	BEHIND	LAP TIME	NO	BEHIND	LAP TIME	NO	BEHIND	LAP TIME	NO	BEHIND	LAP TIME
114		1:28.780	114		1:30.555	101		1:29.575	122		1:31.475
122	0.285	1:29.577	101	0.552	1:30.246	122	0.939	1:30.351	101	1.451	1:33.865
121	0.508	1:28.983	122	0.715	1:30.985	114	0.962	1:31.089	114	1.646	1:33.098
101	0.861	1:29.132	121	1.099	1:31.146	117	4.153	1:30.790	117	2.354	1:30.615
117	4.496	1:30.586	172	1 Lap	1:37.921	182	1 Lap	1:37.411	121	17.838	1:31.191
178	1 Lap	1:40.368	182	1 Lap	1:38.910	172	1 Lap	1:38.147	182	1 Lap	1:41.431
176	1 Lap	1:41.015	117	3.490	1:29.549	121	19.061	1:48.089	172	1 Lap	1:41.447
194	1 Lap	1:39.640	179	2 Laps	1:50.184	159	22.430	1:31.972	159	20.474	1:30.458
177	1 Lap	1:40.458	159	20.585	1:31.542	136	25.133	1:32.192	136	23.143	1:30.424
186	1 Lap	1:40.134	136	23.068	1:33.360	179	2 Laps	1:47.663	194	1 Lap	1:38.486
159	19.598	1:30.640	194	1 Lap	1:40.082	178	1 Lap	1:40.322	178	1 Lap	1:39.423
136	20.263	1:31.712	178	1 Lap	1:41.063	194	1 Lap	1:41.336	186	1 Lap	1:38.661
143	41.450	1:33.551	176	1 Lap	1:41.140	186	1 Lap	1:40.529	176	1 Lap	1:38.402
106	48.342	1:33.079	177	1 Lap	1:40.337	176	1 Lap	1:41.718	177	1 Lap	1:38.410
181	1 Lap	1:42.108	186	1 Lap	1:40.391	177	1 Lap	1:41.653	179	2 Laps	1:48.896
108	59.817	1:33.279	143	44.593	1:33.698	143	48.588	1:34.122	106	49.248	1:31.439
151	1:00.940	1:33.414	106	49.460	1:31.673	106	50.223	1:30.890	143	49.564	1:33.390
			108	1:02.035	1:32.773	108	1:04.695	1:32.787	108	1:04.734	1:32.453
			151	1:04.405	1:34.020	151	1:09.313	1:35.035	151	1:14.832	1:37.933
			181	1 Lap	1:43.015	181	1 Lap	1:43.818	181	1 Lap	1:42.976

Weather / Track : Sunny / Dry

Caterham Graduates Championship - Mega / Sigma / Classic

RACE 2 - LAP ANALYSIS

DIFF = Difference To Personal Best Lap

P1 122 Simon GRIFFITHS				
LAP	LAP TIME	DIFF	MPH	TIME OF DAY
1 -	1:35.120	6.232	89.16	13:36:03.373
2 -	1:29.118 (3)	0.230	95.17	13:37:32.491
3 -	1:29.805	0.917	94.44	13:39:02.296
4 -	1:29.020 (2)	0.132	95.27	13:40:31.316
5 -	1:29.208	0.320	95.07	13:42:00.524
6 -	1:30.989	2.101	93.21	13:43:31.513
7 -	1:28.888 (1)		95.41	13:45:00.401
8 -	1:29.689	0.801	94.56	13:46:30.090
9 -	1:29.967	1.079	94.27	13:48:00.057
10 -	1:30.741	1.853	93.47	13:49:30.798
11 -	1:29.577	0.689	94.68	13:51:00.375
12 -	1:30.985	2.097	93.21	13:52:31.360
13 -	1:30.351	1.463	93.87	13:54:01.711
14 -	1:31.475	2.587	92.72	13:55:33.186

P2 101 Declan DOLAN				
LAP	LAP TIME	DIFF	MPH	TIME OF DAY
1 -	1:35.393	6.881	88.91	13:36:03.646
2 -	1:29.673	1.161	94.58	13:37:33.319
3 -	1:28.512 (1)		95.82	13:39:01.831
4 -	1:29.644	1.132	94.61	13:40:31.475
5 -	1:29.283 (3)	0.771	94.99	13:42:00.758
6 -	1:29.493	0.981	94.77	13:43:30.251
7 -	1:29.352	0.840	94.92	13:44:59.603
8 -	1:31.338	2.826	92.85	13:46:30.941
9 -	1:29.381	0.869	94.89	13:48:00.322
10 -	1:31.497	2.985	92.69	13:49:31.819
11 -	1:29.132 (2)	0.620	95.15	13:51:00.951
12 -	1:30.246	1.734	93.98	13:52:31.197
13 -	1:29.575	1.063	94.68	13:54:00.772
14 -	1:33.865	5.353	90.35	13:55:34.637

P3 114 Andy SKINNER				
LAP	LAP TIME	DIFF	MPH	TIME OF DAY
1 -	1:36.516	8.284	87.87	13:36:04.769
2 -	1:28.232 (1)		96.12	13:37:33.001
3 -	1:29.551	1.319	94.71	13:39:02.552
4 -	1:30.165	1.933	94.06	13:40:32.717
5 -	1:28.848 (3)	0.616	95.46	13:42:01.565
6 -	1:29.727	1.495	94.52	13:43:31.292
7 -	1:28.891	0.659	95.41	13:45:00.183
8 -	1:30.523	2.291	93.69	13:46:30.706
9 -	1:29.245	1.013	95.03	13:47:59.951
10 -	1:31.359	3.127	92.83	13:49:31.310
11 -	1:28.780 (2)	0.548	95.53	13:51:00.090
12 -	1:30.555	2.323	93.66	13:52:30.645
13 -	1:31.089	2.857	93.11	13:54:01.734
14 -	1:33.098	4.866	91.10	13:55:34.832

P4 117 Kevin BARRETT				
LAP	LAP TIME	DIFF	MPH	TIME OF DAY
1 -	1:36.728	7.790	87.68	13:36:04.981
2 -	1:29.722	0.784	94.53	13:37:34.703
3 -	1:29.304 (3)	0.366	94.97	13:39:04.007
4 -	1:28.938 (1)		95.36	13:40:32.945
5 -	1:29.491	0.553	94.77	13:42:02.436
6 -	1:29.393	0.455	94.88	13:43:31.829
7 -	1:28.979 (2)	0.041	95.32	13:45:00.808
8 -	1:30.771	1.833	93.43	13:46:31.579

DIFF = Difference To Personal Best Lap

9 -	1:29.861	0.923	94.38	13:48:01.440
10 -	1:32.560	3.622	91.63	13:49:34.000
11 -	1:30.586	1.648	93.63	13:51:04.586
12 -	1:29.549	0.611	94.71	13:52:34.135
13 -	1:30.790	1.852	93.42	13:54:04.925
14 -	1:30.615	1.677	93.60	13:55:35.540

P5 121 Ben WINROW				
LAP	LAP TIME	DIFF	MPH	TIME OF DAY
1 -	1:35.758	7.178	88.57	13:36:04.011
2 -	1:29.626	1.046	94.63	13:37:33.637
3 -	1:29.204	0.624	95.08	13:39:02.841
4 -	1:29.279	0.699	95.00	13:40:32.120
5 -	1:29.630	1.050	94.62	13:42:01.750
6 -	1:29.119 (3)	0.539	95.17	13:43:30.869
7 -	1:28.580 (1)		95.75	13:44:59.449
8 -	1:31.620	3.040	92.57	13:46:31.069
9 -	1:29.491	0.911	94.77	13:48:00.560
10 -	1:31.055	2.475	93.14	13:49:31.615
11 -	1:28.983 (2)	0.403	95.31	13:51:00.598
12 -	1:31.146	2.566	93.05	13:52:31.744
13 -	1:48.089	19.509	78.46	13:54:19.833
14 -	1:31.191	2.611	93.00	13:55:51.024

P6 159 Peter MULLINEUX				
LAP	LAP TIME	DIFF	MPH	TIME OF DAY
1 -	1:38.879	8.551	85.77	13:36:07.132
2 -	1:30.626 (3)	0.298	93.58	13:37:37.758
3 -	1:30.328 (1)		93.89	13:39:08.086
4 -	1:30.910	0.582	93.29	13:40:38.996
5 -	1:32.493	2.165	91.70	13:42:11.489
6 -	1:30.666	0.338	93.54	13:43:42.155
7 -	1:32.549	2.221	91.64	13:45:14.704
8 -	1:30.901	0.573	93.30	13:46:45.605
9 -	1:31.658	1.330	92.53	13:48:17.263
10 -	1:31.785	1.457	92.40	13:49:49.048
11 -	1:30.640	0.312	93.57	13:51:19.688
12 -	1:31.542	1.214	92.65	13:52:51.230
13 -	1:31.972	1.644	92.21	13:54:23.202
14 -	1:30.458 (2)	0.130	93.76	13:55:53.660

P7 136 Colin LOUGHLIN				
LAP	LAP TIME	DIFF	MPH	TIME OF DAY
1 -	1:37.903	7.711	86.63	13:36:06.156
2 -	1:30.744 (3)	0.552	93.46	13:37:36.900
3 -	1:30.797	0.605	93.41	13:39:07.697
4 -	1:31.962	1.770	92.22	13:40:39.659
5 -	1:31.363	1.171	92.83	13:42:11.022
6 -	1:31.433	1.241	92.76	13:43:42.455
7 -	1:31.760	1.568	92.43	13:45:14.215
8 -	1:32.024	1.832	92.16	13:46:46.239
9 -	1:32.210	2.018	91.98	13:48:18.449
10 -	1:30.192 (1)		94.03	13:49:48.641
11 -	1:31.712	1.520	92.48	13:51:20.353
12 -	1:33.360	3.168	90.84	13:52:53.713
13 -	1:32.192	2.000	91.99	13:54:25.905
14 -	1:30.424 (2)	0.232	93.79	13:55:56.329

P8 106 Mark JONES				
LAP	LAP TIME	DIFF	MPH	TIME OF DAY
1 -	1:48.940	18.050	77.85	13:36:17.193

Weather / Track : Sunny / Dry

Thruxton
Circuit Length = 2.3560 miles
Start: 13:34 Flag 13:55 End: 13:57

Caterham Graduates Championship - Mega / Sigma / Classic

RACE 2 - LAP ANALYSIS

DIFF = Difference To Personal Best Lap

2 -	1:34.235	3.345	90.00	13:37:51.428
3 -	1:32.794	1.904	91.40	13:39:24.222
4 -	1:34.977	4.087	89.30	13:40:59.199
5 -	1:33.194	2.304	91.01	13:42:32.393
6 -	1:34.148	3.258	90.08	13:44:06.541
7 -	1:32.589	1.699	91.60	13:45:39.130
8 -	1:32.556	1.666	91.63	13:47:11.686
9 -	1:31.698	0.808	92.49	13:48:43.384
10 -	1:31.969	1.079	92.22	13:50:15.353
11 -	1:33.079	2.189	91.12	13:51:48.432
12 -	1:31.673 (3)	0.783	92.52	13:53:20.105
13 -	1:30.890 (1)		93.31	13:54:50.995
14 -	1:31.439 (2)	0.549	92.75	13:56:22.434

P9 143 David MORRIS

LAP	LAP TIME	DIFF	MPH	TIME OF DAY
1 -	1:38.552	7.004	86.06	13:36:06.805
2 -	1:31.548 (1)		92.64	13:37:38.353
3 -	1:32.142 (2)	0.594	92.04	13:39:10.495
4 -	1:33.482	1.934	90.72	13:40:43.977
5 -	1:33.571	2.023	90.64	13:42:17.548
6 -	1:33.263	1.715	90.94	13:43:50.811
7 -	1:33.023 (3)	1.475	91.17	13:45:23.834
8 -	1:36.025	4.477	88.32	13:46:59.859
9 -	1:34.532	2.984	89.72	13:48:34.391
10 -	1:33.598	2.050	90.61	13:50:07.989
11 -	1:33.551	2.003	90.66	13:51:41.540
12 -	1:33.698	2.150	90.52	13:53:15.238
13 -	1:34.122	2.574	90.11	13:54:49.360
14 -	1:33.390	1.842	90.81	13:56:22.750

P10 108 Neil STURGESS

LAP	LAP TIME	DIFF	MPH	TIME OF DAY
1 -	1:42.487	10.034	82.75	13:36:10.740
2 -	1:36.171	3.718	88.19	13:37:46.911
3 -	1:37.127	4.674	87.32	13:39:24.038
4 -	1:36.370	3.917	88.01	13:41:00.408
5 -	1:35.182	2.729	89.10	13:42:35.590
6 -	1:33.852	1.399	90.37	13:44:09.442
7 -	1:34.246	1.793	89.99	13:45:43.688
8 -	1:34.474	2.021	89.77	13:47:18.162
9 -	1:34.770	2.317	89.49	13:48:52.932
10 -	1:33.696	1.243	90.52	13:50:26.628
11 -	1:33.279	0.826	90.92	13:51:59.907
12 -	1:32.773 (2)	0.320	91.42	13:53:32.680
13 -	1:32.787 (3)	0.334	91.40	13:55:05.467
14 -	1:32.453 (1)		91.73	13:56:37.920

P11 151 Robert WINROW

LAP	LAP TIME	DIFF	MPH	TIME OF DAY
1 -	1:44.134	10.720	81.44	13:36:12.387
2 -	1:35.176	1.762	89.11	13:37:47.563
3 -	1:37.271	3.857	87.19	13:39:24.834
4 -	1:36.094	2.680	88.26	13:41:00.928
5 -	1:35.284	1.870	89.01	13:42:36.212
6 -	1:33.913 (2)	0.499	90.31	13:44:10.125
7 -	1:34.433	1.019	89.81	13:45:44.558
8 -	1:34.332	0.918	89.91	13:47:18.890
9 -	1:34.584	1.170	89.67	13:48:53.474
10 -	1:34.142	0.728	90.09	13:50:27.616
11 -	1:33.414 (1)		90.79	13:52:01.030
12 -	1:34.020 (3)	0.606	90.21	13:53:35.050

DIFF = Difference To Personal Best Lap

13 -	1:35.035	1.621	89.24	13:55:10.085
14 -	1:37.933	4.519	86.60	13:56:48.018

P12 182 Matthew WILLOUGHBY

LAP	LAP TIME	DIFF	MPH	TIME OF DAY
1 -	1:45.304	8.036	80.54	13:36:13.557
2 -	1:37.775	0.507	86.74	13:37:51.332
3 -	1:37.681	0.413	86.82	13:39:29.013
4 -	1:38.202	0.934	86.36	13:41:07.215
5 -	1:37.268 (1)		87.19	13:42:44.483
6 -	1:38.279	1.011	86.30	13:44:22.762
7 -	1:38.280	1.012	86.30	13:46:01.042
8 -	1:38.015	0.747	86.53	13:47:39.057
9 -	1:38.471	1.203	86.13	13:49:17.528
10 -	1:37.524 (3)	0.256	86.96	13:50:55.052
11 -	1:38.910	1.642	85.75	13:52:33.962
12 -	1:37.411 (2)	0.143	87.07	13:54:11.373
13 -	1:41.431	4.163	83.61	13:55:52.804

P13 172 Robin WEBB

LAP	LAP TIME	DIFF	MPH	TIME OF DAY
1 -	1:45.054	8.202	80.73	13:36:13.307
2 -	1:37.536 (3)	0.684	86.95	13:37:50.843
3 -	1:38.764	1.912	85.87	13:39:29.607
4 -	1:37.391 (2)	0.539	87.08	13:41:06.998
5 -	1:37.988	1.136	86.55	13:42:44.986
6 -	1:37.600	0.748	86.90	13:44:22.586
7 -	1:39.050	2.198	85.62	13:46:01.636
8 -	1:38.383	1.531	86.21	13:47:40.019
9 -	1:36.852 (1)		87.57	13:49:16.871
10 -	1:38.826	1.974	85.82	13:50:55.697
11 -	1:37.921	1.069	86.61	13:52:33.618
12 -	1:38.147	1.295	86.41	13:54:11.765
13 -	1:41.447	4.595	83.60	13:55:53.212

P14 194 Peter TATTERSALL

LAP	LAP TIME	DIFF	MPH	TIME OF DAY
1 -	1:46.927	8.815	79.32	13:36:15.180
2 -	1:38.694	0.582	85.93	13:37:53.874
3 -	1:38.112 (1)		86.44	13:39:31.986
4 -	1:38.553	0.441	86.06	13:41:10.539
5 -	1:38.160 (2)	0.048	86.40	13:42:48.699
6 -	1:41.478	3.366	83.58	13:44:30.177
7 -	1:40.049	1.937	84.77	13:46:10.226
8 -	1:41.904	3.792	83.23	13:47:52.130
9 -	1:43.524	5.412	81.92	13:49:35.654
10 -	1:39.640	1.528	85.12	13:51:15.294
11 -	1:40.082	1.970	84.74	13:52:55.376
12 -	1:41.336	3.224	83.69	13:54:36.712
13 -	1:38.486 (3)	0.374	86.11	13:56:15.198

P15 178 Iain KINGHORN

LAP	LAP TIME	DIFF	MPH	TIME OF DAY
1 -	1:47.314	8.027	79.03	13:36:15.567
2 -	1:39.363 (3)	0.076	85.35	13:37:54.930
3 -	1:40.052	0.765	84.77	13:39:34.982
4 -	1:41.517	2.230	83.54	13:41:16.499
5 -	1:39.467	0.180	85.27	13:42:55.966
6 -	1:40.183	0.896	84.66	13:44:36.149
7 -	1:39.287 (1)		85.42	13:46:15.436
8 -	1:39.419	0.132	85.31	13:47:54.855

Weather / Track : Sunny / Dry

Thruxton

Circuit Length = 2.3560 miles

Start: 13:34 Flag 13:55 End: 13:57

Caterham Graduates Championship - Mega / Sigma / Classic

RACE 2 - LAP ANALYSIS

DIFF = Difference To Personal Best Lap

9 -	1:39.329 (2)	0.042	85.38	13:49:34.184
10 -	1:40.368	1.081	84.50	13:51:14.552
11 -	1:41.063	1.776	83.92	13:52:55.615
12 -	1:40.322	1.035	84.54	13:54:35.937
13 -	1:39.423	0.136	85.30	13:56:15.360

P16 186 Darren GRAINGER

LAP	LAP TIME	DIFF	MPH	TIME OF DAY
1 -	1:47.903	9.242	78.60	13:36:16.156
2 -	1:39.153 (2)	0.492	85.54	13:37:55.309
3 -	1:40.250	1.589	84.60	13:39:35.559
4 -	1:41.286	2.625	83.73	13:41:16.845
5 -	1:40.116	1.455	84.71	13:42:56.961
6 -	1:39.796	1.135	84.98	13:44:36.757
7 -	1:39.585 (3)	0.924	85.16	13:46:16.342
8 -	1:39.852	1.191	84.94	13:47:56.194
9 -	1:39.878	1.217	84.91	13:49:36.072
10 -	1:40.134	1.473	84.70	13:51:16.206
11 -	1:40.391	1.730	84.48	13:52:56.597
12 -	1:40.529	1.868	84.36	13:54:37.126
13 -	1:38.661 (1)		85.96	13:56:15.787

P17 176 Mark CARTER

LAP	LAP TIME	DIFF	MPH	TIME OF DAY
1 -	1:45.944	7.754	80.05	13:36:14.197
2 -	1:38.190 (1)		86.37	13:37:52.387
3 -	1:39.232	1.042	85.47	13:39:31.619
4 -	1:39.236	1.046	85.46	13:41:10.855
5 -	1:38.623 (3)	0.433	86.00	13:42:49.478
6 -	1:40.626	2.436	84.28	13:44:30.104
7 -	1:40.361	2.171	84.51	13:46:10.465
8 -	1:42.105	3.915	83.06	13:47:52.570
9 -	1:41.192	3.002	83.81	13:49:33.762
10 -	1:41.015	2.825	83.96	13:51:14.777
11 -	1:41.140	2.950	83.86	13:52:55.917
12 -	1:41.718	3.528	83.38	13:54:37.635
13 -	1:38.402 (2)	0.212	86.19	13:56:16.037

P18 177 Trevor HARBUR

LAP	LAP TIME	DIFF	MPH	TIME OF DAY
1 -	1:46.336	8.561	79.76	13:36:14.589
2 -	1:40.150	2.375	84.68	13:37:54.739
3 -	1:37.775 (1)		86.74	13:39:32.514
4 -	1:38.718	0.943	85.91	13:41:11.232
5 -	1:38.670 (3)	0.895	85.95	13:42:49.902
6 -	1:39.868	2.093	84.92	13:44:29.770
7 -	1:41.020	3.245	83.95	13:46:10.790
8 -	1:42.221	4.446	82.97	13:47:53.011
9 -	1:42.455	4.680	82.78	13:49:35.466
10 -	1:40.458	2.683	84.42	13:51:15.924
11 -	1:40.337	2.562	84.53	13:52:56.261
12 -	1:41.653	3.878	83.43	13:54:37.914
13 -	1:38.410 (2)	0.635	86.18	13:56:16.324

P19 181 Andrew COOPER

LAP	LAP TIME	DIFF	MPH	TIME OF DAY
1 -	1:51.083	9.022	76.35	13:36:19.336
2 -	1:43.189	1.128	82.19	13:38:02.525
3 -	1:43.883	1.822	81.64	13:39:46.408
4 -	1:44.042	1.981	81.52	13:41:30.450
5 -	1:44.743	2.682	80.97	13:43:15.193

DIFF = Difference To Personal Best Lap

6 -	1:44.560	2.499	81.11	13:44:59.753
7 -	1:44.918	2.857	80.84	13:46:44.671
8 -	1:43.290	1.229	82.11	13:48:27.961
9 -	1:42.061 (1)		83.10	13:50:10.022
10 -	1:42.108 (2)	0.047	83.06	13:51:52.130
11 -	1:43.015	0.954	82.33	13:53:35.145
12 -	1:43.818	1.757	81.69	13:55:18.963
13 -	1:42.976 (3)	0.915	82.36	13:57:01.939

P20 179 Michael SEGAL

LAP	LAP TIME	DIFF	MPH	TIME OF DAY
1 -	1:51.806	6.395	75.85	13:36:20.059
2 -	1:45.411 (1)		80.46	13:38:05.470
3 -	1:47.650 (2)	2.239	78.78	13:39:53.120
4 -	1:49.892	4.481	77.18	13:41:43.012
5 -	1:51.471	6.060	76.08	13:43:34.483
6 -	1:48.937	3.526	77.85	13:45:23.420
7 -	1:50.578	5.167	76.70	13:47:13.998
8 -	1:48.656	3.245	78.05	13:49:02.654
9 -	1:49.236	3.825	77.64	13:50:51.890
10 -	1:50.184	4.773	76.97	13:52:42.074
11 -	1:47.663 (3)	2.252	78.77	13:54:29.737
12 -	1:48.896	3.485	77.88	13:56:18.633

P21 174 Marc NOARO

LAP	LAP TIME	DIFF	MPH	TIME OF DAY
1 -	1:48.727	12.309	78.00	13:36:16.980
2 -	1:36.418 (1)		87.96	13:37:53.398
3 -	1:37.906 (2)	1.488	86.63	13:39:31.304
4 -	1:38.797 (3)	2.379	85.84	13:41:10.101
5 -	1:39.121	2.703	85.56	13:42:49.222
6 -	2:22.538 P	46.120	59.50	13:45:11.760

Weather / Track : Sunny / Dry

Thruxton

Circuit Length = 2.3560 miles

Start: 13:34 Flag 13:55 End: 13:57

Caterham Graduates Championship - Mega / Sigma / Classic

RACE 12 - CLASSIFICATION

POS	NO	CL	PIC	NAME	ENTRY	LAPS	TIME	GAP	DIFF	MPH	BEST	ON
1	122	Mega	1	Simon GRIFFITHS	Caterham 7 Mega	17	25:24.448			94.58	1:28.327	10
2	101	Mega	2	Declan DOLAN	Caterham 7 Mega	17	25:27.363	2.915	2.915	94.40	1:27.910	15
3	121	Mega	3	Ben WINROW	Caterham 7 Mega	17	25:31.994	7.546	4.631	94.11	1:28.324	12
4	159	Sig	1	Peter MULLINEUX	Caterham 7 Sigma	17	25:39.099	14.651	7.105	93.68	1:29.251	5
5	117	Mega	4	Kevin BARRETT	Caterham 7 Mega	17	25:39.290	14.842	0.191	93.67	1:28.982	12
6	114	Mega	5	Andy SKINNER	Caterham 7 Mega	17	25:39.353	14.905	0.063	93.66	1:28.768	5
7	111	Mega	6	Toby BRIANT	Caterham 7 Mega	17	26:03.091	38.643	23.738	92.24	1:30.466	6
8	108	Mega	7	Neil STURGESS	Caterham 7 Mega	17	26:03.430	38.982	0.339	92.22	1:30.057	13
9	106	Mega	8	Mark JONES	Caterham 7 Mega	17	26:03.590	39.142	0.160	92.21	1:30.324	2
10	136	Mega	9	Colin LOUGHLIN	Caterham 7 Mega	17	26:13.654	49.206	10.064	91.62	1:30.323	3
11	143	Sig	2	David MORRIS	Caterham 7 Sigma	17	26:14.727	50.279	1.073	91.56	1:30.762	3
12	172	C	1	Robin WEBB	Caterham 7 Classic	16	26:09.572	1 Lap	1 Lap	86.46	1:35.814	12
13	182	C	2	Matthew WILLOUGHBY	Caterham 7 Classic	16	26:09.629	1 Lap	0.057	86.45	1:35.923	13
14	178	C	3	Iain KINGHORN	Caterham 7 Classic	16	26:28.119	1 Lap	18.490	85.45	1:37.506	12
15	174	C	4	Marc NOARO	Caterham 7 Classic	16	26:28.242	1 Lap	0.123	85.44	1:37.300	11
16	194	C	5	Peter TATTERSALL	Caterham 7 Classic	16	26:41.342	1 Lap	13.100	84.74	1:37.505	2
17	177	C	6	Trevor HARBER	Caterham 7 Classic	16	26:51.828	1 Lap	10.486	84.19	1:37.507	2
18	176	C	7	Mark CARTER	Caterham 7 Classic	16	26:52.331	1 Lap	0.503	84.16	1:37.799	2
19	186	C	8	Darren GRAINGER	Caterham 7 Classic	15	25:40.440	2 Laps	1 Lap	82.58	1:38.124	2
20	181	C	9	Andrew COOPER	Caterham 7 Classic	15	26:02.942	2 Laps	22.502	81.40	1:41.198	3
21	179	C	10	Michael SEGAL	Caterham 7 Classic	15	26:50.922	2 Laps	47.980	78.97	1:44.560	15

NOT CLASSIFIED

DNF	151	Sig		Robert WINROW	Caterham 7 Sigma	1	2:13.698	16 Laps	14 Laps	63.43		
-----	-----	-----	--	---------------	------------------	---	----------	---------	---------	-------	--	--

FASTEST LAP

101	Mega	Declan DOLAN	Caterham 7 Mega	15	1:27.910	96.48 mph	155.27 kph
159	Sig	Peter MULLINEUX	Caterham 7 Sigma	5	1:29.251	95.03 mph	152.93 kph
172	C	Robin WEBB	Caterham 7 Classic	12	1:35.814	88.52 mph	142.46 kph

Weather / Track : Sunny / Dry

These results are provisional until the conclusion of any judicial and technical matters.

Thruxton

Circuit Length = 2.3560 miles

Start: 11:56 Flag 12:21 End: 12:23

Clerk Of Course :	Timekeeper :
-------------------	--------------

Caterham Graduates Championship - Mega / Sigma / Classic

RACE 12 - LAP CHART

LAP 1 @ 11:58:02.636			LAP 2 @ 11:59:31.946			LAP 3 @ 12:01:01.770			LAP 4 @ 12:02:31.915			LAP 5 @ 12:04:01.143		
NO	BEHIND	LAP TIME	NO	BEHIND	LAP TIME	NO	BEHIND	LAP TIME	NO	BEHIND	LAP TIME	NO	BEHIND	LAP TIME
122		1:34.996	122		1:29.310	121		1:29.223	122		1:29.409	121		1:29.019
101	0.485	1:35.481	121	0.601	1:29.184	117	0.451	1:29.347	121	0.209	1:30.354	122	0.169	1:29.397
121	0.727	1:35.723	117	0.928	1:29.143	122	0.736	1:30.560	117	0.821	1:30.515	117	0.794	1:29.201
117	1.095	1:36.091	114	1.698	1:29.130	101	2.127	1:30.023	101	1.179	1:29.197	101	1.122	1:29.171
114	1.878	1:36.874	101	1.928	1:30.753	114	2.914	1:31.040	114	2.918	1:30.149	114	2.458	1:28.768
159	2.552	1:37.548	159	3.598	1:30.356	159	3.666	1:29.892	159	3.541	1:30.020	159	3.564	1:29.251
136	3.450	1:38.446	106	5.087	1:30.324	136	5.894	1:30.323	136	7.108	1:31.359	106	9.291	1:31.077
106	4.073	1:39.069	136	5.395	1:31.255	106	6.601	1:31.338	106	7.442	1:30.986	136	9.537	1:31.657
143	4.326	1:39.322	143	6.239	1:31.223	143	7.177	1:30.762	143	9.073	1:32.041	143	12.296	1:32.451
108	6.599	1:41.595	108	9.985	1:32.696	111	12.334	1:31.730	111	13.876	1:31.687	111	15.249	1:30.601
182	7.570	1:42.566	111	10.428	1:31.922	108	13.286	1:33.125	108	15.468	1:32.327	108	17.403	1:31.163
111	7.816	1:42.812	182	15.627	1:37.367	182	22.803	1:37.000	172	30.328	1:36.299	172	39.172	1:38.072
172	10.063	1:45.059	172	17.817	1:37.064	172	24.174	1:36.181	182	30.745	1:38.087	182	39.223	1:37.706
174	10.226	1:45.222	174	18.575	1:37.659	194	27.592	1:38.514	194	37.624	1:40.177	174	49.458	1:40.359
194	10.707	1:45.703	194	18.902	1:37.505	174	27.950	1:39.199	176	38.160	1:39.864	194	49.591	1:41.195
176	11.850	1:46.846	176	20.339	1:37.799	176	28.441	1:37.926	174	38.327	1:40.522	178	50.625	1:40.589
177	12.360	1:47.356	177	20.557	1:37.507	177	28.839	1:38.106	177	38.940	1:40.246	176	51.362	1:42.430
178	12.837	1:47.833	178	21.693	1:38.166	178	30.329	1:38.460	178	39.264	1:39.080	177	51.549	1:41.837
186	13.254	1:48.250	186	22.068	1:38.124	186	30.584	1:38.340	186	39.614	1:39.175	186	52.047	1:41.661
181	16.474	1:51.470	181	29.363	1:42.199	181	40.737	1:41.198	181	52.946	1:42.354	181	1:06.580	1:42.862
179	18.862	1:53.858	179	34.760	1:45.208	179	51.114	1:46.178	179	1:08.475	1:47.506	179	1:26.938	1:47.691
151	38.702	2:13.698 P												

Weather / Track : Sunny / Dry

Thruxton

Circuit Length = 2.3560 miles

Start: 11:56 Flag 12:21 End: 12:23

Caterham Graduates Championship - Mega / Sigma / Classic

RACE 12 - LAP CHART

LAP 6 @ 12:05:31.259			LAP 7 @ 12:07:01.120			LAP 8 @ 12:08:29.807			LAP 9 @ 12:10:00.596			LAP 10 @ 12:11:28.923		
NO	BEHIND	LAP TIME	NO	BEHIND	LAP TIME	NO	BEHIND	LAP TIME	NO	BEHIND	LAP TIME	NO	BEHIND	LAP TIME
101		1:28.994	122		1:29.616	122		1:28.687	122		1:30.789	122		1:28.327
122	0.245	1:30.192	101	1.419	1:31.280	121	3.064	1:29.924	121	2.150	1:29.875	194	1 Lap	1:39.396
117	1.275	1:30.597	117	1.605	1:30.191	181	1 Lap	1:42.730	101	2.716	1:29.125	101	3.447	1:29.058
121	1.393	1:31.509	121	1.827	1:30.295	117	4.027	1:31.109	117	4.037	1:30.799	121	4.899	1:31.076
114	1.983	1:29.641	114	1.850	1:29.728	101	4.380	1:31.648	176	1 Lap	1:55.138	117	5.297	1:29.587
159	3.386	1:29.938	159	3.867	1:30.342	114	4.548	1:31.385	114	4.790	1:31.031	114	6.418	1:29.955
136	10.955	1:31.534	136	12.821	1:31.727	159	4.810	1:29.630	159	5.377	1:31.356	159	6.808	1:29.758
106	11.951	1:32.776	106	13.655	1:31.565	106	15.914	1:30.946	186	1 Lap	1:55.867	177	1 Lap	1:39.214
143	15.437	1:33.257	111	17.806	1:32.068	136	16.017	1:31.883	106	17.157	1:32.032	176	1 Lap	1:39.894
111	15.599	1:30.466	179	1 Lap	1:51.370	111	20.236	1:31.117	136	17.807	1:32.579	106	19.400	1:30.570
108	18.705	1:31.418	143	18.534	1:32.958	143	21.765	1:31.918	111	21.091	1:31.644	186	1 Lap	1:42.412
172	47.657	1:38.601	108	20.212	1:31.368	108	23.368	1:31.843	108	22.888	1:30.309	111	23.938	1:31.174
182	47.707	1:38.600	172	57.097	1:39.301	179	1 Lap	1:48.397	143	23.758	1:32.782	108	24.639	1:30.078
174	58.705	1:39.363	182	57.179	1:39.333	182	1:07.020	1:38.528	181	1 Lap	1:53.483	143	26.911	1:31.480
178	59.510	1:39.001	174	1:07.279	1:38.435	172	1:07.775	1:39.365	179	1 Lap	1:46.719	136	32.756	1:43.276
176	1:00.013	1:38.767	178	1:08.486	1:38.837	174	1:17.609	1:39.017	172	1:13.539	1:36.553	181	1 Lap	1:43.524
194	1:00.693	1:41.218	176	1:08.916	1:38.764	178	1:19.417	1:39.618	182	1:13.783	1:37.552	179	1 Lap	1:46.493
177	1:00.945	1:39.512	194	1:10.629	1:39.797	194	1:21.577	1:39.635	174	1:26.375	1:39.555	172	1:24.182	1:38.970
186	1:01.311	1:39.380	177	1:11.166	1:40.082	177	1:29.454	1:46.975	178	1:26.789	1:38.161	182	1:24.443	1:38.987
181	1:19.114	1:42.650	186	1:11.429	1:39.979									

Weather / Track : Sunny / Dry

Thruxton

Circuit Length = 2.3560 miles

Start: 11:56 Flag 12:21 End: 12:23

Caterham Graduates Championship - Mega / Sigma / Classic

RACE 12 - LAP CHART

LAP 11 @ 12:12:57.724			LAP 12 @ 12:14:27.569			LAP 13 @ 12:15:56.687			LAP 14 @ 12:17:25.581			LAP 15 @ 12:18:54.330		
NO	BEHIND	LAP TIME	NO	BEHIND	LAP TIME	NO	BEHIND	LAP TIME	NO	BEHIND	LAP TIME	NO	BEHIND	LAP TIME
122		1:28.801	122		1:29.845	122		1:29.118	122		1:28.894	122		1:28.749
101	3.693	1:29.047	179	2 Laps	1:46.701	101	2.632	1:28.904	101	1.819	1:28.081	101	0.980	1:27.910
121	4.845	1:28.747	101	2.846	1:28.998	121	3.523	1:29.317	121	3.252	1:28.623	121	3.810	1:29.307
117	6.465	1:29.969	172	1 Lap	1:37.621	114	8.018	1:30.863	114	9.327	1:30.203	181	2 Laps	1:42.840
174	1 Lap	1:37.327	121	3.324	1:28.324	117	8.182	1:31.698	117	9.639	1:30.351	114	10.334	1:29.756
114	6.929	1:29.312	182	1 Lap	1:37.708	159	8.699	1:30.717	159	9.935	1:30.130	117	10.777	1:29.887
159	7.392	1:29.385	117	5.602	1:28.982	172	1 Lap	1:35.814	172	1 Lap	1:36.728	159	11.265	1:30.079
178	1 Lap	1:38.851	114	6.273	1:29.189	182	1 Lap	1:36.651	182	1 Lap	1:35.923	182	1 Lap	1:37.478
194	1 Lap	1:38.019	159	7.100	1:29.553	179	2 Laps	1:49.949	108	30.652	1:30.256	172	1 Lap	1:38.119
177	1 Lap	1:39.691	174	1 Lap	1:37.300	174	1 Lap	1:38.499	106	31.374	1:32.228	108	33.325	1:31.422
106	22.061	1:31.462	178	1 Lap	1:37.680	178	1 Lap	1:37.506	111	31.608	1:31.028	111	33.579	1:30.720
108	26.814	1:30.976	194	1 Lap	1:39.077	106	28.040	1:31.141	174	1 Lap	1:38.524	106	33.737	1:31.112
176	1 Lap	1:39.657	106	26.017	1:33.801	108	29.290	1:30.057	178	1 Lap	1:37.877	143	41.869	1:32.169
111	27.177	1:32.040	111	27.966	1:30.634	111	29.474	1:30.626	179	2 Laps	1:45.684	174	1 Lap	1:38.496
143	29.938	1:31.828	108	28.351	1:31.382	194	1 Lap	1:40.043	143	38.449	1:31.880	178	1 Lap	1:38.252
186	1 Lap	1:42.852	177	1 Lap	1:40.882	143	35.463	1:32.129	194	1 Lap	1:38.949	136	43.889	1:30.956
136	36.981	1:33.026	143	32.452	1:32.359	136	39.434	1:30.334	136	41.682	1:31.142	194	1 Lap	1:40.659
181	1 Lap	1:42.947	176	1 Lap	1:38.050	177	1 Lap	1:39.269	177	1 Lap	1:39.778	179	2 Laps	1:45.486
			136	38.218	1:31.082	176	1 Lap	1:38.917	176	1 Lap	1:40.146	177	1 Lap	1:40.383
			186	1 Lap	1:41.056	186	1 Lap	1:43.868	186	1 Lap	1:43.585	176	1 Lap	1:39.676
			181	1 Lap	1:43.332	181	1 Lap	1:44.400						

Weather / Track : Sunny / Dry

Thruxton
 Circuit Length = 2.3560 miles
 Start: 11:56 Flag 12:21 End: 12:23

Caterham Graduates Championship - Mega / Sigma / Classic

RACE 12 - LAP CHART

LAP 16 @ 12:20:22.812			LAP 17 @ 12:21:52.088		
NO	BEHIND	LAP TIME	NO	BEHIND	LAP TIME
122		1:28.482	122		1:29.276
101	1.947	1:29.449	101	2.915	1:30.244
186	2 Laps	1:43.054	121	7.546	1:31.696
121	5.126	1:29.798	159	14.651	1:30.483
114	12.529	1:30.677	117	14.842	1:31.218
117	12.900	1:30.605	114	14.905	1:31.652
159	13.444	1:30.661	186	2 Laps	1:42.837
181	2 Laps	1:42.482	181	2 Laps	1:44.471
108	36.286	1:31.443	111	38.643	1:31.384
172	1 Lap	1:37.940	108	38.982	1:31.972
111	36.535	1:31.438	106	39.142	1:31.115
106	37.303	1:32.048	172	1 Lap	1:37.885
182	1 Lap	1:39.006	182	1 Lap	1:37.137
143	46.602	1:33.215	136	49.206	1:31.313
136	47.169	1:31.762	143	50.279	1:32.953
174	1 Lap	1:38.306	178	1 Lap	1:39.706
178	1 Lap	1:38.502	174	1 Lap	1:40.459
194	1 Lap	1:40.688	194	1 Lap	1:40.767
179	2 Laps	1:45.122	179	2 Laps	1:44.560
177	1 Lap	1:39.731	177	1 Lap	1:41.259
176	1 Lap	1:39.206	176	1 Lap	1:39.251

Weather / Track : Sunny / Dry

Results can be found at www.tsl-timing.com

Page 4 of 4

Thruxton
Circuit Length = 2.3560 miles
Start: 11:56 Flag 12:21 End: 12:23

Printed - 12:25 Sunday, 08 July 2018

Caterham Graduates Championship - Mega / Sigma / Classic

RACE 12 - LAP ANALYSIS

DIFF = Difference To Personal Best Lap

P1 122 Simon GRIFFITHS				
LAP	LAP TIME	DIFF	MPH	TIME OF DAY
1 -	1:34.996	6.669	89.28	11:58:02.636
2 -	1:29.310	0.983	94.96	11:59:31.946
3 -	1:30.560	2.233	93.65	12:01:02.506
4 -	1:29.409	1.082	94.86	12:02:31.915
5 -	1:29.397	1.070	94.87	12:04:01.312
6 -	1:30.192	1.865	94.03	12:05:31.504
7 -	1:29.616	1.289	94.64	12:07:01.120
8 -	1:28.687 (3)	0.360	95.63	12:08:29.807
9 -	1:30.789	2.462	93.42	12:10:00.596
10 -	1:28.327 (1)		96.02	12:11:28.923
11 -	1:28.801	0.474	95.51	12:12:57.724
12 -	1:29.845	1.518	94.40	12:14:27.569
13 -	1:29.118	0.791	95.17	12:15:56.687
14 -	1:28.894	0.567	95.41	12:17:25.581
15 -	1:28.749	0.422	95.56	12:18:54.330
16 -	1:28.482 (2)	0.155	95.85	12:20:22.812
17 -	1:29.276	0.949	95.00	12:21:52.088

P2 101 Declan DOLAN				
LAP	LAP TIME	DIFF	MPH	TIME OF DAY
1 -	1:35.481	7.571	88.82	11:58:03.121
2 -	1:30.753	2.843	93.45	11:59:33.874
3 -	1:30.023	2.113	94.21	12:01:03.897
4 -	1:29.197	1.287	95.08	12:02:33.094
5 -	1:29.171	1.261	95.11	12:04:02.265
6 -	1:28.994	1.084	95.30	12:05:31.259
7 -	1:31.280	3.370	92.91	12:07:02.539
8 -	1:31.648	3.738	92.54	12:08:34.187
9 -	1:29.125	1.215	95.16	12:10:03.312
10 -	1:29.058	1.148	95.23	12:11:32.370
11 -	1:29.047	1.137	95.24	12:13:01.417
12 -	1:28.998	1.088	95.30	12:14:30.415
13 -	1:28.904 (3)	0.994	95.40	12:15:59.319
14 -	1:28.081 (2)	0.171	96.29	12:17:27.400
15 -	1:27.910 (1)		96.48	12:18:55.310
16 -	1:29.449	1.539	94.82	12:20:24.759
17 -	1:30.244	2.334	93.98	12:21:55.003

P3 121 Ben WINROW				
LAP	LAP TIME	DIFF	MPH	TIME OF DAY
1 -	1:35.723	7.399	88.60	11:58:03.363
2 -	1:29.184	0.860	95.10	11:59:32.547
3 -	1:29.223	0.899	95.06	12:01:01.770
4 -	1:30.354	2.030	93.87	12:02:32.124
5 -	1:29.019	0.695	95.27	12:04:01.143
6 -	1:31.509	3.185	92.68	12:05:32.652
7 -	1:30.295	1.971	93.93	12:07:02.947
8 -	1:29.924	1.600	94.31	12:08:32.871
9 -	1:29.875	1.551	94.37	12:10:02.746
10 -	1:31.076	2.752	93.12	12:11:33.822
11 -	1:28.747 (3)	0.423	95.57	12:13:02.569
12 -	1:28.324 (1)		96.02	12:14:30.893
13 -	1:29.317	0.993	94.96	12:16:00.210
14 -	1:28.623 (2)	0.299	95.70	12:17:28.833
15 -	1:29.307	0.983	94.97	12:18:58.140
16 -	1:29.798	1.474	94.45	12:20:27.938
17 -	1:31.696	3.372	92.49	12:21:59.634

DIFF = Difference To Personal Best Lap

P4 159 Peter MULLINEUX				
LAP	LAP TIME	DIFF	MPH	TIME OF DAY
1 -	1:37.548	8.297	86.94	11:58:05.188
2 -	1:30.356	1.105	93.86	11:59:35.544
3 -	1:29.892	0.641	94.35	12:01:05.436
4 -	1:30.020	0.769	94.21	12:02:35.456
5 -	1:29.251 (1)		95.03	12:04:04.707
6 -	1:29.938	0.687	94.30	12:05:34.645
7 -	1:30.342	1.091	93.88	12:07:04.987
8 -	1:29.630	0.379	94.62	12:08:34.617
9 -	1:31.356	2.105	92.84	12:10:05.973
10 -	1:29.758	0.507	94.49	12:11:35.731
11 -	1:29.385 (2)	0.134	94.88	12:13:05.116
12 -	1:29.553 (3)	0.302	94.71	12:14:34.669
13 -	1:30.717	1.466	93.49	12:16:05.386
14 -	1:30.130	0.879	94.10	12:17:35.516
15 -	1:30.079	0.828	94.15	12:19:05.595
16 -	1:30.661	1.410	93.55	12:20:36.256
17 -	1:30.483	1.232	93.73	12:22:06.739

P5 117 Kevin BARRETT				
LAP	LAP TIME	DIFF	MPH	TIME OF DAY
1 -	1:36.091	7.109	88.26	11:58:03.731
2 -	1:29.143 (2)	0.161	95.14	11:59:32.874
3 -	1:29.347	0.365	94.92	12:01:02.221
4 -	1:30.515	1.533	93.70	12:02:32.736
5 -	1:29.201 (3)	0.219	95.08	12:04:01.937
6 -	1:30.597	1.615	93.61	12:05:32.534
7 -	1:30.191	1.209	94.04	12:07:02.725
8 -	1:31.109	2.127	93.09	12:08:33.834
9 -	1:30.799	1.817	93.41	12:10:04.633
10 -	1:29.587	0.605	94.67	12:11:34.220
11 -	1:29.969	0.987	94.27	12:13:04.189
12 -	1:28.982 (1)		95.31	12:14:33.171
13 -	1:31.698	2.716	92.49	12:16:04.869
14 -	1:30.351	1.369	93.87	12:17:35.220
15 -	1:29.887	0.905	94.35	12:19:05.107
16 -	1:30.605	1.623	93.61	12:20:35.712
17 -	1:31.218	2.236	92.98	12:22:06.930

P6 114 Andy SKINNER				
LAP	LAP TIME	DIFF	MPH	TIME OF DAY
1 -	1:36.874	8.106	87.55	11:58:04.514
2 -	1:29.130 (2)	0.362	95.16	11:59:33.644
3 -	1:31.040	2.272	93.16	12:01:04.684
4 -	1:30.149	1.381	94.08	12:02:34.833
5 -	1:28.768 (1)		95.54	12:04:03.601
6 -	1:29.641	0.873	94.61	12:05:33.242
7 -	1:29.728	0.960	94.52	12:07:02.970
8 -	1:31.385	2.617	92.81	12:08:34.355
9 -	1:31.031	2.263	93.17	12:10:05.386
10 -	1:29.955	1.187	94.28	12:11:35.341
11 -	1:29.312	0.544	94.96	12:13:04.653
12 -	1:29.189 (3)	0.421	95.09	12:14:33.842
13 -	1:30.863	2.095	93.34	12:16:04.705
14 -	1:30.203	1.435	94.02	12:17:34.908
15 -	1:29.756	0.988	94.49	12:19:04.664
16 -	1:30.677	1.909	93.53	12:20:35.341
17 -	1:31.652	2.884	92.54	12:22:06.993

Weather / Track : Sunny / Dry

Thrupton
Circuit Length = 2.3560 miles
Start: 11:56 Flag 12:21 End: 12:23

Caterham Graduates Championship - Mega / Sigma / Classic

RACE 12 - LAP ANALYSIS

DIFF = Difference To Personal Best Lap

P7 111 Toby BRIANT				
LAP	LAP TIME	DIFF	MPH	TIME OF DAY
1 -	1:42.812	12.346	82.49	11:58:10.452
2 -	1:31.922	1.456	92.26	11:59:42.374
3 -	1:31.730	1.264	92.46	12:01:14.104
4 -	1:31.687	1.221	92.50	12:02:45.791
5 -	1:30.601 (2)	0.135	93.61	12:04:16.392
6 -	1:30.466 (1)		93.75	12:05:46.858
7 -	1:32.068	1.602	92.12	12:07:18.926
8 -	1:31.117	0.651	93.08	12:08:50.043
9 -	1:31.644	1.178	92.54	12:10:21.687
10 -	1:31.174	0.708	93.02	12:11:52.861
11 -	1:32.040	1.574	92.15	12:13:24.901
12 -	1:30.634	0.168	93.58	12:14:55.535
13 -	1:30.626 (3)	0.160	93.58	12:16:26.161
14 -	1:31.028	0.562	93.17	12:17:57.189
15 -	1:30.720	0.254	93.49	12:19:27.909
16 -	1:31.438	0.972	92.75	12:20:59.347
17 -	1:31.384	0.918	92.81	12:22:30.731

P8 108 Neil STURGESS				
LAP	LAP TIME	DIFF	MPH	TIME OF DAY
1 -	1:41.595	11.538	83.48	11:58:09.235
2 -	1:32.696	2.639	91.49	11:59:41.931
3 -	1:33.125	3.068	91.07	12:01:15.056
4 -	1:32.327	2.270	91.86	12:02:47.383
5 -	1:31.163	1.106	93.03	12:04:18.546
6 -	1:31.418	1.361	92.77	12:05:49.964
7 -	1:31.368	1.311	92.82	12:07:21.332
8 -	1:31.843	1.786	92.34	12:08:53.175
9 -	1:30.309	0.252	93.91	12:10:23.484
10 -	1:30.078 (2)	0.021	94.15	12:11:53.562
11 -	1:30.976	0.919	93.22	12:13:24.538
12 -	1:31.382	1.325	92.81	12:14:55.920
13 -	1:30.057 (1)		94.18	12:16:25.977
14 -	1:30.256 (3)	0.199	93.97	12:17:56.233
15 -	1:31.422	1.365	92.77	12:19:27.655
16 -	1:31.443	1.386	92.75	12:20:59.098
17 -	1:31.972	1.915	92.21	12:22:31.070

P9 106 Mark JONES				
LAP	LAP TIME	DIFF	MPH	TIME OF DAY
1 -	1:39.069	8.745	85.61	11:58:06.709
2 -	1:30.324 (1)		93.90	11:59:37.033
3 -	1:31.338	1.014	92.85	12:01:08.371
4 -	1:30.986	0.662	93.21	12:02:39.357
5 -	1:31.077	0.753	93.12	12:04:10.434
6 -	1:32.776	2.452	91.42	12:05:43.210
7 -	1:31.565	1.241	92.62	12:07:14.775
8 -	1:30.946 (3)	0.622	93.25	12:08:45.721
9 -	1:32.032	1.708	92.15	12:10:17.753
10 -	1:30.570 (2)	0.246	93.64	12:11:48.323
11 -	1:31.462	1.138	92.73	12:13:19.785
12 -	1:33.801	3.477	90.42	12:14:53.586
13 -	1:31.141	0.817	93.06	12:16:24.727
14 -	1:32.228	1.904	91.96	12:17:56.955
15 -	1:31.112	0.788	93.08	12:19:28.067
16 -	1:32.048	1.724	92.14	12:21:00.115
17 -	1:31.115	0.791	93.08	12:22:31.230

DIFF = Difference To Personal Best Lap

P10 136 Colin LOUGHLIN				
LAP	LAP TIME	DIFF	MPH	TIME OF DAY
1 -	1:38.446	8.123	86.15	11:58:06.086
2 -	1:31.255	0.932	92.94	11:59:37.341
3 -	1:30.323 (1)		93.90	12:01:07.664
4 -	1:31.359	1.036	92.83	12:02:39.023
5 -	1:31.657	1.334	92.53	12:04:10.680
6 -	1:31.534	1.211	92.66	12:05:42.214
7 -	1:31.727	1.404	92.46	12:07:13.941
8 -	1:31.883	1.560	92.30	12:08:45.824
9 -	1:32.579	2.256	91.61	12:10:18.403
10 -	1:43.276	12.953	82.12	12:12:01.679
11 -	1:33.026	2.703	91.17	12:13:34.705
12 -	1:31.082	0.759	93.12	12:15:05.787
13 -	1:30.334 (2)	0.011	93.89	12:16:36.121
14 -	1:31.142	0.819	93.05	12:18:07.263
15 -	1:30.956 (3)	0.633	93.24	12:19:38.219
16 -	1:31.762	1.439	92.43	12:21:09.981
17 -	1:31.313	0.990	92.88	12:22:41.294

P11 143 David MORRIS				
LAP	LAP TIME	DIFF	MPH	TIME OF DAY
1 -	1:39.322	8.560	85.39	11:58:06.962
2 -	1:31.223 (2)	0.461	92.97	11:59:38.185
3 -	1:30.762 (1)		93.44	12:01:08.947
4 -	1:32.041	1.279	92.15	12:02:40.988
5 -	1:32.451	1.689	91.74	12:04:13.439
6 -	1:33.257	2.495	90.94	12:05:46.696
7 -	1:32.958	2.196	91.24	12:07:19.654
8 -	1:31.918	1.156	92.27	12:08:51.572
9 -	1:32.782	2.020	91.41	12:10:24.354
10 -	1:31.480 (3)	0.718	92.71	12:11:55.834
11 -	1:31.828	1.066	92.36	12:13:27.662
12 -	1:32.359	1.597	91.83	12:15:00.021
13 -	1:32.129	1.367	92.06	12:16:32.150
14 -	1:31.880	1.118	92.31	12:18:04.030
15 -	1:32.169	1.407	92.02	12:19:36.199
16 -	1:33.215	2.453	90.98	12:21:09.414
17 -	1:32.953	2.191	91.24	12:22:42.367

P12 172 Robin WEBB				
LAP	LAP TIME	DIFF	MPH	TIME OF DAY
1 -	1:45.059	9.245	80.73	11:58:12.699
2 -	1:37.064	1.250	87.38	11:59:49.763
3 -	1:36.181 (2)	0.367	88.18	12:01:25.944
4 -	1:36.299 (3)	0.485	88.07	12:03:02.243
5 -	1:38.072	2.258	86.48	12:04:40.315
6 -	1:38.601	2.787	86.01	12:06:18.916
7 -	1:39.301	3.487	85.41	12:07:58.217
8 -	1:39.365	3.551	85.35	12:09:37.582
9 -	1:36.553	0.739	87.84	12:11:14.135
10 -	1:38.970	3.156	85.69	12:12:53.105
11 -	1:37.621	1.807	86.88	12:14:30.726
12 -	1:35.814 (1)		88.52	12:16:06.540
13 -	1:36.728	0.914	87.68	12:17:43.268
14 -	1:38.119	2.305	86.44	12:19:21.387
15 -	1:37.940	2.126	86.60	12:20:59.327
16 -	1:37.885	2.071	86.64	12:22:37.212

P13 182 Matthew WILLOUGHBY				
LAP	LAP TIME	DIFF	MPH	TIME OF DAY

Weather / Track : Sunny / Dry

Thruxton
Circuit Length = 2.3560 miles
Start: 11:56 Flag 12:21 End: 12:23

Caterham Graduates Championship - Mega / Sigma / Classic

RACE 12 - LAP ANALYSIS

DIFF = Difference To Personal Best Lap

1 -	1:42.566	6.643	82.69	11:58:10.206
2 -	1:37.367	1.444	87.10	11:59:47.573
3 -	1:37.000 (3)	1.077	87.43	12:01:24.573
4 -	1:38.087	2.164	86.47	12:03:02.660
5 -	1:37.706	1.783	86.80	12:04:40.366
6 -	1:38.600	2.677	86.02	12:06:18.966
7 -	1:39.333	3.410	85.38	12:07:58.299
8 -	1:38.528	2.605	86.08	12:09:36.827
9 -	1:37.552	1.629	86.94	12:11:14.379
10 -	1:38.987	3.064	85.68	12:12:53.366
11 -	1:37.708	1.785	86.80	12:14:31.074
12 -	1:36.651 (2)	0.728	87.75	12:16:07.725
13 -	1:35.923 (1)		88.42	12:17:43.648
14 -	1:37.478	1.555	87.01	12:19:21.126
15 -	1:39.006	3.083	85.66	12:21:00.132
16 -	1:37.137	1.214	87.31	12:22:37.269

P14 178 Iain KINGHORN

LAP	LAP TIME	DIFF	MPH	TIME OF DAY
1 -	1:47.833	10.327	78.65	11:58:15.473
2 -	1:38.166	0.660	86.40	11:59:53.639
3 -	1:38.460	0.954	86.14	12:01:32.099
4 -	1:39.080	1.574	85.60	12:03:11.179
5 -	1:40.589	3.083	84.31	12:04:51.768
6 -	1:39.001	1.495	85.67	12:06:30.769
7 -	1:38.837	1.331	85.81	12:08:09.606
8 -	1:39.618	2.112	85.14	12:09:49.224
9 -	1:38.161	0.655	86.40	12:11:27.385
10 -	1:38.851	1.345	85.80	12:13:06.236
11 -	1:37.680 (2)	0.174	86.83	12:14:43.916
12 -	1:37.506 (1)		86.98	12:16:21.422
13 -	1:37.877 (3)	0.371	86.65	12:17:59.299
14 -	1:38.252	0.746	86.32	12:19:37.551
15 -	1:38.502	0.996	86.10	12:21:16.053
16 -	1:39.706	2.200	85.06	12:22:55.759

P15 174 Marc NOARO

LAP	LAP TIME	DIFF	MPH	TIME OF DAY
1 -	1:45.222	7.922	80.60	11:58:12.862
2 -	1:37.659 (3)	0.359	86.84	11:59:50.521
3 -	1:39.199	1.899	85.50	12:01:29.720
4 -	1:40.522	3.222	84.37	12:03:10.242
5 -	1:40.359	3.059	84.51	12:04:50.601
6 -	1:39.363	2.063	85.35	12:06:29.964
7 -	1:38.435	1.135	86.16	12:08:08.399
8 -	1:39.017	1.717	85.65	12:09:47.416
9 -	1:39.555	2.255	85.19	12:11:26.971
10 -	1:37.327 (2)	0.027	87.14	12:13:04.298
11 -	1:37.300 (1)		87.16	12:14:41.598
12 -	1:38.499	1.199	86.10	12:16:20.097
13 -	1:38.524	1.224	86.08	12:17:58.621
14 -	1:38.496	1.196	86.11	12:19:37.117
15 -	1:38.306	1.006	86.27	12:21:15.423
16 -	1:40.459	3.159	84.42	12:22:55.882

P16 194 Peter TATTERSALL

LAP	LAP TIME	DIFF	MPH	TIME OF DAY
1 -	1:45.703	8.198	80.23	11:58:13.343
2 -	1:37.505 (1)		86.98	11:59:50.848
3 -	1:38.514 (3)	1.009	86.09	12:01:29.362
4 -	1:40.177	2.672	84.66	12:03:09.539
5 -	1:41.195	3.690	83.81	12:04:50.734

DIFF = Difference To Personal Best Lap

6 -	1:41.218	3.713	83.79	12:06:31.952
7 -	1:39.797	2.292	84.98	12:08:11.749
8 -	1:39.635	2.130	85.12	12:09:51.384
9 -	1:39.396	1.891	85.33	12:11:30.780
10 -	1:38.019 (2)	0.514	86.53	12:13:08.799
11 -	1:39.077	1.572	85.60	12:14:47.876
12 -	1:40.043	2.538	84.77	12:16:27.919
13 -	1:38.949	1.444	85.71	12:18:06.868
14 -	1:40.659	3.154	84.26	12:19:47.527
15 -	1:40.688	3.183	84.23	12:21:28.215
16 -	1:40.767	3.262	84.17	12:23:08.982

P17 177 Trevor HARBER

LAP	LAP TIME	DIFF	MPH	TIME OF DAY
1 -	1:47.356	9.849	79.00	11:58:14.996
2 -	1:37.507 (1)		86.98	11:59:52.503
3 -	1:38.106 (2)	0.599	86.45	12:01:30.609
4 -	1:40.246	2.739	84.60	12:03:10.855
5 -	1:41.837	4.330	83.28	12:04:52.692
6 -	1:39.512	2.005	85.23	12:06:32.204
7 -	1:40.082	2.575	84.74	12:08:12.286
8 -	1:46.975	9.468	79.28	12:09:59.261
9 -	1:39.214 (3)	1.707	85.48	12:11:38.475
10 -	1:39.691	2.184	85.07	12:13:18.166
11 -	1:40.882	3.375	84.07	12:14:59.048
12 -	1:39.269	1.762	85.44	12:16:38.317
13 -	1:39.778	2.271	85.00	12:18:18.095
14 -	1:40.383	2.876	84.49	12:19:58.478
15 -	1:39.731	2.224	85.04	12:21:38.209
16 -	1:41.259	3.752	83.76	12:23:19.468

P18 176 Mark CARTER

LAP	LAP TIME	DIFF	MPH	TIME OF DAY
1 -	1:46.846	9.047	79.38	11:58:14.486
2 -	1:37.799 (1)		86.72	11:59:52.285
3 -	1:37.926 (2)	0.127	86.61	12:01:30.211
4 -	1:39.864	2.065	84.93	12:03:10.075
5 -	1:42.430	4.631	82.80	12:04:52.505
6 -	1:38.767	0.968	85.87	12:06:31.272
7 -	1:38.764	0.965	85.87	12:08:10.036
8 -	1:55.138	17.339	73.66	12:10:05.174
9 -	1:39.894	2.095	84.90	12:11:45.068
10 -	1:39.657	1.858	85.10	12:13:24.725
11 -	1:38.050 (3)	0.251	86.50	12:15:02.775
12 -	1:38.917	1.118	85.74	12:16:41.692
13 -	1:40.146	2.347	84.69	12:18:21.838
14 -	1:39.676	1.877	85.09	12:20:01.514
15 -	1:39.206	1.407	85.49	12:21:40.720
16 -	1:39.251	1.452	85.45	12:23:19.971

P19 186 Darren GRAINGER

LAP	LAP TIME	DIFF	MPH	TIME OF DAY
1 -	1:48.250	10.126	78.35	11:58:15.890
2 -	1:38.124 (1)		86.43	11:59:54.014
3 -	1:38.340 (2)	0.216	86.24	12:01:32.354
4 -	1:39.175 (3)	1.051	85.52	12:03:11.529
5 -	1:41.661	3.537	83.43	12:04:53.190
6 -	1:39.380	1.256	85.34	12:06:32.570
7 -	1:39.979	1.855	84.83	12:08:12.549
8 -	1:55.867	17.743	73.20	12:10:08.416
9 -	1:42.412	4.288	82.81	12:11:50.828
10 -	1:42.852	4.728	82.46	12:13:33.680

Weather / Track : Sunny / Dry

Thruxton

Circuit Length = 2.3560 miles

Start: 11:56 Flag 12:21 End: 12:23

Caterham Graduates Championship - Mega / Sigma / Classic

RACE 12 - LAP ANALYSIS

DIFF = Difference To Personal Best Lap

11 -	1:41.056	2.932	83.92	12:15:14.736
12 -	1:43.868	5.744	81.65	12:16:58.604
13 -	1:43.585	5.461	81.88	12:18:42.189
14 -	1:43.054	4.930	82.30	12:20:25.243
15 -	1:42.837	4.713	82.47	12:22:08.080

P20 181 Andrew COOPER

LAP	LAP TIME	DIFF	MPH	TIME OF DAY
1 -	1:51.470	10.272	76.08	11:58:19.110
2 -	1:42.199 (2)	1.001	82.99	12:00:01.309
3 -	1:41.198 (1)		83.81	12:01:42.507
4 -	1:42.354 (3)	1.156	82.86	12:03:24.861
5 -	1:42.862	1.664	82.45	12:05:07.723
6 -	1:42.650	1.452	82.62	12:06:50.373
7 -	1:42.730	1.532	82.56	12:08:33.103
8 -	1:53.483	12.285	74.73	12:10:26.586
9 -	1:43.524	2.326	81.92	12:12:10.110
10 -	1:42.947	1.749	82.38	12:13:53.057
11 -	1:43.332	2.134	82.08	12:15:36.389
12 -	1:44.400	3.202	81.24	12:17:20.789
13 -	1:42.840	1.642	82.47	12:19:03.629
14 -	1:42.482	1.284	82.76	12:20:46.111
15 -	1:44.471	3.273	81.18	12:22:30.582

P21 179 Michael SEGAL

LAP	LAP TIME	DIFF	MPH	TIME OF DAY
1 -	1:53.858	9.298	74.49	11:58:21.498
2 -	1:45.208 (3)	0.648	80.61	12:00:06.706
3 -	1:46.178	1.618	79.88	12:01:52.884
4 -	1:47.506	2.946	78.89	12:03:40.390
5 -	1:47.691	3.131	78.75	12:05:28.081
6 -	1:51.370	6.810	76.15	12:07:19.451
7 -	1:48.397	3.837	78.24	12:09:07.848
8 -	1:46.719	2.159	79.47	12:10:54.567
9 -	1:46.493	1.933	79.64	12:12:41.060
10 -	1:46.701	2.141	79.48	12:14:27.761
11 -	1:49.949	5.389	77.14	12:16:17.710
12 -	1:45.684	1.124	80.25	12:18:03.394
13 -	1:45.486	0.926	80.40	12:19:48.880
14 -	1:45.122 (2)	0.562	80.68	12:21:34.002
15 -	1:44.560 (1)		81.11	12:23:18.562

P22 151 Robert WINROW

LAP	LAP TIME	DIFF	MPH	TIME OF DAY
1 -	2:13.698 P		63.43	11:58:41.338