



NATIONAL CHAMPIONSHIP RACE MEETING

Brands Hatch Indy Circuit

14th & 15th May 2011



Results Provided by Timing Solutions Ltd
www.tsl-timing.com



Protyre Formula Renault BARC Championship QUALIFYING - RACE 9 - CLASSIFICATION



POS	NO	CL	NAME	NAT	ENTRY	TIME	ON	LAPS	GAP	DIFF	MPH
1	4		Kieran VERNON	GBR	Fortec Motorsport	45.191	15	21			96.22
2	5		Josh WEBSTER	GBR	Fortec Motorsport	45.196	15	20	0.005	0.005	96.21
3	2		Archie HAMILTON	GBR	Fortec Motorsport	45.197	13	14	0.006	0.001	96.21
4	1		Howard FULLER	GBR	Hillspeed	45.212	16	16	0.021	0.015	96.18
5	77		Kourosh KHANI	IRI	Scorpio Motorsport	45.333	19	19	0.142	0.121	95.92
6	25		Victor JIMENEZ	BRA	Fortec Motorsport	45.376	15	25	0.185	0.043	95.83
7	8		Dino ZAMPARELLI	GBR	Antel Motorsport	45.428	21	21	0.237	0.052	95.72
8	9		Zaamin JAFFER	IND	Hillspeed	45.461	21	21	0.270	0.033	95.65
9	35		Hector HURST	GBR	Scorpio Motorsport	45.467	20	20	0.276	0.006	95.64
10	36		James THORP	GBR	MTechlite Ltd	45.479	11	15	0.288	0.012	95.61
11	26		Macaulay WALSH	GBR	SWB Motorsport	45.649	17	20	0.458	0.170	95.26
12	14		Matthew MASON	GBR	MGR Motorsport	45.704	20	20	0.513	0.055	95.14
13	18		Steven DURRANT	GBR	RPD Motorsport	45.727	18	24	0.536	0.023	95.09
14	28		Andrew JARMAN	GBR	SWB Motorsport	46.004	19	23	0.813	0.277	94.52
15	43		David WAGNER	GBR	MGR Motorsport	46.025	15	20	0.834	0.021	94.48
16	7		Callum BOWYER	GBR	Antel Motorsport	46.252	22	25	1.061	0.227	94.01
17	55		Ivan TARANOV	RUS	Team Daytona	46.274	20	24	1.083	0.022	93.97
18	27		Jack DEX	GBR	SWB Motorsport	46.342	14	22	1.151	0.068	93.83
19	29		Raoul OWENS	GBR	SWB Motorsport	46.386	15	23	1.195	0.044	93.74
20	33		Sean WALKINSHAW	GBR	Hillspeed	46.759	21	22	1.568	0.373	93.00
21	17		Tom WALKER	GBR	VWA Racing	46.805	13	25	1.614	0.046	92.90
22	23		Russell DANZEY	GBR	MGR Motorsport	47.358	5	13	2.167	0.553	91.82

Weather / Track : Sunny / Dry

These results are provisional until the conclusion of any judicial and technical matters.

Brands Hatch Indy

Circuit Length = 1.2079 miles

Start: 09:00 End: 09:21

Clerk of Course :

Timekeeper :



Protyre Formula Renault BARC Championship

QUALIFYING - RACE 9 - LAP ANALYSIS

1	Howard FULLER (GBR)			Hillspeed			
1 -	1:07.412	+ 22.200	9:04:04.373	9 -	1:38.187 P	+ 52.975	9:11:36.377
2 -	56.296	+ 11.084	9:05:00.669	10 -	50.605	+ 5.393	9:12:26.982
3 -	55.247	+ 10.035	9:05:55.916	11 -	45.723	+ 0.511	9:13:12.705
4 -	50.358	+ 5.146	9:06:46.274	12 -	45.669	+ 0.457	9:13:58.374
5 -	50.968	+ 5.756	9:07:37.242	13 -	45.631	+ 0.419	9:14:44.005
6 -	46.430	+ 1.218	9:08:23.672	14 -	45.799	+ 0.587	9:15:29.804
7 -	48.278	+ 3.066	9:09:11.950	15 -	49.307	+ 4.095	9:16:19.111
8 -	46.240	+ 1.028	9:09:58.190	16 -	45.212		9:17:04.323
2	Archie HAMILTON (GBR)			Fortec Motorsport			
1 -	1:07.849	+ 22.652	9:04:43.484	8 -	45.567	+ 0.370	9:10:17.775
2 -	54.543	+ 9.346	9:05:38.027	9 -	48.349	+ 3.152	9:11:06.124
3 -	48.002	+ 2.805	9:06:26.029	10 -	45.366	+ 0.169	9:11:51.490
4 -	46.276	+ 1.079	9:07:12.305	11 -	50.831	+ 5.634	9:12:42.321
5 -	47.163	+ 1.966	9:07:59.468	12 -	46.969	+ 1.772	9:13:29.290
6 -	45.846	+ 0.649	9:08:45.314	13 -	45.197		9:14:14.487
7 -	46.894	+ 1.697	9:09:32.208	14 -	53.217	+ 8.020	9:15:07.704
4	Kieran VERNON (GBR)			Fortec Motorsport			
1 -	1:05.846	+ 20.655	9:04:45.948	12 -	45.265	+ 0.074	9:13:33.884
2 -	56.501	+ 11.310	9:05:42.449	13 -	45.390	+ 0.199	9:14:19.274
3 -	51.999	+ 6.808	9:06:34.448	14 -	45.331	+ 0.140	9:15:04.605
4 -	46.446	+ 1.255	9:07:20.894	15 -	45.191		9:15:49.796
5 -	45.920	+ 0.729	9:08:06.814	16 -	50.418	+ 5.227	9:16:40.214
6 -	49.321	+ 4.130	9:08:56.135	17 -	45.336	+ 0.145	9:17:25.550
7 -	46.101	+ 0.910	9:09:42.236	18 -	45.276	+ 0.085	9:18:10.826
8 -	45.765	+ 0.574	9:10:28.001	19 -	57.025	+ 11.834	9:19:07.851
9 -	48.112	+ 2.921	9:11:16.113	20 -	54.889	+ 9.698	9:20:02.740
10 -	45.394	+ 0.203	9:12:01.507	21 -	45.435	+ 0.244	9:20:48.175
11 -	47.112	+ 1.921	9:12:48.619				
5	Josh WEBSTER (GBR)			Fortec Motorsport			
1 -	1:12.855	+ 27.659	9:05:00.092	11 -	45.483	+ 0.287	9:13:32.466
2 -	1:03.731	+ 18.535	9:06:03.823	12 -	45.293	+ 0.097	9:14:17.759
3 -	56.308	+ 11.112	9:07:00.131	13 -	49.383	+ 4.187	9:15:07.142
4 -	1:00.325	+ 15.129	9:08:00.456	14 -	45.224	+ 0.028	9:15:52.366
5 -	48.297	+ 3.101	9:08:48.753	15 -	45.196		9:16:37.562
6 -	46.489	+ 1.293	9:09:35.242	16 -	45.242	+ 0.046	9:17:22.804
7 -	45.953	+ 0.757	9:10:21.195	17 -	51.439	+ 6.243	9:18:14.243
8 -	45.801	+ 0.605	9:11:06.996	18 -	47.094	+ 1.898	9:19:01.337
9 -	45.385	+ 0.189	9:11:52.381	19 -	45.611	+ 0.415	9:19:46.948
10 -	54.602	+ 9.406	9:12:46.983	20 -	47.396	+ 2.200	9:20:34.344
7	Callum BOWYER (GBR)			Antel Motorsport			
1 -	1:02.356	+ 16.104	9:01:09.796	14 -	46.560	+ 0.308	9:11:41.869
2 -	53.764	+ 7.512	9:02:03.560	15 -	56.014	+ 9.762	9:12:37.883
3 -	50.770	+ 4.518	9:02:54.330	16 -	46.733	+ 0.481	9:13:24.616
4 -	50.369	+ 4.117	9:03:44.699	17 -	46.665	+ 0.413	9:14:11.281
5 -	51.315	+ 5.063	9:04:36.014	18 -	46.568	+ 0.316	9:14:57.849
6 -	47.468	+ 1.216	9:05:23.482	19 -	46.583	+ 0.331	9:15:44.432
7 -	47.506	+ 1.254	9:06:10.988	20 -	46.412	+ 0.160	9:16:30.844
8 -	47.732	+ 1.480	9:06:58.720	21 -	46.481	+ 0.229	9:17:17.325
9 -	48.481	+ 2.229	9:07:47.201	22 -	46.252		9:18:03.577
10 -	47.213	+ 0.961	9:08:34.414	23 -	46.837	+ 0.585	9:18:50.414
11 -	47.325	+ 1.073	9:09:21.739	24 -	46.796	+ 0.544	9:19:37.210
12 -	46.635	+ 0.383	9:10:08.374	25 -	46.719	+ 0.467	9:20:23.929
13 -	46.935	+ 0.683	9:10:55.309				
8	Dino ZAMPARELLI (GBR)			Antel Motorsport			
1 -	1:19.786	+ 34.358	9:04:49.847	12 -	45.743	+ 0.315	9:13:34.900
2 -	55.970	+ 10.542	9:05:45.817	13 -	46.882	+ 1.454	9:14:21.782

Weather / Track : Sunny / Dry

Brands Hatch Indy
Circuit Length = 1.2079 miles
Start: 09:00 End: 09:21

Protyre Formula Renault BARC Championship

QUALIFYING - RACE 9 - LAP ANALYSIS

3 -	50.724	+ 5.296	9:06:36.541	14 -	47.967	+ 2.539	9:15:09.749
4 -	46.910	+ 1.482	9:07:23.451	15 -	45.749	+ 0.321	9:15:55.498
5 -	46.364	+ 0.936	9:08:09.815	16 -	45.555	+ 0.127	9:16:41.053
6 -	47.769	+ 2.341	9:08:57.584	17 -	45.606	+ 0.178	9:17:26.659
7 -	46.374	+ 0.946	9:09:43.958	18 -	45.625	+ 0.197	9:18:12.284
8 -	47.186	+ 1.758	9:10:31.144	19 -	48.619	+ 3.191	9:19:00.903
9 -	46.193	+ 0.765	9:11:17.337	20 -	45.609	+ 0.181	9:19:46.512
10 -	45.947	+ 0.519	9:12:03.284	21 -	45.428		9:20:31.940
11 -	45.873	+ 0.445	9:12:49.157				
9	Zaamin JAFFER (IND)			Hillspeed			
1 -	1:06.511	+ 21.050	9:04:06.105	12 -	45.952	+ 0.491	9:13:54.244
2 -	55.502	+ 10.041	9:05:01.607	13 -	45.883	+ 0.422	9:14:40.127
3 -	53.431	+ 7.970	9:05:55.038	14 -	45.649	+ 0.188	9:15:25.776
4 -	48.341	+ 2.880	9:06:43.379	15 -	45.727	+ 0.266	9:16:11.503
5 -	48.590	+ 3.129	9:07:31.969	16 -	45.626	+ 0.165	9:16:57.129
6 -	47.764	+ 2.303	9:08:19.733	17 -	45.653	+ 0.192	9:17:42.782
7 -	46.299	+ 0.838	9:09:06.032	18 -	45.550	+ 0.089	9:18:28.332
8 -	46.087	+ 0.626	9:09:52.119	19 -	46.455	+ 0.994	9:19:14.787
9 -	46.100	+ 0.639	9:10:38.219	20 -	45.654	+ 0.193	9:20:00.441
10 -	1:37.861 P	+ 52.400	9:12:16.080	21 -	45.461		9:20:45.902
11 -	52.212	+ 6.751	9:13:08.292				
14	Matthew MASON (GBR)			MGR Motorsport			
1 -	1:10.879	+ 25.175	9:04:56.090	11 -	46.558	+ 0.854	9:13:29.841
2 -	1:02.091	+ 16.387	9:05:58.181	12 -	45.960	+ 0.256	9:14:15.801
3 -	48.659	+ 2.955	9:06:46.840	13 -	45.959	+ 0.255	9:15:01.760
4 -	48.272	+ 2.568	9:07:35.112	14 -	45.988	+ 0.284	9:15:47.748
5 -	55.253	+ 9.549	9:08:30.365	15 -	48.346	+ 2.642	9:16:36.094
6 -	1:05.459	+ 19.755	9:09:35.824	16 -	45.878	+ 0.174	9:17:21.972
7 -	46.391	+ 0.687	9:10:22.215	17 -	47.782	+ 2.078	9:18:09.754
8 -	46.168	+ 0.464	9:11:08.383	18 -	45.922	+ 0.218	9:18:55.676
9 -	46.969	+ 1.265	9:11:55.352	19 -	48.031	+ 2.327	9:19:43.707
10 -	47.931	+ 2.227	9:12:43.283	20 -	45.704		9:20:29.411
17	Tom WALKER (GBR)			VWA Racing			
1 -	1:03.473	+ 16.668	9:01:12.544	14 -	47.154	+ 0.349	9:11:50.262
2 -	52.564	+ 5.759	9:02:05.108	15 -	48.045	+ 1.240	9:12:38.307
3 -	51.062	+ 4.257	9:02:56.170	16 -	47.378	+ 0.573	9:13:25.685
4 -	49.309	+ 2.504	9:03:45.479	17 -	47.047	+ 0.242	9:14:12.732
5 -	55.367	+ 8.562	9:04:40.846	18 -	47.405	+ 0.600	9:15:00.137
6 -	48.675	+ 1.870	9:05:29.521	19 -	46.854	+ 0.049	9:15:46.991
7 -	48.350	+ 1.545	9:06:17.871	20 -	47.278	+ 0.473	9:16:34.269
8 -	48.053	+ 1.248	9:07:05.924	21 -	46.909	+ 0.104	9:17:21.178
9 -	48.191	+ 1.386	9:07:54.115	22 -	47.108	+ 0.303	9:18:08.286
10 -	47.308	+ 0.503	9:08:41.423	23 -	47.197	+ 0.392	9:18:55.483
11 -	47.817	+ 1.012	9:09:29.240	24 -	48.948	+ 2.143	9:19:44.431
12 -	47.063	+ 0.258	9:10:16.303	25 -	46.938	+ 0.133	9:20:31.369
13 -	46.805		9:11:03.108				
18	Steven DURRANT (GBR)			RPD Motorsport			
1 -	1:00.816	+ 15.089	9:01:06.125	13 -	45.758	+ 0.031	9:10:43.021
2 -	55.068	+ 9.341	9:02:01.193	14 -	1:51.230 P	+ 1:05.503	9:12:34.251
3 -	50.664	+ 4.937	9:02:51.857	15 -	53.128	+ 7.401	9:13:27.379
4 -	48.030	+ 2.303	9:03:39.887	16 -	45.775	+ 0.048	9:14:13.154
5 -	47.456	+ 1.729	9:04:27.343	17 -	45.751	+ 0.024	9:14:58.905
6 -	47.259	+ 1.532	9:05:14.602	18 -	45.727		9:15:44.632
7 -	47.872	+ 2.145	9:06:02.474	19 -	48.981	+ 3.254	9:16:33.613
8 -	46.980	+ 1.253	9:06:49.454	20 -	46.002	+ 0.275	9:17:19.615
9 -	48.439	+ 2.712	9:07:37.893	21 -	46.173	+ 0.446	9:18:05.788
10 -	46.296	+ 0.569	9:08:24.189	22 -	45.923	+ 0.196	9:18:51.711
11 -	47.050	+ 1.323	9:09:11.239	23 -	45.815	+ 0.088	9:19:37.526
12 -	46.024	+ 0.297	9:09:57.263	24 -	48.166	+ 2.439	9:20:25.692

Weather / Track : Sunny / Dry

Brands Hatch Indy
Circuit Length = 1.2079 miles
Start: 09:00 End: 09:21

Protyre Formula Renault BARC Championship

QUALIFYING - RACE 9 - LAP ANALYSIS

23	Russell DANZEY (GBR)			MGR Motorsport			
1 -	1:11.524	+ 24.166	9:04:44.978	8 -	47.598	+ 0.240	9:10:27.662
2 -	54.285	+ 6.927	9:05:39.263	9 -	5:07.522 P	+ 4:20.164	9:15:35.184
3 -	48.704	+ 1.346	9:06:27.967	10 -	55.892	+ 8.534	9:16:31.076
4 -	47.954	+ 0.596	9:07:15.921	11 -	47.708	+ 0.350	9:17:18.784
5 -	47.358		9:08:03.279	12 -	48.818	+ 1.460	9:18:07.602
6 -	47.889	+ 0.531	9:08:51.168	13 -	48.022	+ 0.664	9:18:55.624
7 -	48.896	+ 1.538	9:09:40.064				
25	Victor JIMENEZ (BRA)			Fortec Motorsport			
1 -	1:11.174	+ 25.798	9:02:01.055	14 -	45.775	+ 0.399	9:12:19.130
2 -	52.313	+ 6.937	9:02:53.368	15 -	45.376		9:13:04.506
3 -	49.816	+ 4.440	9:03:43.184	16 -	45.771	+ 0.395	9:13:50.277
4 -	49.141	+ 3.765	9:04:32.325	17 -	45.830	+ 0.454	9:14:36.107
5 -	47.814	+ 2.438	9:05:20.139	18 -	45.880	+ 0.504	9:15:21.987
6 -	46.795	+ 1.419	9:06:06.934	19 -	45.774	+ 0.398	9:16:07.761
7 -	47.307	+ 1.931	9:06:54.241	20 -	46.072	+ 0.696	9:16:53.833
8 -	46.368	+ 0.992	9:07:40.609	21 -	45.750	+ 0.374	9:17:39.583
9 -	46.044	+ 0.668	9:08:26.653	22 -	45.909	+ 0.533	9:18:25.492
10 -	47.215	+ 1.839	9:09:13.868	23 -	45.682	+ 0.306	9:19:11.174
11 -	47.277	+ 1.901	9:10:01.145	24 -	45.540	+ 0.164	9:19:56.714
12 -	46.532	+ 1.156	9:10:47.677	25 -	45.463	+ 0.087	9:20:42.177
13 -	45.678	+ 0.302	9:11:33.355				
26	Macaulay WALSH (GBR)			SWB Motorsport			
1 -	1:11.733	+ 26.084	9:05:12.322	11 -	57.101	+ 11.452	9:13:46.219
2 -	57.508	+ 11.859	9:06:09.830	12 -	46.363	+ 0.714	9:14:32.582
3 -	53.117	+ 7.468	9:07:02.947	13 -	46.179	+ 0.530	9:15:18.761
4 -	59.199	+ 13.550	9:08:02.146	14 -	46.251	+ 0.602	9:16:05.012
5 -	48.246	+ 2.597	9:08:50.392	15 -	46.059	+ 0.410	9:16:51.071
6 -	47.066	+ 1.417	9:09:37.458	16 -	45.866	+ 0.217	9:17:36.937
7 -	46.835	+ 1.186	9:10:24.293	17 -	45.649		9:18:22.586
8 -	46.376	+ 0.727	9:11:10.669	18 -	45.702	+ 0.053	9:19:08.288
9 -	46.410	+ 0.761	9:11:57.079	19 -	46.720	+ 1.071	9:19:55.008
10 -	52.039	+ 6.390	9:12:49.118	20 -	45.896	+ 0.247	9:20:40.904
27	Jack DEX (GBR)			SWB Motorsport			
1 -	1:19.278	+ 32.936	9:03:01.662	12 -	46.757	+ 0.415	9:12:31.387
2 -	1:04.171	+ 17.829	9:04:05.833	13 -	46.419	+ 0.077	9:13:17.806
3 -	1:00.661	+ 14.319	9:05:06.494	14 -	46.342		9:14:04.148
4 -	59.340	+ 12.998	9:06:05.834	15 -	50.214	+ 3.872	9:14:54.362
5 -	49.984	+ 3.642	9:06:55.818	16 -	47.790	+ 1.448	9:15:42.152
6 -	49.141	+ 2.799	9:07:44.959	17 -	46.803	+ 0.461	9:16:28.955
7 -	47.270	+ 0.928	9:08:32.229	18 -	46.384	+ 0.042	9:17:15.339
8 -	52.591	+ 6.249	9:09:24.820	19 -	46.537	+ 0.195	9:18:01.876
9 -	46.827	+ 0.485	9:10:11.647	20 -	51.003	+ 4.661	9:18:52.879
10 -	46.565	+ 0.223	9:10:58.212	21 -	47.316	+ 0.974	9:19:40.195
11 -	46.418	+ 0.076	9:11:44.630	22 -	46.375	+ 0.033	9:20:26.570
28	Andrew JARMAN (GBR)			SWB Motorsport			
1 -	1:11.360	+ 25.356	9:02:47.696	13 -	46.310	+ 0.306	9:12:50.921
2 -	56.962	+ 10.958	9:03:44.658	14 -	50.262	+ 4.258	9:13:41.183
3 -	1:10.100	+ 24.096	9:04:54.758	15 -	46.612	+ 0.608	9:14:27.795
4 -	51.675	+ 5.671	9:05:46.433	16 -	46.280	+ 0.276	9:15:14.075
5 -	50.792	+ 4.788	9:06:37.225	17 -	46.276	+ 0.272	9:16:00.351
6 -	47.472	+ 1.468	9:07:24.697	18 -	46.224	+ 0.220	9:16:46.575
7 -	46.637	+ 0.633	9:08:11.334	19 -	46.004		9:17:32.579
8 -	46.884	+ 0.880	9:08:58.218	20 -	46.249	+ 0.245	9:18:18.828
9 -	46.894	+ 0.890	9:09:45.112	21 -	46.473	+ 0.469	9:19:05.301
10 -	46.641	+ 0.637	9:10:31.753	22 -	46.278	+ 0.274	9:19:51.579
11 -	46.326	+ 0.322	9:11:18.079	23 -	46.573	+ 0.569	9:20:38.152
12 -	46.532	+ 0.528	9:12:04.611				

Weather / Track : Sunny / Dry

Brands Hatch Indy
Circuit Length = 1.2079 miles
Start: 09:00 End: 09:21

Protyre Formula Renault BARC Championship

QUALIFYING - RACE 9 - LAP ANALYSIS

29	Raoul OWENS (GBR)			SWB Motorsport			
1 -	1:07.442	+ 21.056	9:02:30.381	13 -	46.677	+ 0.291	9:12:23.750
2 -	58.393	+ 12.007	9:03:28.774	14 -	46.473	+ 0.087	9:13:10.223
3 -	50.523	+ 4.137	9:04:19.297	15 -	46.386		9:13:56.609
4 -	50.031	+ 3.645	9:05:09.328	16 -	46.477	+ 0.091	9:14:43.086
5 -	50.894	+ 4.508	9:06:00.222	17 -	46.422	+ 0.036	9:15:29.508
6 -	48.986	+ 2.600	9:06:49.208	18 -	46.419	+ 0.033	9:16:15.927
7 -	49.715	+ 3.329	9:07:38.923	19 -	46.499	+ 0.113	9:17:02.426
8 -	47.559	+ 1.173	9:08:26.482	20 -	51.889	+ 5.503	9:17:54.315
9 -	48.588	+ 2.202	9:09:15.070	21 -	49.820	+ 3.434	9:18:44.135
10 -	48.157	+ 1.771	9:10:03.227	22 -	47.428	+ 1.042	9:19:31.563
11 -	46.849	+ 0.463	9:10:50.076	23 -	46.744	+ 0.358	9:20:18.307
12 -	46.997	+ 0.611	9:11:37.073				
33	Sean WALKINSHAW (GBR)			Hillspeed			
1 -	1:17.036	+ 30.277	9:02:02.906	12 -	47.918	+ 1.159	9:12:28.075
2 -	1:01.898	+ 15.139	9:03:04.804	13 -	47.287	+ 0.528	9:13:15.362
3 -	56.999	+ 10.240	9:04:01.803	14 -	46.924	+ 0.165	9:14:02.286
4 -	54.965	+ 8.206	9:04:56.768	15 -	46.867	+ 0.108	9:14:49.153
5 -	53.873	+ 7.114	9:05:50.641	16 -	46.768	+ 0.009	9:15:35.921
6 -	51.864	+ 5.105	9:06:42.505	17 -	46.814	+ 0.055	9:16:22.735
7 -	51.226	+ 4.467	9:07:33.731	18 -	48.112	+ 1.353	9:17:10.847
8 -	48.885	+ 2.126	9:08:22.616	19 -	47.541	+ 0.782	9:17:58.388
9 -	49.978	+ 3.219	9:09:12.594	20 -	48.340	+ 1.581	9:18:46.728
10 -	1:34.133 P	+ 47.374	9:10:46.727	21 -	46.759		9:19:33.487
11 -	53.430	+ 6.671	9:11:40.157	22 -	46.933	+ 0.174	9:20:20.420
35	Hector HURST (GBR)			Scorpio Motorsport			
1 -	1:05.257	+ 19.790	9:05:27.211	11 -	45.912	+ 0.445	9:13:18.863
2 -	50.271	+ 4.804	9:06:17.482	12 -	45.613	+ 0.146	9:14:04.476
3 -	47.969	+ 2.502	9:07:05.451	13 -	46.771	+ 1.304	9:14:51.247
4 -	47.445	+ 1.978	9:07:52.896	14 -	45.887	+ 0.420	9:15:37.134
5 -	46.313	+ 0.846	9:08:39.209	15 -	45.934	+ 0.467	9:16:23.068
6 -	46.813	+ 1.346	9:09:26.022	16 -	46.073	+ 0.606	9:17:09.141
7 -	48.973	+ 3.506	9:10:14.995	17 -	45.600	+ 0.133	9:17:54.741
8 -	45.831	+ 0.364	9:11:00.826	18 -	48.276	+ 2.809	9:18:43.017
9 -	45.701	+ 0.234	9:11:46.527	19 -	45.723	+ 0.256	9:19:28.740
10 -	46.424	+ 0.957	9:12:32.951	20 -	45.467		9:20:14.207
36	James THORP (GBR)			MTechlite Ltd			
1 -	1:17.251	+ 31.772	9:09:36.540	9 -	45.623	+ 0.144	9:16:02.056
2 -	58.263	+ 12.784	9:10:34.803	10 -	45.510	+ 0.031	9:16:47.566
3 -	48.920	+ 3.441	9:11:23.723	11 -	45.479		9:17:33.045
4 -	46.774	+ 1.295	9:12:10.497	12 -	47.589	+ 2.110	9:18:20.634
5 -	46.240	+ 0.761	9:12:56.737	13 -	45.618	+ 0.139	9:19:06.252
6 -	46.338	+ 0.859	9:13:43.075	14 -	45.534	+ 0.055	9:19:51.786
7 -	47.492	+ 2.013	9:14:30.567	15 -	48.271	+ 2.792	9:20:40.057
8 -	45.866	+ 0.387	9:15:16.433				
43	David WAGNER (GBR)			MGR Motorsport			
1 -	1:12.151	+ 26.126	9:04:50.524	11 -	46.949	+ 0.924	9:13:37.238
2 -	58.081	+ 12.056	9:05:48.605	12 -	46.231	+ 0.206	9:14:23.469
3 -	56.381	+ 10.356	9:06:44.986	13 -	47.341	+ 1.316	9:15:10.810
4 -	57.389	+ 11.364	9:07:42.375	14 -	46.242	+ 0.217	9:15:57.052
5 -	49.416	+ 3.391	9:08:31.791	15 -	46.025		9:16:43.077
6 -	47.714	+ 1.689	9:09:19.505	16 -	46.088	+ 0.063	9:17:29.165
7 -	47.304	+ 1.279	9:10:06.809	17 -	46.122	+ 0.097	9:18:15.287
8 -	46.967	+ 0.942	9:10:53.776	18 -	47.518	+ 1.493	9:19:02.805
9 -	46.664	+ 0.639	9:11:40.440	19 -	46.339	+ 0.314	9:19:49.144
10 -	1:09.849	+ 23.824	9:12:50.289	20 -	46.101	+ 0.076	9:20:35.245

Weather / Track : Sunny / Dry

Brands Hatch Indy
Circuit Length = 1.2079 miles
Start: 09:00 End: 09:21

Protyre Formula Renault BARC Championship
QUALIFYING - RACE 9 - LAP ANALYSIS

55		Ivan TARANOV (RUS)		Team Daytona			
1 -	1:25.771	+ 39.497	9:02:01.996	13 -	46.588	+ 0.314	9:11:42.387
2 -	53.000	+ 6.726	9:02:54.996	14 -	48.184	+ 1.910	9:12:30.571
3 -	49.918	+ 3.644	9:03:44.914	15 -	46.315	+ 0.041	9:13:16.886
4 -	52.041	+ 5.767	9:04:36.955	16 -	52.002	+ 5.728	9:14:08.888
5 -	48.874	+ 2.600	9:05:25.829	17 -	46.627	+ 0.353	9:14:55.515
6 -	47.549	+ 1.275	9:06:13.378	18 -	46.845	+ 0.571	9:15:42.360
7 -	47.533	+ 1.259	9:07:00.911	19 -	47.016	+ 0.742	9:16:29.376
8 -	47.263	+ 0.989	9:07:48.174	20 -	46.274		9:17:15.650
9 -	46.933	+ 0.659	9:08:35.107	21 -	46.590	+ 0.316	9:18:02.240
10 -	47.430	+ 1.156	9:09:22.537	22 -	48.431	+ 2.157	9:18:50.671
11 -	46.814	+ 0.540	9:10:09.351	23 -	51.548	+ 5.274	9:19:42.219
12 -	46.448	+ 0.174	9:10:55.799	24 -	46.567	+ 0.293	9:20:28.786

77		Kourosh KHANI (IRI)		Scorpio Motorsport			
1 -	1:16.147	+ 30.814	9:05:58.433	11 -	45.876	+ 0.543	9:14:06.505
2 -	56.750	+ 11.417	9:06:55.183	12 -	45.864	+ 0.531	9:14:52.369
3 -	52.863	+ 7.530	9:07:48.046	13 -	48.922	+ 3.589	9:15:41.291
4 -	50.079	+ 4.746	9:08:38.125	14 -	45.842	+ 0.509	9:16:27.133
5 -	47.488	+ 2.155	9:09:25.613	15 -	45.442	+ 0.109	9:17:12.575
6 -	46.505	+ 1.172	9:10:12.118	16 -	45.644	+ 0.311	9:17:58.219
7 -	46.421	+ 1.088	9:10:58.539	17 -	47.740	+ 2.407	9:18:45.959
8 -	50.302	+ 4.969	9:11:48.841	18 -	45.563	+ 0.230	9:19:31.522
9 -	45.934	+ 0.601	9:12:34.775	19 -	45.333		9:20:16.855
10 -	45.854	+ 0.521	9:13:20.629				

Weather / Track : Sunny / Dry

Brands Hatch Indy
 Circuit Length = 1.2079 miles
 Start: 09:00 End: 09:21



Protyre Formula Renault BARC Championship RACE 9 - GRID



ROW 11	46.805 17 Tom WALKER	47.358 23 Russell DANZEY
ROW 10	46.386 29 Raoul OWENS	46.759 33 Sean WALKINSHAW
ROW 9	46.274 55 Ivan TARANOV	46.342 27 Jack DEX
ROW 8	46.025 43 David WAGNER	46.252 7 Callum BOWYER
ROW 7	45.727 18 Steven DURRANT	46.004 28 Andrew JARMAN
ROW 6	45.649 26 Macaulay WALSH	45.704 14 Matthew MASON
ROW 5	45.467 35 Hector HURST	45.479 36 James THORP
ROW 4	45.428 8 Dino ZAMPARELLI	45.461 9 Zaamin JAFFER
ROW 3	45.333 77 Kourosh KHANI	45.376 25 Victor JIMENEZ
ROW 2	45.197 2 Archie HAMILTON	45.212 1 Howard FULLER
ROW 1	45.191 4 Kieran VERNON	45.196 5 Josh WEBSTER

Pole



Brands Hatch Indy
Circuit Length = 1.2079 miles

These results are provisional until the conclusion of any judicial and technical matters.

Clerk of Course :		Timekeeper :
-------------------	--	--------------

Printed - 09.23 Saturday, 14 May 2011





Protyre Formula Renault BARC Championship QUALIFYING - RACE 16 - CLASSIFICATION



POS	NO	CL	NAME	NAT	ENTRY	TIME	ON	LAPS	GAP	DIFF	MPH
1	8		Dino ZAMPARELLI	GBR	Antel Motorsport	45.355	23	25			95.87
2	36		James THORP	GBR	MTechlite Ltd	45.505	20	20	0.150	0.150	95.56
3	77		Kourosh KHANI	IRI	Scorpio Motorsport	45.522	20	20	0.167	0.017	95.52
4	4		Kieran VERNON	GBR	Fortec Motorsport	45.523	15	21	0.168	0.001	95.52
5	2		Archie HAMILTON	GBR	Fortec Motorsport	45.529	16	21	0.174	0.006	95.51
6	5		Josh WEBSTER	GBR	Fortec Motorsport	45.539	15	19	0.184	0.010	95.49
7	1		Howard FULLER	GBR	Hillspeed	45.582	21	23	0.227	0.043	95.40
8	18		Steven DURRANT	GBR	RPD Motorsport	45.618	20	22	0.263	0.036	95.32
9	14		Matthew MASON	GBR	MGR Motorsport	45.634	22	24	0.279	0.016	95.29
10	35		Hector HURST	GBR	Scorpio Motorsport	45.748	17	20	0.393	0.114	95.05
11	23		Russell DANZEY	GBR	MGR Motorsport	45.804	23	25	0.449	0.056	94.93
12	9		Zaamin JAFFER	IND	Hillspeed	45.866	19	23	0.511	0.062	94.81
13	43		David WAGNER	GBR	MGR Motorsport	45.874	17	17	0.519	0.008	94.79
14	26		Macauley WALSH	GBR	SWB Motorsport	46.001	19	21	0.646	0.127	94.53
15	7		Callum BOWYER	GBR	Antel Motorsport	46.058	24	25	0.703	0.057	94.41
16	28		Andrew JARMAN	GBR	SWB Motorsport	46.130	22	24	0.775	0.072	94.26
17	55		Ivan TARANOV	RUS	Team Daytona	46.233	24	25	0.878	0.103	94.05
18	33		Sean WALKINSHAW	GBR	Hillspeed	46.337	23	25	0.982	0.104	93.84
19	27		Jack DEX	GBR	SWB Motorsport	46.387	23	25	1.032	0.050	93.74
20	29		Raoul OWENS	GBR	SWB Motorsport	46.441	25	25	1.086	0.054	93.63
21	17		Tom WALKER	GBR	VWA Racing	47.274	21	21	1.919	0.833	91.98
22	25		Victor JIMENEZ	BRA	Fortec Motorsport	47.601	5	6	2.246	0.327	91.35

Weather / Track : Cloudy / Dry

These results are provisional until the conclusion of any judicial and technical matters.

Brands Hatch Indy

Circuit Length = 1.2079 miles

Start: 12:10 End: 12:33

Clerk of Course :

Timekeeper :



Protyre Formula Renault BARC Championship

QUALIFYING - RACE 16 - LAP ANALYSIS

1		Howard FULLER (GBR)			Hillspeed		
1 -	58.487	+ 12.905	12:13:29.680	13 -	2:50.289 P	+ 2:04.707	12:25:09.689
2 -	55.620	+ 10.038	12:14:25.300	14 -	51.443	+ 5.861	12:26:01.132
3 -	51.538	+ 5.956	12:15:16.838	15 -	46.179	+ 0.597	12:26:47.311
4 -	48.006	+ 2.424	12:16:04.844	16 -	45.776	+ 0.194	12:27:33.087
5 -	46.926	+ 1.344	12:16:51.770	17 -	45.940	+ 0.358	12:28:19.027
6 -	46.725	+ 1.143	12:17:38.495	18 -	45.597	+ 0.015	12:29:04.624
7 -	46.062	+ 0.480	12:18:24.557	19 -	45.607	+ 0.025	12:29:50.231
8 -	48.446	+ 2.864	12:19:13.003	20 -	48.067	+ 2.485	12:30:38.298
9 -	45.916	+ 0.334	12:19:58.919	21 -	45.582		12:31:23.880
10 -	46.559	+ 0.977	12:20:45.478	22 -	45.724	+ 0.142	12:32:09.604
11 -	45.919	+ 0.337	12:21:31.397	23 -	46.193	+ 0.611	12:32:55.797
12 -	48.003	+ 2.421	12:22:19.400				
2		Archie HAMILTON (GBR)			Fortec Motorsport		
1 -	1:06.641	+ 21.112	12:14:21.391	12 -	3:12.131 P	+ 2:26.602	12:25:41.318
2 -	51.307	+ 5.778	12:15:12.698	13 -	55.758	+ 10.229	12:26:37.076
3 -	46.496	+ 0.967	12:15:59.194	14 -	45.911	+ 0.382	12:27:22.987
4 -	51.922	+ 6.393	12:16:51.116	15 -	48.571	+ 3.042	12:28:11.558
5 -	53.866	+ 8.337	12:17:44.982	16 -	45.529		12:28:57.087
6 -	50.118	+ 4.589	12:18:35.100	17 -	48.766	+ 3.237	12:29:45.853
7 -	45.859	+ 0.330	12:19:20.959	18 -	45.650	+ 0.121	12:30:31.503
8 -	46.030	+ 0.501	12:20:06.989	19 -	45.534	+ 0.005	12:31:17.037
9 -	45.892	+ 0.363	12:20:52.881	20 -	48.635	+ 3.106	12:32:05.672
10 -	45.929	+ 0.400	12:21:38.810	21 -	45.636	+ 0.107	12:32:51.308
11 -	50.377	+ 4.848	12:22:29.187				
4		Kieran VERNON (GBR)			Fortec Motorsport		
1 -	1:00.857	+ 15.334	12:14:23.461	12 -	2:54.142 P	+ 2:08.619	12:25:29.849
2 -	1:01.422	+ 15.899	12:15:24.883	13 -	59.050	+ 13.527	12:26:28.899
3 -	53.734	+ 8.211	12:16:18.617	14 -	45.826	+ 0.303	12:27:14.725
4 -	46.691	+ 1.168	12:17:05.308	15 -	45.523		12:28:00.248
5 -	49.884	+ 4.361	12:17:55.192	16 -	47.306	+ 1.783	12:28:47.554
6 -	46.208	+ 0.685	12:18:41.400	17 -	45.818	+ 0.295	12:29:33.372
7 -	46.256	+ 0.733	12:19:27.656	18 -	45.665	+ 0.142	12:30:19.037
8 -	45.970	+ 0.447	12:20:13.626	19 -	46.787	+ 1.264	12:31:05.824
9 -	45.967	+ 0.444	12:20:59.593	20 -	49.638	+ 4.115	12:31:55.462
10 -	46.231	+ 0.708	12:21:45.824	21 -	45.741	+ 0.218	12:32:41.203
11 -	49.883	+ 4.360	12:22:35.707				
5		Josh WEBSTER (GBR)			Fortec Motorsport		
1 -	1:05.128	+ 19.589	12:14:22.691	11 -	45.871	+ 0.332	12:22:15.295
2 -	51.912	+ 6.373	12:15:14.603	12 -	5:11.538 P	+ 4:25.999	12:27:26.833
3 -	47.603	+ 2.064	12:16:02.206	13 -	50.746	+ 5.207	12:28:17.579
4 -	46.176	+ 0.637	12:16:48.382	14 -	45.714	+ 0.175	12:29:03.293
5 -	46.036	+ 0.497	12:17:34.418	15 -	45.539		12:29:48.832
6 -	46.114	+ 0.575	12:18:20.532	16 -	47.810	+ 2.271	12:30:36.642
7 -	50.979	+ 5.440	12:19:11.511	17 -	45.924	+ 0.385	12:31:22.566
8 -	46.266	+ 0.727	12:19:57.777	18 -	45.572	+ 0.033	12:32:08.138
9 -	45.961	+ 0.422	12:20:43.738	19 -	46.920	+ 1.381	12:32:55.058
10 -	45.686	+ 0.147	12:21:29.424				
7		Callum BOWYER (GBR)			Antel Motorsport		
1 -	57.425	+ 11.367	12:11:02.920	14 -	46.439	+ 0.381	12:21:22.185
2 -	49.891	+ 3.833	12:11:52.811	15 -	46.573	+ 0.515	12:22:08.758
3 -	48.411	+ 2.353	12:12:41.222	16 -	3:15.411 P	+ 2:29.353	12:25:24.169
4 -	48.355	+ 2.297	12:13:29.577	17 -	54.613	+ 8.555	12:26:18.782
5 -	48.887	+ 2.829	12:14:18.464	18 -	48.710	+ 2.652	12:27:07.492
6 -	49.727	+ 3.669	12:15:08.191	19 -	47.200	+ 1.142	12:27:54.692
7 -	47.312	+ 1.254	12:15:55.503	20 -	50.706	+ 4.648	12:28:45.398
8 -	46.896	+ 0.838	12:16:42.399	21 -	46.480	+ 0.422	12:29:31.878
9 -	46.763	+ 0.705	12:17:29.162	22 -	46.294	+ 0.236	12:30:18.172

Weather / Track : Cloudy / Dry

Brands Hatch Indy
Circuit Length = 1.2079 miles
Start: 12:10 End: 12:33

Protyre Formula Renault BARC Championship

QUALIFYING - RACE 16 - LAP ANALYSIS

10 -	46.793	+ 0.735	12:18:15.955	23 -	46.237	+ 0.179	12:31:04.409
11 -	46.532	+ 0.474	12:19:02.487	24 -	46.058		12:31:50.467
12 -	46.722	+ 0.664	12:19:49.209	25 -	46.399	+ 0.341	12:32:36.866
13 -	46.537	+ 0.479	12:20:35.746				
8	Dino ZAMPARELLI (GBR)			Antel Motorsport			
1 -	1:06.116	+ 20.761	12:11:15.173	14 -	45.596	+ 0.241	12:21:38.085
2 -	54.498	+ 9.143	12:12:09.671	15 -	53.655	+ 8.300	12:22:31.740
3 -	47.200	+ 1.845	12:12:56.871	16 -	2:45.049 P	+ 1:59.694	12:25:16.789
4 -	48.614	+ 3.259	12:13:45.485	17 -	57.951	+ 12.596	12:26:14.740
5 -	46.831	+ 1.476	12:14:32.316	18 -	46.276	+ 0.921	12:27:01.016
6 -	46.165	+ 0.810	12:15:18.481	19 -	45.851	+ 0.496	12:27:46.867
7 -	51.092	+ 5.737	12:16:09.573	20 -	45.535	+ 0.180	12:28:32.402
8 -	45.815	+ 0.460	12:16:55.388	21 -	45.528	+ 0.173	12:29:17.930
9 -	47.568	+ 2.213	12:17:42.956	22 -	45.491	+ 0.136	12:30:03.421
10 -	45.950	+ 0.595	12:18:28.906	23 -	45.355		12:30:48.776
11 -	48.522	+ 3.167	12:19:17.428	24 -	47.708	+ 2.353	12:31:36.484
12 -	45.712	+ 0.357	12:20:03.140	25 -	45.539	+ 0.184	12:32:22.023
13 -	49.349	+ 3.994	12:20:52.489				
9	Zaamin JAFFER (IND)			Hillspeed			
1 -	58.913	+ 13.047	12:13:34.549	13 -	2:44.975 P	+ 1:59.109	12:25:10.547
2 -	51.434	+ 5.568	12:14:25.983	14 -	52.102	+ 6.236	12:26:02.649
3 -	51.372	+ 5.506	12:15:17.355	15 -	46.305	+ 0.439	12:26:48.954
4 -	48.205	+ 2.339	12:16:05.560	16 -	45.944	+ 0.078	12:27:34.898
5 -	47.141	+ 1.275	12:16:52.701	17 -	46.188	+ 0.322	12:28:21.086
6 -	48.324	+ 2.458	12:17:41.025	18 -	46.226	+ 0.360	12:29:07.312
7 -	49.630	+ 3.764	12:18:30.655	19 -	45.866		12:29:53.178
8 -	47.433	+ 1.567	12:19:18.088	20 -	45.954	+ 0.088	12:30:39.132
9 -	46.362	+ 0.496	12:20:04.450	21 -	45.958	+ 0.092	12:31:25.090
10 -	46.151	+ 0.285	12:20:50.601	22 -	45.901	+ 0.035	12:32:10.991
11 -	46.119	+ 0.253	12:21:36.720	23 -	45.899	+ 0.033	12:32:56.890
12 -	48.852	+ 2.986	12:22:25.572				
14	Matthew MASON (GBR)			MGR Motorsport			
1 -	56.591	+ 10.957	12:11:49.897	13 -	46.329	+ 0.695	12:21:15.105
2 -	48.562	+ 2.928	12:12:38.459	14 -	45.958	+ 0.324	12:22:01.063
3 -	47.972	+ 2.338	12:13:26.431	15 -	46.021	+ 0.387	12:22:47.084
4 -	49.446	+ 3.812	12:14:15.877	16 -	3:23.153 P	+ 2:37.519	12:26:10.237
5 -	48.572	+ 2.938	12:15:04.449	17 -	51.620	+ 5.986	12:27:01.857
6 -	46.612	+ 0.978	12:15:51.061	18 -	46.142	+ 0.508	12:27:47.999
7 -	46.277	+ 0.643	12:16:37.338	19 -	45.848	+ 0.214	12:28:33.847
8 -	46.097	+ 0.463	12:17:23.435	20 -	45.826	+ 0.192	12:29:19.673
9 -	46.196	+ 0.562	12:18:09.631	21 -	45.723	+ 0.089	12:30:05.396
10 -	46.023	+ 0.389	12:18:55.654	22 -	45.634		12:30:51.030
11 -	47.168	+ 1.534	12:19:42.822	23 -	45.945	+ 0.311	12:31:36.975
12 -	45.954	+ 0.320	12:20:28.776	24 -	45.805	+ 0.171	12:32:22.780
17	Tom WALKER (GBR)			VWA Racing			
1 -	1:05.895	+ 18.621	12:11:17.889	12 -	47.736	+ 0.462	12:20:11.134
2 -	53.182	+ 5.908	12:12:11.071	13 -	48.041	+ 0.767	12:20:59.175
3 -	48.690	+ 1.416	12:12:59.761	14 -	47.810	+ 0.536	12:21:46.985
4 -	48.095	+ 0.821	12:13:47.856	15 -	50.994	+ 3.720	12:22:37.979
5 -	48.507	+ 1.233	12:14:36.363	16 -	2:40.043 P	+ 1:52.769	12:25:18.022
6 -	48.301	+ 1.027	12:15:24.664	17 -	1:01.212	+ 13.938	12:26:19.234
7 -	47.558	+ 0.284	12:16:12.222	18 -	51.466	+ 4.192	12:27:10.700
8 -	48.600	+ 1.326	12:17:00.822	19 -	48.595	+ 1.321	12:27:59.295
9 -	47.488	+ 0.214	12:17:48.310	20 -	49.614	+ 2.340	12:28:48.909
10 -	47.550	+ 0.276	12:18:35.860	21 -	47.274		12:29:36.183
11 -	47.538	+ 0.264	12:19:23.398				
18	Steven DURRANT (GBR)			RPD Motorsport			
1 -	56.329	+ 10.711	12:11:22.045	12 -	2:44.879 P	+ 1:59.261	12:22:03.015

Weather / Track : Cloudy / Dry

Brands Hatch Indy
Circuit Length = 1.2079 miles
Start: 12:10 End: 12:33

Protyre Formula Renault BARC Championship

QUALIFYING - RACE 16 - LAP ANALYSIS

2 -	51.819	+ 6.201	12:12:13.864	13 -	3:24.988	+ 2:39.370	12:25:28.003
3 -	47.695	+ 2.077	12:13:01.559	14 -	54.013	+ 8.395	12:26:22.016
4 -	46.909	+ 1.291	12:13:48.468	15 -	47.561	+ 1.943	12:27:09.577
5 -	47.164	+ 1.546	12:14:35.632	16 -	46.339	+ 0.721	12:27:55.916
6 -	46.610	+ 0.992	12:15:22.242	17 -	48.149	+ 2.531	12:28:44.065
7 -	48.821	+ 3.203	12:16:11.063	18 -	45.988	+ 0.370	12:29:30.053
8 -	46.376	+ 0.758	12:16:57.439	19 -	45.740	+ 0.122	12:30:15.793
9 -	48.037	+ 2.419	12:17:45.476	20 -	45.618		12:31:01.411
10 -	46.332	+ 0.714	12:18:31.808	21 -	45.945	+ 0.327	12:31:47.356
11 -	46.328	+ 0.710	12:19:18.136	22 -	45.657	+ 0.039	12:32:33.013
23	Russell DANZEY (GBR)			MGR Motorsport			
1 -	58.967	+ 13.163	12:11:49.273	14 -	45.961	+ 0.157	12:22:02.556
2 -	50.189	+ 4.385	12:12:39.462	15 -	46.657	+ 0.853	12:22:49.213
3 -	47.834	+ 2.030	12:13:27.296	16 -	2:48.694 P	+ 2:02.890	12:25:37.907
4 -	50.174	+ 4.370	12:14:17.470	17 -	51.634	+ 5.830	12:26:29.541
5 -	48.016	+ 2.212	12:15:05.486	18 -	46.329	+ 0.525	12:27:15.870
6 -	47.190	+ 1.386	12:15:52.676	19 -	46.340	+ 0.536	12:28:02.210
7 -	46.549	+ 0.745	12:16:39.225	20 -	53.241	+ 7.437	12:28:55.451
8 -	46.317	+ 0.513	12:17:25.542	21 -	46.979	+ 1.175	12:29:42.430
9 -	46.289	+ 0.485	12:18:11.831	22 -	46.109	+ 0.305	12:30:28.539
10 -	46.278	+ 0.474	12:18:58.109	23 -	45.804		12:31:14.343
11 -	46.314	+ 0.510	12:19:44.423	24 -	47.217	+ 1.413	12:32:01.560
12 -	46.074	+ 0.270	12:20:30.497	25 -	45.890	+ 0.086	12:32:47.450
13 -	46.098	+ 0.294	12:21:16.595				
25	Victor JIMENEZ (BRA)			Fortec Motorsport			
1 -	1:15.655	+ 28.054	12:11:49.259	4 -	56.848	+ 9.247	12:14:34.112
2 -	58.124	+ 10.523	12:12:47.383	5 -	47.601		12:15:21.713
3 -	49.881	+ 2.280	12:13:37.264	6 -	49.167	+ 1.566	12:16:10.880
26	Macaulay WALSH (GBR)			SWB Motorsport			
1 -	58.164	+ 12.163	12:12:53.184	12 -	4:18.622 P	+ 3:32.621	12:25:38.958
2 -	53.993	+ 7.992	12:13:47.177	13 -	56.597	+ 10.596	12:26:35.555
3 -	47.830	+ 1.829	12:14:35.007	14 -	46.689	+ 0.688	12:27:22.244
4 -	54.892	+ 8.891	12:15:29.899	15 -	46.206	+ 0.205	12:28:08.450
5 -	48.149	+ 2.148	12:16:18.048	16 -	46.072	+ 0.071	12:28:54.522
6 -	51.235	+ 5.234	12:17:09.283	17 -	54.037	+ 8.036	12:29:48.559
7 -	46.988	+ 0.987	12:17:56.271	18 -	46.095	+ 0.094	12:30:34.654
8 -	59.254	+ 13.253	12:18:55.525	19 -	46.001		12:31:20.655
9 -	51.800	+ 5.799	12:19:47.325	20 -	46.078	+ 0.077	12:32:06.733
10 -	46.617	+ 0.616	12:20:33.942	21 -	46.094	+ 0.093	12:32:52.827
11 -	46.394	+ 0.393	12:21:20.336				
27	Jack DEX (GBR)			SWB Motorsport			
1 -	1:00.924	+ 14.537	12:11:36.305	14 -	46.884	+ 0.497	12:21:57.995
2 -	49.818	+ 3.431	12:12:26.123	15 -	47.341	+ 0.954	12:22:45.336
3 -	52.696	+ 6.309	12:13:18.819	16 -	2:58.618 P	+ 2:12.231	12:25:43.954
4 -	48.015	+ 1.628	12:14:06.834	17 -	54.677	+ 8.290	12:26:38.631
5 -	47.791	+ 1.404	12:14:54.625	18 -	46.857	+ 0.470	12:27:25.488
6 -	47.008	+ 0.621	12:15:41.633	19 -	46.950	+ 0.563	12:28:12.438
7 -	47.139	+ 0.752	12:16:28.772	20 -	46.523	+ 0.136	12:28:58.961
8 -	47.407	+ 1.020	12:17:16.179	21 -	47.565	+ 1.178	12:29:46.526
9 -	47.023	+ 0.636	12:18:03.202	22 -	46.610	+ 0.223	12:30:33.136
10 -	47.234	+ 0.847	12:18:50.436	23 -	46.387		12:31:19.523
11 -	46.820	+ 0.433	12:19:37.256	24 -	47.092	+ 0.705	12:32:06.615
12 -	47.100	+ 0.713	12:20:24.356	25 -	47.641	+ 1.254	12:32:54.256
13 -	46.755	+ 0.368	12:21:11.111				
28	Andrew JARMAN (GBR)			SWB Motorsport			
1 -	1:06.130	+ 20.000	12:11:43.592	13 -	46.384	+ 0.254	12:21:24.276
2 -	51.214	+ 5.084	12:12:34.806	14 -	46.446	+ 0.316	12:22:10.722
3 -	50.280	+ 4.150	12:13:25.086	15 -	3:20.148 P	+ 2:34.018	12:25:30.870

Weather / Track : Cloudy / Dry

Brands Hatch Indy
Circuit Length = 1.2079 miles
Start: 12:10 End: 12:33

Protyre Formula Renault BARC Championship

QUALIFYING - RACE 16 - LAP ANALYSIS

4 -	50.490	+ 4.360	12:14:15.576	16 -	59.127	+ 12.997	12:26:29.997
5 -	49.633	+ 3.503	12:15:05.209	17 -	47.076	+ 0.946	12:27:17.073
6 -	50.157	+ 4.027	12:15:55.366	18 -	46.669	+ 0.539	12:28:03.742
7 -	48.737	+ 2.607	12:16:44.103	19 -	46.355	+ 0.225	12:28:50.097
8 -	47.193	+ 1.063	12:17:31.296	20 -	46.363	+ 0.233	12:29:36.460
9 -	46.797	+ 0.667	12:18:18.093	21 -	46.615	+ 0.485	12:30:23.075
10 -	46.690	+ 0.560	12:19:04.783	22 -	46.130		12:31:09.205
11 -	46.632	+ 0.502	12:19:51.415	23 -	53.383	+ 7.253	12:32:02.588
12 -	46.477	+ 0.347	12:20:37.892	24 -	46.499	+ 0.369	12:32:49.087
29	Raoul OWENS (GBR)			SWB Motorsport			
1 -	1:02.920	+ 16.479	12:11:37.284	14 -	46.789	+ 0.348	12:21:54.499
2 -	49.589	+ 3.148	12:12:26.873	15 -	47.257	+ 0.816	12:22:41.756
3 -	48.147	+ 1.706	12:13:15.020	16 -	2:50.970 P	+ 2:04.529	12:25:32.726
4 -	47.799	+ 1.358	12:14:02.819	17 -	1:00.374	+ 13.933	12:26:33.100
5 -	47.905	+ 1.464	12:14:50.724	18 -	47.224	+ 0.783	12:27:20.324
6 -	47.379	+ 0.938	12:15:38.103	19 -	46.729	+ 0.288	12:28:07.053
7 -	47.149	+ 0.708	12:16:25.252	20 -	46.576	+ 0.135	12:28:53.629
8 -	47.291	+ 0.850	12:17:12.543	21 -	46.711	+ 0.270	12:29:40.340
9 -	46.964	+ 0.523	12:17:59.507	22 -	46.495	+ 0.054	12:30:26.835
10 -	47.268	+ 0.827	12:18:46.775	23 -	46.467	+ 0.026	12:31:13.302
11 -	47.021	+ 0.580	12:19:33.796	24 -	46.487	+ 0.046	12:31:59.789
12 -	47.141	+ 0.700	12:20:20.937	25 -	46.441		12:32:46.230
13 -	46.773	+ 0.332	12:21:07.710				
33	Sean WALKINSHAW (GBR)			Hillspeed			
1 -	1:05.777	+ 19.440	12:11:19.481	14 -	46.732	+ 0.395	12:21:53.602
2 -	56.549	+ 10.212	12:12:16.030	15 -	47.711	+ 1.374	12:22:41.313
3 -	51.268	+ 4.931	12:13:07.298	16 -	2:39.397 P	+ 1:53.060	12:25:20.710
4 -	49.082	+ 2.745	12:13:56.380	17 -	57.540	+ 11.203	12:26:18.250
5 -	48.826	+ 2.489	12:14:45.206	18 -	48.822	+ 2.485	12:27:07.072
6 -	48.102	+ 1.765	12:15:33.308	19 -	46.834	+ 0.497	12:27:53.906
7 -	47.730	+ 1.393	12:16:21.038	20 -	47.231	+ 0.894	12:28:41.137
8 -	48.797	+ 2.460	12:17:09.835	21 -	46.970	+ 0.633	12:29:28.107
9 -	47.605	+ 1.268	12:17:57.440	22 -	46.354	+ 0.017	12:30:14.461
10 -	48.461	+ 2.124	12:18:45.901	23 -	46.337		12:31:00.798
11 -	47.205	+ 0.868	12:19:33.106	24 -	47.744	+ 1.407	12:31:48.542
12 -	47.032	+ 0.695	12:20:20.138	25 -	49.650	+ 3.313	12:32:38.192
13 -	46.732	+ 0.395	12:21:06.870				
35	Hector HURST (GBR)			Scorpio Motorsport			
1 -	59.270	+ 13.522	12:15:09.991	11 -	3:13.300 P	+ 2:27.552	12:25:27.194
2 -	48.572	+ 2.824	12:15:58.563	12 -	54.000	+ 8.252	12:26:21.194
3 -	47.136	+ 1.388	12:16:45.699	13 -	46.932	+ 1.184	12:27:08.126
4 -	46.698	+ 0.950	12:17:32.397	14 -	53.722	+ 7.974	12:28:01.848
5 -	46.197	+ 0.449	12:18:18.594	15 -	46.384	+ 0.636	12:28:48.232
6 -	50.853	+ 5.105	12:19:09.447	16 -	45.952	+ 0.204	12:29:34.184
7 -	46.153	+ 0.405	12:19:55.600	17 -	45.748		12:30:19.932
8 -	46.013	+ 0.265	12:20:41.613	18 -	46.188	+ 0.440	12:31:06.120
9 -	46.028	+ 0.280	12:21:27.641	19 -	45.925	+ 0.177	12:31:52.045
10 -	46.253	+ 0.505	12:22:13.894	20 -	46.419	+ 0.671	12:32:38.464
36	James THORP (GBR)			MTechlite Ltd			
1 -	1:20.064	+ 34.559	12:12:26.696	11 -	47.451	+ 1.946	12:20:26.189
2 -	55.938	+ 10.433	12:13:22.634	12 -	45.922	+ 0.417	12:21:12.111
3 -	49.714	+ 4.209	12:14:12.348	13 -	47.710	+ 2.205	12:21:59.821
4 -	47.242	+ 1.737	12:14:59.590	14 -	3:21.708 P	+ 2:36.203	12:25:21.529
5 -	46.672	+ 1.167	12:15:46.262	15 -	54.734	+ 9.229	12:26:16.263
6 -	46.420	+ 0.915	12:16:32.682	16 -	47.591	+ 2.086	12:27:03.854
7 -	47.669	+ 2.164	12:17:20.351	17 -	45.863	+ 0.358	12:27:49.717
8 -	45.986	+ 0.481	12:18:06.337	18 -	45.711	+ 0.206	12:28:35.428
9 -	46.499	+ 0.994	12:18:52.836	19 -	45.666	+ 0.161	12:29:21.094
10 -	45.902	+ 0.397	12:19:38.738	20 -	45.505		12:30:06.599

Weather / Track : Cloudy / Dry

Brands Hatch Indy
Circuit Length = 1.2079 miles
Start: 12:10 End: 12:33

Protyre Formula Renault BARC Championship

QUALIFYING - RACE 16 - LAP ANALYSIS

43 David WAGNER (GBR)		MGR Motorsport					
1 -	1:04.807	+ 18.933	12:12:14.565	10 -	46.696	+ 0.822	12:21:34.930
2 -	51.335	+ 5.461	12:13:05.900	11 -	46.738	+ 0.864	12:22:21.668
3 -	49.257	+ 3.383	12:13:55.157	12 -	6:19.790 P	+ 5:33.916	12:28:41.458
4 -	48.066	+ 2.192	12:14:43.223	13 -	56.928	+ 11.054	12:29:38.386
5 -	47.361	+ 1.487	12:15:30.584	14 -	46.738	+ 0.864	12:30:25.124
6 -	2:49.124 P	+ 2:03.250	12:18:19.708	15 -	45.953	+ 0.079	12:31:11.077
7 -	54.852	+ 8.978	12:19:14.560	16 -	46.436	+ 0.562	12:31:57.513
8 -	47.056	+ 1.182	12:20:01.616	17 -	45.874		12:32:43.387
9 -	46.618	+ 0.744	12:20:48.234				
55 Ivan TARANOV (RUS)		Team Daytona					
1 -	1:04.618	+ 18.385	12:11:15.187	14 -	46.833	+ 0.600	12:21:35.567
2 -	49.813	+ 3.580	12:12:05.000	15 -	46.578	+ 0.345	12:22:22.145
3 -	48.481	+ 2.248	12:12:53.481	16 -	3:18.288 P	+ 2:32.055	12:25:40.433
4 -	48.291	+ 2.058	12:13:41.772	17 -	51.563	+ 5.330	12:26:31.996
5 -	48.019	+ 1.786	12:14:29.791	18 -	47.048	+ 0.815	12:27:19.044
6 -	47.745	+ 1.512	12:15:17.536	19 -	46.805	+ 0.572	12:28:05.849
7 -	48.613	+ 2.380	12:16:06.149	20 -	46.625	+ 0.392	12:28:52.474
8 -	47.356	+ 1.123	12:16:53.505	21 -	46.356	+ 0.123	12:29:38.830
9 -	47.186	+ 0.953	12:17:40.691	22 -	46.778	+ 0.545	12:30:25.608
10 -	46.985	+ 0.752	12:18:27.676	23 -	46.501	+ 0.268	12:31:12.109
11 -	47.275	+ 1.042	12:19:14.951	24 -	46.233		12:31:58.342
12 -	47.178	+ 0.945	12:20:02.129	25 -	46.325	+ 0.092	12:32:44.667
13 -	46.605	+ 0.372	12:20:48.734				
77 Kourosh KHANI (IRI)		Scorpio Motorsport					
1 -	1:00.781	+ 15.259	12:15:16.583	11 -	2:46.128 P	+ 2:00.606	12:25:22.828
2 -	59.057	+ 13.535	12:16:15.640	12 -	53.931	+ 8.409	12:26:16.759
3 -	49.046	+ 3.524	12:17:04.686	13 -	49.248	+ 3.726	12:27:06.007
4 -	51.038	+ 5.516	12:17:55.724	14 -	46.071	+ 0.549	12:27:52.078
5 -	46.778	+ 1.256	12:18:42.502	15 -	45.759	+ 0.237	12:28:37.837
6 -	46.527	+ 1.005	12:19:29.029	16 -	45.760	+ 0.238	12:29:23.597
7 -	46.104	+ 0.582	12:20:15.133	17 -	45.653	+ 0.131	12:30:09.250
8 -	46.211	+ 0.689	12:21:01.344	18 -	45.542	+ 0.020	12:30:54.792
9 -	46.032	+ 0.510	12:21:47.376	19 -	46.983	+ 1.461	12:31:41.775
10 -	49.324	+ 3.802	12:22:36.700	20 -	45.522		12:32:27.297

Weather / Track : Cloudy / Dry

Brands Hatch Indy
Circuit Length = 1.2079 miles
Start: 12:10 End: 12:33



Protyre Formula Renault BARC Championship RACE 16 - GRID



ROW 11	47.274 17 Tom WALKER	47.601 25 Victor JIMENEZ
ROW 10	46.387 27 Jack DEX	46.441 29 Raoul OWENS
ROW 9	46.233 55 Ivan TARANOV	46.337 33 Sean WALKINSHAW
ROW 8	46.058 7 Callum BOWYER	46.130 28 Andrew JARMAN
ROW 7	45.874 43 David WAGNER	46.001 26 Macaulay WALSH
ROW 6	45.804 23 Russell DANZEY	45.866 9 Zaamin JAFFER
ROW 5	45.634 14 Matthew MASON	45.748 35 Hector HURST
ROW 4	45.582 1 Howard FULLER	45.618 18 Steven DURRANT
ROW 3	45.529 2 Archie HAMILTON	45.539 5 Josh WEBSTER
ROW 2	45.522 77 Kourosh KHANI	45.523 4 Kieran VERNON
ROW 1	45.355 8 Dino ZAMPARELLI	45.505 36 James THORP

Pole



Brands Hatch Indy
Circuit Length = 1.2079 miles

These results are provisional until the conclusion of any judicial and technical matters.

Clerk of Course :		Timekeeper :
-------------------	--	--------------

Printed - 12.34 Saturday, 14 May 2011





Protyre Formula Renault BARC Championship RACE 9 - CLASSIFICATION



POS	NO	CL	NAME	NAT	ENTRY	LAPS	TIME	GAP	DIFF	MPH	BEST	ON
1	4		Kieran VERNON	GBR	Fortec Motorsport	19	16:02.974			85.80	45.427	17
2	5		Josh WEBSTER	GBR	Fortec Motorsport	19	16:04.142	1.168	1.168	85.69	45.658	18
3	2		Archie HAMILTON	GBR	Fortec Motorsport	19	16:06.086	3.112	1.944	85.52	45.910	16
4	77		Kourosh KHANI	IRI	Scorpio Motorsport	19	16:06.354	3.380	0.268	85.50	45.864	13
5	1		Howard FULLER	GBR	Hillspeed	19	16:06.968	3.994	0.614	85.44	45.844	16
6	8		Dino ZAMPARELLI	GBR	Antel Motorsport	19	16:07.800	4.826	0.832	85.37	45.908	16
7	9		Zaamin JAFFER	IND	Hillspeed	19	16:09.102	6.128	1.302	85.25	45.997	16
8	18		Steven DURRANT	GBR	RPD Motorsport	19	16:14.337	11.363	5.235	84.79	46.486	17
9	14		Matthew MASON	GBR	MGR Motorsport	19	16:14.844	11.870	0.507	84.75	46.205	17
10	36		James THORP	GBR	MTechlite Ltd	19	16:15.080	12.106	0.236	84.73	46.107	18
11	7		Callum BOWYER	GBR	Antel Motorsport	19	16:15.282	12.308	0.202	84.71	46.260	14
12	43		David WAGNER	GBR	MGR Motorsport	19	16:15.793	12.819	0.511	84.67	46.206	19
13	23		Russell DANZEY	GBR	MGR Motorsport	19	16:19.597	16.623	3.804	84.34	45.964	19
14	29		Raoul OWENS	GBR	SWB Motorsport	19	16:22.372	19.398	2.775	84.10	46.837	14
15	55		Ivan TARANOV	RUS	Team Daytona	19	16:22.794	19.820	0.422	84.06	46.475	14
16	27		Jack DEX	GBR	SWB Motorsport	19	16:26.480	23.506	3.686	83.75	46.832	14
17	17		Tom WALKER	GBR	VVA Racing	19	16:29.690	26.716	3.210	83.48	46.805	17

NOT CLASSIFIED

<i>DNF</i>	33		Sean WALKINSHAW	GBR	Hillspeed	6	4:57.757	13 laps	13 laps	87.62	47.310	6
<i>DNF</i>	28		Andrew JARMAN	GBR	SWB Motorsport	5	4:05.617	14 laps	1 lap	88.52	46.713	5
<i>DNF</i>	25		Victor JIMENEZ	BRA	Fortec Motorsport	0						
<i>DNF</i>	26		Macaulay WALSH	GBR	SWB Motorsport	0						
<i>DNF</i>	35		Hector HURST	GBR	Scorpio Motorsport	0						

FASTEST LAP

4	Kieran VERNON	GBR	Fortec Motorsport	17	45.427	95.72 mph	154.05 kph
---	----------------------	-----	-------------------	----	--------	-----------	------------

Weather / Track : Cloudy / Dry

These results are provisional until the conclusion of any judicial and technical matters.

Brands Hatch Indy

Circuit Length = 1.2079 miles

Start: 11:42 End: 11:59

Clerk of Course :

Timekeeper :



Protyre Formula Renault BARC Championship
RACE 9 - LAP CHART

Lap 1			Lap 2			Lap 3			Lap 4			Lap 5		
No	Behind	Laptime	No	Behind	Laptime	No	Behind	Laptime	No	Behind	Laptime	No	Behind	Laptime
4		52.745	4		46.722	4		46.240	4		46.066	4		46.117
5	0.076	52.821	5	0.180	46.826	5	0.319	46.379	5	0.278	46.025	5	0.339	46.178
2	0.462	53.207	2	0.742	47.002	2	0.913	46.411	2	1.067	46.220	2	1.031	46.081
77	0.806	53.551	77	1.225	47.141	77	1.482	46.497	77	1.660	46.244	77	1.664	46.121
1	1.194	53.939	1	1.559	47.087	1	1.902	46.583	1	2.162	46.326	1	2.224	46.179
8	2.502	55.247	8	2.853	47.073	8	3.351	46.738	8	3.868	46.583	8	4.228	46.477
9	2.739	55.484	9	3.574	47.557	9	3.964	46.630	9	4.437	46.539	9	4.822	46.502
18	2.766	55.511	18	4.350	48.306	18	5.078	46.968	18	5.875	46.863	18	6.601	46.843
36	3.170	55.915	36	4.717	48.269	36	5.755	47.278	36	6.395	46.706	36	7.033	46.755
14	3.452	56.197	14	5.015	48.285	14	5.991	47.216	14	6.795	46.870	14	7.448	46.770
28	3.868	56.613	28	5.301	48.155	28	6.418	47.357	28	7.131	46.779	28	7.727	46.713
43	4.069	56.814	43	5.429	48.082	7	6.844	47.527	7	7.480	46.702	7	8.062	46.699
7	4.443	57.188	7	5.557	47.836	43	7.725	48.536	43	8.495	46.836	43	8.939	46.561
55	5.308	58.053	55	6.439	47.853	55	8.450	48.251	55	9.432	47.048	55	10.033	46.718
27	5.892	58.637	27	7.663	48.493	27	9.349	47.926	27	10.981	47.698	27	12.067	47.203
33	6.504	59.249	33	8.020	48.238	33	9.784	48.004	33	11.351	47.633	33	12.557	47.323
29	6.948	59.693	29	8.595	48.369	29	10.407	48.052	29	11.819	47.478	29	12.976	47.274
17	7.288	1:00.033	17	8.968	48.402	17	10.682	47.954	17	12.127	47.511	17	13.252	47.242
23	16.856	1:09.601	23	17.403	47.269	23	17.812	46.649	23	18.315	46.569	23	18.681	46.483

Weather / Track : Cloudy / Dry

Brands Hatch Indy
 Circuit Length = 1.2079 miles
 Start: 11:42 End: 11:59

Protyre Formula Renault BARC Championship
RACE 9 - LAP CHART

Lap 6			Lap 7			Lap 8			Lap 9			Lap 10		
No	Behind	Laptime	No	Behind	Laptime	No	Behind	Laptime	No	Behind	Laptime	No	Behind	Laptime
4		45.998	4		46.112	4		46.958	4		1:04.780	4		1:19.934
5	0.519	46.178	5	0.392	45.985	5	0.494	47.060	5	0.406	1:04.692	5	0.566	1:20.094
2	1.060	46.027	2	1.086	46.138	2	1.059	46.931	2	1.289	1:05.010	2	1.236	1:19.881
77	1.634	45.968	77	1.424	45.902	77	1.626	47.160	77	1.649	1:04.803	77	1.968	1:20.253
1	2.133	45.907	1	2.061	46.040	1	2.856	47.753	1	2.021	1:03.945	1	2.409	1:20.322
8	4.579	46.349	8	4.795	46.328	8	4.603	46.766	8	2.629	1:02.806	8	3.305	1:20.610
9	5.245	46.421	9	5.419	46.286	9	5.788	47.327	9	2.985	1:01.977	9	4.009	1:20.958
18	7.280	46.677	18	8.000	46.832	18	11.041	49.999	18	7.129	1:00.868	18	5.770	1:18.575
36	7.757	46.722	36	8.274	46.629	36	11.655	50.339	36	8.086	1:01.211	36	6.685	1:18.533
14	8.153	46.703	14	8.654	46.613	14	12.298	50.602	14	8.441	1:00.923	14	7.457	1:18.950
7	8.833	46.769	7	9.019	46.298	7	12.709	50.648	7	8.642	1:00.713	7	7.923	1:19.215
43	9.944	47.003	43	10.260	46.428	43	13.598	50.296	43	9.584	1:00.766	43	9.891	1:20.241
55	10.578	46.543	27	14.218	47.019	27	14.524	47.264	27	10.208	1:00.464	27	11.506	1:21.232
27	13.311	47.242	29	15.379	47.208	29	15.931	47.510	29	11.198	1:00.047	17	12.541	1:20.542
33	13.869	47.310	17	16.221	47.412	17	18.574	49.311	17	11.933	58.139	23	13.291	1:20.809
29	14.283	47.305	23	19.304	46.402	23	19.378	47.032	23	12.416	57.818	55	14.095	1:20.434
17	14.921	47.667	55	26.583	1:02.117	55	30.122	50.497	55	13.595	48.253	29	14.451	1:23.187
23	19.014	46.331												

Weather / Track : Cloudy / Dry

Brands Hatch Indy
 Circuit Length = 1.2079 miles
 Start: 11:42 End: 11:59

Protyre Formula Renault BARC Championship
RACE 9 - LAP CHART

Lap 11			Lap 12			Lap 13			Lap 14			Lap 15		
No	Behind	Laptime	No	Behind	Laptime	No	Behind	Laptime	No	Behind	Laptime	No	Behind	Laptime
4		1:15.312	4		45.964	4		45.735	4		45.794	4		45.763
5	0.312	1:15.058	5	0.568	46.220	5	0.624	45.791	5	0.690	45.860	5	0.823	45.896
2	0.605	1:14.681	2	1.099	46.458	2	1.423	46.059	2	1.572	45.943	2	1.787	45.978
77	0.835	1:14.179	77	1.661	46.790	77	1.790	45.864	77	1.931	45.935	77	2.137	45.969
1	1.311	1:14.214	1	1.970	46.623	1	2.284	46.049	1	2.579	46.089	1	2.789	45.973
8	1.757	1:13.764	8	2.292	46.499	8	2.916	46.359	8	3.051	45.929	8	3.213	45.925
9	2.062	1:13.365	9	2.880	46.782	9	3.560	46.415	9	4.094	46.328	9	4.509	46.178
18	2.470	1:12.012	18	3.633	47.127	18	5.044	47.146	18	6.223	46.973	18	7.196	46.736
36	3.004	1:11.631	36	3.796	46.756	14	5.512	47.039	14	6.349	46.631	14	7.449	46.863
14	3.510	1:11.365	14	4.208	46.662	36	5.886	47.825	36	6.507	46.415	36	7.913	47.169
7	3.954	1:11.343	7	4.755	46.765	7	6.559	47.539	7	7.025	46.260	7	8.253	46.991
43	4.514	1:09.935	43	5.277	46.727	43	6.909	47.367	43	7.422	46.307	43	8.459	46.800
27	5.445	1:09.251	27	6.900	47.419	27	8.239	47.074	27	9.277	46.832	27	11.092	47.578
29	6.242	1:07.103	29	7.324	47.046	29	8.765	47.176	29	9.808	46.837	23	11.367	46.965
17	6.948	1:09.719	17	8.790	47.806	23	9.756	46.509	23	10.165	46.203	29	11.746	47.701
23	7.521	1:09.542	23	8.982	47.425	55	10.457	46.929	55	11.138	46.475	55	11.962	46.587
55	8.631	1:09.848	55	9.263	46.596	17	11.278	48.223	17	13.148	47.664	17	14.542	47.157

Weather / Track : Cloudy / Dry

Brands Hatch Indy
 Circuit Length = 1.2079 miles
 Start: 11:42 End: 11:59

Protyre Formula Renault BARC Championship
RACE 9 - LAP CHART

Lap 16			Lap 17			Lap 18			Lap 19		
No	Behind	Laptime	No	Behind	Laptime	No	Behind	Laptime	No	Behind	Laptime
4		45.734	4		45.427	4		45.757	4		45.816
5	0.865	45.776	5	1.303	45.865	5	1.204	45.658	5	1.168	45.780
2	1.963	45.910	2	2.544	46.008	2	2.873	46.086	2	3.112	46.055
77	2.391	45.988	77	3.024	46.060	77	3.153	45.886	77	3.380	46.043
1	2.899	45.844	1	3.395	45.923	1	3.883	46.245	1	3.994	45.927
8	3.387	45.908	8	3.984	46.024	8	4.159	45.932	8	4.826	46.483
9	4.772	45.997	9	5.447	46.102	9	5.786	46.096	9	6.128	46.158
18	8.143	46.681	18	9.202	46.486	18	10.263	46.818	18	11.363	46.916
14	9.159	47.444	14	9.937	46.205	14	10.502	46.322	14	11.870	47.184
36	9.409	47.230	36	10.458	46.476	36	10.808	46.107	36	12.106	47.114
7	9.686	47.167	7	10.756	46.497	7	11.585	46.586	7	12.308	46.539
43	9.757	47.032	43	11.005	46.675	43	12.429	47.181	43	12.819	46.206
27	12.582	47.224	27	15.653	48.498	23	16.475	46.463	23	16.623	45.964
23	12.648	47.015	23	15.769	48.548	27	18.101	48.205	29	19.398	47.009
29	13.242	47.230	55	15.972	47.821	29	18.205	47.571	55	19.820	47.025
55	13.578	47.350	29	16.391	48.576	55	18.611	48.396	27	23.506	51.221
17	15.796	46.988	17	17.174	46.805	17	19.097	47.680	17	26.716	53.435

Weather / Track : Cloudy / Dry

Brands Hatch Indy
 Circuit Length = 1.2079 miles
 Start: 11:42 End: 11:59



Protyre Formula Renault BARC Championship RACE 16 - CLASSIFICATION



POS	NO	CL	NAME	NAT	ENTRY	LAPS	TIME	GAP	DIFF	MPH	BEST	ON
1	8		Dino ZAMPARELLI	GBR	Antel Motorsport	20	15:31.212			93.39	45.909	9
2	36		James THORP	GBR	MTechlite Ltd	20	15:34.119	2.907	2.907	93.10	46.115	19
3	77		Kourosh KHANI	IRI	Scorpio Motorsport	20	15:34.668	3.456	0.549	93.05	45.998	17
4	18		Steven DURRANT	GBR	RPD Motorsport	20	15:34.958	3.746	0.290	93.02	45.774	19
5	5		Josh WEBSTER	GBR	Fortec Motorsport	20	15:35.245	4.033	0.287	92.99	45.783	15
6	2		Archie HAMILTON	GBR	Fortec Motorsport	20	15:36.228	5.016	0.983	92.89	45.938	16
7	14		Matthew MASON	GBR	MGR Motorsport	20	15:36.509	5.297	0.281	92.86	45.840	19
8	1		Howard FULLER	GBR	Hillspeed	20	15:38.454	7.242	1.945	92.67	45.887	10
9	9		Zaamin JAFFER	IND	Hillspeed	20	15:40.199	8.987	1.745	92.50	46.089	18
10	23		Russell DANZEY	GBR	MGR Motorsport	20	15:41.092	9.880	0.893	92.41	46.067	16
11	43		David WAGNER	GBR	MGR Motorsport	20	15:41.474	10.262	0.382	92.37	46.048	14
12	35		Hector HURST	GBR	Scorpio Motorsport	20	15:42.152	10.940	0.678	92.31	45.794	15
13	26		Macaulay WALSH	GBR	SWB Motorsport	20	15:44.064	12.852	1.912	92.12	46.033	19
14	7		Callum BOWYER	GBR	Antel Motorsport	20	15:46.012	14.800	1.948	91.93	46.209	16
15	25		Victor JIMENEZ	BRA	Fortec Motorsport	20	15:46.263	15.051	0.251	91.91	45.709	14
16	55		Ivan TARANOV	RUS	Team Daytona	20	15:53.523	22.311	7.260	91.21	46.527	15
17	27		Jack DEX	GBR	SWB Motorsport	20	15:53.938	22.726	0.415	91.17	46.698	19
18	17		Tom WALKER	GBR	VVA Racing	20	15:58.560	27.348	4.622	90.73	46.794	16
19	29		Raoul OWENS	GBR	SWB Motorsport	20	15:58.862	27.650	0.302	90.70	46.783	15
20	33		Sean WALKINSHAW	GBR	Hillspeed	20	16:07.726	36.514	8.864	89.87	46.741	20
NOT CLASSIFIED												
DNF	4		Kieran VERNON	GBR	Fortec Motorsport	10	7:53.432	10 laps	10 laps	91.85	46.195	10
FASTEST LAP												
	25		Victor JIMENEZ	BRA	Fortec Motorsport	14	45.709		95.13 mph		153.10 kph	

Weather / Track : Cloudy / Dry
 These results are provisional until the conclusion of any judicial and technical matters.

Brands Hatch Indy
 Circuit Length = 1.2079 miles
 Start: 16:34 End: 16:51

Clerk of Course :	Timekeeper :
-------------------	--------------



Protyre Formula Renault BARC Championship
RACE 16 - LAP CHART

Lap 1			Lap 2			Lap 3			Lap 4			Lap 5		
No	Behind	Laptime	No	Behind	Laptime	No	Behind	Laptime	No	Behind	Laptime	No	Behind	Laptime
8		52.896	8		46.797	8		46.614	8		46.443	8		46.183
36	0.943	53.839	36	1.214	47.068	36	1.179	46.579	36	1.312	46.576	36	1.686	46.557
77	1.858	54.754	77	2.607	47.546	77	2.346	46.353	77	2.205	46.302	77	2.330	46.308
4	2.038	54.934	4	3.065	47.824	4	3.268	46.817	4	3.086	46.261	4	3.139	46.236
5	2.183	55.079	18	3.726	48.241	18	3.505	46.393	18	3.656	46.594	18	3.795	46.322
18	2.282	55.178	5	3.909	48.523	5	4.263	46.968	5	4.429	46.609	5	4.623	46.377
2	2.728	55.624	2	4.327	48.396	2	4.717	47.004	2	4.910	46.636	2	5.188	46.461
14	3.392	56.288	14	4.677	48.082	14	5.191	47.128	14	5.482	46.734	14	5.725	46.426
1	3.465	56.361	1	4.939	48.271	1	5.430	47.105	1	5.820	46.833	1	6.355	46.718
9	4.157	57.053	9	5.181	47.821	9	5.937	47.370	9	6.397	46.903	9	6.931	46.717
23	4.378	57.274	23	5.387	47.806	23	6.249	47.476	23	6.757	46.951	23	7.409	46.835
43	4.539	57.435	43	5.776	48.034	43	6.615	47.453	43	7.129	46.957	43	7.863	46.917
26	5.436	58.332	26	6.673	48.034	26	7.259	47.200	26	7.749	46.933	26	8.501	46.935
35	5.546	58.442	35	7.254	48.505	35	7.745	47.105	35	8.204	46.902	35	8.922	46.901
7	5.768	58.664	7	7.548	48.577	7	8.122	47.188	7	8.707	47.028	7	9.221	46.697
55	6.004	58.900	25	7.820	48.079	25	8.425	47.219	25	9.207	47.225	25	9.648	46.624
27	6.491	59.387	55	8.543	49.336	55	9.642	47.713	55	10.603	47.404	55	11.444	47.024
25	6.538	59.434	27	9.229	49.535	27	10.566	47.951	27	11.896	47.773	27	12.914	47.201
17	7.448	1:00.344	17	9.610	48.959	17	10.794	47.798	17	12.650	48.299	17	13.665	47.198
29	7.895	1:00.791	29	9.957	48.859	29	11.221	47.878	29	12.960	48.182	29	14.210	47.433
33	8.470	1:01.366	33	11.469	49.796	33	13.618	48.763	33	15.535	48.360	33	17.067	47.715

Weather / Track : Cloudy / Dry

Brands Hatch Indy
 Circuit Length = 1.2079 miles
 Start: 16:34 End: 16:51

Protyre Formula Renault BARC Championship
RACE 16 - LAP CHART

Lap 6			Lap 7			Lap 8			Lap 9			Lap 10		
No	Behind	Laptime	No	Behind	Laptime	No	Behind	Laptime	No	Behind	Laptime	No	Behind	Laptime
8		46.031	8		46.118	8		45.945	8		45.909	8		45.978
36	2.147	46.492	36	2.407	46.378	36	2.810	46.348	36	3.220	46.319	36	3.448	46.206
77	2.592	46.293	77	2.900	46.426	77	3.174	46.219	77	3.692	46.427	77	3.903	46.189
4	3.371	46.263	4	3.592	46.339	4	3.917	46.270	4	4.301	46.293	4	4.518	46.195
18	3.982	46.218	18	4.151	46.287	18	4.378	46.172	18	4.575	46.106	18	4.727	46.130
5	4.874	46.282	5	5.101	46.345	5	5.403	46.247	5	5.533	46.039	5	5.687	46.132
2	5.427	46.270	2	5.696	46.387	2	6.126	46.375	2	6.199	45.982	2	6.319	46.098
14	6.067	46.373	14	6.236	46.287	14	6.523	46.232	14	6.629	46.015	14	6.724	46.073
1	6.684	46.360	1	6.965	46.399	1	7.476	46.456	1	7.617	46.050	1	7.526	45.887
9	7.486	46.586	9	7.785	46.417	9	8.088	46.248	9	8.601	46.422	9	8.970	46.347
23	7.855	46.477	23	8.366	46.629	23	9.079	46.658	23	9.442	46.272	23	9.638	46.174
43	8.634	46.802	43	9.020	46.504	43	10.028	46.953	43	10.597	46.478	43	10.778	46.159
26	9.052	46.582	26	9.522	46.588	26	10.271	46.694	26	10.919	46.557	35	12.719	47.340
35	9.355	46.464	35	9.830	46.593	35	10.565	46.680	35	11.357	46.701	26	12.933	47.992
7	9.828	46.638	7	10.311	46.601	7	11.001	46.635	7	11.899	46.807	7	13.096	47.175
25	10.201	46.584	25	10.832	46.749	25	11.333	46.446	25	12.204	46.780	25	13.269	47.043
55	12.844	47.431	55	13.388	46.662	55	14.614	47.171	55	15.663	46.958	55	16.561	46.876
27	13.938	47.055	27	14.558	46.738	27	15.652	47.039	27	16.674	46.931	27	17.421	46.725
17	14.506	46.872	17	15.549	47.161	17	16.747	47.143	17	17.780	46.942	17	18.857	47.055
29	15.386	47.207	29	16.128	46.860	29	17.281	47.098	29	18.654	47.282	29	19.623	46.947
33	18.606	47.570	33	20.333	47.845	33	21.918	47.530	33	23.649	47.640	33	24.875	47.204

Weather / Track : Cloudy / Dry

Brands Hatch Indy
 Circuit Length = 1.2079 miles
 Start: 16:34 End: 16:51

Protyre Formula Renault BARC Championship
RACE 16 - LAP CHART

Lap 11			Lap 12			Lap 13			Lap 14			Lap 15		
No	Behind	Laptime	No	Behind	Laptime	No	Behind	Laptime	No	Behind	Laptime	No	Behind	Laptime
8		45.982	8		46.337	8		46.375	8		46.313	8		46.309
36	3.767	46.301	36	3.760	46.330	36	3.571	46.186	36	3.397	46.139	36	3.229	46.141
77	4.075	46.154	77	4.266	46.528	77	3.965	46.074	77	3.840	46.188	77	3.681	46.150
18	4.816	46.071	18	4.881	46.402	18	4.491	45.985	18	4.219	46.041	18	4.018	46.108
5	5.609	45.904	5	5.417	46.145	5	5.070	46.028	5	4.756	45.999	5	4.230	45.783
2	6.603	46.266	2	6.275	46.009	2	5.839	45.939	2	6.043	46.517	2	5.875	46.141
14	6.832	46.090	14	6.744	46.249	14	6.471	46.102	14	6.882	46.724	14	6.780	46.207
1	7.802	46.258	1	7.694	46.229	1	7.495	46.176	1	7.284	46.102	1	7.277	46.302
9	9.246	46.258	9	9.444	46.535	9	9.196	46.127	9	9.110	46.227	9	9.132	46.331
23	10.030	46.374	23	9.941	46.248	23	9.827	46.261	23	9.826	46.312	23	9.732	46.215
43	11.043	46.247	43	10.912	46.206	43	10.607	46.070	43	10.342	46.048	43	10.097	46.064
35	12.945	46.208	35	12.489	45.881	35	11.981	45.867	35	11.495	45.827	35	10.980	45.794
26	13.689	46.738	26	13.526	46.174	26	13.391	46.240	26	13.133	46.055	26	12.951	46.127
7	14.062	46.948	7	14.160	46.435	7	14.183	46.398	7	14.140	46.270	7	14.130	46.299
25	14.417	47.130	25	15.357	47.277	25	15.063	46.081	25	14.459	45.709	25	14.461	46.311
55	17.583	47.004	55	17.954	46.708	55	18.420	46.841	55	18.755	46.648	55	18.973	46.527
27	18.178	46.739	27	18.693	46.852	27	19.067	46.749	27	19.475	46.721	27	20.034	46.868
17	20.222	47.347	17	21.275	47.390	17	22.090	47.190	17	22.707	46.930	17	23.382	46.984
29	21.237	47.596	29	21.967	47.067	29	22.714	47.122	29	23.331	46.930	29	23.805	46.783
33	26.483	47.590	33	27.524	47.378	33	28.504	47.355	33	30.066	47.875	33	31.423	47.666

Weather / Track : Cloudy / Dry

Brands Hatch Indy
Circuit Length = 1.2079 miles
Start: 16:34 End: 16:51

Protyre Formula Renault BARC Championship
RACE 16 - LAP CHART

Lap 16			Lap 17			Lap 18			Lap 19			Lap 20		
No	Behind	Laptime	No	Behind	Laptime	No	Behind	Laptime	No	Behind	Laptime	No	Behind	Laptime
8		46.100	8		45.939	8		46.153	8		46.277	8		46.513
36	3.258	46.129	36	3.446	46.127	36	3.421	46.128	36	3.259	46.115	36	2.907	46.161
77	3.713	46.132	77	3.772	45.998	77	3.848	46.229	77	3.710	46.139	77	3.456	46.259
18	4.044	46.126	18	4.251	46.146	18	4.564	46.466	18	4.061	45.774	18	3.746	46.198
5	4.440	46.310	5	4.695	46.194	5	4.830	46.288	5	4.544	45.991	5	4.033	46.002
2	5.713	45.938	2	5.854	46.080	2	5.724	46.023	2	5.422	45.975	2	5.016	46.107
14	6.619	45.939	14	6.542	45.862	14	6.318	45.929	14	5.881	45.840	14	5.297	45.929
1	7.518	46.341	1	7.850	46.271	1	7.715	46.018	1	7.573	46.135	1	7.242	46.182
9	9.240	46.208	9	9.464	46.163	9	9.400	46.089	9	9.287	46.164	9	8.987	46.213
23	9.699	46.067	23	9.998	46.238	23	10.147	46.302	23	9.963	46.093	23	9.880	46.430
43	10.105	46.108	43	10.264	46.098	43	10.501	46.390	43	10.426	46.202	43	10.262	46.349
35	10.732	45.852	35	10.617	45.824	35	10.812	46.348	35	10.820	46.285	35	10.940	46.633
26	12.905	46.054	26	13.069	46.103	26	12.978	46.062	26	12.734	46.033	26	12.852	46.631
7	14.239	46.209	7	14.820	46.520	7	14.948	46.281	7	14.895	46.224	7	14.800	46.418
25	14.612	46.251	25	15.434	46.761	25	15.292	46.011	25	15.475	46.460	25	15.051	46.089
55	19.584	46.711	55	20.391	46.746	55	21.192	46.954	55	21.838	46.923	55	22.311	46.986
27	20.725	46.791	27	21.500	46.714	27	22.058	46.711	27	22.479	46.698	27	22.726	46.760
17	24.076	46.794	17	25.230	47.093	17	26.211	47.134	17	26.927	46.993	17	27.348	46.934
29	24.623	46.918	29	25.774	47.090	29	26.457	46.836	29	27.289	47.109	29	27.650	46.874
33	32.668	47.345	33	34.194	47.465	33	35.451	47.410	33	36.286	47.112	33	36.514	46.741

Weather / Track : Cloudy / Dry

Brands Hatch Indy
 Circuit Length = 1.2079 miles
 Start: 16:34 End: 16:51

McMillan Motorsport Caterham Graduate Championship (Super Graduates)

QUALIFYING - RACE 3 - CLASSIFICATION

POS	NO	CL	NAME	ENTRY	TIME	ON	LAPS	GAP	DIFF	MPH
1	109		Toby BRIANT	Caterham 7	53.747	8	17			80.90
2	104		Dylan STANLEY	Caterham 7	53.937	7	16	0.190	0.190	80.62
3	124		Reece SOMERFIELD	Caterham 7	54.146	7	16	0.399	0.209	80.31
4	102		Jamie WARING	Caterham 7	54.167	8	16	0.420	0.021	80.28
5	150		Edward BENSON	Caterham 7	54.193	14	17	0.446	0.026	80.24
6	166		Charles ELLIOTT	Caterham 7	54.264	14	17	0.517	0.071	80.13
7	107		Andy SKINNER	Caterham 7	54.281	14	16	0.534	0.017	80.11
8	151		Luke TZOUROU	Caterham 7	54.391	15	17	0.644	0.110	79.95
9	144		Chris LEGG	Caterham 7	54.487	14	16	0.740	0.096	79.80
10	113		Sean MIGHALL	Caterham 7	54.553	14	16	0.806	0.066	79.71
11	122		Roger FORD	Caterham 7	54.553	15	17	0.806	0.000	79.71
12	155		Andrew SAGAR	Caterham 7	54.614	8	16	0.867	0.061	79.62
13	108		Gareth CORDEY	Caterham 7	54.717	8	16	0.970	0.103	79.47
14	128		Martin KAY	Caterham 7	54.927	12	16	1.180	0.210	79.17
15	116		James BATCHELOR	Caterham 7	54.997	16	16	1.250	0.070	79.06
16	114		Duncan LEWIS	Caterham 7	55.031	5	15	1.284	0.034	79.02
17	119		Anthony JAFFE	Caterham 7	55.035	16	16	1.288	0.004	79.01
18	112		Steve HUMPHREYS	Caterham 7	55.081	15	16	1.334	0.046	78.94
19	133		Andrew REDD	Caterham 7	55.262	13	16	1.515	0.181	78.69
20	123		Martin GEE	Caterham 7	55.312	15	16	1.565	0.050	78.61
21	161		Chris ROME	Caterham 7	55.341	11	16	1.594	0.029	78.57
22	125		Stephen HIRONS	Caterham 7	55.454	8	16	1.707	0.113	78.41
23	167		Stephen CAPSEY	Caterham 7	55.493	16	16	1.746	0.039	78.36
24	130		Jonathan MILLER	Caterham 7	55.591	13	16	1.844	0.098	78.22
25	165		Simon DAVEY	Caterham 7	55.861	15	15	2.114	0.270	77.84
26	111		Yolande HUMPHREYS	Caterham 7	55.941	12	16	2.194	0.080	77.73
27	169		Barry WHITE	Caterham 7	56.819	13	16	3.072	0.878	76.53
28	164		Paul ELLIOTT	Caterham 7	56.849	12	15	3.102	0.030	76.49
29	160		Peter HUGHES	Caterham 7	56.946	15	15	3.199	0.097	76.36

Weather / Track : Sunny / Dry
These results are provisional until the conclusion of any judicial and technical matters.

Brands Hatch Indy
Circuit Length = 1.2079 miles
Start: 09:24 End: 09:40

Clerk of Course :		Timekeeper :
-------------------	--	--------------

McMillan Motorsport Caterham Graduate Championship (Super Graduates)

QUALIFYING - RACE 3 - LAP ANALYSIS

102	Jamie WARING			Caterham 7			
1 -	1:04.166	+ 9.999	9:26:07.354	9 -	55.338	+ 1.171	9:33:26.394
2 -	55.881	+ 1.714	9:27:03.235	10 -	56.121	+ 1.954	9:34:22.515
3 -	55.084	+ 0.917	9:27:58.319	11 -	54.637	+ 0.470	9:35:17.152
4 -	54.861	+ 0.694	9:28:53.180	12 -	54.330	+ 0.163	9:36:11.482
5 -	54.420	+ 0.253	9:29:47.600	13 -	54.261	+ 0.094	9:37:05.743
6 -	54.864	+ 0.697	9:30:42.464	14 -	54.378	+ 0.211	9:38:00.121
7 -	54.425	+ 0.258	9:31:36.889	15 -	55.171	+ 1.004	9:38:55.292
8 -	54.167		9:32:31.056	16 -	54.495	+ 0.328	9:39:49.787
104	Dylan STANLEY			Caterham 7			
1 -	1:04.822	+ 10.885	9:26:07.118	9 -	54.624	+ 0.687	9:33:24.603
2 -	55.352	+ 1.415	9:27:02.470	10 -	55.941	+ 2.004	9:34:20.544
3 -	55.367	+ 1.430	9:27:57.837	11 -	54.746	+ 0.809	9:35:15.290
4 -	54.463	+ 0.526	9:28:52.300	12 -	54.432	+ 0.495	9:36:09.722
5 -	54.550	+ 0.613	9:29:46.850	13 -	54.580	+ 0.643	9:37:04.302
6 -	55.187	+ 1.250	9:30:42.037	14 -	54.222	+ 0.285	9:37:58.524
7 -	53.937		9:31:35.974	15 -	54.345	+ 0.408	9:38:52.869
8 -	54.005	+ 0.068	9:32:29.979	16 -	55.105	+ 1.168	9:39:47.974
107	Andy SKINNER			Caterham 7			
1 -	1:02.962	+ 8.681	9:26:07.658	9 -	54.893	+ 0.612	9:33:27.898
2 -	56.088	+ 1.807	9:27:03.746	10 -	54.765	+ 0.484	9:34:22.663
3 -	55.849	+ 1.568	9:27:59.595	11 -	55.321	+ 1.040	9:35:17.984
4 -	54.758	+ 0.477	9:28:54.353	12 -	54.757	+ 0.476	9:36:12.741
5 -	54.449	+ 0.168	9:29:48.802	13 -	55.776	+ 1.495	9:37:08.517
6 -	55.226	+ 0.945	9:30:44.028	14 -	54.281		9:38:02.798
7 -	54.367	+ 0.086	9:31:38.395	15 -	54.931	+ 0.650	9:38:57.729
8 -	54.610	+ 0.329	9:32:33.005	16 -	54.440	+ 0.159	9:39:52.169
108	Gareth CORDEY			Caterham 7			
1 -	1:07.258	+ 12.541	9:26:03.263	9 -	54.835	+ 0.118	9:33:29.622
2 -	58.841	+ 4.124	9:27:02.104	10 -	57.181	+ 2.464	9:34:26.803
3 -	55.695	+ 0.978	9:27:57.799	11 -	55.252	+ 0.535	9:35:22.055
4 -	55.354	+ 0.637	9:28:53.153	12 -	55.085	+ 0.368	9:36:17.140
5 -	55.566	+ 0.849	9:29:48.719	13 -	54.991	+ 0.274	9:37:12.131
6 -	56.246	+ 1.529	9:30:44.965	14 -	55.088	+ 0.371	9:38:07.219
7 -	55.105	+ 0.388	9:31:40.070	15 -	55.276	+ 0.559	9:39:02.495
8 -	54.717		9:32:34.787	16 -	55.191	+ 0.474	9:39:57.686
109	Toby BRIANT			Caterham 7			
1 -	1:04.520	+ 10.773	9:25:50.092	10 -	54.059	+ 0.312	9:34:02.361
2 -	56.623	+ 2.876	9:26:46.715	11 -	54.565	+ 0.818	9:34:56.926
3 -	55.051	+ 1.304	9:27:41.766	12 -	54.242	+ 0.495	9:35:51.168
4 -	54.983	+ 1.236	9:28:36.749	13 -	53.791	+ 0.044	9:36:44.959
5 -	55.268	+ 1.521	9:29:32.017	14 -	53.974	+ 0.227	9:37:38.933
6 -	54.231	+ 0.484	9:30:26.248	15 -	54.036	+ 0.289	9:38:32.969
7 -	54.020	+ 0.273	9:31:20.268	16 -	53.905	+ 0.158	9:39:26.874
8 -	53.747		9:32:14.015	17 -	54.058	+ 0.311	9:40:20.932
9 -	54.287	+ 0.540	9:33:08.302				
111	Yolande HUMPHREYS			Caterham 7			
1 -	1:08.496	+ 12.555	9:26:02.509	9 -	56.435	+ 0.494	9:33:43.928
2 -	59.418	+ 3.477	9:27:01.927	10 -	56.107	+ 0.166	9:34:40.035
3 -	1:01.173	+ 5.232	9:28:03.100	11 -	56.196	+ 0.255	9:35:36.231
4 -	57.640	+ 1.699	9:29:00.740	12 -	55.941		9:36:32.172
5 -	57.847	+ 1.906	9:29:58.587	13 -	56.055	+ 0.114	9:37:28.227
6 -	56.294	+ 0.353	9:30:54.881	14 -	57.125	+ 1.184	9:38:25.352
7 -	56.266	+ 0.325	9:31:51.147	15 -	56.621	+ 0.680	9:39:21.973
8 -	56.346	+ 0.405	9:32:47.493	16 -	56.921	+ 0.980	9:40:18.894

Weather / Track : Sunny / Dry

Brands Hatch Indy
Circuit Length = 1.2079 miles
Start: 09:24 End: 09:40

McMillan Motorsport Caterham Graduate Championship (Super Graduates)

QUALIFYING - RACE 3 - LAP ANALYSIS

112	Steve HUMPHREYS			Caterham 7			
1 -	1:04.180	+ 9.099	9:25:56.950	9 -	55.753	+ 0.672	9:33:24.335
2 -	57.630	+ 2.549	9:26:54.580	10 -	56.016	+ 0.935	9:34:20.351
3 -	56.107	+ 1.026	9:27:50.687	11 -	56.587	+ 1.506	9:35:16.938
4 -	55.803	+ 0.722	9:28:46.490	12 -	55.166	+ 0.085	9:36:12.104
5 -	55.785	+ 0.704	9:29:42.275	13 -	55.127	+ 0.046	9:37:07.231
6 -	55.655	+ 0.574	9:30:37.930	14 -	55.314	+ 0.233	9:38:02.545
7 -	55.325	+ 0.244	9:31:33.255	15 -	55.081		9:38:57.626
8 -	55.327	+ 0.246	9:32:28.582	16 -	55.482	+ 0.401	9:39:53.108
113	Sean MIGHALL			Caterham 7			
1 -	1:05.446	+ 10.893	9:25:49.658	9 -	54.985	+ 0.432	9:33:16.551
2 -	57.028	+ 2.475	9:26:46.686	10 -	54.926	+ 0.373	9:34:11.477
3 -	55.544	+ 0.991	9:27:42.230	11 -	54.893	+ 0.340	9:35:06.370
4 -	58.755	+ 4.202	9:28:40.985	12 -	54.635	+ 0.082	9:36:01.005
5 -	55.379	+ 0.826	9:29:36.364	13 -	54.709	+ 0.156	9:36:55.714
6 -	55.067	+ 0.514	9:30:31.431	14 -	54.553		9:37:50.267
7 -	54.806	+ 0.253	9:31:26.237	15 -	55.441	+ 0.888	9:38:45.708
8 -	55.329	+ 0.776	9:32:21.566	16 -	54.660	+ 0.107	9:39:40.368
114	Duncan LEWIS			Caterham 7			
1 -	1:06.406	+ 11.375	9:25:58.584	9 -	55.276	+ 0.245	9:34:14.028
2 -	57.116	+ 2.085	9:26:55.700	10 -	55.170	+ 0.139	9:35:09.198
3 -	1:38.393	+ 43.362	9:28:34.093	11 -	55.533	+ 0.502	9:36:04.731
4 -	58.257	+ 3.226	9:29:32.350	12 -	55.471	+ 0.440	9:37:00.202
5 -	55.031		9:30:27.381	13 -	55.231	+ 0.200	9:37:55.433
6 -	55.307	+ 0.276	9:31:22.688	14 -	55.329	+ 0.298	9:38:50.762
7 -	1:00.687	+ 5.656	9:32:23.375	15 -	55.339	+ 0.308	9:39:46.101
8 -	55.377	+ 0.346	9:33:18.752				
116	James BATCHELOR			Caterham 7			
1 -	1:09.702	+ 14.705	9:26:19.985	9 -	55.286	+ 0.289	9:33:50.255
2 -	59.291	+ 4.294	9:27:19.276	10 -	55.535	+ 0.538	9:34:45.790
3 -	57.051	+ 2.054	9:28:16.327	11 -	55.687	+ 0.690	9:35:41.477
4 -	56.265	+ 1.268	9:29:12.592	12 -	55.322	+ 0.325	9:36:36.799
5 -	55.729	+ 0.732	9:30:08.321	13 -	55.311	+ 0.314	9:37:32.110
6 -	55.360	+ 0.363	9:31:03.681	14 -	55.749	+ 0.752	9:38:27.859
7 -	55.751	+ 0.754	9:31:59.432	15 -	55.095	+ 0.098	9:39:22.954
8 -	55.537	+ 0.540	9:32:54.969	16 -	54.997		9:40:17.951
119	Anthony JAFFE			Caterham 7			
1 -	1:08.134	+ 13.099	9:26:19.778	9 -	55.334	+ 0.299	9:33:49.561
2 -	59.047	+ 4.012	9:27:18.825	10 -	55.575	+ 0.540	9:34:45.136
3 -	57.040	+ 2.005	9:28:15.865	11 -	55.243	+ 0.208	9:35:40.379
4 -	56.375	+ 1.340	9:29:12.240	12 -	55.060	+ 0.025	9:36:35.439
5 -	55.643	+ 0.608	9:30:07.883	13 -	55.186	+ 0.151	9:37:30.625
6 -	55.645	+ 0.610	9:31:03.528	14 -	55.343	+ 0.308	9:38:25.968
7 -	55.300	+ 0.265	9:31:58.828	15 -	55.106	+ 0.071	9:39:21.074
8 -	55.399	+ 0.364	9:32:54.227	16 -	55.035		9:40:16.109
122	Roger FORD			Caterham 7			
1 -	1:04.474	+ 9.921	9:25:42.345	10 -	55.045	+ 0.492	9:34:02.178
2 -	56.641	+ 2.088	9:26:38.986	11 -	55.241	+ 0.688	9:34:57.419
3 -	56.830	+ 2.277	9:27:35.816	12 -	54.734	+ 0.181	9:35:52.153
4 -	56.098	+ 1.545	9:28:31.914	13 -	54.683	+ 0.130	9:36:46.836
5 -	55.375	+ 0.822	9:29:27.289	14 -	54.678	+ 0.125	9:37:41.514
6 -	55.171	+ 0.618	9:30:22.460	15 -	54.553		9:38:36.067
7 -	54.646	+ 0.093	9:31:17.106	16 -	54.854	+ 0.301	9:39:30.921
8 -	55.152	+ 0.599	9:32:12.258	17 -	54.788	+ 0.235	9:40:25.709
9 -	54.875	+ 0.322	9:33:07.133				

Weather / Track : Sunny / Dry

Brands Hatch Indy
Circuit Length = 1.2079 miles
Start: 09:24 End: 09:40

McMillan Motorsport Caterham Graduate Championship (Super Graduates)

QUALIFYING - RACE 3 - LAP ANALYSIS

123	Martin GEE		Caterham 7				
1 -	1:06.531	+ 11.219	9:25:56.771	9 -	57.248	+ 1.936	9:33:26.219
2 -	57.597	+ 2.285	9:26:54.368	10 -	56.145	+ 0.833	9:34:22.364
3 -	56.170	+ 0.858	9:27:50.538	11 -	56.207	+ 0.895	9:35:18.571
4 -	55.712	+ 0.400	9:28:46.250	12 -	56.226	+ 0.914	9:36:14.797
5 -	55.469	+ 0.157	9:29:41.719	13 -	56.155	+ 0.843	9:37:10.952
6 -	55.797	+ 0.485	9:30:37.516	14 -	55.826	+ 0.514	9:38:06.778
7 -	55.692	+ 0.380	9:31:33.208	15 -	55.312		9:39:02.090
8 -	55.763	+ 0.451	9:32:28.971	16 -	55.447	+ 0.135	9:39:57.537
124	Reece SOMERFIELD		Caterham 7				
1 -	1:02.626	+ 8.480	9:26:03.129	9 -	55.227	+ 1.081	9:33:25.759
2 -	57.006	+ 2.860	9:27:00.135	10 -	54.972	+ 0.826	9:34:20.731
3 -	56.250	+ 2.104	9:27:56.385	11 -	54.820	+ 0.674	9:35:15.551
4 -	55.865	+ 1.719	9:28:52.250	12 -	54.981	+ 0.835	9:36:10.532
5 -	54.807	+ 0.661	9:29:47.057	13 -	54.237	+ 0.091	9:37:04.769
6 -	55.163	+ 1.017	9:30:42.220	14 -	54.155	+ 0.009	9:37:58.924
7 -	54.146		9:31:36.366	15 -	56.131	+ 1.985	9:38:55.055
8 -	54.166	+ 0.020	9:32:30.532	16 -	54.718	+ 0.572	9:39:49.773
125	Stephen HIRONS		Caterham 7				
1 -	1:09.448	+ 13.994	9:25:48.822	9 -	55.634	+ 0.180	9:33:29.274
2 -	1:01.417	+ 5.963	9:26:50.239	10 -	56.015	+ 0.561	9:34:25.289
3 -	58.235	+ 2.781	9:27:48.474	11 -	55.960	+ 0.506	9:35:21.249
4 -	1:00.198	+ 4.744	9:28:48.672	12 -	55.768	+ 0.314	9:36:17.017
5 -	56.769	+ 1.315	9:29:45.441	13 -	59.929	+ 4.475	9:37:16.946
6 -	56.269	+ 0.815	9:30:41.710	14 -	55.720	+ 0.266	9:38:12.666
7 -	56.476	+ 1.022	9:31:38.186	15 -	55.860	+ 0.406	9:39:08.526
8 -	55.454		9:32:33.640	16 -	55.817	+ 0.363	9:40:04.343
128	Martin KAY		Caterham 7				
1 -	1:04.467	+ 9.540	9:25:50.853	9 -	55.351	+ 0.424	9:33:20.065
2 -	57.255	+ 2.328	9:26:48.108	10 -	55.047	+ 0.120	9:34:15.112
3 -	56.914	+ 1.987	9:27:45.022	11 -	55.270	+ 0.343	9:35:10.382
4 -	57.428	+ 2.501	9:28:42.450	12 -	54.927		9:36:05.309
5 -	55.856	+ 0.929	9:29:38.306	13 -	56.836	+ 1.909	9:37:02.145
6 -	55.968	+ 1.041	9:30:34.274	14 -	55.298	+ 0.371	9:37:57.443
7 -	55.298	+ 0.371	9:31:29.572	15 -	55.512	+ 0.585	9:38:52.955
8 -	55.142	+ 0.215	9:32:24.714	16 -	56.048	+ 1.121	9:39:49.003
130	Jonathan MILLER		Caterham 7				
1 -	1:07.838	+ 12.247	9:26:03.091	9 -	56.464	+ 0.873	9:33:38.005
2 -	1:00.737	+ 5.146	9:27:03.828	10 -	55.974	+ 0.383	9:34:33.979
3 -	58.026	+ 2.435	9:28:01.854	11 -	55.725	+ 0.134	9:35:29.704
4 -	56.509	+ 0.918	9:28:58.363	12 -	56.295	+ 0.704	9:36:25.999
5 -	56.034	+ 0.443	9:29:54.397	13 -	55.591		9:37:21.590
6 -	55.643	+ 0.052	9:30:50.040	14 -	56.430	+ 0.839	9:38:18.020
7 -	55.647	+ 0.056	9:31:45.687	15 -	55.786	+ 0.195	9:39:13.806
8 -	55.854	+ 0.263	9:32:41.541	16 -	57.176	+ 1.585	9:40:10.982
133	Andrew REDD		Caterham 7				
1 -	1:07.798	+ 12.536	9:26:05.185	9 -	55.485	+ 0.223	9:33:41.156
2 -	59.839	+ 4.577	9:27:05.024	10 -	55.499	+ 0.237	9:34:36.655
3 -	58.800	+ 3.538	9:28:03.824	11 -	56.442	+ 1.180	9:35:33.097
4 -	57.020	+ 1.758	9:29:00.844	12 -	55.362	+ 0.100	9:36:28.459
5 -	56.974	+ 1.712	9:29:57.818	13 -	55.262		9:37:23.721
6 -	56.259	+ 0.997	9:30:54.077	14 -	55.657	+ 0.395	9:38:19.378
7 -	55.801	+ 0.539	9:31:49.878	15 -	55.567	+ 0.305	9:39:14.945
8 -	55.793	+ 0.531	9:32:45.671	16 -	55.589	+ 0.327	9:40:10.534
144	Chris LEGG		Caterham 7				
1 -	1:08.365	+ 13.878	9:26:22.163	9 -	56.070	+ 1.583	9:33:59.002

Weather / Track : Sunny / Dry

Brands Hatch Indy
Circuit Length = 1.2079 miles
Start: 09:24 End: 09:40

McMillan Motorsport Caterham Graduate Championship (Super Graduates)

QUALIFYING - RACE 3 - LAP ANALYSIS

2 -	1:00.533	+ 6.046	9:27:22.696	10 -	55.752	+ 1.265	9:34:54.754
3 -	59.050	+ 4.563	9:28:21.746	11 -	55.021	+ 0.534	9:35:49.775
4 -	56.780	+ 2.293	9:29:18.526	12 -	54.775	+ 0.288	9:36:44.550
5 -	56.705	+ 2.218	9:30:15.231	13 -	55.077	+ 0.590	9:37:39.627
6 -	55.991	+ 1.504	9:31:11.222	14 -	54.487		9:38:34.114
7 -	56.098	+ 1.611	9:32:07.320	15 -	54.826	+ 0.339	9:39:28.940
8 -	55.612	+ 1.125	9:33:02.932	16 -	55.732	+ 1.245	9:40:24.672
150	Edward BENSON			Caterham 7			
1 -	1:09.946	+ 15.753	9:25:46.127	10 -	54.420	+ 0.227	9:33:59.548
2 -	55.308	+ 1.115	9:26:41.435	11 -	54.546	+ 0.353	9:34:54.094
3 -	55.150	+ 0.957	9:27:36.585	12 -	54.899	+ 0.706	9:35:48.993
4 -	55.382	+ 1.189	9:28:31.967	13 -	54.641	+ 0.448	9:36:43.634
5 -	54.901	+ 0.708	9:29:26.868	14 -	54.193		9:37:37.827
6 -	54.741	+ 0.548	9:30:21.609	15 -	54.335	+ 0.142	9:38:32.162
7 -	54.590	+ 0.397	9:31:16.199	16 -	54.229	+ 0.036	9:39:26.391
8 -	54.475	+ 0.282	9:32:10.674	17 -	54.344	+ 0.151	9:40:20.735
9 -	54.454	+ 0.261	9:33:05.128				
151	Luke TZOUROU			Caterham 7			
1 -	1:04.626	+ 10.235	9:25:41.588	10 -	55.319	+ 0.928	9:33:56.356
2 -	55.798	+ 1.407	9:26:37.386	11 -	54.608	+ 0.217	9:34:50.964
3 -	55.221	+ 0.830	9:27:32.607	12 -	54.781	+ 0.390	9:35:45.745
4 -	55.160	+ 0.769	9:28:27.767	13 -	54.555	+ 0.164	9:36:40.300
5 -	54.806	+ 0.415	9:29:22.573	14 -	54.430	+ 0.039	9:37:34.730
6 -	54.561	+ 0.170	9:30:17.134	15 -	54.391		9:38:29.121
7 -	54.698	+ 0.307	9:31:11.832	16 -	55.305	+ 0.914	9:39:24.426
8 -	54.655	+ 0.264	9:32:06.487	17 -	54.568	+ 0.177	9:40:18.994
9 -	54.550	+ 0.159	9:33:01.037				
155	Andrew SAGAR			Caterham 7			
1 -	1:06.818	+ 12.204	9:25:41.490	9 -	57.820	+ 3.206	9:33:11.176
2 -	57.968	+ 3.354	9:26:39.458	10 -	54.801	+ 0.187	9:34:05.977
3 -	58.737	+ 4.123	9:27:38.195	11 -	55.028	+ 0.414	9:35:01.005
4 -	55.422	+ 0.808	9:28:33.617	12 -	55.905	+ 1.291	9:35:56.910
5 -	55.596	+ 0.982	9:29:29.213	13 -	55.814	+ 1.200	9:36:52.724
6 -	54.797	+ 0.183	9:30:24.010	14 -	55.294	+ 0.680	9:37:48.018
7 -	54.732	+ 0.118	9:31:18.742	15 -	55.277	+ 0.663	9:38:43.295
8 -	54.614		9:32:13.356	16 -	55.560	+ 0.946	9:39:38.855
160	Peter HUGHES			Caterham 7			
1 -	1:12.137	+ 15.191	9:26:19.440	9 -	1:01.829	+ 4.883	9:34:27.862
2 -	1:03.245	+ 6.299	9:27:22.685	10 -	57.708	+ 0.762	9:35:25.570
3 -	1:10.181	+ 13.235	9:28:32.866	11 -	57.953	+ 1.007	9:36:23.523
4 -	59.482	+ 2.536	9:29:32.348	12 -	57.658	+ 0.712	9:37:21.181
5 -	59.173	+ 2.227	9:30:31.521	13 -	57.787	+ 0.841	9:38:18.968
6 -	58.085	+ 1.139	9:31:29.606	14 -	57.358	+ 0.412	9:39:16.326
7 -	57.459	+ 0.513	9:32:27.065	15 -	56.946		9:40:13.272
8 -	58.968	+ 2.022	9:33:26.033				
161	Chris ROME			Caterham 7			
1 -	1:05.800	+ 10.459	9:25:54.340	9 -	55.642	+ 0.301	9:33:27.714
2 -	57.253	+ 1.912	9:26:51.593	10 -	56.069	+ 0.728	9:34:23.783
3 -	56.763	+ 1.422	9:27:48.356	11 -	55.341		9:35:19.124
4 -	57.347	+ 2.006	9:28:45.703	12 -	55.956	+ 0.615	9:36:15.080
5 -	56.024	+ 0.683	9:29:41.727	13 -	56.513	+ 1.172	9:37:11.593
6 -	57.703	+ 2.362	9:30:39.430	14 -	58.072	+ 2.731	9:38:09.665
7 -	56.195	+ 0.854	9:31:35.625	15 -	55.519	+ 0.178	9:39:05.184
8 -	56.447	+ 1.106	9:32:32.072	16 -	55.561	+ 0.220	9:40:00.745
164	Paul ELLIOTT			Caterham 7			
1 -	1:05.468	+ 8.619	9:26:11.001	9 -	58.604	+ 1.755	9:33:59.144
2 -	59.100	+ 2.251	9:27:10.101	10 -	58.939	+ 2.090	9:34:58.083

Weather / Track : Sunny / Dry

Brands Hatch Indy
Circuit Length = 1.2079 miles
Start: 09:24 End: 09:40

McMillan Motorsport Caterham Graduate Championship (Super Graduates)

QUALIFYING - RACE 3 - LAP ANALYSIS

3 -	58.953	+ 2.104	9:28:09.054	11 -	59.396	+ 2.547	9:35:57.479
4 -	58.618	+ 1.769	9:29:07.672	12 -	56.849		9:36:54.328
5 -	58.250	+ 1.401	9:30:05.922	13 -	58.173	+ 1.324	9:37:52.501
6 -	59.326	+ 2.477	9:31:05.248	14 -	58.549	+ 1.700	9:38:51.050
7 -	57.575	+ 0.726	9:32:02.823	15 -	57.839	+ 0.990	9:39:48.889
8 -	57.717	+ 0.868	9:33:00.540				
165	Simon DAVEY			Caterham 7			
1 -	1:10.929	+ 15.068	9:26:19.644	9 -	56.471	+ 0.610	9:34:01.640
2 -	1:01.220	+ 5.359	9:27:20.864	10 -	57.483	+ 1.622	9:34:59.123
3 -	59.747	+ 3.886	9:28:20.611	11 -	57.752	+ 1.891	9:35:56.875
4 -	57.719	+ 1.858	9:29:18.330	12 -	57.004	+ 1.143	9:36:53.879
5 -	56.909	+ 1.048	9:30:15.239	13 -	56.094	+ 0.233	9:37:49.973
6 -	57.431	+ 1.570	9:31:12.670	14 -	56.029	+ 0.168	9:38:46.002
7 -	56.218	+ 0.357	9:32:08.888	15 -	55.861		9:39:41.863
8 -	56.281	+ 0.420	9:33:05.169				
166	Charles ELLIOTT			Caterham 7			
1 -	1:05.244	+ 10.980	9:25:45.369	10 -	54.926	+ 0.662	9:34:01.644
2 -	56.025	+ 1.761	9:26:41.394	11 -	55.347	+ 1.083	9:34:56.991
3 -	56.258	+ 1.994	9:27:37.652	12 -	56.233	+ 1.969	9:35:53.224
4 -	55.223	+ 0.959	9:28:32.875	13 -	54.584	+ 0.320	9:36:47.808
5 -	54.541	+ 0.277	9:29:27.416	14 -	54.264		9:37:42.072
6 -	55.738	+ 1.474	9:30:23.154	15 -	54.578	+ 0.314	9:38:36.650
7 -	54.348	+ 0.084	9:31:17.502	16 -	54.492	+ 0.228	9:39:31.142
8 -	54.435	+ 0.171	9:32:11.937	17 -	56.310	+ 2.046	9:40:27.452
9 -	54.781	+ 0.517	9:33:06.718				
167	Stephen CAPSEY			Caterham 7			
1 -	1:08.232	+ 12.739	9:26:07.156	9 -	55.602	+ 0.109	9:33:45.905
2 -	59.241	+ 3.748	9:27:06.397	10 -	55.633	+ 0.140	9:34:41.538
3 -	57.719	+ 2.226	9:28:04.116	11 -	55.540	+ 0.047	9:35:37.078
4 -	57.393	+ 1.900	9:29:01.509	12 -	55.725	+ 0.232	9:36:32.803
5 -	1:00.187	+ 4.694	9:30:01.696	13 -	55.826	+ 0.333	9:37:28.629
6 -	56.592	+ 1.099	9:30:58.288	14 -	57.634	+ 2.141	9:38:26.263
7 -	55.927	+ 0.434	9:31:54.215	15 -	55.790	+ 0.297	9:39:22.053
8 -	56.088	+ 0.595	9:32:50.303	16 -	55.493		9:40:17.546
169	Barry WHITE			Caterham 7			
1 -	1:06.005	+ 9.186	9:25:53.395	9 -	57.488	+ 0.669	9:33:38.501
2 -	58.462	+ 1.643	9:26:51.857	10 -	57.118	+ 0.299	9:34:35.619
3 -	58.907	+ 2.088	9:27:50.764	11 -	57.805	+ 0.986	9:35:33.424
4 -	58.580	+ 1.761	9:28:49.344	12 -	57.021	+ 0.202	9:36:30.445
5 -	57.605	+ 0.786	9:29:46.949	13 -	56.819		9:37:27.264
6 -	58.983	+ 2.164	9:30:45.932	14 -	1:01.305	+ 4.486	9:38:28.569
7 -	57.414	+ 0.595	9:31:43.346	15 -	58.734	+ 1.915	9:39:27.303
8 -	57.667	+ 0.848	9:32:41.013	16 -	57.432	+ 0.613	9:40:24.735

Weather / Track : Sunny / Dry

Brands Hatch Indy
Circuit Length = 1.2079 miles
Start: 09:24 End: 09:40

McMillan Motorsport Caterham Graduate Championship (Super Graduates)

RACE 3 - GRID

ROW 15	56.946 160 Peter HUGHES		
ROW 14		56.819 169 Barry WHITE	56.849 164 Paul ELLIOTT
ROW 13	55.861 165 Simon DAVEY		55.941 111 Yolande HUMPHREYS
ROW 12		55.493 167 Stephen CAPSEY	55.591 130 Jonathan MILLER
ROW 11	55.341 161 Chris ROME		55.454 125 Stephen HIRONS
ROW 10		55.262 133 Andrew REDD	55.312 123 Martin GEE
ROW 9	55.035 119 Anthony JAFFE		55.081 112 Steve HUMPHREYS
ROW 8		54.997 116 James BATCHELOR	55.031 114 Duncan LEWIS
ROW 7	54.717 108 Gareth CORDEY		54.927 128 Martin KAY
ROW 6		54.553 122 Roger FORD	54.614 155 Andrew SAGAR
ROW 5	54.487 144 Chris LEGG		54.553 113 Sean MIGHALL
ROW 4		54.281 107 Andy SKINNER	54.391 151 Luke TZOUROU
ROW 3	54.193 150 Edward BENSON		54.264 166 Charles ELLIOTT
ROW 2		54.146 124 Reece SOMERFIELD	54.167 102 Jamie WARING
ROW 1	53.747 109 Toby BRIANT		53.937 104 Dylan STANLEY
Pole			


Brands Hatch Indy
Circuit Length = 1.2079 miles

These results are provisional until the conclusion of any judicial and technical matters.

Clerk of Course :		Timekeeper :
-------------------	--	--------------

McMillan Motorsport Caterham Graduate Championship (Super Graduates)

RACE 11 - GRID

ROW 15	57.575 164 Paul ELLIOTT		
ROW 14		57.021 169 Barry WHITE	57.358 160 Peter HUGHES
ROW 13	56.029 165 Simon DAVEY		56.055 111 Yolande HUMPHREYS
ROW 12		55.634 125 Stephen HIRONS	55.643 130 Jonathan MILLER
ROW 11	55.519 161 Chris ROME		55.540 167 Stephen CAPSEY
ROW 10		55.362 133 Andrew REDD	55.447 123 Martin GEE
ROW 9	55.127 112 Steve HUMPHREYS		55.170 114 Duncan LEWIS
ROW 8		55.060 119 Anthony JAFFE	55.095 116 James BATCHELOR
ROW 7	54.835 108 Gareth CORDEY		55.047 128 Martin KAY
ROW 6		54.732 155 Andrew SAGAR	54.775 144 Chris LEGG
ROW 5	54.635 113 Sean MIGHALL		54.646 122 Roger FORD
ROW 4		54.367 107 Andy SKINNER	54.430 151 Luke TZOUROU
ROW 3	54.261 102 Jamie WARING		54.348 166 Charles ELLIOTT
ROW 2		54.155 124 Reece SOMERFIELD	54.229 150 Edward BENSON
ROW 1	53.791 109 Toby BRIANT		54.005 104 Dylan STANLEY
	Pole		
			

Brands Hatch Indy
Circuit Length = 1.2079 miles

These results are provisional until the conclusion of any judicial and technical matters.

Clerk of Course :		Timekeeper :
-------------------	--	--------------

McMillan Motorsport Caterham Graduate Championship (Super Graduates)

RACE 3 - CLASSIFICATION

POS	NO	CL	NAME	ENTRY	LAPS	TIME	GAP	DIFF	MPH	BEST	ON
1	124		Reece SOMERFIELD	Caterham 7	13	15:18.807			61.52	54.840	13
2	109		Toby BRIANT	Caterham 7	13	15:18.897	0.090	0.090	61.52	54.734	9
3	104		Dylan STANLEY	Caterham 7	13	15:19.451	0.644	0.554	61.48	54.103	13
4	102		Jamie WARING	Caterham 7	13	15:20.362	1.555	0.911	61.42	54.354	13
5	107		Andy SKINNER	Caterham 7	13	15:23.064	4.257	2.702	61.24	54.661	13
6	151		Luke TZOUROU	Caterham 7	13	15:23.367	4.560	0.303	61.22	54.572	13
7	166		Charles ELLIOTT	Caterham 7	13	15:23.911	5.104	0.544	61.18	54.868	13
8	150		Edward BENSON	Caterham 7	13	15:24.000	5.193	0.089	61.18	54.525	12
9	122		Roger FORD	Caterham 7	13	15:24.771	5.964	0.771	61.13	54.878	13
10	155		Andrew SAGAR	Caterham 7	13	15:28.829	10.022	4.058	60.86	55.382	8
11	144		Chris LEGG	Caterham 7	13	15:29.384	10.577	0.555	60.82	54.989	13
12	119		Anthony JAFFE	Caterham 7	13	15:33.070	14.263	3.686	60.58	55.496	11
13	113		Sean MIGHALL	Caterham 7	13	15:33.128	14.321	0.058	60.58	55.167	11
14	114		Duncan LEWIS	Caterham 7	13	15:36.968	18.161	3.840	60.33	55.917	8
15	116		James BATCHELOR	Caterham 7	13	15:38.073	19.266	1.105	60.26	56.296	8
16	161		Chris ROME	Caterham 7	13	15:38.430	19.623	0.357	60.24	55.354	9
17	128		Martin KAY	Caterham 7	13	15:38.510	19.703	0.080	60.23	55.756	10
18	130		Jonathan MILLER	Caterham 7	13	15:42.134	23.327	3.624	60.00	56.046	8
19	111		Yolande HUMPHREYS	Caterham 7	13	15:51.273	32.466	9.139	59.42	56.891	7
20	125		Stephen HIRONS	Caterham 7	13	15:51.686	32.879	0.413	59.40	56.509	12
21	167		Stephen CAPSEY	Caterham 7	13	15:52.139	33.332	0.453	59.37	56.730	9
22	169		Barry WHITE	Caterham 7	13	16:02.753	43.946	10.614	58.71	57.802	13
23	164		Paul ELLIOTT	Caterham 7	13	16:03.643	44.836	0.890	58.66	57.866	12

NOT CLASSIFIED

DNF	108		Gareth CORDEY	Caterham 7	9	11:43.123	4 laps	4 laps	55.66	55.362	8
DNF	112		Steve HUMPHREYS	Caterham 7	8	10:50.573	5 laps	1 lap	53.47	55.877	8
DNF	165		Simon DAVEY	Caterham 7	1	1:12.230	12 laps	7 laps	60.20		
DNF	160		Peter HUGHES	Caterham 7	1	1:13.674	12 laps	1.444	59.02		
EX	123		Martin GEE	Caterham 7	13	15:36.928	18.121	0.000	60.33	56.590	12
EX	133		Andrew REDD	Caterham 7	13	15:37.967	19.160	1.039	60.27	55.795	8

FASTEST LAP

104	Dylan STANLEY	Caterham 7	13	54.103	80.37 mph	129.35 kph
-----	---------------	------------	----	--------	-----------	------------

Race Red Flagged - Cars 123 and 133 not running at time of flag

Weather / Track : Cloudy / Dry

These results are provisional until the conclusion of any judicial and technical matters.

Brands Hatch Indy

Circuit Length = 1.2079 miles

Start: 14:57 End: 15:15

Clerk of Course :		Timekeeper :	
-------------------	--	--------------	--

McMillan Motorsport Caterham Graduate Championship (Super Graduates)

RACE 3 - LAP CHART

Lap 1			Lap 2			Lap 3			Lap 4			Lap 5		
No	Behind	Laptime	No	Behind	Laptime	No	Behind	Laptime	No	Behind	Laptime	No	Behind	Laptime
124		1:02.511	124		55.487	124		1:30.132	124		1:46.797	124		1:51.075
109	0.479	1:02.990	109	0.483	55.491	109	0.999	1:30.648	109	0.981	1:46.779	109	0.755	1:50.849
104	0.541	1:03.052	104	0.962	55.908	104	1.599	1:30.769	104	1.803	1:47.001	104	2.018	1:51.290
150	0.733	1:03.244	150	1.231	55.985	102	2.689	1:31.303	102	2.710	1:46.818	102	2.738	1:51.103
102	1.111	1:03.622	102	1.518	55.894	151	3.257	1:31.643	151	3.237	1:46.777	151	3.677	1:51.515
151	1.577	1:04.088	151	1.746	55.656	107	4.063	1:32.022	107	4.015	1:46.749	107	4.430	1:51.490
107	1.803	1:04.314	107	2.173	55.857	166	4.675	1:32.342	166	4.555	1:46.677	166	5.262	1:51.782
166	2.053	1:04.564	166	2.465	55.899	122	5.280	1:32.544	122	4.988	1:46.505	122	5.996	1:52.083
122	2.353	1:04.864	122	2.868	56.002	108	5.786	1:32.509	108	5.967	1:46.978	108	7.374	1:52.482
144	3.016	1:05.527	108	3.409	55.693	150	6.271	1:35.172	150	6.760	1:47.286	150	8.218	1:52.533
108	3.203	1:05.714	144	3.974	56.445	144	6.757	1:32.915	144	7.642	1:47.682	144	9.330	1:52.763
123	3.766	1:06.277	155	4.469	55.998	155	7.990	1:33.653	155	8.614	1:47.421	155	10.412	1:52.873
155	3.958	1:06.469	123	5.368	57.089	123	8.169	1:32.933	123	9.602	1:48.230	123	10.796	1:52.269
112	4.328	1:06.839	112	5.650	56.809	112	9.028	1:33.510	112	9.971	1:47.740	112	11.391	1:52.495
116	4.859	1:07.370	119	6.815	57.089	119	9.695	1:33.012	119	11.048	1:48.150	119	12.139	1:52.166
119	5.213	1:07.724	116	7.236	57.864	116	10.384	1:33.280	116	11.883	1:48.296	116	13.017	1:52.209
114	5.732	1:08.243	113	7.532	56.896	113	10.887	1:33.487	113	13.390	1:49.300	113	13.906	1:51.591
128	6.040	1:08.551	114	7.661	57.416	114	12.403	1:34.874	114	14.173	1:48.567	114	15.470	1:52.372
113	6.123	1:08.634	133	8.311	57.489	133	13.100	1:34.921	133	15.179	1:48.876	133	16.439	1:52.335
133	6.309	1:08.820	161	9.189	57.986	161	14.023	1:34.966	161	16.062	1:48.836	161	16.950	1:51.963
161	6.690	1:09.201	128	9.679	59.126	128	14.567	1:35.020	128	16.559	1:48.789	128	17.533	1:52.049
111	7.222	1:09.733	130	10.525	58.773	130	15.217	1:34.824	130	18.496	1:50.076	130	18.674	1:51.253
130	7.239	1:09.750	111	10.698	58.963	111	15.917	1:35.351	111	19.150	1:50.030	111	19.682	1:51.607
125	7.833	1:10.344	167	11.511	58.615	167	16.656	1:35.277	167	21.242	1:51.383	167	21.552	1:51.385
167	8.383	1:10.894	164	15.720	1:01.969	164	17.285	1:31.697	164	21.643	1:51.155	164	22.241	1:51.673
164	9.238	1:11.749	169	21.157	1:06.436	169	18.267	1:27.242	169	22.599	1:51.129	169	23.293	1:51.769
165	9.719	1:12.230	125	35.506	1:23.160	125	19.200	1:13.826	125	23.503	1:51.100	125	24.733	1:52.305
169	10.208	1:12.719												
160	11.163	1:13.674												

Weather / Track : Cloudy / Dry

Brands Hatch Indy
Circuit Length = 1.2079 miles
Start: 14:57 End: 15:15

McMillan Motorsport Caterham Graduate Championship (Super Graduates)

RACE 3 - LAP CHART

Lap 6			Lap 7			Lap 8			Lap 9			Lap 10		
No	Behind	Laptime	No	Behind	Laptime	No	Behind	Laptime	No	Behind	Laptime	No	Behind	Laptime
124		1:46.642	124		55.225	124		55.101	124		54.842	124		55.445
109	0.671	1:46.558	109	0.723	55.277	109	0.765	55.143	109	0.657	54.734	109	0.145	54.933
104	0.812	1:45.436	104	1.561	55.974	102	2.189	55.589	104	2.683	55.240	104	2.823	55.585
102	0.937	1:44.841	102	1.701	55.989	104	2.285	55.825	102	2.707	55.360	102	2.876	55.614
151	1.122	1:44.087	151	2.095	56.198	107	2.926	55.478	107	3.546	55.462	107	3.903	55.802
107	1.312	1:43.524	107	2.549	56.462	151	3.391	56.397	151	3.742	55.193	151	4.220	55.923
166	1.546	1:42.926	122	2.914	56.224	122	3.637	55.824	122	4.359	55.564	166	4.659	55.674
122	1.915	1:42.561	166	3.209	56.888	166	3.799	55.691	166	4.430	55.473	150	4.828	55.740
108	2.938	1:42.206	150	3.555	55.805	150	3.994	55.540	150	4.533	55.381	122	5.531	56.617
150	2.975	1:41.399	108	4.224	56.511	108	4.485	55.362	108	5.311	55.668	155	8.570	56.914
144	3.642	1:40.954	144	4.618	56.201	144	5.125	55.608	155	7.101	56.632	144	9.761	57.567
155	4.536	1:40.766	155	5.030	55.719	155	5.311	55.382	144	7.639	57.356	119	11.788	56.485
123	5.240	1:41.086	123	6.733	56.718	112	7.603	55.877	119	10.748	56.487	113	12.455	55.497
112	5.660	1:40.911	112	6.827	56.392	123	9.018	57.386	123	12.329	58.153	123	13.751	56.867
119	6.189	1:40.692	119	7.129	56.165	119	9.103	57.075	113	12.403	57.209	116	13.857	56.808
116	7.500	1:41.125	116	9.480	57.205	113	10.036	55.593	116	12.494	56.661	114	13.996	56.727
113	7.738	1:40.474	113	9.544	57.031	116	10.675	56.296	114	12.714	56.742	133	14.991	56.761
114	8.943	1:40.115	114	9.998	56.280	114	10.814	55.917	133	13.675	55.801	161	15.438	57.003
133	10.886	1:41.089	133	12.022	56.361	133	12.716	55.795	161	13.880	55.354	128	15.595	55.756
161	11.263	1:40.955	161	12.682	56.644	161	13.368	55.787	128	15.284	56.265	130	17.883	57.122
128	11.663	1:40.772	128	12.775	56.337	128	13.861	56.187	130	16.206	56.510	111	24.276	59.345
130	11.913	1:39.881	130	13.593	56.905	130	14.538	56.046	111	20.376	58.764	167	24.446	58.387
111	12.998	1:39.958	111	14.664	56.891	111	16.454	56.891	167	21.504	56.730	125	28.047	57.255
167	14.652	1:39.742	167	17.699	58.272	167	19.616	57.018	125	26.237	57.283	169	33.412	59.515
164	16.559	1:40.960	164	21.751	1:00.417	125	23.796	56.959	169	29.342	59.057	164	35.905	58.722
169	17.715	1:41.064	169	21.825	59.335	169	25.127	58.403	164	32.628	1:00.444			
125	18.550	1:40.459	125	21.938	58.613	164	27.026	1:00.376						

Weather / Track : Cloudy / Dry

Brands Hatch Indy
 Circuit Length = 1.2079 miles
 Start: 14:57 End: 15:15

McMillan Motorsport Caterham Graduate Championship (Super Graduates)

RACE 3 - LAP CHART

Lap 11			Lap 12			Lap 13		
No	Behind	Laptime	No	Behind	Laptime	No	Behind	Laptime
124		55.381	124		55.329	124		54.840
109	0.389	55.625	109	0.117	55.057	109	0.090	54.813
104	2.305	54.863	104	1.381	54.405	104	0.644	54.103
102	2.868	55.373	102	2.041	54.502	102	1.555	54.354
107	4.365	55.843	107	4.436	55.400	107	4.257	54.661
151	4.395	55.556	151	4.828	55.762	151	4.560	54.572
166	4.942	55.664	166	5.076	55.463	166	5.104	54.868
150	6.018	56.571	150	5.214	54.525	150	5.193	54.819
122	6.298	56.148	122	5.926	54.957	122	5.964	54.878
155	8.952	55.763	155	9.432	55.809	155	10.022	55.430
144	10.313	55.933	144	10.428	55.444	144	10.577	54.989
119	11.903	55.496	119	12.608	56.034	119	14.263	56.495
113	12.241	55.167	113	12.772	55.860	113	14.321	56.389
123	14.985	56.615	123	16.246	56.590	123	18.121	56.715
114	15.039	56.424	114	16.354	56.644	114	18.161	56.647
116	15.384	56.908	116	16.649	56.594	133	19.160	57.253
133	15.648	56.038	133	16.747	56.428	116	19.266	57.457
161	15.884	55.827	161	17.092	56.537	161	19.623	57.371
128	15.993	55.779	128	17.816	57.152	128	19.703	56.727
130	19.340	56.838	130	20.870	56.859	130	23.327	57.297
111	27.301	58.406	111	30.008	58.036	111	32.466	57.298
167	27.419	58.354	167	30.055	57.965	125	32.879	57.142
125	29.397	56.731	125	30.577	56.509	167	33.332	58.117
169	37.631	59.600	169	40.984	58.682	169	43.946	57.802
164	39.187	58.663	164	41.724	57.866	164	44.836	57.952

Weather / Track : Cloudy / Dry

Brands Hatch Indy
Circuit Length = 1.2079 miles
Start: 14:57 End: 15:15

McMillan Motorsport Caterham Graduate Championship (Super Graduates)

RACE 11 - CLASSIFICATION

POS	NO	CL	NAME	ENTRY	LAPS	TIME	GAP	DIFF	MPH	BEST	ON
1	109		Toby BRIANT	Caterham 7	23	21:06.702			78.95	54.002	23
2	124		Reece SOMERFIELD	Caterham 7	23	21:07.272	0.570	0.570	78.92	54.072	18
3	150		Edward BENSON	Caterham 7	23	21:07.307	0.605	0.035	78.92	53.943	18
4	104		Dylan STANLEY	Caterham 7	23	21:12.196	5.494	4.889	78.61	53.693	15
5	102		Jamie WARING	Caterham 7	23	21:12.833	6.131	0.637	78.57	54.183	17
6	166		Charles ELLIOTT	Caterham 7	23	21:13.709	7.007	0.876	78.52	54.239	7
7	107		Andy SKINNER	Caterham 7	23	21:19.017	12.315	5.308	78.19	54.395	7
8	113		Sean MIGHALL	Caterham 7	23	21:20.729	14.027	1.712	78.09	54.600	16
9	114		Duncan LEWIS	Caterham 7	23	21:24.649	17.947	3.920	77.85	54.705	9
10	119		Anthony JAFFE	Caterham 7	23	21:25.149	18.447	0.500	77.82	54.620	20
11	108		Gareth CORDEY	Caterham 7	23	21:25.435	18.733	0.286	77.80	54.807	20
12	122		Roger FORD	Caterham 7	23	21:34.973	28.271	9.538	77.23	54.584	7
13	116		James BATCHELOR	Caterham 7	23	21:35.177	28.475	0.204	77.22	54.969	15
14	161		Chris ROME	Caterham 7	23	21:35.510	28.808	0.333	77.20	54.799	19
15	144		Chris LEGG	Caterham 7	23	21:44.212	37.510	8.702	76.68	54.299	22
16	112		Steve HUMPHREYS	Caterham 7	23	21:44.215	37.513	0.003	76.68	55.421	19
17	128		Martin KAY	Caterham 7	23	21:44.467	37.765	0.252	76.67	54.670	9
18	125		Stephen HIRONS	Caterham 7	23	21:50.300	43.598	5.833	76.33	55.178	18
19	130		Jonathan MILLER	Caterham 7	23	21:56.056	49.354	5.756	75.99	55.620	22
20	155		Andrew SAGAR	Caterham 7	23	21:56.369	49.667	0.313	75.98	54.923	23
21	167		Stephen CAPSEY	Caterham 7	23	21:58.642	51.940	2.273	75.84	55.175	23
22	111		Yolande HUMPHREYS	Caterham 7	23	21:59.136	52.434	0.494	75.82	55.615	21
23	133		Andrew REDD	Caterham 7	23	21:59.746	53.044	0.610	75.78	54.962	14
24	164		Paul ELLIOTT	Caterham 7	22	21:29.110	1 lap	1 lap	74.21	56.753	18
25	169		Barry WHITE	Caterham 7	22	21:29.210	1 lap	0.100	74.20	56.599	18

NOT CLASSIFIED

DNF 151 Luke TZOUROU Caterham 7

0

FASTEST LAP

104 Dylan STANLEY Caterham 7

15

53.693

80.99 mph

130.34 kph

Weather / Track : Cloudy / Dry

These results are provisional until the conclusion of any judicial and technical matters.

Brands Hatch Indy

Circuit Length = 1.2079 miles

Start: 12:39 End: 13:01

Clerk of Course :

Timekeeper :

McMillan Motorsport Caterham Graduate Championship (Super Graduates)

RACE 11 - LAP CHART

Lap 1			Lap 2			Lap 3			Lap 4			Lap 5		
No	Behind	Laptime	No	Behind	Laptime	No	Behind	Laptime	No	Behind	Laptime	No	Behind	Laptime
124		1:02.264	124		55.498	124		55.681	124		55.642	124		55.335
150	0.937	1:03.201	150	1.228	55.789	150	0.698	55.151	150	0.661	55.605	150	0.167	54.841
109	0.974	1:03.238	109	1.489	56.013	109	0.939	55.131	102	1.546	55.741	109	0.726	54.469
102	1.439	1:03.703	102	2.479	56.538	102	1.447	54.649	109	1.592	56.295	102	1.013	54.802
166	1.658	1:03.922	166	2.773	56.613	166	1.994	54.902	104	1.996	55.577	104	1.448	54.787
107	2.024	1:04.288	107	3.008	56.482	104	2.061	54.352	166	2.250	55.898	166	1.898	54.983
122	2.215	1:04.479	104	3.390	56.645	107	2.708	55.381	107	2.341	55.275	107	2.387	55.381
104	2.243	1:04.507	122	3.675	56.958	122	3.031	55.037	122	2.641	55.252	122	2.905	55.599
113	2.945	1:05.209	113	3.988	56.541	113	3.596	55.289	155	4.613	56.172	155	4.600	55.322
155	3.280	1:05.544	155	4.356	56.574	155	4.083	55.408	113	4.941	56.987	113	4.877	55.271
108	3.788	1:06.052	108	4.681	56.391	108	4.712	55.712	108	5.101	56.031	108	5.443	55.677
119	4.473	1:06.737	119	5.248	56.273	119	5.355	55.788	119	5.496	55.783	119	5.776	55.615
144	4.607	1:06.871	128	6.327	57.064	128	6.194	55.548	128	5.607	55.055	128	5.888	55.616
128	4.761	1:07.025	144	6.956	57.847	144	6.896	55.621	144	6.286	55.032	114	6.767	55.539
112	5.393	1:07.657	114	7.410	57.442	114	7.152	55.423	114	6.563	55.053	144	7.176	56.225
114	5.466	1:07.730	112	7.885	57.990	112	8.752	56.548	112	8.835	55.725	112	9.388	55.888
116	5.912	1:08.176	116	8.414	58.000	116	9.132	56.399	116	9.366	55.876	116	9.763	55.732
125	6.640	1:08.904	125	8.904	57.762	125	9.986	56.763	161	10.408	55.678	161	10.279	55.206
130	7.563	1:09.827	161	10.254	58.134	161	10.372	55.799	125	11.124	56.780	125	12.054	56.265
161	7.618	1:09.882	130	10.996	58.931	130	12.653	57.338	130	13.588	56.577	130	14.640	56.387
111	7.965	1:10.229	111	11.347	58.880	111	13.243	57.577	111	14.079	56.478	111	15.479	56.735
164	9.478	1:11.742	164	12.096	58.116	164	13.936	57.521	164	15.264	56.970	164	17.356	57.427
169	10.171	1:12.435	169	13.186	58.513	169	14.767	57.262	169	16.853	57.728	167	19.133	57.122
167	10.738	1:13.002	167	13.816	58.576	167	15.260	57.125	167	17.346	57.728	169	19.776	58.258
133	28.114	1:30.378	133	31.420	58.804	133	33.047	57.308	133	33.966	56.561	133	34.419	55.788

Weather / Track : Cloudy / Dry

Brands Hatch Indy
Circuit Length = 1.2079 miles
Start: 12:39 End: 13:01

McMillan Motorsport Caterham Graduate Championship (Super Graduates)

RACE 11 - LAP CHART

Lap 6			Lap 7			Lap 8			Lap 9			Lap 10		
No	Behind	Laptime	No	Behind	Laptime	No	Behind	Laptime	No	Behind	Laptime	No	Behind	Laptime
124		55.016	124		54.844	124		54.784	124		55.305	109		54.988
150	0.604	55.453	150	0.225	54.465	109	0.014	54.403	109	0.131	55.422	150	0.280	54.972
109	0.810	55.100	109	0.395	54.429	150	0.186	54.745	150	0.427	55.546	104	0.282	54.190
104	1.041	54.609	104	0.600	54.403	102	1.213	54.934	104	1.211	55.134	124	0.286	55.405
102	1.400	55.403	102	1.063	54.507	104	1.382	55.566	102	1.282	55.374	102	0.654	54.491
166	1.839	54.957	166	1.234	54.239	166	1.870	55.420	166	1.693	55.128	166	1.098	54.524
107	2.321	54.950	107	1.872	54.395	107	1.982	54.894	107	1.835	55.158	107	1.464	54.748
122	2.636	54.747	122	2.376	54.584	122	2.317	54.725	122	2.244	55.232	122	1.773	54.648
113	5.340	55.479	113	5.709	55.213	113	6.250	55.325	113	6.231	55.286	113	6.503	55.391
128	6.517	55.645	128	6.453	54.780	128	6.989	55.320	128	6.354	54.670	128	6.563	55.328
119	6.906	56.146	119	7.160	55.098	119	7.497	55.121	119	7.115	54.923	114	7.084	55.017
114	7.033	55.282	114	7.235	55.046	114	7.786	55.335	114	7.186	54.705	119	7.466	55.470
108	7.396	56.969	108	7.758	55.206	144	8.138	54.944	144	7.555	54.722	144	7.739	55.303
144	7.728	55.568	144	7.978	55.094	108	8.784	55.810	108	8.530	55.051	108	8.354	54.943
112	10.172	55.800	112	11.497	56.169	112	12.969	56.256	116	13.633	55.867	116	14.344	55.830
116	10.228	55.481	116	11.695	56.311	116	13.071	56.160	161	13.957	55.710	161	14.578	55.740
161	10.439	55.176	161	12.790	57.195	161	13.552	55.546	112	14.312	56.648	112	14.718	55.525
125	13.638	56.600	125	15.005	56.211	125	16.952	56.731	125	18.014	56.367	125	19.389	56.494
130	16.904	57.280	130	19.364	57.304	111	21.296	56.638	111	23.260	57.269	130	25.337	57.136
111	17.131	56.668	111	19.442	57.155	130	21.547	56.967	130	23.320	57.078	111	25.521	57.380
167	21.294	57.177	167	22.898	56.448	167	24.615	56.501	167	25.674	56.364	167	26.285	55.730
164	21.338	58.998	164	24.355	57.861	164	27.137	57.566	164	30.025	58.193	155	33.283	57.005
169	23.940	59.180	169	27.266	58.170	169	30.293	57.811	155	31.397	56.357	164	34.377	59.471
155	28.691	1:19.107	155	29.094	55.247	155	30.345	56.035	169	33.066	58.078	169	35.498	57.551
133	35.002	55.599	133	35.361	55.203	133	35.856	55.279	133	35.803	55.252	133	35.946	55.262

Weather / Track : Cloudy / Dry

Brands Hatch Indy
 Circuit Length = 1.2079 miles
 Start: 12:39 End: 13:01

McMillan Motorsport Caterham Graduate Championship (Super Graduates)

RACE 11 - LAP CHART

Lap 11			Lap 12			Lap 13			Lap 14			Lap 15		
No	Behind	Laptime	No	Behind	Laptime	No	Behind	Laptime	No	Behind	Laptime	No	Behind	Laptime
109		54.788	109		54.489	109		54.256	109		54.247	109		54.332
124	0.086	54.588	124	0.221	54.624	124	0.201	54.236	124	0.043	54.089	124	0.080	54.369
104	0.747	55.253	150	0.977	54.544	150	0.886	54.165	150	0.744	54.105	150	0.698	54.286
150	0.922	55.430	102	1.659	54.865	102	3.059	55.656	102	3.390	54.578	102	3.640	54.582
102	1.283	55.417	166	1.722	54.720	166	3.209	55.743	166	3.567	54.605	166	3.747	54.512
166	1.491	55.181	107	2.450	54.824	107	3.722	55.528	107	4.243	54.768	107	4.329	54.418
107	2.115	55.439	122	2.706	55.067	104	5.017	56.345	104	5.173	54.403	104	4.534	53.693
122	2.128	55.143	104	2.928	56.670	113	9.121	54.983	113	9.649	54.775	113	10.018	54.701
113	7.185	55.470	113	8.394	55.698	114	9.329	55.140	114	10.075	54.993	114	10.723	54.980
114	7.355	55.059	114	8.445	55.579	119	10.651	56.285	108	11.598	55.176	108	12.539	55.273
119	7.975	55.297	119	8.622	55.136	108	10.669	55.324	119	11.810	55.406	119	12.774	55.296
108	9.127	55.561	108	9.601	54.963	122	18.288	1:09.838	122	19.777	55.736	122	21.352	55.907
116	16.700	57.144	116	17.931	55.720	116	20.053	56.378	116	20.813	55.007	116	21.450	54.969
161	17.131	57.341	161	18.148	55.506	161	20.558	56.666	161	21.119	54.808	161	21.981	55.194
112	18.147	58.217	112	19.210	55.552	112	20.982	56.028	112	22.305	55.570	112	23.975	56.002
128	18.473	1:06.698	128	19.503	55.519	128	21.208	55.961	128	22.649	55.688	128	24.062	55.745
125	21.327	56.726	125	23.476	56.638	125	25.568	56.348	125	27.621	56.300	144	30.226	56.540
144	23.945	1:10.994	144	25.491	56.035	144	27.220	55.985	144	28.018	55.045	125	30.271	56.982
130	27.904	57.355	130	29.829	56.414	130	33.044	57.471	130	35.383	56.586	130	36.862	55.811
111	28.330	57.597	111	30.063	56.222	111	33.156	57.349	111	35.787	56.878	111	38.008	56.553
167	28.509	57.012	167	30.463	56.443	167	33.722	57.515	167	35.841	56.366	167	38.268	56.759
155	34.446	55.951	155	35.587	55.630	155	36.767	55.436	155	37.721	55.201	155	38.935	55.546
133	37.344	56.186	133	37.984	55.129	133	39.609	55.881	133	40.324	54.962	133	41.134	55.142
164	38.375	58.786	164	41.683	57.797	164	45.276	57.849	164	49.698	58.669	164	53.181	57.815
169	38.509	57.799	169	41.913	57.893	169	45.288	57.631	169	49.902	58.861	169	53.230	57.660

Weather / Track : Cloudy / Dry

Brands Hatch Indy
 Circuit Length = 1.2079 miles
 Start: 12:39 End: 13:01

McMillan Motorsport Caterham Graduate Championship (Super Graduates)

RACE 11 - LAP CHART

Lap 16			Lap 17			Lap 18			Lap 19			Lap 20		
No	Behind	Laptime	No	Behind	Laptime	No	Behind	Laptime	No	Behind	Laptime	No	Behind	Laptime
109		54.215	109		55.083	109		54.327	109		54.149	109		54.420
124	0.057	54.192	150	0.434	55.057	150	0.050	53.943	150	0.266	54.365	150	0.057	54.211
150	0.460	53.977	124	0.510	55.536	124	0.255	54.072	124	0.756	54.650	124	0.542	54.206
102	3.832	54.407	164	1 LAP	58.562	102	3.447	54.842	104	4.008	54.221	104	4.113	54.525
166	4.148	54.616	169	1 LAP	58.849	104	3.936	54.067	102	4.013	54.715	102	4.280	54.687
104	5.375	55.056	102	2.932	54.183	166	4.752	55.674	166	5.178	54.575	166	5.336	54.578
107	5.702	55.588	166	3.405	54.340	107	6.579	55.328	107	7.901	55.471	107	8.809	55.328
113	10.403	54.600	104	4.196	53.904	164	1 LAP	58.807	164	1 LAP	56.753	113	11.975	55.173
114	11.731	55.223	107	5.578	54.959	169	1 LAP	59.313	169	1 LAP	56.599	169	1 LAP	57.130
108	13.620	55.296	113	10.162	54.842	113	10.560	54.725	113	11.222	54.811	164	1 LAP	58.151
119	13.889	55.330	114	11.868	55.220	114	12.620	55.079	114	13.822	55.351	114	14.712	55.310
122	22.333	55.196	108	13.898	55.361	119	14.636	54.994	119	15.656	55.169	119	15.856	54.620
116	22.882	55.647	119	13.969	55.163	108	14.992	55.421	108	15.920	55.077	108	16.307	54.807
161	23.712	55.946	122	22.352	55.102	122	23.504	55.479	122	24.604	55.249	122	25.431	55.247
112	25.842	56.082	116	22.936	55.137	116	23.695	55.086	116	24.675	55.129	116	25.641	55.386
128	25.979	56.132	161	23.857	55.228	161	24.407	54.877	161	25.057	54.799	161	25.852	55.215
144	31.754	55.743	112	26.776	56.017	112	28.278	55.829	112	29.550	55.421	112	31.542	56.412
125	32.686	56.630	128	26.885	55.989	128	28.757	56.199	128	29.685	55.077	128	31.668	56.403
130	38.570	55.923	144	32.643	55.972	144	33.473	55.157	144	34.642	55.318	144	35.165	54.943
111	40.386	56.593	125	33.343	55.740	125	34.194	55.178	125	35.941	55.896	125	37.825	56.304
167	41.081	57.028	130	39.642	56.155	130	41.463	56.148	130	43.450	56.136	130	44.951	55.921
155	41.594	56.874	111	41.608	56.305	111	43.756	56.475	111	46.272	56.665	155	47.700	55.746
133	42.283	55.364	167	41.717	55.719	155	44.210	56.091	155	46.374	56.313	111	48.074	56.222
			155	42.446	55.935	167	44.557	57.167	167	46.488	56.080	167	48.479	56.411
			133	42.945	55.745	133	45.040	56.422	133	48.045	57.154	133	49.549	55.924

Weather / Track : Cloudy / Dry

Brands Hatch Indy
Circuit Length = 1.2079 miles
Start: 12:39 End: 13:01

McMillan Motorsport Caterham Graduate Championship (Super Graduates)

RACE 11 - LAP CHART

Lap 21			Lap 22			Lap 23		
No	Behind	Laptime	No	Behind	Laptime	No	Behind	Laptime
150		54.391	109		54.355	109		54.002
109	0.103	54.551	150	0.030	54.488	124	0.570	54.213
124	0.308	54.214	124	0.359	54.509	150	0.605	54.577
104	4.822	55.157	104	5.219	54.855	104	5.494	54.277
102	4.904	55.072	102	5.354	54.908	102	6.131	54.779
166	6.000	55.112	166	6.232	54.690	166	7.007	54.777
107	9.500	55.139	107	10.658	55.616	107	12.315	55.659
113	12.391	54.864	113	13.023	55.090	113	14.027	55.006
114	16.016	55.752	114	16.682	55.124	114	17.947	55.267
119	16.641	55.233	119	17.277	55.094	119	18.447	55.172
169	1 LAP	58.245	108	17.692	55.269	108	18.733	55.043
108	16.881	55.022	164	1 LAP	56.769	164	1 LAP	56.990
164	1 LAP	58.297	169	1 LAP	57.516	169	1 LAP	56.728
122	26.063	55.080	122	26.875	55.270	122	28.271	55.398
116	26.259	55.066	116	27.049	55.248	116	28.475	55.428
161	26.753	55.349	161	27.395	55.100	161	28.808	55.415
112	33.159	56.065	112	34.908	56.207	144	37.510	56.053
128	33.245	56.025	128	35.069	56.282	112	37.513	56.607
144	35.618	54.901	144	35.459	54.299	128	37.765	56.698
125	39.443	56.066	125	41.186	56.201	125	43.598	56.414
130	46.554	56.051	130	47.716	55.620	130	49.354	55.640
155	48.277	55.025	155	48.746	54.927	155	49.667	54.923
111	49.241	55.615	111	50.708	55.925	167	51.940	55.175
167	49.496	55.465	167	50.767	55.729	111	52.434	55.728
133	50.347	55.246	133	51.342	55.453	133	53.044	55.704

Weather / Track : Cloudy / Dry

Brands Hatch Indy
Circuit Length = 1.2079 miles
Start: 12:39 End: 13:01

**Autoglym Post Historic Touring Car Championship i.a.w. Dunlop
QUALIFYING - RACE 1 - CLASSIFICATION**

POS	NO	CL	NAME	ENTRY	TIME	ON	LAPS	GAP	DIFF	MPH
1	55	A	David HOWARD	Jaguar XJ12	57.242	5	11			75.96
2	16	C	Mark LUCOCK	Ford Escort Mk 1 RS2000	58.238	12	15	0.996	0.996	74.66
3	22	B	William JENKINS	BMW 3.0 CSL	58.316	15	15	1.074	0.078	74.56
4	25	D	Brian STEVENS	Lotus Cortina	58.655	5	11	1.413	0.339	74.13
5	49	C	Mark OSBORNE	Triumph Dolomite Sprint	59.047	8	13	1.805	0.392	73.64
6	76	B	Neil BRAY	Ford Capri	59.190	6	14	1.948	0.143	73.46
7	50	B	Peter HOLTON	Rover P6	1:00.237	14	14	2.995	1.047	72.19
8	12	D	Tony CRATES	Ford Cortina Lotus Mk 2	1:01.150	13	14	3.908	0.913	71.11
9	10	A	Tony PALMER	Ford Mustang	1:03.328	10	14	6.086	2.178	68.66

Weather / Track : Sunny / Dry
These results are provisional until the conclusion of any judicial and technical matters.

Brands Hatch Indy
Circuit Length = 1.2079 miles
Start: 09:48 End: 10:04

Clerk of Course :		Timekeeper :
-------------------	--	--------------

Autoglym Post Historic Touring Car Championship i.a.w. Dunlop

QUALIFYING - RACE 1 - LAP ANALYSIS

10	Tony PALMER		A Ford Mustang				
1 -	1:25.918	+ 22.590	9:49:59.990	8 -	1:04.530	+ 1.202	9:57:48.863
2 -	1:15.582	+ 12.254	9:51:15.572	9 -	1:03.985	+ 0.657	9:58:52.848
3 -	1:07.070	+ 3.742	9:52:22.642	10 -	1:03.328		9:59:56.176
4 -	1:06.030	+ 2.702	9:53:28.672	11 -	1:03.429	+ 0.101	10:00:59.605
5 -	1:05.525	+ 2.197	9:54:34.197	12 -	1:04.122	+ 0.794	10:02:03.727
6 -	1:05.238	+ 1.910	9:55:39.435	13 -	1:04.054	+ 0.726	10:03:07.781
7 -	1:04.898	+ 1.570	9:56:44.333	14 -	1:04.087	+ 0.759	10:04:11.868
12	Tony CRATES		D Ford Cortina Lotus Mk 2				
1 -	1:16.158	+ 15.008	9:49:55.324	8 -	1:01.842	+ 0.692	9:57:09.909
2 -	1:03.623	+ 2.473	9:50:58.947	9 -	1:01.379	+ 0.229	9:58:11.288
3 -	1:02.529	+ 1.379	9:52:01.476	10 -	1:02.465	+ 1.315	9:59:13.753
4 -	1:01.989	+ 0.839	9:53:03.465	11 -	1:01.372	+ 0.222	10:00:15.125
5 -	1:01.395	+ 0.245	9:54:04.860	12 -	1:02.018	+ 0.868	10:01:17.143
6 -	1:01.789	+ 0.639	9:55:06.649	13 -	1:01.150		10:02:18.293
7 -	1:01.418	+ 0.268	9:56:08.067	14 -	1:01.818	+ 0.668	10:03:20.111
16	Mark LUCOCK		C Ford Escort Mk 1 RS2000				
1 -	1:09.882	+ 11.644	9:49:31.730	9 -	58.908	+ 0.670	9:57:26.496
2 -	1:00.667	+ 2.429	9:50:32.397	10 -	58.594	+ 0.356	9:58:25.090
3 -	59.337	+ 1.099	9:51:31.734	11 -	58.749	+ 0.511	9:59:23.839
4 -	59.571	+ 1.333	9:52:31.305	12 -	58.238		10:00:22.077
5 -	59.482	+ 1.244	9:53:30.787	13 -	58.684	+ 0.446	10:01:20.761
6 -	58.798	+ 0.560	9:54:29.585	14 -	58.688	+ 0.450	10:02:19.449
7 -	59.004	+ 0.766	9:55:28.589	15 -	59.047	+ 0.809	10:03:18.496
8 -	58.999	+ 0.761	9:56:27.588				
22	William JENKINS		B BMW 3.0 CSL				
1 -	1:16.171	+ 17.855	9:49:39.581	9 -	58.567	+ 0.251	9:57:39.261
2 -	1:04.977	+ 6.661	9:50:44.558	10 -	58.633	+ 0.317	9:58:37.894
3 -	1:00.744	+ 2.428	9:51:45.302	11 -	58.792	+ 0.476	9:59:36.686
4 -	59.628	+ 1.312	9:52:44.930	12 -	58.890	+ 0.574	10:00:35.576
5 -	58.508	+ 0.192	9:53:43.438	13 -	58.591	+ 0.275	10:01:34.167
6 -	58.783	+ 0.467	9:54:42.221	14 -	58.865	+ 0.549	10:02:33.032
7 -	59.133	+ 0.817	9:55:41.354	15 -	58.316		10:03:31.348
8 -	59.340	+ 1.024	9:56:40.694				
25	Brian STEVENS		D Lotus Cortina				
1 -	1:12.421	+ 13.766	9:49:37.051	7 -	59.062	+ 0.407	9:55:33.405
2 -	1:00.991	+ 2.336	9:50:38.042	8 -	59.694	+ 1.039	9:56:33.099
3 -	59.394	+ 0.739	9:51:37.436	9 -	59.317	+ 0.662	9:57:32.416
4 -	59.215	+ 0.560	9:52:36.651	10 -	1:00.054	+ 1.399	9:58:32.470
5 -	58.655		9:53:35.306	11 -	59.338	+ 0.683	9:59:31.808
6 -	59.037	+ 0.382	9:54:34.343				
49	Mark OSBORNE		C Triumph Dolomite Sprint				
1 -	1:16.964	+ 17.917	9:50:01.022	8 -	59.047		9:56:58.939
2 -	1:01.974	+ 2.927	9:51:02.996	9 -	59.495	+ 0.448	9:57:58.434
3 -	59.768	+ 0.721	9:52:02.764	10 -	59.259	+ 0.212	9:58:57.693
4 -	59.333	+ 0.286	9:53:02.097	11 -	59.155	+ 0.108	9:59:56.848
5 -	59.514	+ 0.467	9:54:01.611	12 -	59.101	+ 0.054	10:00:55.949
6 -	59.224	+ 0.177	9:55:00.835	13 -	1:04.686	+ 5.639	10:02:00.635
7 -	59.057	+ 0.010	9:55:59.892				
50	Peter HOLTON		B Rover P6				
1 -	1:21.568	+ 21.331	9:50:02.711	8 -	1:01.144	+ 0.907	9:57:29.408
2 -	1:10.788	+ 10.551	9:51:13.499	9 -	1:02.383	+ 2.146	9:58:31.791
3 -	1:06.819	+ 6.582	9:52:20.318	10 -	1:02.075	+ 1.838	9:59:33.866
4 -	1:02.377	+ 2.140	9:53:22.695	11 -	1:02.164	+ 1.927	10:00:36.030
5 -	1:01.335	+ 1.098	9:54:24.030	12 -	1:00.514	+ 0.277	10:01:36.544
6 -	1:02.741	+ 2.504	9:55:26.771	13 -	1:00.554	+ 0.317	10:02:37.098

Weather / Track : Sunny / Dry

Brands Hatch Indy
Circuit Length = 1.2079 miles
Start: 09:48 End: 10:04

**Autoglym Post Historic Touring Car Championship i.a.w. Dunlop
 QUALIFYING - RACE 1 - LAP ANALYSIS**


7 -	1:01.493	+ 1.256	9:56:28.264	14 -	1:00.237		10:03:37.335
55	David HOWARD		A Jaguar XJ12				
1 -	1:09.658	+ 12.416	9:49:45.920	7 -	58.824	+ 1.582	9:55:36.869
2 -	1:00.263	+ 3.021	9:50:46.183	8 -	58.066	+ 0.824	9:56:34.935
3 -	59.415	+ 2.173	9:51:45.598	9 -	57.960	+ 0.718	9:57:32.895
4 -	57.727	+ 0.485	9:52:43.325	10 -	58.878	+ 1.636	9:58:31.773
5 -	57.242		9:53:40.567	11 -	57.658	+ 0.416	9:59:29.431
6 -	57.478	+ 0.236	9:54:38.045				
76	Neil BRAY		B Ford Capri				
1 -	1:21.519	+ 22.329	9:50:08.544	8 -	59.999	+ 0.809	9:57:24.079
2 -	1:09.584	+ 10.394	9:51:18.128	9 -	59.810	+ 0.620	9:58:23.889
3 -	1:05.630	+ 6.440	9:52:23.758	10 -	1:00.004	+ 0.814	9:59:23.893
4 -	1:01.878	+ 2.688	9:53:25.636	11 -	59.382	+ 0.192	10:00:23.275
5 -	59.588	+ 0.398	9:54:25.224	12 -	1:02.199	+ 3.009	10:01:25.474
6 -	59.190		9:55:24.414	13 -	1:02.302	+ 3.112	10:02:27.776
7 -	59.666	+ 0.476	9:56:24.080	14 -	1:01.068	+ 1.878	10:03:28.844

Weather / Track : Sunny / Dry

Brands Hatch Indy
 Circuit Length = 1.2079 miles
 Start: 09:48 End: 10:04

Autoglym Post Historic Touring Car Championship i.a.w. Dunlop

RACE 1 - GRID

ROW 5	1:03.328 10 Tony PALMER		
ROW 4		1:00.237 50 Peter HOLTON	1:01.150 12 Tony CRATES
ROW 3	59.047 49 Mark OSBORNE		59.190 76 Neil BRAY
ROW 2		58.316 22 William JENKINS	58.655 25 Brian STEVENS
ROW 1	57.242 55 David HOWARD		58.238 16 Mark LUCOCK
Pole			
			

Brands Hatch Indy
Circuit Length = 1.2079 miles

These results are provisional until the conclusion of any judicial and technical matters.

Clerk of Course :		Timekeeper :
-------------------	--	--------------

Autoglym Post Historic Touring Car Championship i.a.w. Dunlop

RACE 1 - CLASSIFICATION

POS	NO	CL	NAME	ENTRY	LAPS	TIME	GAP	DIFF	MPH	BEST	ON
1	55	A	David HOWARD	Jaguar XJ12	21	20:26.000			74.48	57.043	5
2	22	B	William JENKINS	BMW 3.0 CSL	21	20:45.050	19.050	19.050	73.34	57.999	15
3	76	B	Neil BRAY	Ford Capri	21	20:46.524	20.524	1.474	73.26	58.300	20
4	25	D	Brian STEVENS	Lotus Cortina	21	21:07.032	41.032	20.508	72.07	59.034	6
5	49	C	Mark OSBORNE	Triumph Dolomite Sprint	20	20:32.168	1 lap	1 lap	70.58	58.339	4
6	12	D	Tony CRATES	Ford Cortina Lotus Mk 2	20	20:52.211	1 lap	20.043	69.45	1:01.286	20
7	10	A	Tony PALMER	Ford Mustang	20	21:16.933	1 lap	24.722	68.11	1:02.643	5

NOT CLASSIFIED

DNF	16	C	Mark LUCOCK	Ford Escort Mk 1 RS2000	16	15:45.159	5 laps	4 laps	73.61	58.188	2
DNF	50	B	Peter HOLTON	Rover P6	0						

FASTEST LAP

55	A	David HOWARD	Jaguar XJ12	5	57.043	76.23 mph	122.68 kph
22	B	William JENKINS	BMW 3.0 CSL	15	57.999	74.97 mph	120.66 kph
16	C	Mark LUCOCK	Ford Escort Mk 1 RS2000	2	58.188	74.73 mph	120.27 kph
25	D	Brian STEVENS	Lotus Cortina	6	59.034	73.66 mph	118.54 kph

Weather / Track : Cloudy / Dry

These results are provisional until the conclusion of any judicial and technical matters.

Brands Hatch Indy
Circuit Length = 1.2079 miles
Start: 13:57 End: 14:18

Clerk of Course :	Timekeeper :
-------------------	--------------

Autoglym Post Historic Touring Car Championship i.a.w. Dunlop

RACE 1 - LAP CHART

Lap 1			Lap 2			Lap 3			Lap 4			Lap 5		
No	Behind	Laptime	No	Behind	Laptime	No	Behind	Laptime	No	Behind	Laptime	No	Behind	Laptime
55		1:02.930	55		57.282	55		57.946	55		57.319	55		57.043
76	1.546	1:04.476	16	2.785	58.188	16	3.435	58.596	16	4.652	58.536	16	6.130	58.521
16	1.879	1:04.809	76	3.408	59.144	76	4.030	58.568	76	5.560	58.849	76	6.861	58.344
22	3.662	1:06.592	22	5.731	59.351	22	6.460	58.675	22	7.697	58.556	22	9.011	58.357
49	4.420	1:07.350	49	6.235	59.097	49	7.203	58.914	49	8.223	58.339	49	9.884	58.704
25	5.170	1:08.100	25	7.930	1:00.042	25	9.292	59.308	25	11.646	59.673	25	13.794	59.191
10	8.436	1:11.366	10	15.655	1:04.501	10	20.758	1:03.049	10	26.380	1:02.941	12	31.547	1:02.019
12	8.588	1:11.518	12	16.399	1:05.093	12	21.257	1:02.804	12	26.571	1:02.633	10	31.980	1:02.643

Weather / Track : Cloudy / Dry

Brands Hatch Indy
 Circuit Length = 1.2079 miles
 Start: 13:57 End: 14:18

Autoglym Post Historic Touring Car Championship i.a.w. Dunlop

RACE 1 - LAP CHART

Lap 6			Lap 7			Lap 8			Lap 9			Lap 10		
No	Behind	Laptime	No	Behind	Laptime	No	Behind	Laptime	No	Behind	Laptime	No	Behind	Laptime
55		57.520	55		58.421	55		57.901	55		58.054	55		57.592
16	7.253	58.643	16	7.445	58.613	16	8.433	58.889	16	9.507	59.128	16	10.750	58.835
22	10.840	59.349	22	11.122	58.703	22	11.558	58.337	22	11.839	58.335	22	12.874	58.627
49	12.601	1:00.237	49	13.178	58.998	49	14.192	58.915	49	15.025	58.887	49	16.665	59.232
76	12.824	1:03.483	76	13.972	59.569	76	14.822	58.751	76	15.829	59.061	76	17.440	59.203
25	15.308	59.034	25	16.282	59.395	25	17.730	59.349	25	19.279	59.603	25	20.994	59.307
12	36.199	1:02.172	12	39.752	1:01.974	12	43.608	1:01.757	12	47.258	1:01.704	12	51.529	1:01.863
10	37.648	1:03.188	10	42.112	1:02.885	10	47.612	1:03.401	10	53.752	1:04.194			

Weather / Track : Cloudy / Dry

Brands Hatch Indy
 Circuit Length = 1.2079 miles
 Start: 13:57 End: 14:18

Autoglym Post Historic Touring Car Championship i.a.w. Dunlop

RACE 1 - LAP CHART

Lap 11			Lap 12			Lap 13			Lap 14			Lap 15		
No	Behind	Laptime	No	Behind	Laptime	No	Behind	Laptime	No	Behind	Laptime	No	Behind	Laptime
55		59.545	55		58.261	55		57.682	55		58.410	55		58.379
10	1 LAP	1:04.742	10	1 LAP	1:03.106	12	1 LAP	1:01.583	12	1 LAP	1:01.792	12	1 LAP	1:01.309
16	10.362	59.157	16	10.871	58.770	16	11.631	58.442	16	12.084	58.863	16	12.410	58.705
22	12.045	58.716	22	12.585	58.801	10	1 LAP	1:03.387	22	13.704	58.579	22	13.324	57.999
49	16.427	59.307	76	17.896	59.618	22	13.535	58.632	10	1 LAP	1:02.917	76	20.392	59.465
76	16.539	58.644	49	19.392	1:01.226	76	18.964	58.750	76	19.306	58.752	10	1 LAP	1:03.313
25	21.433	59.984	25	22.786	59.614	49	21.495	59.785	25	26.010	59.487	25	27.708	1:00.077
12	54.485	1:02.501				25	24.933	59.829	49	27.980	1:04.895	49	36.464	1:06.863

Weather / Track : Cloudy / Dry

Brands Hatch Indy
 Circuit Length = 1.2079 miles
 Start: 13:57 End: 14:18

Autoglym Post Historic Touring Car Championship i.a.w. Dunlop

RACE 1 - LAP CHART

Lap 16			Lap 17			Lap 18			Lap 19			Lap 20		
No	Behind	Laptime	No	Behind	Laptime	No	Behind	Laptime	No	Behind	Laptime	No	Behind	Laptime
55		58.576	55		58.150	55		58.249	55		58.559	55		59.766
12	1 LAP	1:01.511	12	1 LAP	1:01.718	12	1 LAP	1:02.441	22	19.432	1:00.811	49	1 LAP	1:03.516
16	12.298	58.464	22	16.334	1:01.387	22	17.180	59.095	12	1 LAP	1:02.175	22	18.555	58.889
22	13.097	58.349	76	21.597	58.765	76	21.817	58.469	76	21.970	58.712	76	20.504	58.300
76	20.982	59.166	25	31.078	59.769	25	33.005	1:00.176	25	35.119	1:00.673	12	1 LAP	1:02.358
10	1 LAP	1:03.095	10	1 LAP	1:04.121	10	1 LAP	1:03.780	10	1 LAP	1:03.401	25	37.232	1:01.879
25	29.459	1:00.327	49	53.907	1:03.761	49	57.980	1:02.322				10	1 LAP	1:03.457
49	48.296	1:10.408												

Weather / Track : Cloudy / Dry

Brands Hatch Indy
 Circuit Length = 1.2079 miles
 Start: 13:57 End: 14:18

**Autoglym Post Historic Touring Car Championship i.a.w. Dunlop
RACE 1 - LAP CHART**

Lap 21		
No	Behind	Laptime
55		58.415
49	1 LAP	1:01.412
22	19.050	58.910
76	20.524	58.435
12	1 LAP	1:01.286
25	41.032	1:02.215
10	1 LAP	1:03.446

Weather / Track : Cloudy / Dry

Brands Hatch Indy
Circuit Length = 1.2079 miles
Start: 13:57 End: 14:18

McMillan Motorsport Caterham Graduate Championship (Classic Graduates)
QUALIFYING - RACE 5 - CLASSIFICATION

POS	NO	CL	NAME	ENTRY	TIME	ON	LAPS	GAP	DIFF	MPH
1	88		Amanda BLACK	Caterham 7	58.368	14	15			74.50
2	75		Justin COX	Caterham 7	58.390	14	15	0.022	0.022	74.47
3	73		John PARKER	Caterham 7	58.463	12	15	0.095	0.073	74.38
4	98		James RUSSELL	Caterham 7	58.508	13	15	0.140	0.045	74.32
5	90		Rowan WILLIAMS	Caterham 7	58.525	13	15	0.157	0.017	74.30
6	89		Paul HAWKER	Caterham 7	58.601	11	15	0.233	0.076	74.20
7	71		Graeme SMITH	Caterham 7	58.785	13	15	0.417	0.184	73.97
8	81		Stu THOMPSON	Caterham 7	59.075	15	15	0.707	0.290	73.61
9	76		Trevor HARBER	Caterham 7	59.113	15	15	0.745	0.038	73.56
10	96		Colin JARDINE	Caterham 7	59.482	11	15	1.114	0.369	73.10
11	79		Pete CANNARD	Caterham 7	59.906	10	15	1.538	0.424	72.59
12	84		Sheila MARSHALL	Caterham 7	1:00.232	15	15	1.864	0.326	72.19
13	86		Darren GRAINGER	Caterham 7	1:00.750	15	15	2.382	0.518	71.58
14	83		Colin ROTHWELL	Caterham 7	1:01.065	13	15	2.697	0.315	71.21
15	91		Nigel LIDDELL	Caterham 7	1:02.846	4	14	4.478	1.781	69.19

Weather / Track : Sunny / Dry
 These results are provisional until the conclusion of any judicial and technical matters.

Brands Hatch Indy
 Circuit Length = 1.2079 miles
 Start: 10:07 End: 10:23

Clerk of Course :		Timekeeper :
-------------------	--	--------------

McMillan Motorsport Caterham Graduate Championship (Classic Graduates)

QUALIFYING - RACE 5 - LAP ANALYSIS

71	Graeme SMITH		Caterham 7				
1 -	1:06.669	+ 7.884	10:08:55.802	9 -	59.842	+ 1.057	10:16:51.380
2 -	1:00.208	+ 1.423	10:09:56.010	10 -	59.265	+ 0.480	10:17:50.645
3 -	59.445	+ 0.660	10:10:55.455	11 -	59.350	+ 0.565	10:18:49.995
4 -	59.307	+ 0.522	10:11:54.762	12 -	59.258	+ 0.473	10:19:49.253
5 -	59.235	+ 0.450	10:12:53.997	13 -	58.785		10:20:48.038
6 -	59.118	+ 0.333	10:13:53.115	14 -	58.934	+ 0.149	10:21:46.972
7 -	59.377	+ 0.592	10:14:52.492	15 -	1:02.349	+ 3.564	10:22:49.321
8 -	59.046	+ 0.261	10:15:51.538				
73	John PARKER		Caterham 7				
1 -	1:26.581	+ 28.118	10:09:35.255	9 -	58.818	+ 0.355	10:17:31.940
2 -	1:01.461	+ 2.998	10:10:36.716	10 -	58.798	+ 0.335	10:18:30.738
3 -	1:00.443	+ 1.980	10:11:37.159	11 -	58.819	+ 0.356	10:19:29.557
4 -	59.434	+ 0.971	10:12:36.593	12 -	58.463		10:20:28.020
5 -	59.268	+ 0.805	10:13:35.861	13 -	58.653	+ 0.190	10:21:26.673
6 -	59.190	+ 0.727	10:14:35.051	14 -	58.585	+ 0.122	10:22:25.258
7 -	59.215	+ 0.752	10:15:34.266	15 -	58.982	+ 0.519	10:23:24.240
8 -	58.856	+ 0.393	10:16:33.122				
75	Justin COX		Caterham 7				
1 -	1:07.467	+ 9.077	10:08:58.546	9 -	58.504	+ 0.114	10:16:53.415
2 -	58.947	+ 0.557	10:09:57.493	10 -	58.445	+ 0.055	10:17:51.860
3 -	58.719	+ 0.329	10:10:56.212	11 -	58.458	+ 0.068	10:18:50.318
4 -	58.888	+ 0.498	10:11:55.100	12 -	1:02.472	+ 4.082	10:19:52.790
5 -	58.858	+ 0.468	10:12:53.958	13 -	58.395	+ 0.005	10:20:51.185
6 -	58.971	+ 0.581	10:13:52.929	14 -	58.390		10:21:49.575
7 -	59.535	+ 1.145	10:14:52.464	15 -	58.914	+ 0.524	10:22:48.489
8 -	1:02.447	+ 4.057	10:15:54.911				
76	Trevor HARBER		Caterham 7				
1 -	1:12.236	+ 13.123	10:09:05.709	9 -	1:03.319	+ 4.206	10:17:12.435
2 -	1:01.389	+ 2.276	10:10:07.098	10 -	59.772	+ 0.659	10:18:12.207
3 -	1:00.268	+ 1.155	10:11:07.366	11 -	59.620	+ 0.507	10:19:11.827
4 -	1:00.938	+ 1.825	10:12:08.304	12 -	59.660	+ 0.547	10:20:11.487
5 -	1:00.126	+ 1.013	10:13:08.430	13 -	59.459	+ 0.346	10:21:10.946
6 -	59.900	+ 0.787	10:14:08.330	14 -	59.552	+ 0.439	10:22:10.498
7 -	1:00.356	+ 1.243	10:15:08.686	15 -	59.113		10:23:09.611
8 -	1:00.430	+ 1.317	10:16:09.116				
79	Pete CANNARD		Caterham 7				
1 -	1:08.917	+ 9.011	10:09:09.746	9 -	59.946	+ 0.040	10:17:13.499
2 -	1:01.472	+ 1.566	10:10:11.218	10 -	59.906		10:18:13.405
3 -	1:00.257	+ 0.351	10:11:11.475	11 -	59.951	+ 0.045	10:19:13.356
4 -	1:00.941	+ 1.035	10:12:12.416	12 -	59.985	+ 0.079	10:20:13.341
5 -	1:00.580	+ 0.674	10:13:12.996	13 -	59.984	+ 0.078	10:21:13.325
6 -	1:00.247	+ 0.341	10:14:13.243	14 -	1:00.170	+ 0.264	10:22:13.495
7 -	1:00.364	+ 0.458	10:15:13.607	15 -	1:00.055	+ 0.149	10:23:13.550
8 -	59.946	+ 0.040	10:16:13.553				
81	Stu THOMPSON		Caterham 7				
1 -	1:10.140	+ 11.065	10:09:06.717	9 -	59.921	+ 0.846	10:17:07.685
2 -	1:00.708	+ 1.633	10:10:07.425	10 -	59.688	+ 0.613	10:18:07.373
3 -	1:00.191	+ 1.116	10:11:07.616	11 -	59.223	+ 0.148	10:19:06.596
4 -	59.937	+ 0.862	10:12:07.553	12 -	59.749	+ 0.674	10:20:06.345
5 -	1:00.260	+ 1.185	10:13:07.813	13 -	1:00.347	+ 1.272	10:21:06.692
6 -	59.859	+ 0.784	10:14:07.672	14 -	1:00.313	+ 1.238	10:22:07.005
7 -	1:00.087	+ 1.012	10:15:07.759	15 -	59.075		10:23:06.080
8 -	1:00.005	+ 0.930	10:16:07.764				
83	Colin ROTHWELL		Caterham 7				
1 -	1:10.329	+ 9.264	10:09:09.684	9 -	1:01.788	+ 0.723	10:17:27.401

Weather / Track : Sunny / Dry

Brands Hatch Indy
Circuit Length = 1.2079 miles
Start: 10:07 End: 10:23

McMillan Motorsport Caterham Graduate Championship (Classic Graduates)

QUALIFYING - RACE 5 - LAP ANALYSIS

2 -	1:02.357	+ 1.292	10:10:12.041	10 -	1:01.803	+ 0.738	10:18:29.204
3 -	1:01.832	+ 0.767	10:11:13.873	11 -	1:01.545	+ 0.480	10:19:30.749
4 -	1:02.042	+ 0.977	10:12:15.915	12 -	1:01.498	+ 0.433	10:20:32.247
5 -	1:02.799	+ 1.734	10:13:18.714	13 -	1:01.065		10:21:33.312
6 -	1:02.346	+ 1.281	10:14:21.060	14 -	1:01.249	+ 0.184	10:22:34.561
7 -	1:01.950	+ 0.885	10:15:23.010	15 -	1:01.631	+ 0.566	10:23:36.192
8 -	1:02.603	+ 1.538	10:16:25.613				
84	Sheila MARSHALL			Caterham 7			
1 -	1:12.801	+ 12.569	10:09:17.407	9 -	1:00.261	+ 0.029	10:17:23.790
2 -	1:01.047	+ 0.815	10:10:18.454	10 -	1:01.007	+ 0.775	10:18:24.797
3 -	1:00.966	+ 0.734	10:11:19.420	11 -	1:00.461	+ 0.229	10:19:25.258
4 -	1:00.706	+ 0.474	10:12:20.126	12 -	1:00.550	+ 0.318	10:20:25.808
5 -	1:00.860	+ 0.628	10:13:20.986	13 -	1:00.540	+ 0.308	10:21:26.348
6 -	1:00.466	+ 0.234	10:14:21.452	14 -	1:00.677	+ 0.445	10:22:27.025
7 -	1:01.202	+ 0.970	10:15:22.654	15 -	1:00.232		10:23:27.257
8 -	1:00.875	+ 0.643	10:16:23.529				
86	Darren GRAINGER			Caterham 7			
1 -	1:10.926	+ 10.176	10:09:06.571	9 -	1:02.031	+ 1.281	10:17:21.060
2 -	1:02.436	+ 1.686	10:10:09.007	10 -	1:01.892	+ 1.142	10:18:22.952
3 -	1:01.529	+ 0.779	10:11:10.536	11 -	1:02.735	+ 1.985	10:19:25.687
4 -	1:01.869	+ 1.119	10:12:12.405	12 -	1:00.949	+ 0.199	10:20:26.636
5 -	1:00.951	+ 0.201	10:13:13.356	13 -	1:01.130	+ 0.380	10:21:27.766
6 -	1:01.181	+ 0.431	10:14:14.537	14 -	1:01.132	+ 0.382	10:22:28.898
7 -	1:01.978	+ 1.228	10:15:16.515	15 -	1:00.750		10:23:29.648
8 -	1:02.514	+ 1.764	10:16:19.029				
88	Amanda BLACK			Caterham 7			
1 -	1:06.738	+ 8.370	10:08:56.793	9 -	59.736	+ 1.368	10:16:51.472
2 -	59.393	+ 1.025	10:09:56.186	10 -	59.207	+ 0.839	10:17:50.679
3 -	59.559	+ 1.191	10:10:55.745	11 -	59.497	+ 1.129	10:18:50.176
4 -	59.168	+ 0.800	10:11:54.913	12 -	59.146	+ 0.778	10:19:49.322
5 -	1:00.184	+ 1.816	10:12:55.097	13 -	59.561	+ 1.193	10:20:48.883
6 -	58.740	+ 0.372	10:13:53.837	14 -	58.368		10:21:47.251
7 -	59.204	+ 0.836	10:14:53.041	15 -	59.378	+ 1.010	10:22:46.629
8 -	58.695	+ 0.327	10:15:51.736				
89	Paul HAWKER			Caterham 7			
1 -	1:13.045	+ 14.444	10:09:15.491	9 -	59.205	+ 0.604	10:17:10.763
2 -	1:00.534	+ 1.933	10:10:16.025	10 -	59.246	+ 0.645	10:18:10.009
3 -	59.024	+ 0.423	10:11:15.049	11 -	58.601		10:19:08.610
4 -	1:00.128	+ 1.527	10:12:15.177	12 -	58.661	+ 0.060	10:20:07.271
5 -	58.968	+ 0.367	10:13:14.145	13 -	59.103	+ 0.502	10:21:06.374
6 -	59.065	+ 0.464	10:14:13.210	14 -	1:03.248	+ 4.647	10:22:09.622
7 -	59.111	+ 0.510	10:15:12.321	15 -	59.017	+ 0.416	10:23:08.639
8 -	59.237	+ 0.636	10:16:11.558				
90	Rowan WILLIAMS			Caterham 7			
1 -	1:07.395	+ 8.870	10:08:55.325	9 -	59.812	+ 1.287	10:16:52.403
2 -	1:00.667	+ 2.142	10:09:55.992	10 -	59.619	+ 1.094	10:17:52.022
3 -	1:00.197	+ 1.672	10:10:56.189	11 -	59.211	+ 0.686	10:18:51.233
4 -	59.572	+ 1.047	10:11:55.761	12 -	59.417	+ 0.892	10:19:50.650
5 -	59.003	+ 0.478	10:12:54.764	13 -	58.525		10:20:49.175
6 -	59.599	+ 1.074	10:13:54.363	14 -	58.700	+ 0.175	10:21:47.875
7 -	59.255	+ 0.730	10:14:53.618	15 -	1:00.798	+ 2.273	10:22:48.673
8 -	58.973	+ 0.448	10:15:52.591				
91	Nigel LIDDELL			Caterham 7			
1 -	1:09.955	+ 7.109	10:09:07.995	8 -	1:03.195	+ 0.349	10:16:31.006
2 -	1:03.465	+ 0.619	10:10:11.460	9 -	1:03.488	+ 0.642	10:17:34.494
3 -	1:03.765	+ 0.919	10:11:15.225	10 -	1:02.972	+ 0.126	10:18:37.466
4 -	1:02.846		10:12:18.071	11 -	1:03.452	+ 0.606	10:19:40.918

Weather / Track : Sunny / Dry

Brands Hatch Indy
Circuit Length = 1.2079 miles
Start: 10:07 End: 10:23

McMillan Motorsport Caterham Graduate Championship (Classic Graduates)

QUALIFYING - RACE 5 - LAP ANALYSIS

5 -	1:02.883	+ 0.037	10:13:20.954	12 -	1:03.471	+ 0.625	10:20:44.389
6 -	1:03.588	+ 0.742	10:14:24.542	13 -	1:03.000	+ 0.154	10:21:47.389
7 -	1:03.269	+ 0.423	10:15:27.811	14 -	1:03.906	+ 1.060	10:22:51.295
96	Colin JARDINE Caterham 7						
1 -	1:16.911	+ 17.429	10:09:23.277	9 -	59.871	+ 0.389	10:17:23.929
2 -	1:00.821	+ 1.339	10:10:24.098	10 -	1:07.871	+ 8.389	10:18:31.800
3 -	1:00.198	+ 0.716	10:11:24.296	11 -	59.482		10:19:31.282
4 -	59.960	+ 0.478	10:12:24.256	12 -	1:00.975	+ 1.493	10:20:32.257
5 -	59.835	+ 0.353	10:13:24.091	13 -	59.510	+ 0.028	10:21:31.767
6 -	1:00.057	+ 0.575	10:14:24.148	14 -	1:00.382	+ 0.900	10:22:32.149
7 -	1:00.418	+ 0.936	10:15:24.566	15 -	1:00.006	+ 0.524	10:23:32.155
8 -	59.492	+ 0.010	10:16:24.058				
98	James RUSSELL Caterham 7						
1 -	1:08.247	+ 9.739	10:09:02.963	9 -	1:00.455	+ 1.947	10:17:33.669
2 -	1:00.318	+ 1.810	10:10:03.281	10 -	59.039	+ 0.531	10:18:32.708
3 -	1:04.346	+ 5.838	10:11:07.627	11 -	58.674	+ 0.166	10:19:31.382
4 -	1:07.661	+ 9.153	10:12:15.288	12 -	59.158	+ 0.650	10:20:30.540
5 -	1:00.478	+ 1.970	10:13:15.766	13 -	58.508		10:21:29.048
6 -	59.151	+ 0.643	10:14:14.917	14 -	59.128	+ 0.620	10:22:28.176
7 -	1:12.182	+ 13.674	10:15:27.099	15 -	59.101	+ 0.593	10:23:27.277
8 -	1:06.115	+ 7.607	10:16:33.214				

Weather / Track : Sunny / Dry


Brands Hatch Indy
Circuit Length = 1.2079 miles
Start: 10:07 End: 10:23

McMillan Motorsport Caterham Graduate Championship (Classic Graduates)

RACE 5 - GRID

ROW 8	1:02.846 91 Nigel LIDDELL	
ROW 7	1:00.750 86 Darren GRAINGER	1:01.065 83 Colin ROTHWELL
ROW 6	59.906 79 Pete CANNARD	1:00.232 84 Sheila MARSHALL
ROW 5	59.113 76 Trevor HARBER	59.482 96 Colin JARDINE
ROW 4	58.785 71 Graeme SMITH	59.075 81 Stu THOMPSON
ROW 3	58.525 90 Rowan WILLIAMS	58.601 89 Paul HAWKER
ROW 2	58.463 73 John PARKER	58.508 98 James RUSSELL
ROW 1	58.368 88 Amanda BLACK	58.390 75 Justin COX

Pole



Brands Hatch Indy
Circuit Length = 1.2079 miles


These results are provisional until the conclusion of any judicial and technical matters.

Clerk of Course :

Timekeeper :

McMillan Motorsport Caterham Graduate Championship (Classic Graduates)

RACE 13 - GRID

ROW 8	1:02.883 91 Nigel LIDDELL	
ROW 7	1:00.949 86 Darren GRAINGER	1:01.249 83 Colin ROTHWELL
ROW 6	59.946 79 Pete CANNARD	1:00.261 84 Sheila MARSHALL
ROW 5	59.459 76 Trevor HARBER	59.492 96 Colin JARDINE
ROW 4	58.934 71 Graeme SMITH	59.223 81 Stu THOMPSON
ROW 3	58.695 88 Amanda BLACK	58.700 90 Rowan WILLIAMS
ROW 2	58.661 89 Paul HAWKER	58.674 98 James RUSSELL
ROW 1	58.395 75 Justin COX	58.585 73 John PARKER
Pole		
		

Brands Hatch Indy
Circuit Length = 1.2079 miles

These results are provisional until the conclusion of any judicial and technical matters.

Clerk of Course :		Timekeeper :
-------------------	--	--------------

McMillan Motorsport Caterham Graduate Championship (Classic Graduates)

RACE 5 - CLASSIFICATION

POS	NO	CL	NAME	ENTRY	LAPS	TIME	GAP	DIFF	MPH	BEST	ON
1	73		John PARKER	Caterham 7	22	21:50.164			73.02	58.680	22
2	75		Justin COX	Caterham 7	22	21:50.436	0.272	0.272	73.00	58.806	22
3	71		Graeme SMITH	Caterham 7	22	21:50.914	0.750	0.478	72.97	58.611	18
4	88		Amanda BLACK	Caterham 7	22	21:51.043	0.879	0.129	72.97	58.899	21
5	89		Paul HAWKER	Caterham 7	22	21:51.808	1.644	0.765	72.92	58.567	11
6	98		James RUSSELL	Caterham 7	22	21:52.025	1.861	0.217	72.91	58.603	18
7	81		Stu THOMPSON	Caterham 7	22	21:52.289	2.125	0.264	72.90	58.581	20
8	90		Rowan WILLIAMS	Caterham 7	22	22:00.761	10.597	8.472	72.43	58.910	7
9	76		Trevor HARBER	Caterham 7	22	22:10.856	20.692	10.095	71.88	59.391	20
10	96		Colin JARDINE	Caterham 7	22	22:24.948	34.784	14.092	71.13	59.505	3
11	79		Pete CANNARD	Caterham 7	22	22:25.579	35.415	0.631	71.09	1:00.373	13
12	84		Sheila MARSHALL	Caterham 7	22	22:31.570	41.406	5.991	70.78	1:00.400	13
13	83		Colin ROTHWELL	Caterham 7	22	22:47.216	57.052	15.646	69.97	1:00.636	16
14	86		Darren GRAINGER	Caterham 7	22	22:47.512	57.348	0.296	69.95	1:00.761	21
15	91		Nigel LIDDELL	Caterham 7	21	22:15.084	1 lap	1 lap	68.40	1:02.233	2

FASTEST LAP

89	Paul HAWKER	Caterham 7	11	58.567	74.25 mph	119.49 kph
----	-------------	------------	----	--------	-----------	------------

Weather / Track : Cloudy / Dry

These results are provisional until the conclusion of any judicial and technical matters.

Brands Hatch Indy

Circuit Length = 1.2079 miles

Start: 15:56 End: 16:19

Clerk of Course :

Timekeeper :

McMillan Motorsport Caterham Graduate Championship (Classic Graduates)

RACE 5 - LAP CHART

Lap 1			Lap 2			Lap 3			Lap 4			Lap 5		
No	Behind	Laptime	No	Behind	Laptime	No	Behind	Laptime	No	Behind	Laptime	No	Behind	Laptime
98		1:05.967	88		59.870	88		59.792	75		59.464	75		59.109
88	0.006	1:05.973	98	0.470	1:00.346	75	0.036	59.305	88	0.051	59.551	88	0.087	59.145
75	0.135	1:06.102	75	0.523	1:00.264	98	0.532	59.854	98	0.524	59.492	98	0.452	59.037
90	1.233	1:07.200	73	0.706	59.342	73	0.776	59.862	73	0.811	59.535	73	0.798	59.096
73	1.240	1:07.207	89	1.625	59.844	89	1.131	59.298	89	2.026	1:00.395	89	1.970	59.053
89	1.657	1:07.624	90	1.766	1:00.409	90	1.774	59.800	71	2.410	59.856	71	2.472	59.171
71	1.739	1:07.706	71	2.015	1:00.152	71	2.054	59.831	90	2.895	1:00.621	81	3.157	59.282
81	2.332	1:08.299	96	2.767	1:00.058	96	2.480	59.505	81	2.984	59.608	96	3.753	59.781
96	2.585	1:08.552	81	3.093	1:00.637	81	2.876	59.575	96	3.081	1:00.101	90	3.754	59.968
76	3.550	1:09.517	76	3.538	59.864	76	3.456	59.710	76	3.863	59.907	76	4.423	59.669
79	4.186	1:10.153	79	4.899	1:00.589	79	6.306	1:01.199	79	7.399	1:00.593	79	9.168	1:00.878
91	5.756	1:11.723	84	8.106	1:01.875	84	9.196	1:00.882	84	10.379	1:00.683	84	12.274	1:01.004
86	5.877	1:11.844	91	8.113	1:02.233	86	11.353	1:02.467	86	13.348	1:01.495	86	16.094	1:01.855
84	6.107	1:12.074	86	8.678	1:02.677	91	11.886	1:03.565	91	15.119	1:02.733	83	18.877	1:02.820
83	7.406	1:13.373	83	10.485	1:02.955	83	12.411	1:01.718	83	15.166	1:02.255	91	19.556	1:03.546

Weather / Track : Cloudy / Dry

Brands Hatch Indy
Circuit Length = 1.2079 miles
Start: 15:56 End: 16:19

McMillan Motorsport Caterham Graduate Championship (Classic Graduates)

RACE 5 - LAP CHART

Lap 6			Lap 7			Lap 8			Lap 9			Lap 10		
No	Behind	Laptime	No	Behind	Laptime	No	Behind	Laptime	No	Behind	Laptime	No	Behind	Laptime
88		59.276	75		59.388	75		59.044	75		59.217	75		59.063
75	0.029	59.392	88	0.048	59.465	88	0.271	59.267	88	0.051	58.997	88	0.029	59.041
98	0.422	59.333	73	0.449	59.442	73	0.526	59.121	73	0.413	59.104	73	0.278	58.928
73	0.424	58.989	98	1.008	1:00.003	98	1.250	59.286	89	1.674	59.546	89	1.684	59.073
89	1.474	58.867	89	1.088	59.031	89	1.345	59.301	98	1.878	59.845	98	1.920	59.105
71	2.038	58.929	71	1.386	58.765	71	1.509	59.167	71	1.939	59.647	71	2.070	59.194
81	3.207	59.413	81	2.503	58.713	81	2.470	59.011	81	2.515	59.262	81	2.443	58.991
90	3.561	59.170	90	3.054	58.910	90	3.318	59.308	90	3.528	59.427	90	3.391	58.926
76	5.100	1:00.040	76	5.808	1:00.125	76	7.133	1:00.369	76	8.288	1:00.372	76	9.770	1:00.545
79	10.837	1:01.032	79	11.951	1:00.531	79	13.739	1:00.832	79	15.305	1:00.783	79	17.156	1:00.914
84	13.829	1:00.918	84	15.055	1:00.643	84	17.133	1:01.122	84	18.906	1:00.990	84	21.014	1:01.171
96	18.184	1:13.794	96	18.842	1:00.075	96	19.953	1:00.155	96	20.896	1:00.160	96	21.514	59.681
86	18.682	1:01.951	86	20.731	1:01.466	86	22.899	1:01.212	86	25.346	1:01.664	86	28.178	1:01.895
83	22.200	1:02.686	83	24.573	1:01.790	83	27.563	1:02.034	83	30.076	1:01.730	83	32.630	1:01.617
91	22.934	1:02.741	91	26.105	1:02.588	91	29.932	1:02.871	91	34.061	1:03.346	91	37.904	1:02.906

Weather / Track : Cloudy / Dry

Brands Hatch Indy
Circuit Length = 1.2079 miles
Start: 15:56 End: 16:19

McMillan Motorsport Caterham Graduate Championship (Classic Graduates)

RACE 5 - LAP CHART

Lap 11			Lap 12			Lap 13			Lap 14			Lap 15		
No	Behind	Laptime	No	Behind	Laptime	No	Behind	Laptime	No	Behind	Laptime	No	Behind	Laptime
88		59.164	75		59.028	75		59.056	75		59.011	73		58.836
75	0.009	59.202	88	0.337	59.374	88	0.425	59.144	73	0.435	58.859	75	0.059	59.330
73	0.328	59.243	73	0.449	59.158	73	0.587	59.194	88	0.447	59.033	88	0.204	59.028
89	1.058	58.567	89	0.854	58.833	89	1.093	59.295	89	1.037	58.955	71	0.792	58.944
98	1.874	59.147	71	1.844	58.981	71	1.419	58.631	71	1.119	58.711	89	1.200	59.434
71	1.900	59.023	98	2.022	59.185	98	2.229	59.263	98	2.234	59.016	98	2.211	59.248
81	2.484	59.234	81	2.359	58.912	81	2.392	59.089	81	2.501	59.120	81	2.787	59.557
90	3.633	59.435	90	4.219	59.623	90	4.817	59.654	90	5.872	1:00.066	90	6.041	59.440
76	11.219	1:00.642	76	12.514	1:00.332	76	14.043	1:00.585	76	15.160	1:00.128	76	15.972	1:00.083
79	18.727	1:00.764	79	20.326	1:00.636	79	21.643	1:00.373	79	23.090	1:00.458	79	24.375	1:00.556
96	22.493	1:00.172	96	23.432	59.976	96	23.887	59.511	96	24.403	59.527	96	24.947	59.815
84	23.007	1:01.186	84	24.993	1:01.023	84	26.337	1:00.400	84	27.982	1:00.656	84	29.561	1:00.850
86	31.019	1:02.034	86	34.130	1:02.148	86	36.583	1:01.509	86	39.156	1:01.584	86	42.391	1:02.506
83	35.048	1:01.611	83	38.229	1:02.218	83	40.382	1:01.209	83	42.444	1:01.073	83	44.511	1:01.338
91	41.318	1:02.607	91	45.290	1:03.009	91	48.666	1:02.432	91	52.519	1:02.864	91	56.370	1:03.122

Weather / Track : Cloudy / Dry

Brands Hatch Indy
 Circuit Length = 1.2079 miles
 Start: 15:56 End: 16:19

McMillan Motorsport Caterham Graduate Championship (Classic Graduates)

RACE 5 - LAP CHART

Lap 16			Lap 17			Lap 18			Lap 19			Lap 20		
No	Behind	Laptime	No	Behind	Laptime	No	Behind	Laptime	No	Behind	Laptime	No	Behind	Laptime
73		59.406	73		59.099	73		59.474	73		59.156	73		59.326
75	0.087	59.434	75	0.363	59.375	75	0.185	59.296	75	0.159	59.130	75	0.027	59.194
88	0.178	59.380	88	0.434	59.355	88	0.271	59.311	88	0.254	59.139	88	0.524	59.596
71	0.431	59.045	71	1.946	1:00.614	71	1.083	58.611	71	0.573	58.646	71	0.611	59.364
89	0.635	58.841	89	2.254	1:00.718	89	1.628	58.848	89	1.144	58.672	89	0.978	59.160
98	2.006	59.201	98	2.867	59.960	98	1.996	58.603	98	1.658	58.818	98	1.355	59.023
81	2.389	59.008	81	3.229	59.939	81	2.646	58.891	81	2.500	59.010	81	1.755	58.581
90	6.473	59.838	91	1 LAP	1:06.997	90	7.734	59.746	90	8.394	59.816	90	8.843	59.775
76	16.792	1:00.226	90	7.462	1:00.088	91	1 LAP	1:02.461	91	1 LAP	1:03.216	91	1 LAP	1:02.853
79	25.394	1:00.425	76	17.550	59.857	76	17.979	59.903	76	18.974	1:00.151	76	19.039	59.391
96	25.517	59.976	79	26.757	1:00.462	79	28.097	1:00.814	79	30.064	1:01.123	79	31.478	1:00.740
84	30.634	1:00.479	96	26.966	1:00.548	96	28.455	1:00.963	96	30.177	1:00.878	96	31.479	1:00.628
86	44.743	1:01.758	84	32.346	1:00.811	84	33.677	1:00.805	84	35.528	1:01.007	84	36.858	1:00.656
83	45.741	1:00.636	86	47.227	1:01.583	83	49.753	1:01.840	83	51.564	1:00.967	83	53.025	1:00.787
			83	47.387	1:00.745	86	50.058	1:02.305	86	51.834	1:00.932	86	53.411	1:00.903

Weather / Track : Cloudy / Dry

Brands Hatch Indy
Circuit Length = 1.2079 miles
Start: 15:56 End: 16:19

McMillan Motorsport Caterham Graduate Championship (Classic Graduates)

RACE 5 - LAP CHART

Lap 21			Lap 22		
No	Behind	Laptime	No	Behind	Laptime
73		59.107	73		58.680
75	0.146	59.226	75	0.272	58.806
88	0.316	58.899	71	0.750	58.987
71	0.443	58.939	88	0.879	59.243
89	0.842	58.971	89	1.644	59.482
98	1.364	59.116	98	1.861	59.177
81	1.669	59.021	81	2.125	59.136
90	9.525	59.789	90	10.597	59.752
91	1 LAP	1:03.059	76	20.692	59.763
76	19.609	59.677	91	1 LAP	1:04.212
96	32.675	1:00.303	96	34.784	1:00.789
79	33.614	1:01.243	79	35.415	1:00.481
84	39.017	1:01.266	84	41.406	1:01.069
83	54.787	1:00.869	83	57.052	1:00.945
86	55.065	1:00.761	86	57.348	1:00.963

Weather / Track : Cloudy / Dry

Brands Hatch Indy
Circuit Length = 1.2079 miles
Start: 15:56 End: 16:19

McMillan Motorsport Caterham Graduate Championship (Classic Graduates)

RACE 13 - CLASSIFICATION

POS	NO	CL	NAME	ENTRY	LAPS	TIME	GAP	DIFF	MPH	BEST	ON
1	89		Paul HAWKER	Caterham 7	17	16:54.571			72.86	58.513	12
2	73		John PARKER	Caterham 7	17	16:54.780	0.209	0.209	72.84	58.187	13
3	98		James RUSSELL	Caterham 7	17	16:55.179	0.608	0.399	72.82	58.332	13
4	71		Graeme SMITH	Caterham 7	17	16:55.294	0.723	0.115	72.81	58.259	15
5	81		Stu THOMPSON	Caterham 7	17	16:56.008	1.437	0.714	72.76	58.388	13
6	90		Rowan WILLIAMS	Caterham 7	17	16:58.186	3.615	2.178	72.60	58.701	16
7	76		Trevor HARBER	Caterham 7	17	16:58.860	4.289	0.674	72.55	58.952	17
8	96		Colin JARDINE	Caterham 7	17	16:59.012	4.441	0.152	72.54	58.536	16
9	79		Pete CANNARD	Caterham 7	17	17:10.490	15.919	11.478	71.73	59.270	9
10	84		Sheila MARSHALL	Caterham 7	17	17:11.412	16.841	0.922	71.67	59.529	4
11	83		Colin ROTHWELL	Caterham 7	17	17:28.588	34.017	17.176	70.50	1:00.573	17
12	86		Darren GRAINGER	Caterham 7	17	17:29.022	34.451	0.434	70.47	1:00.399	10
13	91		Nigel LIDDELL	Caterham 7	17	17:41.515	46.944	12.493	69.64	1:01.411	16
NOT CLASSIFIED											
EX	75		Justin COX	Caterham 7	17	16:54.709	0.138		72.85	58.881	7
EX	88		Amanda BLACK	Caterham 7	17	16:55.192	0.621	0.483	72.81	58.259	15
FASTEST LAP											
	73		John PARKER	Caterham 7	13	58.187			74.73 mph	120.27 kph	

Race Red Flagged - Cars 75 + 88 not running at time of flag

Weather / Track : Cloudy / Dry

These results are provisional until the conclusion of any judicial and technical matters.

Brands Hatch Indy

Circuit Length = 1.2079 miles

Start: 14:39 End: 14:59

Clerk of Course :		Timekeeper :
-------------------	--	--------------

McMillan Motorsport Caterham Graduate Championship (Classic Graduates)

RACE 13 - LAP CHART

Lap 1			Lap 2			Lap 3			Lap 4			Lap 5		
No	Behind	Laptime	No	Behind	Laptime	No	Behind	Laptime	No	Behind	Laptime	No	Behind	Laptime
98		1:05.443	98		59.750	98		59.894	98		59.522	75		59.418
75	0.071	1:05.514	75	0.131	59.810	75	0.117	59.880	75	0.109	59.514	98	0.195	59.722
73	0.384	1:05.827	73	0.492	59.858	73	0.357	59.759	73	0.918	1:00.083	73	0.268	58.877
89	0.785	1:06.228	90	0.899	59.287	89	1.038	59.616	89	1.241	59.725	89	0.641	58.927
90	1.362	1:06.805	89	1.316	1:00.281	90	1.064	1:00.059	88	1.949	1:00.272	88	1.155	58.733
88	1.686	1:07.129	88	1.648	59.712	88	1.199	59.445	71	2.065	59.864	71	1.603	59.065
71	2.310	1:07.753	71	1.923	59.363	71	1.723	59.694	90	2.148	1:00.606	90	2.253	59.632
81	2.678	1:08.121	96	2.400	59.264	96	2.041	59.535	96	2.394	59.875	96	2.875	1:00.008
96	2.886	1:08.329	81	2.682	59.754	81	2.236	59.448	81	2.510	59.796	81	2.961	59.978
76	3.198	1:08.641	76	3.101	59.653	76	2.639	59.432	76	2.691	59.574	76	3.354	1:00.190
84	3.632	1:09.075	84	3.731	59.849	84	3.640	59.803	84	3.647	59.529	84	4.428	1:00.308
79	4.036	1:09.479	79	4.387	1:00.101	79	4.846	1:00.353	79	5.202	59.878	79	5.456	59.781
91	5.178	1:10.621	83	6.481	1:01.032	83	7.563	1:00.976	83	9.476	1:01.435	83	11.126	1:01.177
83	5.199	1:10.642	91	8.322	1:02.894	86	9.733	1:01.134	86	11.420	1:01.209	86	12.946	1:01.053
86	5.699	1:11.142	86	8.493	1:02.544	91	10.312	1:01.884	91	12.848	1:02.058	91	15.497	1:02.176

Weather / Track : Cloudy / Dry

Brands Hatch Indy
Circuit Length = 1.2079 miles
Start: 14:39 End: 14:59

McMillan Motorsport Caterham Graduate Championship (Classic Graduates)

RACE 13 - LAP CHART

Lap 6			Lap 7			Lap 8			Lap 9			Lap 10		
No	Behind	Laptime	No	Behind	Laptime	No	Behind	Laptime	No	Behind	Laptime	No	Behind	Laptime
75		59.030	75		58.881	75		59.246	75		59.965	75		59.012
98	0.257	59.092	98	0.205	58.829	98	0.132	59.173	98	0.220	1:00.053	98	0.123	58.915
73	0.364	59.126	73	0.969	59.486	73	0.267	58.544	73	0.361	1:00.059	89	0.275	58.603
89	0.731	59.120	89	1.293	59.443	89	0.570	58.523	89	0.684	1:00.079	73	0.563	59.214
88	1.048	58.923	88	1.555	59.388	88	0.675	58.366	71	0.903	59.695	71	0.913	59.022
71	1.305	58.732	71	1.866	59.442	71	1.173	58.553	88	1.391	1:00.681	88	1.079	58.700
90	1.953	58.730	90	2.443	59.371	90	1.936	58.739	90	1.459	59.488	81	1.623	58.821
96	3.016	59.171	96	3.117	58.982	81	3.298	59.300	81	1.814	58.481	90	2.340	59.893
81	3.106	59.175	81	3.244	59.019	96	3.561	59.690	96	2.446	58.850	96	2.551	59.117
76	3.540	59.216	76	3.850	59.191	76	3.891	59.287	76	2.957	59.031	76	3.061	59.116
84	5.186	59.788	84	5.985	59.680	84	6.457	59.718	84	6.186	59.694	84	7.143	59.969
79	5.864	59.438	79	6.506	59.523	79	7.266	1:00.006	79	6.571	59.270	79	7.303	59.744
83	13.144	1:01.048	83	15.549	1:01.286	83	17.356	1:01.053	83	18.321	1:00.930	83	20.748	1:01.439
86	14.891	1:00.975	86	16.854	1:00.844	86	18.753	1:01.145	86	19.771	1:00.983	86	21.158	1:00.399
91	18.429	1:01.962	91	21.478	1:01.930	91	24.014	1:01.782	91	25.840	1:01.791	91	28.824	1:01.996

Weather / Track : Cloudy / Dry

Brands Hatch Indy
 Circuit Length = 1.2079 miles
 Start: 14:39 End: 14:59

McMillan Motorsport Caterham Graduate Championship (Classic Graduates)

RACE 13 - LAP CHART

Lap 11			Lap 12			Lap 13			Lap 14			Lap 15		
No	Behind	Laptime	No	Behind	Laptime	No	Behind	Laptime	No	Behind	Laptime	No	Behind	Laptime
75		59.318	75		58.906	75		59.010	89		59.501	89		59.093
89	0.455	59.498	89	0.062	58.513	89	0.118	59.066	75	0.095	59.714	75	0.104	59.102
98	0.494	59.689	73	1.090	59.451	73	0.267	58.187	98	0.367	59.234	98	0.354	59.080
73	0.545	59.300	98	1.430	59.842	98	0.752	58.332	73	0.514	59.866	73	0.511	59.090
88	0.999	59.238	88	2.278	1:00.185	88	1.826	58.558	88	1.462	59.255	88	0.628	58.259
71	1.269	59.674	71	2.492	1:00.129	71	1.957	58.475	71	1.826	59.488	71	0.992	58.259
81	1.779	59.474	81	2.897	1:00.024	81	2.275	58.388	81	2.503	59.847	81	2.353	58.943
90	1.881	58.859	96	3.075	59.781	96	2.801	58.736	90	2.838	59.157	90	4.261	1:00.516
96	2.200	58.967	90	3.488	1:00.513	90	3.300	58.822	96	3.072	59.890	96	4.481	1:00.502
76	2.861	59.118	76	3.633	59.678	76	3.728	59.105	76	3.874	59.765	76	4.593	59.812
84	8.465	1:00.640	84	10.076	1:00.517	84	11.289	1:00.223	84	11.791	1:00.121	79	14.189	1:01.426
79	8.519	1:00.534	79	10.146	1:00.533	79	11.473	1:00.337	79	11.856	1:00.002	84	14.263	1:01.565
86	22.407	1:00.567	83	24.550	1:01.040	86	26.998	1:01.328	86	28.915	1:01.536	86	30.724	1:00.902
83	22.416	1:00.986	86	24.680	1:01.179	83	27.020	1:01.480	83	29.166	1:01.765	83	30.876	1:00.803
91	31.288	1:01.782	91	34.466	1:02.084	91	36.997	1:01.541	91	39.362	1:01.984	91	41.892	1:01.623

Weather / Track : Cloudy / Dry

Brands Hatch Indy
 Circuit Length = 1.2079 miles
 Start: 14:39 End: 14:59

McMillan Motorsport Caterham Graduate Championship (Classic Graduates)

RACE 13 - LAP CHART

Lap 16			Lap 17		
No	Behind	Laptime	No	Behind	Laptime
89		59.161	89		59.194
75	0.106	59.163	75	0.138	59.226
98	0.335	59.142	73	0.209	59.022
73	0.381	59.031	98	0.608	59.467
88	0.580	59.113	88	0.621	59.235
71	0.798	58.967	71	0.723	59.119
81	1.883	58.691	81	1.437	58.748
90	3.801	58.701	90	3.615	59.008
96	3.856	58.536	76	4.289	58.952
76	4.531	59.099	96	4.441	59.779
79	15.458	1:00.430	79	15.919	59.655
84	15.756	1:00.654	84	16.841	1:00.279
83	32.638	1:00.923	83	34.017	1:00.573
86	32.898	1:01.335	86	34.451	1:00.747
91	44.142	1:01.411	91	46.944	1:01.996

Weather / Track : Cloudy / Dry

Brands Hatch Indy
Circuit Length = 1.2079 miles
Start: 14:39 End: 14:59

Pro-Driver Blue Oval Saloons

QUALIFYING - RACE 2 - CLASSIFICATION

POS	NO	CL	NAME	ENTRY	TIME	ON	LAPS	GAP	DIFF	MPH
1	23	1	Craig RAINER	Ford Mk2 Escort	52.944	11	15			82.13
2	19	5	Graham WAIT	Ford Sierra	53.767	4	4	0.823	0.823	80.87
3	42	1	Jeffrey WINDSOR	Ford Sierra RS Cosworth	54.776	9	16	1.832	1.009	79.38
4	27	2	Chris LORD	Ford Escort RS	56.654	13	16	3.710	1.878	76.75
5	12	3	Demetris NEOPHYTOU	Ford Fiesta Mk1 x/flow	57.327	11	14	4.383	0.673	75.85
6	58	3	Steven HORNER	Ford Fiesta	59.678	9	11	6.734	2.351	72.86
7	57	2	Simon BEAMENT	Ford Escort	59.683	3	3	6.739	0.005	72.86
8	2	4	Brian LONG	Ford Fiesta	59.993	14	14	7.049	0.310	72.48
9	21	4	Alan WILLETT	Ford Fiesta	1:02.813	14	14	9.869	2.820	69.23
10	91	1	Steven BARDEN	Ford Escort	1:03.433	9	9	10.489	0.620	68.55

Weather / Track : Bright / Dry
These results are provisional until the conclusion of any judicial and technical matters.

Brands Hatch Indy
Circuit Length = 1.2079 miles
Start: 10:26 End: 10:43

Clerk of Course :		Timekeeper :
-------------------	--	--------------

Pro-Driver Blue Oval Saloons

QUALIFYING - RACE 2 - LAP ANALYSIS

2	Brian LONG			4 Ford Fiesta			
1 -	1:12.821	+ 12.828	10:28:13.876	8 -	1:00.412	+ 0.419	10:35:21.315
2 -	1:01.633	+ 1.640	10:29:15.509	9 -	1:00.231	+ 0.238	10:36:21.546
3 -	1:00.834	+ 0.841	10:30:16.343	10 -	1:03.071	+ 3.078	10:37:24.617
4 -	1:00.393	+ 0.400	10:31:16.736	11 -	1:00.572	+ 0.579	10:38:25.189
5 -	1:02.426	+ 2.433	10:32:19.162	12 -	1:00.025	+ 0.032	10:39:25.214
6 -	1:01.235	+ 1.242	10:33:20.397	13 -	1:00.315	+ 0.322	10:40:25.529
7 -	1:00.506	+ 0.513	10:34:20.903	14 -	59.993		10:41:25.522
12	Demetris NEOPHYTOU			3 Ford Fiesta Mk1 x/flow			
1 -	1:14.496	+ 17.169	10:28:18.960	8 -	58.083	+ 0.756	10:35:23.375
2 -	1:05.163	+ 7.836	10:29:24.123	9 -	58.336	+ 1.009	10:36:21.711
3 -	1:02.398	+ 5.071	10:30:26.521	10 -	57.846	+ 0.519	10:37:19.557
4 -	1:00.464	+ 3.137	10:31:26.985	11 -	57.327		10:38:16.884
5 -	1:00.033	+ 2.706	10:32:27.018	12 -	1:03.048	+ 5.721	10:39:19.932
6 -	59.326	+ 1.999	10:33:26.344	13 -	57.807	+ 0.480	10:40:17.739
7 -	58.948	+ 1.621	10:34:25.292	14 -	57.673	+ 0.346	10:41:15.412
19	Graham WAIT			5 Ford Sierra			
1 -	1:17.297	+ 23.530	10:28:32.225	3 -	57.405	+ 3.638	10:30:34.424
2 -	1:04.794	+ 11.027	10:29:37.019	4 -	53.767		10:31:28.191
21	Alan WILLETT			4 Ford Fiesta			
1 -	1:14.377	+ 11.564	10:28:22.810	8 -	1:05.231	+ 2.418	10:36:19.088
2 -	1:05.152	+ 2.339	10:29:27.962	9 -	1:07.369	+ 4.556	10:37:26.457
3 -	1:04.146	+ 1.333	10:30:32.108	10 -	1:03.621	+ 0.808	10:38:30.078
4 -	1:14.517	+ 11.704	10:31:46.625	11 -	1:03.426	+ 0.613	10:39:33.504
5 -	1:11.314	+ 8.501	10:32:57.939	12 -	1:04.744	+ 1.931	10:40:38.248
6 -	1:09.084	+ 6.271	10:34:07.023	13 -	1:04.048	+ 1.235	10:41:42.296
7 -	1:06.834	+ 4.021	10:35:13.857	14 -	1:02.813		10:42:45.109
23	Craig RAINER			1 Ford Mk2 Escort			
1 -	1:10.539	+ 17.595	10:28:22.187	9 -	53.200	+ 0.256	10:35:38.154
2 -	59.983	+ 7.039	10:29:22.170	10 -	53.220	+ 0.276	10:36:31.374
3 -	53.428	+ 0.484	10:30:15.598	11 -	52.944		10:37:24.318
4 -	53.264	+ 0.320	10:31:08.862	12 -	53.494	+ 0.550	10:38:17.812
5 -	54.433	+ 1.489	10:32:03.295	13 -	2:28.639 P	+ 1:35.695	10:40:46.451
6 -	54.153	+ 1.209	10:32:57.448	14 -	58.026	+ 5.082	10:41:44.477
7 -	53.661	+ 0.717	10:33:51.109	15 -	53.652	+ 0.708	10:42:38.129
8 -	53.845	+ 0.901	10:34:44.954				
27	Chris LORD			2 Ford Escort RS			
1 -	1:09.997	+ 13.343	10:28:12.671	9 -	57.054	+ 0.400	10:35:58.438
2 -	1:00.024	+ 3.370	10:29:12.695	10 -	57.324	+ 0.670	10:36:55.762
3 -	58.804	+ 2.150	10:30:11.499	11 -	56.893	+ 0.239	10:37:52.655
4 -	58.115	+ 1.461	10:31:09.614	12 -	56.820	+ 0.166	10:38:49.475
5 -	58.141	+ 1.487	10:32:07.755	13 -	56.654		10:39:46.129
6 -	58.236	+ 1.582	10:33:05.991	14 -	56.749	+ 0.095	10:40:42.878
7 -	57.980	+ 1.326	10:34:03.971	15 -	56.835	+ 0.181	10:41:39.713
8 -	57.413	+ 0.759	10:35:01.384	16 -	56.757	+ 0.103	10:42:36.470
42	Jeffrey WINDSOR			1 Ford Sierra RS Cosworth			
1 -	1:07.009	+ 12.233	10:28:12.586	9 -	54.776		10:35:43.424
2 -	56.702	+ 1.926	10:29:09.288	10 -	1:01.004	+ 6.228	10:36:44.428
3 -	55.641	+ 0.865	10:30:04.929	11 -	59.751	+ 4.975	10:37:44.179
4 -	55.188	+ 0.412	10:31:00.117	12 -	55.690	+ 0.914	10:38:39.869
5 -	56.547	+ 1.771	10:31:56.664	13 -	55.586	+ 0.810	10:39:35.455
6 -	57.211	+ 2.435	10:32:53.875	14 -	1:02.499	+ 7.723	10:40:37.954
7 -	58.735	+ 3.959	10:33:52.610	15 -	55.790	+ 1.014	10:41:33.744
8 -	56.038	+ 1.262	10:34:48.648	16 -	55.979	+ 1.203	10:42:29.723

Weather / Track : Bright / Dry

Brands Hatch Indy
Circuit Length = 1.2079 miles
Start: 10:26 End: 10:43


Pro-Driver Blue Oval Saloons
QUALIFYING - RACE 2 - LAP ANALYSIS

57	Simon BEAMENT			2	Ford Escort		
1 -	1:14.566	+ 14.883	10:28:24.890	3 -	59.683		10:30:27.594
2 -	1:03.021	+ 3.338	10:29:27.911				
58	Steven HORNER			3	Ford Fiesta		
1 -	1:18.720	+ 19.042	10:28:34.753	7 -	1:00.452	+ 0.774	10:34:50.933
2 -	1:04.307	+ 4.629	10:29:39.060	8 -	1:00.461	+ 0.783	10:35:51.394
3 -	1:01.777	+ 2.099	10:30:40.837	9 -	59.678		10:36:51.072
4 -	1:04.901	+ 5.223	10:31:45.738	10 -	1:01.555	+ 1.877	10:37:52.627
5 -	1:02.975	+ 3.297	10:32:48.713	11 -	5:13.778 P	+ 4:14.100	10:43:06.405
6 -	1:01.768	+ 2.090	10:33:50.481				
91	Steven BARDEN			1	Ford Escort		
1 -	1:14.585	+ 11.152	10:28:21.729	6 -	1:04.070	+ 0.637	10:33:50.429
2 -	1:04.580	+ 1.147	10:29:26.309	7 -	1:04.800	+ 1.367	10:34:55.229
3 -	1:07.294	+ 3.861	10:30:33.603	8 -	1:03.512	+ 0.079	10:35:58.741
4 -	1:06.966	+ 3.533	10:31:40.569	9 -	1:03.433		10:37:02.174
5 -	1:05.790	+ 2.357	10:32:46.359				

Weather / Track : Bright / Dry

Brands Hatch Indy
 Circuit Length = 1.2079 miles
 Start: 10:26 End: 10:43

Pro-Driver Blue Oval Saloons
RACE 2 - GRID

ROW 5	1:02.813 21 Alan WILLETT	1:03.433 91 Steven BARDEN
ROW 4	59.683 57 Simon BEAMENT	59.993 2 Brian LONG
ROW 3	57.327 12 Demetris NEOPHYTOU	59.678 58 Steven HORNER
ROW 2	54.776 42 Jeffrey WINDSOR	56.654 27 Chris LORD
ROW 1	52.944 23 Craig RAINER	53.767 19 Graham WAIT
Pole		
		

Brands Hatch Indy
 Circuit Length = 1.2079 miles

These results are provisional until the conclusion of any judicial and technical matters.

Clerk of Course :		Timekeeper :

Pro-Driver Blue Oval Saloons

RACE 2 - CLASSIFICATION

POS	NO	CL	NAME	ENTRY	LAPS	TIME	GAP	DIFF	MPH	BEST	ON
1	23	1	Craig RAINER	Ford Mk2 Escort	22	20:35.329			77.44	53.222	3
2	42	1	Jeffrey WINDSOR	Ford Sierra RS Cosworth	22	21:15.510	40.181	40.181	75.00	54.236	3
3	27	2	Chris LORD	Ford Escort RS	22	21:17.424	42.095	1.914	74.89	56.694	22
4	12	3	Demetris NEOPHYTOU	Ford Fiesta Mk1 x/flow	21	21:15.449	1 lap	1 lap	71.59	57.493	3
5	2	4	Brian LONG	Ford Fiesta	21	21:17.504	1 lap	2.055	71.48	59.404	4
6	21	4	Alan WILLETT	Ford Fiesta	19	20:48.173	3 laps	2 laps	66.19	1:02.593	3

NOT CLASSIFIED

DNF	91	1	Steven BARDEN	Ford Escort	6	6:09.088	16 laps	13 laps	70.69	57.919	4
DNF	58	3	Steven HORNER	Ford Fiesta	3	3:10.793	19 laps	3 laps	68.37	1:00.091	2
DNF	19	5	Graham WAIT	Ford Sierra	1	58.941	21 laps	2 laps	73.77		

FASTEST LAP

23	1	Craig RAINER	Ford Mk2 Escort	3	53.222	81.70 mph	131.49 kph
27	2	Chris LORD	Ford Escort RS	22	56.694	76.70 mph	123.44 kph
12	3	Demetris NEOPHYTOU	Ford Fiesta Mk1 x/flow	3	57.493	75.63 mph	121.72 kph
2	4	Brian LONG	Ford Fiesta	4	59.404	73.20 mph	117.81 kph
19	5	Graham WAIT	Ford Sierra	0		0.00 mph	0.00 kph

Weather / Track : Cloudy / Dry

These results are provisional until the conclusion of any judicial and technical matters.

Brands Hatch Indy
 Circuit Length = 1.2079 miles
 Start: 14:24 End: 14:46

Clerk of Course :	Timekeeper :
-------------------	--------------

Pro-Driver Blue Oval Saloons

RACE 2 - LAP CHART

Lap 1			Lap 2			Lap 3			Lap 4			Lap 5		
No	Behind	Laptime	No	Behind	Laptime	No	Behind	Laptime	No	Behind	Laptime	No	Behind	Laptime
19		58.941	23		53.374	23		53.222	23		53.575	23		55.282
23	0.277	59.218	42	3.178	55.161	42	4.192	54.236	42	5.387	54.770	42	8.006	57.901
42	1.668	1:00.609	27	10.721	57.706	27	14.642	57.143	27	18.141	57.074	27	22.264	59.405
27	6.666	1:05.607	12	11.674	58.477	12	15.945	57.493	12	20.286	57.916	12	26.335	1:01.331
12	6.848	1:05.789	2	15.767	1:00.226	91	21.311	58.412	91	25.655	57.919	91	32.397	1:02.024
2	9.192	1:08.133	91	16.121	59.432	2	22.942	1:00.397	2	28.771	59.404	2	33.910	1:00.421
58	9.786	1:08.727	58	16.226	1:00.091	58	24.979	1:01.975	21	44.116	1:07.012			
91	10.340	1:09.281	21	21.308	1:02.728	21	30.679	1:02.593						
21	12.231	1:11.172												

Weather / Track : Cloudy / Dry

Brands Hatch Indy
 Circuit Length = 1.2079 miles
 Start: 14:24 End: 14:46

Pro-Driver Blue Oval Saloons

RACE 2 - LAP CHART

Lap 6			Lap 7			Lap 8			Lap 9			Lap 10		
No	Behind	Laptime	No	Behind	Laptime	No	Behind	Laptime	No	Behind	Laptime	No	Behind	Laptime
23		56.329	23		55.643	23		56.390	23		57.235	23		56.079
21	1 LAP	1:08.168	21	1 LAP	1:06.789	42	18.258	59.168	42	19.945	58.922	42	22.518	58.652
42	11.538	59.861	42	15.480	59.585	21	1 LAP	1:07.116	21	1 LAP	1:06.648	27	34.624	58.503
27	24.795	58.860	27	28.050	58.898	27	30.504	58.844	27	32.200	58.931	21	1 LAP	1:06.100
12	32.420	1:02.414	12	40.142	1:03.365	12	46.513	1:02.761	12	51.278	1:02.000			
91	38.088	1:02.020	2	44.876	1:00.914	2	49.108	1:00.622	2	52.333	1:00.460			
2	39.605	1:02.024												

Weather / Track : Cloudy / Dry

Brands Hatch Indy
 Circuit Length = 1.2079 miles
 Start: 14:24 End: 14:46

Pro-Driver Blue Oval Saloons

RACE 2 - LAP CHART

Lap 11			Lap 12			Lap 13			Lap 14			Lap 15		
No	Behind	Laptime	No	Behind	Laptime	No	Behind	Laptime	No	Behind	Laptime	No	Behind	Laptime
23		56.823	23		55.618	23		56.353	23		57.130	23		56.482
12	1 LAP	1:01.804	12	1 LAP	1:01.118	21	2 LAPS	1:06.084	12	1 LAP	1:00.108	12	1 LAP	59.471
2	1 LAP	1:00.835	2	1 LAP	1:01.489	12	1 LAP	1:00.058	2	1 LAP	1:01.215	2	1 LAP	1:00.738
42	23.818	58.123	42	26.629	58.429	2	1 LAP	1:00.014	21	2 LAPS	1:06.045	21	2 LAPS	1:02.785
27	35.827	58.026	27	37.818	57.609	42	28.955	58.679	42	30.162	58.337	42	32.021	58.341
21	1 LAP	1:05.803				27	38.961	57.496	27	39.098	57.267	27	40.081	57.465

Weather / Track : Cloudy / Dry

Brands Hatch Indy
 Circuit Length = 1.2079 miles
 Start: 14:24 End: 14:46

Pro-Driver Blue Oval Saloons

RACE 2 - LAP CHART

Lap 16			Lap 17			Lap 18			Lap 19			Lap 20		
No	Behind	Laptime	No	Behind	Laptime	No	Behind	Laptime	No	Behind	Laptime	No	Behind	Laptime
23		56.647	23		56.181	23		56.315	23		57.384	23		56.816
12	1 LAP	1:00.503	12	1 LAP	59.809	12	1 LAP	1:00.411	12	1 LAP	1:00.022	12	1 LAP	59.964
2	1 LAP	59.863	2	1 LAP	59.746	2	1 LAP	1:00.015	2	1 LAP	1:00.244	2	1 LAP	59.926
21	2 LAPS	1:03.847	42	34.684	57.724	42	36.406	58.037	42	37.119	58.097	42	38.344	58.041
42	33.141	57.767	21	2 LAPS	1:04.700	27	42.498	57.199	27	41.860	56.746	27	41.862	56.818
27	40.824	57.390	27	41.614	56.971	21	2 LAPS	1:05.554	21	2 LAPS	1:04.861			

Weather / Track : Cloudy / Dry

Brands Hatch Indy
 Circuit Length = 1.2079 miles
 Start: 14:24 End: 14:46

Pro-Driver Blue Oval Saloons

RACE 2 - LAP CHART

Lap 21			Lap 22		
No	Behind	Laptime	No	Behind	Laptime
23		56.413	23		56.820
21	3 LAPS	1:04.841	21	3 LAPS	1:05.327
12	1 LAP	1:01.068	12	1 LAP	59.567
2	1 LAP	1:00.283	42	40.181	58.160
42	38.841	56.910	27	42.095	56.694
27	42.221	56.772	2	1 LAP	1:00.535

Weather / Track : Cloudy / Dry

Brands Hatch Indy
Circuit Length = 1.2079 miles
Start: 14:24 End: 14:46

McMillan Motorsport Caterham Graduate Championship (Mega and Sigma Graduates)
QUALIFYING - RACE 7 - CLASSIFICATION

POS	NO	CL	NAME	ENTRY	TIME	ON	LAPS	GAP	DIFF	MPH
1	2		Myles PACKMAN	Caterham 7	52.993	10	17			82.05
2	33		Darrell WILSON	Caterham 7	53.763	11	17	0.770	0.770	80.88
3	17		Paul MANYWEATHERS	Caterham 7	53.800	12	16	0.807	0.037	80.82
4	50		Declan DOLAN	Caterham 7	53.874	11	16	0.881	0.074	80.71
5	7		Nick FROST	Caterham 7	53.876	9	17	0.883	0.002	80.71
6	5		Martin AMISON	Caterham 7	53.893	17	17	0.900	0.017	80.68
7	20		Mick WHITEHEAD	Caterham 7	53.899	13	16	0.906	0.006	80.68
8	56		Brett RAY	Caterham 7	53.915	17	17	0.922	0.016	80.65
9	48		Daniel MALKIN	Caterham 7	53.941	13	14	0.948	0.026	80.61
10	4		Nicholas HARYETT	Caterham 7	54.022	10	17	1.029	0.081	80.49
11	10		Nigel SMITH	Caterham 7	54.066	16	16	1.073	0.044	80.43
12	59		Adrian WAGSTAFF	Caterham 7	54.090	9	17	1.097	0.024	80.39
13	36		Jo JAMES	Caterham 7	54.478	13	16	1.485	0.388	79.82
14	26		Ian NOBLE	Caterham 7	54.610	11	15	1.617	0.132	79.63
15	15		Kim RAYMENT	Caterham 7	54.621	15	15	1.628	0.011	79.61
16	177	S	Ian ANDERSON	Caterham 7	54.791	8	12	1.798	0.170	79.36
17	44		Nick PANCISI	Caterham 7	55.009	11	16	2.016	0.218	79.05
18	32		Peter NEAL	Caterham 7	55.290	10	15	2.297	0.281	78.65
19	38		Ian BRUNNING	Caterham 7	55.544	13	16	2.551	0.254	78.29
20	176	S	Andrew HAYTER	Caterham 7	55.607	4	14	2.614	0.063	78.20
21	178	S	Peter MULLINEUX	Caterham 7	55.639	10	15	2.646	0.032	78.15
22	174	S	Simon PASHLEY	Caterham 7	55.708	9	15	2.715	0.069	78.06
23	173	S	Ian DYBLE	Caterham 7	56.228	11	16	3.235	0.520	77.33
24	172	S	John GIL	Caterham 7	56.339	11	15	3.346	0.111	77.18
25	192	S	Bill SCOTT	Caterham 7	56.434	8	15	3.441	0.095	77.05
26	196	S	Graham NEWMAN	Caterham 7	56.629	8	15	3.636	0.195	76.79
27	69		Adrian RUSSELL	Caterham 7	57.192	9	14	4.199	0.563	76.03
28	191	S	Christopher SHACKLETON	Caterham 7	57.321	12	13	4.328	0.129	75.86
29	199	S	Nick DYER	Caterham 7	58.723	10	15	5.730	1.402	74.05

Weather / Track : Cloudy / Dry
 These results are provisional until the conclusion of any judicial and technical matters.

Brands Hatch Indy
 Circuit Length = 1.2079 miles
 Start: 10:51 End: 11:10

Clerk of Course :		Timekeeper :
-------------------	--	--------------

McMillan Motorsport Caterham Graduate Championship (Mega and Sigma Graduates)

QUALIFYING - RACE 7 - LAP ANALYSIS

2	Myles PACKMAN		Caterham 7			
1 -	1:04.197	+ 11.204	10:52:40.011	10 -	52.993	11:03:45.111
2 -	54.852	+ 1.859	10:53:34.863	11 -	57.847	11:04:42.958
3 -	3:46.282 P	+ 2:53.289	10:57:21.145	12 -	57.855	11:05:40.813
4 -	58.327	+ 5.334	10:58:19.472	13 -	53.781	11:06:34.594
5 -	54.285	+ 1.292	10:59:13.757	14 -	53.846	11:07:28.440
6 -	53.525	+ 0.532	11:00:07.282	15 -	1:05.676	11:08:34.116
7 -	53.901	+ 0.908	11:01:01.183	16 -	53.620	11:09:27.736
8 -	54.213	+ 1.220	11:01:55.396	17 -	53.970	11:10:21.706
9 -	56.722	+ 3.729	11:02:52.118			
4	Nicholas HARYETT		Caterham 7			
1 -	1:02.830	+ 8.808	10:52:32.216	10 -	54.022	11:03:43.917
2 -	55.840	+ 1.818	10:53:28.056	11 -	55.657	11:04:39.574
3 -	3:48.175 P	+ 2:54.153	10:57:16.231	12 -	54.882	11:05:34.456
4 -	59.569	+ 5.547	10:58:15.800	13 -	57.897	11:06:32.353
5 -	55.354	+ 1.332	10:59:11.154	14 -	59.709	11:07:32.062
6 -	54.487	+ 0.465	11:00:05.641	15 -	1:02.622	11:08:34.684
7 -	54.641	+ 0.619	11:01:00.282	16 -	54.037	11:09:28.721
8 -	55.044	+ 1.022	11:01:55.326	17 -	56.029	11:10:24.750
9 -	54.569	+ 0.547	11:02:49.895			
5	Martin AMISON		Caterham 7			
1 -	1:02.976	+ 9.083	10:52:31.803	10 -	54.823	11:03:44.721
2 -	55.773	+ 1.880	10:53:27.576	11 -	55.306	11:04:40.027
3 -	3:48.015 P	+ 2:54.122	10:57:15.591	12 -	57.865	11:05:37.892
4 -	1:00.124	+ 6.231	10:58:15.715	13 -	54.952	11:06:32.844
5 -	55.242	+ 1.349	10:59:10.957	14 -	55.295	11:07:28.139
6 -	54.504	+ 0.611	11:00:05.461	15 -	56.550	11:08:24.689
7 -	54.626	+ 0.733	11:01:00.087	16 -	54.039	11:09:18.728
8 -	55.218	+ 1.325	11:01:55.305	17 -	53.893	11:10:12.621
9 -	54.593	+ 0.700	11:02:49.898			
7	Nick FROST		Caterham 7			
1 -	1:02.601	+ 8.725	10:52:33.150	10 -	54.034	11:03:46.526
2 -	55.266	+ 1.390	10:53:28.416	11 -	54.341	11:04:40.867
3 -	3:51.064 P	+ 2:57.188	10:57:19.480	12 -	54.510	11:05:35.377
4 -	59.300	+ 5.424	10:58:18.780	13 -	54.475	11:06:29.852
5 -	54.992	+ 1.116	10:59:13.772	14 -	55.326	11:07:25.178
6 -	55.471	+ 1.595	11:00:09.243	15 -	54.835	11:08:20.013
7 -	55.106	+ 1.230	11:01:04.349	16 -	54.379	11:09:14.392
8 -	54.267	+ 0.391	11:01:58.616	17 -	54.765	11:10:09.157
9 -	53.876		11:02:52.492			
10	Nigel SMITH		Caterham 7			
1 -	1:08.279	+ 14.213	10:52:50.320	9 -	55.227	11:03:35.001
2 -	56.289	+ 2.223	10:53:46.609	10 -	54.591	11:04:29.592
3 -	4:08.434 P	+ 3:14.368	10:57:55.043	11 -	55.739	11:05:25.331
4 -	1:01.995	+ 7.929	10:58:57.038	12 -	54.941	11:06:20.272
5 -	55.701	+ 1.635	10:59:52.739	13 -	54.999	11:07:15.271
6 -	55.985	+ 1.919	11:00:48.724	14 -	54.233	11:08:09.504
7 -	55.422	+ 1.356	11:01:44.146	15 -	54.583	11:09:04.087
8 -	55.628	+ 1.562	11:02:39.774	16 -	54.066	11:09:58.153
15	Kim RAYMENT		Caterham 7			
1 -	1:06.443	+ 11.822	10:53:21.137	9 -	54.821	11:04:23.256
2 -	4:28.535 P	+ 3:33.914	10:57:49.672	10 -	55.530	11:05:18.786
3 -	1:01.118	+ 6.497	10:58:50.790	11 -	55.231	11:06:14.017
4 -	55.183	+ 0.562	10:59:45.973	12 -	55.158	11:07:09.175
5 -	55.466	+ 0.845	11:00:41.439	13 -	54.770	11:08:03.945
6 -	56.453	+ 1.832	11:01:37.892	14 -	55.152	11:08:59.097
7 -	55.113	+ 0.492	11:02:33.005	15 -	54.621	11:09:53.718

Weather / Track : Cloudy / Dry

Brands Hatch Indy
Circuit Length = 1.2079 miles
Start: 10:51 End: 11:10

McMillan Motorsport Caterham Graduate Championship (mega and Sigma Graduates)

QUALIFYING - RACE 7 - LAP ANALYSIS

8 -	55.430	+ 0.809	11:03:28.435			
17	Paul MANYWEATHERS		Caterham 7			
1 -	1:13.760	+ 19.960	10:52:46.790	9 -	55.499	+ 1.699 11:03:36.809
2 -	54.804	+ 1.004	10:53:41.594	10 -	54.692	+ 0.892 11:04:31.501
3 -	4:20.947 P	+ 3:27.147	10:58:02.541	11 -	55.232	+ 1.432 11:05:26.733
4 -	1:00.558	+ 6.758	10:59:03.099	12 -	53.800	11:06:20.533
5 -	54.906	+ 1.106	10:59:58.005	13 -	54.077	+ 0.277 11:07:14.610
6 -	54.403	+ 0.603	11:00:52.408	14 -	54.464	+ 0.664 11:08:09.074
7 -	54.110	+ 0.310	11:01:46.518	15 -	54.043	+ 0.243 11:09:03.117
8 -	54.792	+ 0.992	11:02:41.310	16 -	54.301	+ 0.501 11:09:57.418
20	Mick WHITEHEAD		Caterham 7			
1 -	1:06.852	+ 12.953	10:52:45.666	9 -	54.593	+ 0.694 11:03:41.630
2 -	55.584	+ 1.685	10:53:41.250	10 -	54.754	+ 0.855 11:04:36.384
3 -	4:28.374 P	+ 3:34.475	10:58:09.624	11 -	54.293	+ 0.394 11:05:30.677
4 -	59.038	+ 5.139	10:59:08.662	12 -	54.940	+ 1.041 11:06:25.617
5 -	54.604	+ 0.705	11:00:03.266	13 -	53.899	11:07:19.516
6 -	54.610	+ 0.711	11:00:57.876	14 -	54.263	+ 0.364 11:08:13.779
7 -	54.293	+ 0.394	11:01:52.169	15 -	54.047	+ 0.148 11:09:07.826
8 -	54.868	+ 0.969	11:02:47.037	16 -	54.908	+ 1.009 11:10:02.734
26	Ian NOBLE		Caterham 7			
1 -	1:10.070	+ 15.460	10:53:08.793	9 -	55.195	+ 0.585 11:04:15.060
2 -	4:30.638 P	+ 3:36.028	10:57:39.431	10 -	55.514	+ 0.904 11:05:10.574
3 -	1:01.682	+ 7.072	10:58:41.113	11 -	54.610	11:06:05.184
4 -	56.718	+ 2.108	10:59:37.831	12 -	54.806	+ 0.196 11:06:59.990
5 -	55.632	+ 1.022	11:00:33.463	13 -	54.663	+ 0.053 11:07:54.653
6 -	55.397	+ 0.787	11:01:28.860	14 -	56.479	+ 1.869 11:08:51.132
7 -	55.261	+ 0.651	11:02:24.121	15 -	54.806	+ 0.196 11:09:45.938
8 -	55.744	+ 1.134	11:03:19.865			
32	Peter NEAL		Caterham 7			
1 -	1:08.992	+ 13.702	10:53:12.024	9 -	56.400	+ 1.110 11:04:23.907
2 -	4:30.086 P	+ 3:34.796	10:57:42.110	10 -	55.290	11:05:19.197
3 -	1:01.889	+ 6.599	10:58:43.999	11 -	55.704	+ 0.414 11:06:14.901
4 -	56.866	+ 1.576	10:59:40.865	12 -	55.586	+ 0.296 11:07:10.487
5 -	57.203	+ 1.913	11:00:38.068	13 -	55.421	+ 0.131 11:08:05.908
6 -	56.751	+ 1.461	11:01:34.819	14 -	55.723	+ 0.433 11:09:01.631
7 -	56.246	+ 0.956	11:02:31.065	15 -	55.987	+ 0.697 11:09:57.618
8 -	56.442	+ 1.152	11:03:27.507			
33	Darrell WILSON		Caterham 7			
1 -	1:03.551	+ 9.788	10:52:52.475	10 -	54.062	+ 0.299 11:03:48.591
2 -	55.722	+ 1.959	10:53:48.197	11 -	53.763	11:04:42.354
3 -	3:37.069 P	+ 2:43.306	10:57:25.266	12 -	54.390	+ 0.627 11:05:36.744
4 -	58.537	+ 4.774	10:58:23.803	13 -	53.961	+ 0.198 11:06:30.705
5 -	54.414	+ 0.651	10:59:18.217	14 -	56.178	+ 2.415 11:07:26.883
6 -	54.220	+ 0.457	11:00:12.437	15 -	55.718	+ 1.955 11:08:22.601
7 -	53.993	+ 0.230	11:01:06.430	16 -	53.936	+ 0.173 11:09:16.537
8 -	54.135	+ 0.372	11:02:00.565	17 -	54.043	+ 0.280 11:10:10.580
9 -	53.964	+ 0.201	11:02:54.529			
36	Jo JAMES		Caterham 7			
1 -	1:08.872	+ 14.394	10:52:50.084	9 -	54.600	+ 0.122 11:02:59.739
2 -	56.346	+ 1.868	10:53:46.430	10 -	54.493	+ 0.015 11:03:54.232
3 -	3:38.028 P	+ 2:43.550	10:57:24.458	11 -	54.743	+ 0.265 11:04:48.975
4 -	1:00.094	+ 5.616	10:58:24.552	12 -	55.363	+ 0.885 11:05:44.338
5 -	54.870	+ 0.392	10:59:19.422	13 -	54.478	11:06:38.816
6 -	55.339	+ 0.861	11:00:14.761	14 -	55.160	+ 0.682 11:07:33.976
7 -	54.959	+ 0.481	11:01:09.720	15 -	1:01.734	+ 7.256 11:08:35.710
8 -	55.419	+ 0.941	11:02:05.139	16 -	55.522	+ 1.044 11:09:31.232

Weather / Track : Cloudy / Dry

Brands Hatch Indy
Circuit Length = 1.2079 miles
Start: 10:51 End: 11:10

McMillan Motorsport Caterham Graduate Championship (Mega and Sigma Graduates)

QUALIFYING - RACE 7 - LAP ANALYSIS

38	Ian BRUNNING		Caterham 7				
1 -	1:08.441	+ 12.897	10:52:53.273	9 -	56.554	+ 1.010	11:03:17.329
2 -	57.770	+ 2.226	10:53:51.043	10 -	56.583	+ 1.039	11:04:13.912
3 -	3:37.767 P	+ 2:42.223	10:57:28.810	11 -	56.618	+ 1.074	11:05:10.530
4 -	1:03.237	+ 7.693	10:58:32.047	12 -	56.302	+ 0.758	11:06:06.832
5 -	56.504	+ 0.960	10:59:28.551	13 -	55.544		11:07:02.376
6 -	57.150	+ 1.606	11:00:25.701	14 -	55.945	+ 0.401	11:07:58.321
7 -	57.584	+ 2.040	11:01:23.285	15 -	56.055	+ 0.511	11:08:54.376
8 -	57.490	+ 1.946	11:02:20.775	16 -	56.552	+ 1.008	11:09:50.928
44	Nick PANCISI		Caterham 7				
1 -	1:06.579	+ 11.570	10:52:59.629	9 -	55.431	+ 0.422	11:03:14.239
2 -	56.919	+ 1.910	10:53:56.548	10 -	55.363	+ 0.354	11:04:09.602
3 -	3:35.101 P	+ 2:40.092	10:57:31.649	11 -	55.009		11:05:04.611
4 -	1:02.249	+ 7.240	10:58:33.898	12 -	55.080	+ 0.071	11:05:59.691
5 -	56.403	+ 1.394	10:59:30.301	13 -	56.252	+ 1.243	11:06:55.943
6 -	55.781	+ 0.772	11:00:26.082	14 -	55.358	+ 0.349	11:07:51.301
7 -	57.008	+ 1.999	11:01:23.090	15 -	55.680	+ 0.671	11:08:46.981
8 -	55.718	+ 0.709	11:02:18.808	16 -	55.836	+ 0.827	11:09:42.817
48	Daniel MALKIN		Caterham 7				
1 -	1:06.190	+ 12.249	10:52:46.021	8 -	54.409	+ 0.468	11:01:57.780
2 -	55.602	+ 1.661	10:53:41.623	9 -	53.978	+ 0.037	11:02:51.758
3 -	3:40.916 P	+ 2:46.975	10:57:22.539	10 -	54.430	+ 0.489	11:03:46.188
4 -	57.860	+ 3.919	10:58:20.399	11 -	54.038	+ 0.097	11:04:40.226
5 -	54.654	+ 0.713	10:59:15.053	12 -	55.986	+ 2.045	11:05:36.212
6 -	54.358	+ 0.417	11:00:09.411	13 -	53.941		11:06:30.153
7 -	53.960	+ 0.019	11:01:03.371	14 -	56.553	+ 2.612	11:07:26.706
50	Declan DOLAN		Caterham 7				
1 -	1:03.794	+ 9.920	10:52:55.654	9 -	54.115	+ 0.241	11:03:03.119
2 -	55.454	+ 1.580	10:53:51.108	10 -	55.174	+ 1.300	11:03:58.293
3 -	3:38.543 P	+ 2:44.669	10:57:29.651	11 -	53.874		11:04:52.167
4 -	1:01.569	+ 7.695	10:58:31.220	12 -	55.441	+ 1.567	11:05:47.608
5 -	54.858	+ 0.984	10:59:26.078	13 -	54.334	+ 0.460	11:06:41.942
6 -	54.396	+ 0.522	11:00:20.474	14 -	54.331	+ 0.457	11:07:36.273
7 -	54.510	+ 0.636	11:01:14.984	15 -	59.709	+ 5.835	11:08:35.982
8 -	54.020	+ 0.146	11:02:09.004	16 -	54.944	+ 1.070	11:09:30.926
56	Brett RAY		Caterham 7				
1 -	1:06.791	+ 12.876	10:52:49.766	10 -	54.733	+ 0.818	11:03:50.572
2 -	56.006	+ 2.091	10:53:45.772	11 -	54.315	+ 0.400	11:04:44.887
3 -	3:37.460 P	+ 2:43.545	10:57:23.232	12 -	54.130	+ 0.215	11:05:39.017
4 -	58.253	+ 4.338	10:58:21.485	13 -	54.031	+ 0.116	11:06:33.048
5 -	55.115	+ 1.200	10:59:16.600	14 -	55.089	+ 1.174	11:07:28.137
6 -	54.667	+ 0.752	11:00:11.267	15 -	55.928	+ 2.013	11:08:24.065
7 -	55.172	+ 1.257	11:01:06.439	16 -	54.015	+ 0.100	11:09:18.080
8 -	54.905	+ 0.990	11:02:01.344	17 -	53.915		11:10:11.995
9 -	54.495	+ 0.580	11:02:55.839				
59	Adrian WAGSTAFF		Caterham 7				
1 -	1:05.578	+ 11.488	10:52:52.272	10 -	54.170	+ 0.080	11:03:54.324
2 -	55.874	+ 1.784	10:53:48.146	11 -	54.152	+ 0.062	11:04:48.476
3 -	3:38.306 P	+ 2:44.216	10:57:26.452	12 -	54.816	+ 0.726	11:05:43.292
4 -	59.085	+ 4.995	10:58:25.537	13 -	54.175	+ 0.085	11:06:37.467
5 -	55.086	+ 0.996	10:59:20.623	14 -	54.697	+ 0.607	11:07:32.164
6 -	54.728	+ 0.638	11:00:15.351	15 -	1:02.853	+ 8.763	11:08:35.017
7 -	56.067	+ 1.977	11:01:11.418	16 -	54.475	+ 0.385	11:09:29.492
8 -	54.646	+ 0.556	11:02:06.064	17 -	55.507	+ 1.417	11:10:24.999
9 -	54.090		11:03:00.154				

Weather / Track : Cloudy / Dry

Brands Hatch Indy
Circuit Length = 1.2079 miles
Start: 10:51 End: 11:10

McMillan Motorsport Caterham Graduate Championship (Mega and Sigma Graduates)

QUALIFYING - RACE 7 - LAP ANALYSIS

69	Adrian RUSSELL		Caterham 7				
1 -	1:05.441	+ 8.249	10:52:41.979	8 -	57.535	+ 0.343	11:04:04.256
2 -	59.639	+ 2.447	10:53:41.618	9 -	57.192		11:05:01.448
3 -	5:28.783 P	+ 4:31.591	10:59:10.401	10 -	57.756	+ 0.564	11:05:59.204
4 -	1:02.946	+ 5.754	11:00:13.347	11 -	57.882	+ 0.690	11:06:57.086
5 -	58.366	+ 1.174	11:01:11.713	12 -	57.330	+ 0.138	11:07:54.416
6 -	57.581	+ 0.389	11:02:09.294	13 -	59.196	+ 2.004	11:08:53.612
7 -	57.427	+ 0.235	11:03:06.721	14 -	58.190	+ 0.998	11:09:51.802
172	John GIL		S Caterham 7				
1 -	1:11.677	+ 15.338	10:53:17.844	9 -	57.574	+ 1.235	11:04:36.696
2 -	4:28.372 P	+ 3:32.033	10:57:46.216	10 -	56.585	+ 0.246	11:05:33.281
3 -	1:04.725	+ 8.386	10:58:50.941	11 -	56.339		11:06:29.620
4 -	57.919	+ 1.580	10:59:48.860	12 -	1:00.698	+ 4.359	11:07:30.318
5 -	57.071	+ 0.732	11:00:45.931	13 -	58.481	+ 2.142	11:08:28.799
6 -	57.974	+ 1.635	11:01:43.905	14 -	56.686	+ 0.347	11:09:25.485
7 -	57.802	+ 1.463	11:02:41.707	15 -	56.898	+ 0.559	11:10:22.383
8 -	57.415	+ 1.076	11:03:39.122				
173	Ian DYBLE		S Caterham 7				
1 -	1:06.272	+ 10.044	10:52:56.236	9 -	56.462	+ 0.234	11:03:18.863
2 -	57.926	+ 1.698	10:53:54.162	10 -	56.309	+ 0.081	11:04:15.172
3 -	3:36.811 P	+ 2:40.583	10:57:30.973	11 -	56.228		11:05:11.400
4 -	1:03.387	+ 7.159	10:58:34.360	12 -	56.316	+ 0.088	11:06:07.716
5 -	57.639	+ 1.411	10:59:31.999	13 -	56.497	+ 0.269	11:07:04.213
6 -	57.030	+ 0.802	11:00:29.029	14 -	56.326	+ 0.098	11:08:00.539
7 -	57.010	+ 0.782	11:01:26.039	15 -	56.352	+ 0.124	11:08:56.891
8 -	56.362	+ 0.134	11:02:22.401	16 -	56.948	+ 0.720	11:09:53.839
174	Simon PASHLEY		S Caterham 7				
1 -	1:11.971	+ 16.263	10:53:16.581	9 -	55.708		11:04:32.670
2 -	4:27.038 P	+ 3:31.330	10:57:43.619	10 -	56.878	+ 1.170	11:05:29.548
3 -	1:09.048	+ 13.340	10:58:52.667	11 -	56.318	+ 0.610	11:06:25.866
4 -	57.560	+ 1.852	10:59:50.227	12 -	55.750	+ 0.042	11:07:21.616
5 -	56.331	+ 0.623	11:00:46.558	13 -	55.929	+ 0.221	11:08:17.545
6 -	56.709	+ 1.001	11:01:43.267	14 -	56.879	+ 1.171	11:09:14.424
7 -	56.541	+ 0.833	11:02:39.808	15 -	56.382	+ 0.674	11:10:10.806
8 -	57.154	+ 1.446	11:03:36.962				
176	Andrew HAYTER		S Caterham 7				
1 -	1:09.712	+ 14.105	10:53:18.397	8 -	56.693	+ 1.086	11:04:29.089
2 -	5:30.436	+ 4:34.829	10:58:48.833	9 -	56.988	+ 1.381	11:05:26.077
3 -	56.120	+ 0.513	10:59:44.953	10 -	56.103	+ 0.496	11:06:22.180
4 -	55.607		11:00:40.560	11 -	56.005	+ 0.398	11:07:18.185
5 -	57.994	+ 2.387	11:01:38.554	12 -	55.854	+ 0.247	11:08:14.039
6 -	57.530	+ 1.923	11:02:36.084	13 -	55.779	+ 0.172	11:09:09.818
7 -	56.312	+ 0.705	11:03:32.396	14 -	56.186	+ 0.579	11:10:06.004
177	Ian ANDERSON		S Caterham 7				
1 -	5:33.812	+ 4:39.021	10:58:57.019	7 -	56.312	+ 1.521	11:04:40.056
2 -	58.479	+ 3.688	10:59:55.498	8 -	54.791		11:05:34.847
3 -	54.950	+ 0.159	11:00:50.448	9 -	54.870	+ 0.079	11:06:29.717
4 -	54.827	+ 0.036	11:01:45.275	10 -	1:08.187	+ 13.396	11:07:37.904
5 -	55.386	+ 0.595	11:02:40.661	11 -	1:04.449	+ 9.658	11:08:42.353
6 -	1:03.083	+ 8.292	11:03:43.744	12 -	54.853	+ 0.062	11:09:37.206
178	Peter MULLINEUX		S Caterham 7				
1 -	1:10.331	+ 14.692	10:53:18.028	9 -	55.706	+ 0.067	11:04:25.706
2 -	4:26.732 P	+ 3:31.093	10:57:44.760	10 -	55.639		11:05:21.345
3 -	1:01.962	+ 6.323	10:58:46.722	11 -	56.146	+ 0.507	11:06:17.491
4 -	56.404	+ 0.765	10:59:43.126	12 -	56.071	+ 0.432	11:07:13.562
5 -	56.772	+ 1.133	11:00:39.898	13 -	57.601	+ 1.962	11:08:11.163

Weather / Track : Cloudy / Dry

Brands Hatch Indy
Circuit Length = 1.2079 miles
Start: 10:51 End: 11:10

McMillan Motorsport Caterham Graduate Championship (mega and Sigma Graduates)

QUALIFYING - RACE 7 - LAP ANALYSIS

6 -	57.939	+ 2.300	11:01:37.837	14 -	55.671	+ 0.032	11:09:06.834
7 -	56.274	+ 0.635	11:02:34.111	15 -	56.905	+ 1.266	11:10:03.739
8 -	55.889	+ 0.250	11:03:30.000				
191	Christopher SHACKLETON			S Caterham 7			
1 -	1:09.758	+ 12.437	10:53:09.583	8 -	57.719	+ 0.398	11:03:33.629
2 -	4:26.455 P	+ 3:29.134	10:57:36.038	9 -	57.499	+ 0.178	11:04:31.128
3 -	1:05.306	+ 7.985	10:58:41.344	10 -	58.857	+ 1.536	11:05:29.985
4 -	59.763	+ 2.442	10:59:41.107	11 -	58.082	+ 0.761	11:06:28.067
5 -	58.901	+ 1.580	11:00:40.008	12 -	57.321		11:07:25.388
6 -	58.022	+ 0.701	11:01:38.030	13 -	1:58.752 P	+ 1:01.431	11:09:24.140
7 -	57.880	+ 0.559	11:02:35.910				
192	Bill SCOTT			S Caterham 7			
1 -	1:07.667	+ 11.233	10:52:55.648	9 -	57.282	+ 0.848	11:03:19.936
2 -	58.518	+ 2.084	10:53:54.166	10 -	57.620	+ 1.186	11:04:17.556
3 -	3:36.459 P	+ 2:40.025	10:57:30.625	11 -	1:38.294	+ 41.860	11:05:55.850
4 -	1:03.283	+ 6.849	10:58:33.908	12 -	58.229	+ 1.795	11:06:54.079
5 -	58.398	+ 1.964	10:59:32.306	13 -	57.257	+ 0.823	11:07:51.336
6 -	57.118	+ 0.684	11:00:29.424	14 -	1:01.902	+ 5.468	11:08:53.238
7 -	56.796	+ 0.362	11:01:26.220	15 -	57.919	+ 1.485	11:09:51.157
8 -	56.434		11:02:22.654				
196	Graham NEWMAN			S Caterham 7			
1 -	1:09.467	+ 12.838	10:53:10.897	9 -	56.955	+ 0.326	11:04:31.790
2 -	4:30.053 P	+ 3:33.424	10:57:40.950	10 -	59.374	+ 2.745	11:05:31.164
3 -	1:03.040	+ 6.411	10:58:43.990	11 -	57.117	+ 0.488	11:06:28.281
4 -	58.501	+ 1.872	10:59:42.491	12 -	58.271	+ 1.642	11:07:26.552
5 -	58.120	+ 1.491	11:00:40.611	13 -	1:04.051	+ 7.422	11:08:30.603
6 -	58.503	+ 1.874	11:01:39.114	14 -	57.596	+ 0.967	11:09:28.199
7 -	59.092	+ 2.463	11:02:38.206	15 -	56.636	+ 0.007	11:10:24.835
8 -	56.629		11:03:34.835				
199	Nick DYER			S Caterham 7			
1 -	1:10.450	+ 11.727	10:52:56.194	9 -	59.581	+ 0.858	11:03:37.824
2 -	1:00.617	+ 1.894	10:53:56.811	10 -	58.723		11:04:36.547
3 -	3:36.744 P	+ 2:38.021	10:57:33.555	11 -	59.395	+ 0.672	11:05:35.942
4 -	1:04.636	+ 5.913	10:58:38.191	12 -	59.110	+ 0.387	11:06:35.052
5 -	1:00.263	+ 1.540	10:59:38.454	13 -	59.226	+ 0.503	11:07:34.278
6 -	1:00.070	+ 1.347	11:00:38.524	14 -	1:03.607	+ 4.884	11:08:37.885
7 -	59.583	+ 0.860	11:01:38.107	15 -	59.388	+ 0.665	11:09:37.273
8 -	1:00.136	+ 1.413	11:02:38.243				

Weather / Track : Cloudy / Dry

Brands Hatch Indy
Circuit Length = 1.2079 miles
Start: 10:51 End: 11:10

McMillan Motorsport Caterham Graduate Championship (Mega and Sigma Graduates)

RACE 7 - GRID

ROW 17	57.321 191 Christopher SHACKLETON	58.723 199 Nick DYER
ROW 16	56.434 192 Bill SCOTT	56.629 196 Graham NEWMAN
ROW 15	56.228 173 Ian DYBLE	56.339 172 John GIL
ROW 14	55.639 178 Peter MULLINEUX	55.708 174 Simon PASHLEY
ROW 13	54.791 177 Ian ANDERSON	55.607 176 Andrew HAYTER
ROW 12		
ROW 11		
ROW 10	57.192 69 Adrian RUSSELL	
ROW 9	55.290 32 Peter NEAL	55.544 38 Ian BRUNNING
ROW 8	54.621 15 Kim RAYMENT	55.009 44 Nick PANCISI
ROW 7	54.478 36 Jo JAMES	54.610 26 Ian NOBLE
ROW 6	54.066 10 Nigel SMITH	54.090 59 Adrian WAGSTAFF
ROW 5	53.941 48 Daniel MALKIN	54.022 4 Nicholas HARYETT
ROW 4	53.899 20 Mick WHITEHEAD	53.915 56 Brett RAY
ROW 3	53.876 7 Nick FROST	53.893 5 Martin AMISON
ROW 2	53.800 17 Paul MANYWEATHERS	53.874 50 Declan DOLAN
ROW 1	52.993 2 Myles PACKMAN	53.763 33 Darrell WILSON

Pole

Brands Hatch Indy
Circuit Length = 1.2079 miles

These results are provisional until the conclusion of any judicial and technical matters.

Clerk of Course :		Timekeeper :
-------------------	--	--------------

McMillan Motorsport Caterham Graduate Championship (Mega and Sigma Graduates)

RACE 18 - GRID

ROW 17	57.499 191 Christopher SHACKLETON	59.110 199 Nick DYER
ROW 16	56.636 196 Graham NEWMAN	56.796 192 Bill SCOTT
ROW 15	56.309 173 Ian DYBLE	56.585 172 John GIL
ROW 14	55.750 174 Simon PASHLEY	55.779 176 Andrew HAYTER
ROW 13	54.827 177 Ian ANDERSON	55.671 178 Peter MULLINEUX
ROW 12		
ROW 11		
ROW 10	57.330 69 Adrian RUSSELL	
ROW 9	55.421 32 Peter NEAL	55.945 38 Ian BRUNNING
ROW 8	54.770 15 Kim RAYMENT	55.080 44 Nick PANCISI
ROW 7	54.493 36 Jo JAMES	54.663 26 Ian NOBLE
ROW 6	54.152 59 Adrian WAGSTAFF	54.233 10 Nigel SMITH
ROW 5	54.043 17 Paul MANYWEATHERS	54.047 20 Mick WHITEHEAD
ROW 4	54.037 4 Nicholas HARYETT	54.039 5 Martin AMISON
ROW 3	54.020 50 Declan DOLAN	54.034 7 Nick FROST
ROW 2	53.960 48 Daniel MALKIN	54.015 56 Brett RAY
ROW 1	53.525 2 Myles PACKMAN	53.936 33 Darrell WILSON
	Pole	

Brands Hatch Indy
Circuit Length = 1.2079 miles

These results are provisional until the conclusion of any judicial and technical matters.

Clerk of Course :		Timekeeper :
-------------------	--	--------------

McMillan Motorsport Caterham Graduate Championship (Mega and Sigma Graduates)

RACE 7 - CLASSIFICATION

POS	NO	CL	NAME	ENTRY	LAPS	TIME	GAP	DIFF	MPH	BEST	ON
1	2		Myles PACKMAN	Caterham 7	23	20:53.503			79.79	53.704	13
2	33		Darrell WILSON	Caterham 7	23	20:58.550	5.047	5.047	79.47	53.802	10
3	17		Paul MANYWEATHERS	Caterham 7	23	21:02.297	8.794	3.747	79.23	53.807	11
4	48		Daniel MALKIN	Caterham 7	23	21:08.328	14.825	6.031	78.85	53.746	14
5	7		Nick FROST	Caterham 7	23	21:14.144	20.641	5.816	78.49	54.372	5
6	20		Mick WHITEHEAD	Caterham 7	23	21:14.394	20.891	0.250	78.48	54.156	20
7	56		Brett RAY	Caterham 7	23	21:16.701	23.198	2.307	78.34	54.275	19
8	59		Adrian WAGSTAFF	Caterham 7	23	21:16.741	23.238	0.040	78.33	54.085	23
9	5		Martin AMISON	Caterham 7	23	21:25.272	31.769	8.531	77.81	54.353	20
10	26		Ian NOBLE	Caterham 7	23	21:25.512	32.009	0.240	77.80	54.606	18
11	4		Nicholas HARYETT	Caterham 7	23	21:25.892	32.389	0.380	77.78	54.120	21
12	15		Kim RAYMENT	Caterham 7	23	21:26.641	33.138	0.749	77.73	54.630	20
13	44		Nick PANCISI	Caterham 7	23	21:27.278	33.775	0.637	77.69	54.657	8
14	36		Jo JAMES	Caterham 7	23	21:30.276	36.773	2.998	77.51	54.263	20
15	38		Ian BRUNNING	Caterham 7	23	21:30.409	36.906	0.133	77.50	54.451	15
16	32		Peter NEAL	Caterham 7	23	21:34.054	40.551	3.645	77.29	54.396	18
17	177	S	Ian ANDERSON	Caterham 7	23	21:39.944	46.441	5.890	76.94	55.220	14
18	174	S	Simon PASHLEY	Caterham 7	22	20:58.342	1 lap	1 lap	76.02	55.907	21
19	172	S	John GIL	Caterham 7	22	20:59.686	1 lap	1.344	75.94	56.035	21
20	50		Declan DOLAN	Caterham 7	22	21:04.226	1 lap	4.540	75.67	54.049	5
21	192	S	Bill SCOTT	Caterham 7	22	21:06.314	1 lap	2.088	75.54	56.262	21
22	173	S	Ian DYBLE	Caterham 7	22	21:06.596	1 lap	0.282	75.53	56.134	22
23	196	S	Graham NEWMAN	Caterham 7	22	21:24.168	1 lap	17.572	74.49	56.846	12
24	176	S	Andrew HAYTER	Caterham 7	22	21:29.087	1 lap	4.919	74.21	55.872	5
25	199	S	Nick DYER	Caterham 7	22	21:44.532	1 lap	15.445	73.33	57.479	9
26	191	S	Christopher SHACKLETON	Caterham 7	22	21:50.271	1 lap	5.739	73.01	57.752	14
NOT CLASSIFIED											
DNF	178	S	Peter MULLINEUX	Caterham 7	14	13:28.729	9 laps	8 laps	75.27	56.150	10
DNF	69		Adrian RUSSELL	Caterham 7	10	9:20.389	13 laps	4 laps	77.59	54.180	6
DNF	10		Nigel SMITH	Caterham 7	2	2:05.851	21 laps	8 laps	69.10	1:00.445	2
FASTEST LAP											
	2		Myles PACKMAN	Caterham 7	13	53.704		80.97 mph		130.31 kph	
	177	S	Ian ANDERSON	Caterham 7	14	55.220		78.75 mph		126.73 kph	

Weather / Track : Cloudy / Dry

These results are provisional until the conclusion of any judicial and technical matters.

Brands Hatch Indy

Circuit Length = 1.2079 miles

Start: 16:55 End: 17:17

Clerk of Course :

Timekeeper :

McMillan Motorsport Caterham Graduate Championship (Mega Graduates)

RACE 7 - CLASSIFICATION

POS	NO	CL	NAME	ENTRY	LAPS	TIME	GAP	DIFF	MPH	BEST	ON
1	2		Myles PACKMAN	Caterham 7	23	20:53.503			79.79	53.704	13
2	33		Darrell WILSON	Caterham 7	23	20:58.550	5.047	5.047	79.47	53.802	10
3	17		Paul MANYWEATHERS	Caterham 7	23	21:02.297	8.794	3.747	79.23	53.807	11
4	48		Daniel MALKIN	Caterham 7	23	21:08.328	14.825	6.031	78.85	53.746	14
5	7		Nick FROST	Caterham 7	23	21:14.144	20.641	5.816	78.49	54.372	5
6	20		Mick WHITEHEAD	Caterham 7	23	21:14.394	20.891	0.250	78.48	54.156	20
7	56		Brett RAY	Caterham 7	23	21:16.701	23.198	2.307	78.34	54.275	19
8	59		Adrian WAGSTAFF	Caterham 7	23	21:16.741	23.238	0.040	78.33	54.085	23
9	5		Martin AMISON	Caterham 7	23	21:25.272	31.769	8.531	77.81	54.353	20
10	26		Ian NOBLE	Caterham 7	23	21:25.512	32.009	0.240	77.80	54.606	18
11	4		Nicholas HARYETT	Caterham 7	23	21:25.892	32.389	0.380	77.78	54.120	21
12	15		Kim RAYMENT	Caterham 7	23	21:26.641	33.138	0.749	77.73	54.630	20
13	44		Nick PANCISI	Caterham 7	23	21:27.278	33.775	0.637	77.69	54.657	8
14	36		Jo JAMES	Caterham 7	23	21:30.276	36.773	2.998	77.51	54.263	20
15	38		Ian BRUNNING	Caterham 7	23	21:30.409	36.906	0.133	77.50	54.451	15
16	32		Peter NEAL	Caterham 7	23	21:34.054	40.551	3.645	77.29	54.396	18
17	50		Declan DOLAN	Caterham 7	22	21:04.226	1 lap	1 lap	75.67	54.049	5
NOT CLASSIFIED											
DNF	69		Adrian RUSSELL	Caterham 7	10	9:20.389	13 laps	12 laps	77.59	54.180	6
DNF	10		Nigel SMITH	Caterham 7	2	2:05.851	21 laps	8 laps	69.10	1:00.445	2
FASTEST LAP											
	2		Myles PACKMAN	Caterham 7	13	53.704			80.97 mph	130.31 kph	

Weather / Track : Cloudy / Dry
 These results are provisional until the conclusion of any judicial and technical matters.

Brands Hatch Indy
 Circuit Length = 1.2079 miles
 Start: 16:55 End: 17:17

Clerk of Course :	Timekeeper :
-------------------	--------------

McMillan Motorsport Caterham Graduate Championship (Sigma Graduates)

RACE 7 - CLASSIFICATION

POS	NO	CL	NAME	ENTRY	LAPS	TIME	GAP	DIFF	MPH	BEST	ON
1	177	S	Ian ANDERSON	Caterham 7	23	21:39.944			76.94	55.220	14
2	174	S	Simon PASHLEY	Caterham 7	22	20:58.342	1 lap	1 lap	76.02	55.907	21
3	172	S	John GIL	Caterham 7	22	20:59.686	1 lap	1.344	75.94	56.035	21
4	192	S	Bill SCOTT	Caterham 7	22	21:06.314	1 lap	6.628	75.54	56.262	21
5	173	S	Ian DYBLE	Caterham 7	22	21:06.596	1 lap	0.282	75.53	56.134	22
6	196	S	Graham NEWMAN	Caterham 7	22	21:24.168	1 lap	17.572	74.49	56.846	12
7	176	S	Andrew HAYTER	Caterham 7	22	21:29.087	1 lap	4.919	74.21	55.872	5
8	199	S	Nick DYER	Caterham 7	22	21:44.532	1 lap	15.445	73.33	57.479	9
9	191	S	Christopher SHACKLETON	Caterham 7	22	21:50.271	1 lap	5.739	73.01	57.752	14
					NOT CLASSIFIED						
DNF	178	S	Peter MULLINEUX	Caterham 7	14	13:28.729	9 laps	8 laps	75.27	56.150	10
					FASTEST LAP						
	177	S	Ian ANDERSON	Caterham 7	14	55.220			78.75 mph	126.73 kph	

Weather / Track : Cloudy / Dry

These results are provisional until the conclusion of any judicial and technical matters.

Brands Hatch Indy
 Circuit Length = 1.2079 miles
 Start: 16:55 End: 17:17

Clerk of Course :		Timekeeper :
-------------------	--	--------------

McMillan Motorsport Caterham Graduate Championship (Mega and Sigma Graduates)

RACE 7 - LAP CHART

Lap 1			Lap 2			Lap 3			Lap 4			Lap 5		
No	Behind	Laptime	No	Behind	Laptime	No	Behind	Laptime	No	Behind	Laptime	No	Behind	Laptime
2		1:01.120	2		54.715	2		54.611	2		54.505	2		54.659
33	0.034	1:01.154	33	0.333	55.014	33	0.254	54.532	33	0.747	54.998	33	0.412	54.324
17	0.545	1:01.665	17	0.539	54.709	17	0.511	54.583	17	1.054	55.048	17	0.620	54.225
7	0.868	1:01.988	7	0.993	54.840	7	1.042	54.660	7	1.565	55.028	7	1.278	54.372
50	1.114	1:02.234	50	1.659	55.260	50	1.409	54.361	50	2.314	55.410	50	1.704	54.049
5	2.426	1:03.546	5	2.678	54.967	48	3.891	55.794	48	4.913	55.527	48	4.844	54.590
4	2.510	1:03.630	48	2.708	54.745	4	4.300	55.085	4	5.355	55.560	69	5.506	54.555
20	2.610	1:03.730	4	3.826	56.031	20	4.652	55.022	20	5.499	55.352	4	5.529	54.833
48	2.678	1:03.798	20	4.241	56.346	69	4.698	54.568	69	5.610	55.417	20	6.069	55.229
56	3.125	1:04.245	69	4.741	55.969	56	5.200	55.047	56	6.315	55.620	56	6.388	54.732
69	3.487	1:04.607	56	4.764	56.354	26	6.001	55.317	26	7.112	55.616	26	7.500	55.047
26	3.949	1:05.069	26	5.295	56.061	59	7.411	55.275	59	8.149	55.243	59	8.290	54.800
10	4.286	1:05.406	59	6.747	56.890	15	8.434	55.720	15	9.561	55.632	5	10.147	54.528
59	4.572	1:05.692	15	7.325	56.642	44	9.170	55.898	5	10.278	54.878	15	10.607	55.705
15	5.398	1:06.518	44	7.883	57.176	38	9.602	56.038	44	11.167	56.502	44	11.412	54.904
44	5.422	1:06.542	38	8.175	56.739	5	9.905	1:01.838	38	11.357	56.260	38	12.241	55.543
32	5.903	1:07.023	32	8.856	57.668	32	11.339	57.094	32	13.868	57.034	32	15.100	55.891
38	6.151	1:07.271	10	10.016	1:00.445	177	13.037	56.765	177	14.545	56.013	177	15.414	55.528
177	10.079	1:11.199	177	10.883	55.519	36	14.265	57.186	36	16.158	56.398	36	17.060	55.561
36	10.653	1:11.773	36	11.690	55.752	178	15.670	57.179	178	17.532	56.367	178	19.158	56.285
178	11.273	1:12.393	178	13.102	56.544	174	16.326	57.487	174	18.145	56.324	174	19.548	56.062
174	11.549	1:12.669	174	13.450	56.616	172	18.286	57.700	172	20.478	56.697	172	22.107	56.288
176	12.166	1:13.286	176	14.991	57.540	176	18.974	58.594	176	21.152	56.683	176	22.365	55.872
172	12.573	1:13.693	172	15.197	57.339	192	19.438	58.272	192	21.709	56.776	192	23.791	56.741
192	12.890	1:14.010	192	15.777	57.602	173	19.772	58.352	173	22.369	57.102	173	23.969	56.259
173	13.135	1:14.255	173	16.031	57.611	196	20.903	58.868	196	24.401	58.003	196	27.160	57.418
196	13.656	1:14.776	196	16.646	57.705	191	21.759	58.292	191	25.719	58.465	191	29.547	58.487
191	14.442	1:15.562	191	18.078	58.351	199	24.541	59.652	199	28.846	58.810	199	32.553	58.366
199	15.089	1:16.209	199	19.500	59.126									

Weather / Track : Cloudy / Dry

Brands Hatch Indy
Circuit Length = 1.2079 miles
Start: 16:55 End: 17:17

McMillan Motorsport Caterham Graduate Championship (Mega and Sigma Graduates)

RACE 7 - LAP CHART

Lap 6			Lap 7			Lap 8			Lap 9			Lap 10		
No	Behind	Laptime	No	Behind	Laptime	No	Behind	Laptime	No	Behind	Laptime	No	Behind	Laptime
2		54.442	2		54.463	2		54.483	2		54.118	2		53.864
33	0.266	54.296	33	0.394	54.591	33	0.213	54.302	33	0.374	54.279	33	0.312	53.802
17	0.516	54.338	17	0.553	54.500	17	0.567	54.497	17	0.736	54.287	17	0.810	53.938
50	1.857	54.595	7	2.841	55.413	7	3.402	55.044	7	4.246	54.962	7	5.559	55.177
7	1.891	55.055	50	3.597	56.203	69	5.473	54.913	48	5.876	54.201	48	6.737	54.725
48	4.685	54.283	48	5.020	54.798	48	5.793	55.256	69	5.882	54.527	69	9.409	57.391
69	5.244	54.180	69	5.043	54.262	4	7.012	54.930	4	7.939	55.045	20	9.662	55.007
4	5.863	54.776	4	6.565	55.165	20	7.066	54.906	20	8.519	55.571	56	9.911	55.149
20	6.383	54.756	20	6.643	54.723	56	7.380	54.395	56	8.626	55.364	26	10.248	54.959
56	7.188	55.242	56	7.468	54.743	26	8.475	54.799	26	9.153	54.796	59	10.956	54.643
26	7.774	54.716	26	8.159	54.848	59	9.824	55.030	59	10.177	54.471	5	12.487	54.603
59	8.807	54.959	59	9.277	54.933	5	11.464	54.907	5	11.748	54.402	15	16.039	55.762
5	10.639	54.934	5	11.040	54.864	50	12.276	1:03.162	15	14.141	55.122	44	16.519	55.513
15	11.646	55.481	15	12.643	55.460	15	13.137	54.977	44	14.870	55.400	38	18.561	55.825
44	12.082	55.112	44	13.414	55.795	44	13.588	54.657	38	16.600	55.950	4	19.041	1:04.966
38	13.004	55.205	38	14.133	55.592	38	14.768	55.118	50	16.990	58.832	50	19.989	56.863
177	17.019	56.047	177	18.411	55.855	32	20.078	55.902	32	22.309	56.349	36	24.825	56.048
32	17.077	56.419	32	18.659	56.045	36	20.501	55.799	36	22.641	56.258	32	25.355	56.910
36	17.943	55.325	36	19.185	55.705	177	20.608	56.680	177	23.034	56.544	177	25.547	56.377
174	21.349	56.243	178	24.150	57.001	174	26.294	56.568	174	28.956	56.780	174	31.468	56.376
178	21.612	56.896	174	24.209	57.323	178	26.417	56.750	178	29.267	56.968	178	31.553	56.150
172	24.298	56.633	172	26.359	56.524	172	27.951	56.075	172	29.934	56.101	172	32.145	56.075
192	26.392	57.043	192	29.057	57.128	192	31.316	56.742	192	33.769	56.571	192	36.375	56.470
173	26.638	57.111	173	29.225	57.050	173	31.554	56.812	173	34.149	56.713	173	36.470	56.185
196	30.158	57.440	196	33.158	57.463	196	35.788	57.113	196	38.627	56.957	196	41.908	57.145
191	33.536	58.431	191	37.378	58.305	191	41.027	58.132	176	45.029	57.087	176	47.282	56.117
199	36.301	58.190	176	39.624	56.606	176	42.060	56.919	191	45.680	58.771	191	49.720	57.904
176	37.481	1:09.558	199	39.672	57.834	199	42.995	57.806	199	46.356	57.479	199	50.263	57.771

Weather / Track : Cloudy / Dry

Brands Hatch Indy
Circuit Length = 1.2079 miles
Start: 16:55 End: 17:17

McMillan Motorsport Caterham Graduate Championship (Mega and Sigma Graduates)

RACE 7 - LAP CHART

Lap 11			Lap 12			Lap 13			Lap 14			Lap 15		
No	Behind	Laptime	No	Behind	Laptime	No	Behind	Laptime	No	Behind	Laptime	No	Behind	Laptime
2		53.884	2		53.765	2		53.704	2		53.733	2		54.087
33	0.324	53.896	191	1 LAP	58.110	33	0.816	53.949	176	1 LAP	56.550	33	1.851	54.326
17	0.733	53.807	199	1 LAP	57.908	17	1.640	54.315	33	1.612	54.529	196	1 LAP	58.562
7	6.634	54.959	33	0.571	54.012	191	1 LAP	58.457	17	2.155	54.248	17	3.048	54.980
48	6.813	53.960	17	1.029	54.061	199	1 LAP	58.593	191	1 LAP	57.838	176	1 LAP	57.364
20	10.291	54.513	7	8.454	55.585	48	9.941	55.167	199	1 LAP	57.578	48	11.198	55.331
56	10.354	54.327	48	8.478	55.430	7	10.147	55.397	48	9.954	53.746	7	12.335	55.430
26	11.100	54.736	56	12.115	55.526	56	13.077	54.666	7	10.992	54.578	191	1 LAP	57.752
59	11.482	54.410	20	12.349	55.823	20	13.154	54.509	20	14.383	54.962	199	1 LAP	58.437
15	18.046	55.891	26	12.563	55.228	26	13.601	54.742	56	14.436	55.092	56	14.877	54.528
44	18.472	55.837	59	12.842	55.125	59	13.671	54.533	26	14.801	54.933	20	15.083	54.787
5	19.625	1:01.022	15	19.892	55.611	5	21.946	55.335	59	14.976	55.038	26	15.693	54.979
38	19.889	55.212	5	20.315	54.455	15	22.026	55.838	5	23.164	54.951	59	16.023	55.134
4	20.376	55.219	44	20.417	55.710	44	22.415	55.702	15	23.692	55.399	5	24.058	54.981
50	25.535	59.430	38	21.183	55.059	4	22.506	54.850	4	23.797	55.024	15	24.932	55.327
36	25.949	55.008	4	21.360	54.749	38	22.746	55.267	38	24.749	55.736	4	24.981	55.271
32	26.249	54.778	36	27.553	55.369	36	28.476	54.627	44	25.375	56.693	38	25.113	54.451
177	27.587	55.924	32	27.952	55.468	32	29.537	55.289	36	29.600	54.857	44	26.216	54.928
174	33.983	56.399	177	29.714	55.892	177	31.297	55.287	32	30.656	54.852	36	30.156	54.643
178	34.097	56.428	50	30.566	58.796	50	33.841	56.979	177	32.784	55.220	32	31.293	54.724
172	34.527	56.266	178	36.675	56.343	174	39.584	56.320	50	37.270	57.162	177	34.218	55.521
173	39.320	56.734	174	36.968	56.750	178	39.697	56.726	174	42.623	56.772	50	39.857	56.674
192	39.564	57.073	172	37.412	56.650	172	40.127	56.419	178	42.663	56.699	174	44.525	55.989
196	45.266	57.242	173	42.284	56.729	173	45.346	56.766	172	43.094	56.700	172	45.562	56.555
176	49.587	56.189	192	42.822	57.023	192	45.450	56.332	192	48.260	56.543	192	50.714	56.541
			196	48.347	56.846	196	51.618	56.975	173	48.508	56.895	173	50.876	56.455
			176	51.882	56.060									

Weather / Track : Cloudy / Dry

Brands Hatch Indy
Circuit Length = 1.2079 miles
Start: 16:55 End: 17:17

McMillan Motorsport Caterham Graduate Championship (Mega and Sigma Graduates)

RACE 7 - LAP CHART

Lap 16			Lap 17			Lap 18			Lap 19			Lap 20		
No	Behind	Laptime	No	Behind	Laptime	No	Behind	Laptime	No	Behind	Laptime	No	Behind	Laptime
2		54.220	2		53.878	2		54.188	2		54.129	2		53.924
33	2.411	54.780	33	3.233	54.700	192	1 LAP	56.457	192	1 LAP	56.342	50	1 LAP	58.788
17	3.975	55.147	17	4.733	54.636	173	1 LAP	56.337	33	3.764	54.481	33	4.372	54.532
196	1 LAP	57.570	196	1 LAP	57.760	33	3.412	54.367	173	1 LAP	56.433	192	1 LAP	56.903
176	1 LAP	1:01.928	48	13.973	55.510	17	5.193	54.648	17	5.928	54.864	17	6.749	54.745
48	12.341	55.363	7	14.865	55.516	196	1 LAP	57.477	48	14.365	54.262	173	1 LAP	56.549
7	13.227	55.112	176	1 LAP	57.919	48	14.232	54.447	7	16.264	54.886	48	14.990	54.549
56	15.645	54.988	20	16.600	54.800	7	15.507	54.830	196	1 LAP	58.462	7	17.575	55.235
20	15.678	54.815	56	16.656	54.889	20	17.068	54.656	20	17.362	54.423	20	17.594	54.156
26	16.619	55.146	26	17.710	54.969	56	17.538	55.070	56	17.684	54.275	56	18.389	54.629
191	1 LAP	58.292	59	18.513	55.125	26	18.128	54.606	59	21.168	56.066	196	1 LAP	57.867
59	17.266	55.463	199	1 LAP	59.599	59	19.231	54.906	176	1 LAP	58.116	59	21.880	54.636
199	1 LAP	59.390	191	1 LAP	1:02.854	176	1 LAP	57.812	26	27.602	1:03.603	176	1 LAP	56.835
5	25.094	55.256	5	26.064	54.848	5	27.955	56.079	5	29.254	55.428	26	28.743	55.065
15	26.498	55.786	15	28.121	55.501	199	1 LAP	58.006	4	30.256	55.762	5	29.683	54.353
4	26.601	55.840	4	28.197	55.474	4	28.623	54.614	15	30.624	55.727	4	30.517	54.185
38	27.692	56.799	44	28.900	55.013	15	29.026	55.093	44	31.199	55.129	15	31.330	54.630
44	27.765	55.769	38	28.902	55.088	44	30.199	55.487	38	32.118	55.632	44	32.092	54.817
36	31.443	55.507	36	32.691	55.126	38	30.615	55.901	36	33.372	54.269	38	33.455	55.261
32	32.581	55.508	32	33.397	54.694	191	1 LAP	1:00.582	199	1 LAP	59.355	36	33.711	54.263
177	35.989	55.991	177	37.622	55.511	36	33.232	54.729	32	34.961	55.485	32	36.276	55.239
50	43.333	57.696	50	46.659	57.204	32	33.605	54.396	191	1 LAP	59.732	199	1 LAP	58.353
174	46.651	56.346	174	49.001	56.228	177	38.933	55.499	177	40.434	55.630	177	42.950	56.440
172	47.496	56.154	172	49.945	56.327	50	49.536	57.065	174	53.315	56.445	191	1 LAP	59.150
192	53.030	56.536				174	50.999	56.186	172	53.918	56.245			
173	53.665	57.009				172	51.802	56.045						

Weather / Track : Cloudy / Dry

Brands Hatch Indy
Circuit Length = 1.2079 miles
Start: 16:55 End: 17:17

McMillan Motorsport Caterham Graduate Championship (Mega and Sigma Graduates)

RACE 7 - LAP CHART

Lap 21			Lap 22			Lap 23		
No	Behind	Laptime	No	Behind	Laptime	No	Behind	Laptime
2		54.545	2		54.280	2		54.186
174	1 LAP	56.454	174	1 LAP	55.907	174	1 LAP	56.098
172	1 LAP	56.634	172	1 LAP	56.035	33	5.047	54.711
50	1 LAP	57.767	33	4.522	54.341	172	1 LAP	56.531
33	4.461	54.634	50	1 LAP	57.714	17	8.794	54.827
17	7.130	54.926	17	8.153	55.303	50	1 LAP	57.982
192	1 LAP	56.667	192	1 LAP	56.262	192	1 LAP	56.280
173	1 LAP	56.553	173	1 LAP	56.552	173	1 LAP	56.134
48	14.826	54.381	48	14.785	54.239	48	14.825	54.226
20	18.201	55.152	20	19.793	55.872	7	20.641	54.899
7	18.215	55.185	7	19.928	55.993	20	20.891	55.284
56	18.535	54.691	56	22.679	58.424	56	23.198	54.705
59	22.660	55.325	59	23.339	54.959	59	23.238	54.085
196	1 LAP	57.654	196	1 LAP	57.653	196	1 LAP	57.212
176	1 LAP	56.844	26	30.224	55.250	5	31.769	55.716
26	29.254	55.056	5	30.239	54.810	26	32.009	55.971
5	29.709	54.571	4	30.463	54.651	4	32.389	56.112
4	30.092	54.120	176	1 LAP	57.424	15	33.138	54.738
15	31.768	54.983	15	32.586	55.098	44	33.775	54.834
44	32.381	54.834	44	33.127	55.026	176	1 LAP	57.784
38	34.009	55.099	38	35.364	55.635	36	36.773	55.493
36	34.267	55.101	36	35.466	55.479	38	36.906	55.728
32	37.196	55.465	32	38.709	55.793	32	40.551	56.028
199	1 LAP	58.643	177	44.933	55.421	177	46.441	55.694
177	43.792	55.387	199	1 LAP	58.838	199	1 LAP	58.589
191	1 LAP	59.118	191	1 LAP	58.630	191	1 LAP	59.056

Weather / Track : Cloudy / Dry

Brands Hatch Indy
Circuit Length = 1.2079 miles
Start: 16:55 End: 17:17

McMillan Motorsport Caterham Graduate Championship (Mega and Sigma Graduates)

RACE 18 - CLASSIFICATION

POS	NO	CL	NAME	ENTRY	LAPS	TIME	GAP	DIFF	MPH	BEST	ON
1	2		Myles PACKMAN	Caterham 7	24	21:42.722			80.11	53.275	18
2	33		Darrell WILSON	Caterham 7	24	21:44.794	2.072	2.072	79.98	53.402	12
3	48		Daniel MALKIN	Caterham 7	24	21:49.143	6.421	4.349	79.72	53.588	21
4	17		Paul MANYWEATHERS	Caterham 7	24	21:53.101	10.379	3.958	79.48	53.452	15
5	56		Brett RAY	Caterham 7	24	21:53.272	10.550	0.171	79.47	53.414	15
6	69		Adrian RUSSELL	Caterham 7	24	21:58.437	15.715	5.165	79.15	53.593	21
7	5		Martin AMISON	Caterham 7	24	21:59.642	16.920	1.205	79.08	53.569	24
8	4		Nicholas HARYETT	Caterham 7	24	22:02.904	20.182	3.262	78.89	53.842	16
9	7		Nick FROST	Caterham 7	24	22:03.870	21.148	0.966	78.83	54.133	6
10	59		Adrian WAGSTAFF	Caterham 7	24	22:04.227	21.505	0.357	78.81	53.759	17
11	15		Kim RAYMENT	Caterham 7	24	22:16.446	33.724	12.219	78.09	54.542	8
12	26		Ian NOBLE	Caterham 7	24	22:17.042	34.320	0.596	78.05	54.720	7
13	36		Jo JAMES	Caterham 7	24	22:21.467	38.745	4.425	77.80	53.844	22
14	38		Ian BRUNNING	Caterham 7	24	22:22.641	39.919	1.174	77.73	54.638	19
15	10		Nigel SMITH	Caterham 7	24	22:22.722	40.000	0.081	77.72	54.261	10
16	44		Nick PANCISI	Caterham 7	24	22:23.515	40.793	0.793	77.68	54.762	20
17	177	S	Ian ANDERSON	Caterham 7	23	21:44.695	1 lap	1 lap	76.65	55.200	4
18	174	S	Simon PASHLEY	Caterham 7	23	21:54.665	1 lap	9.970	76.07	55.681	23
19	172	S	John GIL	Caterham 7	23	22:02.138	1 lap	7.473	75.64	55.477	17
20	173	S	Ian DYBLE	Caterham 7	23	22:02.935	1 lap	0.797	75.60	55.408	17
21	176	S	Andrew HAYTER	Caterham 7	23	22:03.557	1 lap	0.622	75.56	55.828	10
22	192	S	Bill SCOTT	Caterham 7	23	22:12.080	1 lap	8.523	75.08	55.840	16
23	199	S	Nick DYER	Caterham 7	22	22:06.958	2 laps	1 lap	72.09	58.136	18
24	178	S	Peter MULLINEUX	Caterham 7	21	21:55.144	3 laps	1 lap	69.43	55.139	21

NOT CLASSIFIED

DNF	32		Peter NEAL	Caterham 7	23	21:27.918	1 lap	0.000	77.65	54.663	23
DNF	20		Mick WHITEHEAD	Caterham 7	12	11:11.466	12 laps	11 laps	77.71	54.333	10
DNF	196	S	Graham NEWMAN	Caterham 7	7	7:10.949	17 laps	5 laps	70.63	56.409	5

FASTEST LAP

	2		Myles PACKMAN	Caterham 7	18	53.275		81.62 mph	131.36 kph		
	178	S	Peter MULLINEUX	Caterham 7	21	55.139		78.86 mph	126.92 kph		

Weather / Track : Cloudy / Dry

These results are provisional until the conclusion of any judicial and technical matters.

Brands Hatch Indy

Circuit Length = 1.2079 miles

Start: 17:34 End: 17:57

Clerk of Course :		Timekeeper :	
-------------------	--	--------------	--

McMillan Motorsport Caterham Graduate Championship (Mega Graduates)

RACE 18 - CLASSIFICATION

POS	NO	CL	NAME	ENTRY	LAPS	TIME	GAP	DIFF	MPH	BEST	ON
1	2		Myles PACKMAN	Caterham 7	24	21:42.722			80.11	53.275	18
2	33		Darrell WILSON	Caterham 7	24	21:44.794	2.072	2.072	79.98	53.402	12
3	48		Daniel MALKIN	Caterham 7	24	21:49.143	6.421	4.349	79.72	53.588	21
4	17		Paul MANYWEATHERS	Caterham 7	24	21:53.101	10.379	3.958	79.48	53.452	15
5	56		Brett RAY	Caterham 7	24	21:53.272	10.550	0.171	79.47	53.414	15
6	69		Adrian RUSSELL	Caterham 7	24	21:58.437	15.715	5.165	79.15	53.593	21
7	5		Martin AMISON	Caterham 7	24	21:59.642	16.920	1.205	79.08	53.569	24
8	4		Nicholas HARYETT	Caterham 7	24	22:02.904	20.182	3.262	78.89	53.842	16
9	7		Nick FROST	Caterham 7	24	22:03.870	21.148	0.966	78.83	54.133	6
10	59		Adrian WAGSTAFF	Caterham 7	24	22:04.227	21.505	0.357	78.81	53.759	17
11	15		Kim RAYMENT	Caterham 7	24	22:16.446	33.724	12.219	78.09	54.542	8
12	26		Ian NOBLE	Caterham 7	24	22:17.042	34.320	0.596	78.05	54.720	7
13	36		Jo JAMES	Caterham 7	24	22:21.467	38.745	4.425	77.80	53.844	22
14	38		Ian BRUNNING	Caterham 7	24	22:22.641	39.919	1.174	77.73	54.638	19
15	10		Nigel SMITH	Caterham 7	24	22:22.722	40.000	0.081	77.72	54.261	10
16	44		Nick PANCISI	Caterham 7	24	22:23.515	40.793	0.793	77.68	54.762	20

NOT CLASSIFIED

DNF	32		Peter NEAL	Caterham 7	23	21:27.918	1 lap	1 lap	77.65	54.663	23
DNF	20		Mick WHITEHEAD	Caterham 7	12	11:11.466	12 laps	11 laps	77.71	54.333	10

FASTEST LAP

	2		Myles PACKMAN	Caterham 7	18	53.275		81.62 mph		131.36 kph	
--	---	--	----------------------	------------	----	--------	--	-----------	--	------------	--

Weather / Track : Cloudy / Dry

These results are provisional until the conclusion of any judicial and technical matters.

Brands Hatch Indy

Circuit Length = 1.2079 miles

Start: 17:34 End: 17:57

Clerk of Course :

Timekeeper :

McMillan Motorsport Caterham Graduate Championship (Sigma Graduates)
RACE 18 - CLASSIFICATION

POS	NO	CL	NAME	ENTRY	LAPS	TIME	GAP	DIFF	MPH	BEST	ON
1	177	S	Ian ANDERSON	Caterham 7	23	21:44.695			76.65	55.200	4
2	174	S	Simon PASHLEY	Caterham 7	23	21:54.665	9.970	9.970	76.07	55.681	23
3	172	S	John GIL	Caterham 7	23	22:02.138	17.443	7.473	75.64	55.477	17
4	173	S	Ian DYBLE	Caterham 7	23	22:02.935	18.240	0.797	75.60	55.408	17
5	176	S	Andrew HAYTER	Caterham 7	23	22:03.557	18.862	0.622	75.56	55.828	10
6	192	S	Bill SCOTT	Caterham 7	23	22:12.080	27.385	8.523	75.08	55.840	16
7	199	S	Nick DYER	Caterham 7	22	22:06.958	1 lap	1 lap	72.09	58.136	18
8	178	S	Peter MULLINEUX	Caterham 7	21	21:55.144	2 laps	1 lap	69.43	55.139	21
NOT CLASSIFIED											
DNF	196	S	Graham NEWMAN	Caterham 7	7	7:10.949	16 laps	14 laps	70.63	56.409	5
FASTEST LAP											
	178	S	Peter MULLINEUX	Caterham 7	21	55.139			78.86 mph	126.92 kph	

Weather / Track : Cloudy / Dry
 These results are provisional until the conclusion of any judicial and technical matters.

Brands Hatch Indy
 Circuit Length = 1.2079 miles
 Start: 17:34 End: 17:57

Clerk of Course :		Timekeeper :
-------------------	--	--------------

McMillan Motorsport Caterham Graduate Championship (Mega and Sigma Graduates)

RACE 18 - LAP CHART

Lap 1			Lap 2			Lap 3			Lap 4			Lap 5		
No	Behind	Laptime	No	Behind	Laptime	No	Behind	Laptime	No	Behind	Laptime	No	Behind	Laptime
33		1:02.326	33		54.724	33		54.650	2		54.249	2		54.525
2	0.359	1:02.685	2	0.243	54.608	2	0.010	54.417	33	0.773	55.032	33	0.275	54.027
48	0.597	1:02.923	48	0.800	54.927	48	0.491	54.341	48	1.264	55.032	48	0.629	53.890
7	1.408	1:03.734	7	1.805	55.121	7	2.384	55.229	7	3.090	54.965	56	3.335	54.769
56	1.410	1:03.736	56	1.885	55.199	56	2.414	55.179	56	3.091	54.936	17	4.206	54.984
17	2.902	1:05.228	17	2.880	54.702	17	2.596	54.366	17	3.747	55.410	7	4.631	56.066
5	3.352	1:05.678	5	3.896	55.268	4	4.750	55.356	5	5.363	54.827	5	5.191	54.353
4	3.488	1:05.814	4	4.044	55.280	5	4.795	55.549	4	5.855	55.364	4	6.030	54.700
59	3.785	1:06.111	59	4.995	55.934	59	5.517	55.172	59	6.665	55.407	59	7.091	54.951
20	4.022	1:06.348	20	5.328	56.030	20	5.880	55.202	20	6.920	55.299	20	7.597	55.202
26	4.678	1:07.004	26	5.646	55.692	26	6.480	55.484	69	7.542	55.283	69	7.691	54.674
69	4.799	1:07.125	69	5.731	55.656	69	6.518	55.437	26	7.554	55.333	26	8.340	55.311
10	5.466	1:07.792	10	6.167	55.425	15	6.802	55.157	15	7.879	55.336	15	8.425	55.071
44	5.908	1:08.234	15	6.295	55.065	32	8.589	55.161	32	9.947	55.617	32	10.590	55.168
15	5.954	1:08.280	44	7.235	56.051	44	8.600	56.015	44	10.507	56.166	44	11.142	55.160
38	6.855	1:09.181	32	8.078	55.659	38	10.278	56.251	38	11.053	55.034	38	11.514	54.986
32	7.143	1:09.469	38	8.677	56.546	36	10.446	56.170	178	2 LAPS	2:40.486	36	18.414	55.398
36	7.425	1:09.751	36	8.926	56.225	10	17.098	1:05.581	36	17.541	1:01.354	10	19.658	55.476
177	16.429	1:18.755	177	17.893	56.188	177	19.142	55.899	10	18.707	55.868	177	22.148	56.590
174	16.649	1:18.975	174	18.699	56.774	174	20.070	56.021	177	20.083	55.200	178	2 LAPS	1:03.147
178	16.817	1:19.143	173	19.864	57.740	173	22.174	56.960	174	21.998	56.187	174	23.347	55.874
173	16.848	1:19.174	176	20.055	57.398	176	22.865	57.460	173	24.575	56.660	173	26.662	56.612
176	17.381	1:19.707	172	20.732	57.477	172	23.605	57.523	176	25.083	56.477	176	27.280	56.722
172	17.979	1:20.305	196	21.246	57.535	196	23.917	57.321	172	25.408	56.062	172	27.636	56.753
196	18.435	1:20.761	192	23.938	58.542	192	26.609	57.321	196	26.079	56.421	196	27.963	56.409
199	19.701	1:22.027	199	23.949	58.972	199	28.293	58.994	192	28.999	56.649	192	31.173	56.699
192	20.120	1:22.446							199	32.975	58.941	199	37.236	58.786

Weather / Track : Cloudy / Dry

Brands Hatch Indy
Circuit Length = 1.2079 miles
Start: 17:34 End: 17:57

McMillan Motorsport Caterham Graduate Championship (Mega and Sigma Graduates)

RACE 18 - LAP CHART

Lap 6			Lap 7			Lap 8			Lap 9			Lap 10		
No	Behind	Laptime	No	Behind	Laptime	No	Behind	Laptime	No	Behind	Laptime	No	Behind	Laptime
2		54.321	2		53.919	2		53.857	2		53.796	2		54.047
33	0.187	54.233	33	0.142	53.874	33	0.321	54.036	33	0.598	54.073	33	0.603	54.052
48	0.679	54.371	48	0.866	54.106	48	1.016	54.007	48	1.679	54.459	48	2.456	54.824
56	3.244	54.230	56	3.329	54.004	56	3.793	54.321	56	3.932	53.935	199	1 LAP	1:00.055
17	4.215	54.330	17	4.305	54.009	17	4.487	54.039	17	4.658	53.967	56	3.986	54.101
7	4.443	54.133	7	4.687	54.163	7	5.315	54.485	7	6.386	54.867	17	4.632	54.021
5	4.867	53.997	5	4.983	54.035	5	5.631	54.505	5	6.504	54.669	7	7.935	55.596
4	6.737	55.028	4	7.330	54.512	4	8.284	54.811	4	9.674	55.186	5	8.613	56.156
59	7.507	54.737	59	8.593	55.005	59	9.711	54.975	59	10.704	54.789	4	10.468	54.841
20	7.881	54.605	20	8.833	54.871	20	9.869	54.893	69	10.755	54.513	69	10.700	53.992
69	7.968	54.598	69	8.944	54.895	69	10.038	54.951	20	11.414	55.341	59	11.455	54.798
15	9.367	55.263	15	10.326	54.878	15	11.011	54.542	15	12.633	55.418	20	11.700	54.333
26	9.948	55.929	26	10.749	54.720	26	11.861	54.969	26	13.056	54.991	15	13.384	54.798
32	11.377	55.108	32	12.639	55.181	32	13.853	55.071	32	15.269	55.212	26	13.896	54.887
44	12.060	55.239	44	13.201	55.060	44	14.239	54.895	44	15.906	55.463	32	17.369	56.147
38	12.206	55.013	38	13.548	55.261	38	14.339	54.648	38	16.010	55.467	44	17.502	55.643
36	19.203	55.110	36	20.357	55.073	36	21.277	54.777	36	22.965	55.484	38	17.705	55.742
10	20.476	55.139	10	21.551	54.994	10	22.698	55.004	10	23.681	54.779	36	23.363	54.445
177	23.206	55.379	177	24.713	55.426	177	26.192	55.336	177	28.028	55.632	10	23.895	54.261
174	24.964	55.938	174	27.464	56.419	174	30.208	56.601	174	33.097	56.685	177	29.434	55.453
178	2 LAPS	58.078	178	2 LAPS	56.773	178	2 LAPS	56.328	178	2 LAPS	56.112	174	35.276	56.226
173	28.827	56.486	173	31.491	56.583	173	34.288	56.654	173	36.630	56.138	178	2 LAPS	56.242
176	29.075	56.116	176	31.782	56.626	176	34.769	56.844	176	37.010	56.037	173	38.771	56.188
172	29.459	56.144	172	32.784	57.244	172	35.070	56.143	172	37.397	56.123	176	38.791	55.828
196	30.180	56.538	192	35.797	56.420	192	38.602	56.662	192	41.235	56.429	172	39.298	55.948
192	33.296	56.444	196	42.225	1:05.964	199	51.484	59.176				192	43.469	56.281
199	41.502	58.587	199	46.165	58.582									

Weather / Track : Cloudy / Dry

Brands Hatch Indy
 Circuit Length = 1.2079 miles
 Start: 17:34 End: 17:57

McMillan Motorsport Caterham Graduate Championship (Mega and Sigma Graduates)

RACE 18 - LAP CHART

Lap 11			Lap 12			Lap 13			Lap 14			Lap 15		
No	Behind	Laptime	No	Behind	Laptime	No	Behind	Laptime	No	Behind	Laptime	No	Behind	Laptime
2		53.497	2		53.660	2		53.636	2		54.000	2		53.686
33	0.667	53.561	33	0.409	53.402	33	0.208	53.435	33	0.171	53.963	33	0.179	53.694
48	3.090	54.131	48	3.327	53.897	48	3.727	54.036	192	1 LAP	57.090	48	4.076	53.704
56	4.320	53.831	56	5.183	54.523	56	5.505	53.958	48	4.058	54.331	192	1 LAP	57.441
17	5.172	54.037	17	5.412	53.900	17	5.794	54.018	56	5.602	54.097	56	5.330	53.414
7	9.156	54.718	7	10.413	54.917	5	11.394	54.595	17	5.934	54.140	17	5.700	53.452
5	9.208	54.092	5	10.435	54.887	7	11.537	54.760	5	11.877	54.483	5	12.605	54.414
199	1 LAP	59.565	69	12.404	53.991	69	12.590	53.822	7	12.376	54.839	7	13.375	54.685
4	12.052	55.081	4	12.950	54.558	4	13.526	54.212	69	12.490	53.900	69	13.427	54.623
69	12.073	54.870	59	13.674	54.835	59	14.608	54.570	4	13.797	54.271	4	14.308	54.197
59	12.499	54.541	20	13.885	54.790	15	17.821	55.327	59	15.392	54.784	59	15.850	54.144
20	12.755	54.552	15	16.130	55.175	26	18.214	55.276	15	19.344	55.523	15	21.180	55.522
15	14.615	54.728	26	16.574	55.084	32	22.129	55.264	26	19.966	55.752	26	21.264	54.984
26	15.150	54.751	199	1 LAP	1:01.531	44	23.799	56.097	32	23.952	55.823	32	25.533	55.267
32	19.260	55.388	32	20.501	54.901	38	23.915	56.898	44	24.712	54.913	44	25.871	54.845
38	19.404	55.196	38	20.653	54.909	199	1 LAP	1:01.012	38	24.826	54.911	38	26.112	54.972
44	19.883	55.878	44	21.338	55.115	36	26.709	55.382	36	28.008	55.299	36	28.839	54.517
36	24.237	54.371	36	24.963	54.386	10	27.096	54.931	10	28.214	55.118	10	29.107	54.579
10	24.700	54.302	10	25.801	54.761	177	35.797	56.174	199	1 LAP	59.263	199	1 LAP	58.685
177	31.500	55.563	177	33.259	55.419	174	43.245	56.681	177	37.602	55.805	177	39.542	55.626
174	37.823	56.044	174	40.200	56.037	178	2 LAPS	56.622	174	45.663	56.418	174	48.108	56.131
178	2 LAPS	56.034	178	2 LAPS	55.984	176	47.219	56.369	178	2 LAPS	56.447	178	2 LAPS	55.944
176	41.852	56.558	176	44.486	56.294	172	47.652	56.149	176	49.410	56.191	172	52.441	56.509
173	42.137	56.863	173	44.746	56.269	173	47.925	56.815	172	49.618	55.966	176	52.647	56.923
172	42.536	56.735	172	45.139	56.263				173	49.762	55.837	173	52.861	56.785
192	46.569	56.597	192	50.939	58.030									

Weather / Track : Cloudy / Dry

Brands Hatch Indy
 Circuit Length = 1.2079 miles
 Start: 17:34 End: 17:57

McMillan Motorsport Caterham Graduate Championship (Mega and Sigma Graduates)

RACE 18 - LAP CHART

Lap 16			Lap 17			Lap 18			Lap 19			Lap 20		
No	Behind	Laptime	No	Behind	Laptime	No	Behind	Laptime	No	Behind	Laptime	No	Behind	Laptime
2		53.346	2		55.410	2		53.275	2		53.908	2		53.529
33	0.376	53.543	33	0.159	55.193	33	0.584	53.700	174	1 LAP	56.393	33	1.057	53.772
48	4.546	53.816	172	1 LAP	57.226	172	1 LAP	55.477	33	0.814	54.138	174	1 LAP	55.719
56	6.683	54.699	176	1 LAP	57.166	173	1 LAP	55.408	178	3 LAPS	56.998	178	3 LAPS	55.293
17	7.345	54.991	173	1 LAP	56.992	48	3.625	53.707	48	4.570	54.853	48	5.125	54.084
192	1 LAP	56.725	48	3.193	54.057	176	1 LAP	55.883	172	1 LAP	56.829	56	7.279	54.750
5	13.820	54.561	56	4.992	53.719	56	5.744	54.027	56	6.058	54.222	17	7.607	54.395
7	14.423	54.394	17	5.578	53.643	17	5.964	53.661	173	1 LAP	56.930	172	1 LAP	57.281
69	14.482	54.401	192	1 LAP	55.840	192	1 LAP	56.336	17	6.741	54.685	173	1 LAP	57.258
4	14.804	53.842	5	12.919	54.509	69	13.964	54.233	176	1 LAP	57.159	176	1 LAP	56.594
59	16.474	53.970	69	13.006	53.934	5	14.229	54.585	192	1 LAP	56.287	69	14.502	54.126
26	23.279	55.361	7	13.546	54.533	4	15.967	55.602	69	13.905	53.849	5	14.789	54.069
15	23.502	55.668	4	13.640	54.246	7	16.058	55.787	5	14.249	53.928	192	1 LAP	56.010
32	29.241	57.054	59	14.823	53.759	59	16.367	54.819	4	16.317	54.258	4	16.818	54.030
44	29.456	56.931	26	22.669	54.800	26	24.526	55.132	7	16.982	54.832	7	17.690	54.237
38	29.649	56.883	15	22.968	54.876	15	24.741	55.048	59	17.008	54.549	59	17.894	54.415
10	30.383	54.622	32	29.292	55.461	32	31.779	55.762	15	26.169	55.336	15	28.260	55.620
36	30.472	54.979	44	29.398	55.352	38	31.837	55.354	26	26.199	55.581	26	28.492	55.822
199	1 LAP	58.257	38	29.758	55.519	10	31.932	55.031	38	32.567	54.638	38	33.942	54.904
177	42.113	55.917	10	30.176	55.203	36	32.678	55.502	32	33.235	55.364	32	34.521	54.815
174	50.711	55.949	36	30.451	55.389	44	32.980	56.857	10	33.359	55.335	10	34.641	54.811
178	2 LAPS	56.216	177	42.829	56.126	177	45.155	55.601	36	33.388	54.618	36	34.740	54.881
			199	1 LAP	58.228	199	1 LAP	58.345	44	34.431	55.359	44	35.664	54.762
			174	51.398	56.097				177	46.679	55.432	177	49.168	56.018
			178	2 LAPS	55.897				199	1 LAP	58.136			

Weather / Track : Cloudy / Dry

Brands Hatch Indy
 Circuit Length = 1.2079 miles
 Start: 17:34 End: 17:57

McMillan Motorsport Caterham Graduate Championship (Mega and Sigma Graduates)

RACE 18 - LAP CHART

Lap 21			Lap 22			Lap 23			Lap 24		
No	Behind	Laptime	No	Behind	Laptime	No	Behind	Laptime	No	Behind	Laptime
2		53.685	2		53.555	2		53.290	2		53.821
33	1.594	54.222	33	1.767	53.728	177	1 LAP	55.912	177	1 LAP	55.484
199	2 LAPS	59.065	48	5.606	54.133	33	2.299	53.822	33	2.072	53.594
174	1 LAP	55.729	174	1 LAP	56.062	48	6.334	54.018	48	6.421	53.908
48	5.028	53.588	178	3 LAPS	55.790	17	9.692	53.967	17	10.379	54.508
178	3 LAPS	55.735	17	9.015	54.951	174	1 LAP	56.024	56	10.550	54.129
56	7.553	53.959	56	9.163	55.165	56	10.242	54.369	174	1 LAP	55.681
17	7.619	53.697	199	2 LAPS	1:00.070	178	3 LAPS	56.736	178	3 LAPS	55.139
172	1 LAP	55.914	172	1 LAP	56.037	69	15.587	53.987	69	15.715	53.949
173	1 LAP	55.843	173	1 LAP	56.162	199	2 LAPS	58.531	5	16.920	53.569
176	1 LAP	56.098	69	14.890	54.035	5	17.172	55.323	172	1 LAP	55.635
69	14.410	53.593	176	1 LAP	56.051	172	1 LAP	56.395	4	20.182	55.075
5	15.007	53.903	5	15.139	53.687	173	1 LAP	56.717	173	1 LAP	55.861
4	17.561	54.428	4	18.247	54.241	176	1 LAP	56.723	176	1 LAP	56.333
192	1 LAP	55.997	7	19.051	54.262	4	18.928	53.971	7	21.148	54.830
7	18.344	54.339	59	19.738	54.745	7	20.139	54.378	59	21.505	54.771
59	18.548	54.339	192	1 LAP	58.610	59	20.555	54.107	199	2 LAPS	1:02.150
15	29.791	55.216	15	31.178	54.942	192	1 LAP	56.620	192	1 LAP	56.604
26	30.241	55.434	26	31.617	54.931	15	32.965	55.077	15	33.724	54.580
38	35.070	54.813	38	36.437	54.922	26	33.194	54.867	26	34.320	54.947
32	36.213	55.377	36	36.547	53.844	36	38.244	54.987	36	38.745	54.322
36	36.258	55.203	10	37.236	54.533	38	38.749	55.602	38	39.919	54.991
10	36.258	55.302	32	37.644	54.986	32	39.017	54.663	10	40.000	54.532
44	36.807	54.828	44	38.095	54.843	10	39.289	55.343	44	40.793	54.981
177	51.243	55.760				44	39.633	54.828			

Weather / Track : Cloudy / Dry

Brands Hatch Indy
Circuit Length = 1.2079 miles
Start: 17:34 End: 17:57

**Thermex Classic Saloon & Historic Touring Car Championship i.a.w. Dunlop
QUALIFYING - RACE 4 - CLASSIFICATION**

POS	NO	CL	NAME	ENTRY	TIME	ON	LAPS	GAP	DIFF	MPH
1	11	F	Roger STANFORD	Lotus Cortina Mk1	58.716	12	14			74.06
2	25	F	Brian STEVENS	Lotus Cortina	58.911	10	12	0.195	0.195	73.81
3	76	F	Steven SPRIGG	Ford Lotus Cortina Mk1	59.928	12	14	1.212	1.017	72.56
4	17	C	Roger EBDON	Mini Cooper S	1:00.065	4	6	1.349	0.137	72.39
5	27	D	Jim BURROWS	Austin Mini Cooper	1:00.116	11	14	1.400	0.051	72.33
6	77	C	Richard SPRIGG	Ford Anglia 105E	1:00.220	12	15	1.504	0.104	72.21
7	4	F	Thomas LAILEY DE VILLE - TRAN	Lotus Cortina	1:01.546	6	9	2.830	1.326	70.65
8	2	C	Julian CROSSLEY	Morris Mini	1:02.531	8	14	3.815	0.985	69.54
9	1	E	Andy MESSHAM	Austin Mini Seven	1:03.190	8	14	4.474	0.659	68.81
10	67	C	Adam BURSTOW	Alfa Romeo Giulia Sprint GT	1:03.872	14	14	5.156	0.682	68.08
11	83	G	Tim DODWELL	Austin Cooper	1:07.687	5	6	8.971	3.815	64.24
12	43	C	Christopher PARKES	Ford Anglia Super 105E	1:08.081	10	10	9.365	0.394	63.87
13	69	D	Luc WILSON - TRANSPONDER N/A	Austin A40	1:08.827	10	10	10.111	0.746	63.18
14	74	D	Jeremy KNIGHT	Austin A35	1:09.235	3	4	10.519	0.408	62.80
15	72	C	Anthony WARNES	Wolseley Saloon	1:09.584	8	13	10.868	0.349	62.49
16	68	E	Keith Peter WRIGHT	Morris Minor	1:11.626	10	12	12.910	2.042	60.71
17	19	D	Alan BOYCE	Morris Minor	1:14.097	10	12	15.381	2.471	58.68

Weather / Track : Cloudy / Dry
These results are provisional until the conclusion of any judicial and technical matters.

Brands Hatch Indy
Circuit Length = 1.2079 miles
Start: 11:15 End: 11:31

Clerk of Course :		Timekeeper :
-------------------	--	--------------

Thermex Classic Saloon & Historic Touring Car Championship i.a.w. Dunlop

QUALIFYING - RACE 4 - LAP ANALYSIS

1	Andy MESSHAM		E Austin Mini Seven			
1 -	1:17.907	+ 14.717	11:16:46.355	8 -	1:03.190	11:24:21.084
2 -	1:10.031	+ 6.841	11:17:56.386	9 -	1:03.374	+ 0.184
3 -	1:05.278	+ 2.088	11:19:01.664	10 -	1:03.800	+ 0.610
4 -	1:04.448	+ 1.258	11:20:06.112	11 -	1:04.646	+ 1.456
5 -	1:03.992	+ 0.802	11:21:10.104	12 -	1:10.626	+ 7.436
6 -	1:03.967	+ 0.777	11:22:14.071	13 -	1:05.577	+ 2.387
7 -	1:03.823	+ 0.633	11:23:17.894	14 -	1:03.453	+ 0.263
2	Julian CROSSLEY		C Morris Mini			
1 -	1:17.751	+ 15.220	11:16:41.884	8 -	1:02.531	11:24:14.235
2 -	1:10.335	+ 7.804	11:17:52.219	9 -	1:04.217	+ 1.686
3 -	1:05.349	+ 2.818	11:18:57.568	10 -	1:04.723	+ 2.192
4 -	1:03.621	+ 1.090	11:20:01.189	11 -	1:03.039	+ 0.508
5 -	1:03.767	+ 1.236	11:21:04.956	12 -	1:03.278	+ 0.747
6 -	1:03.779	+ 1.248	11:22:08.735	13 -	1:04.257	+ 1.726
7 -	1:02.969	+ 0.438	11:23:11.704	14 -	1:02.946	+ 0.415
4	Thomas LAILEY DE VILLE - TRANSPONDER NW		F Lotus Cortina			
1 -	1:02.342	+ 0.796	11:17:36.859	6 -	1:01.546	11:22:54.398
2 -	1:04.107	+ 2.561	11:18:40.966	7 -	1:02.375	+ 0.829
3 -	1:03.656	+ 2.110	11:19:44.622	8 -	1:02.176	+ 0.630
4 -	1:02.869	+ 1.323	11:20:47.491	9 -	2:20.725 P	+ 1:19.179
5 -	1:05.361	+ 3.815	11:21:52.852			
11	Roger STANFORD		F Lotus Cortina Mk1			
1 -	1:26.676	+ 27.960	11:16:52.703	8 -	1:01.664	+ 2.948
2 -	1:04.173	+ 5.457	11:17:56.876	9 -	1:01.665	+ 2.949
3 -	1:00.642	+ 1.926	11:18:57.518	10 -	59.500	+ 0.784
4 -	59.815	+ 1.099	11:19:57.333	11 -	59.553	+ 0.837
5 -	59.025	+ 0.309	11:20:56.358	12 -	58.716	11:27:56.309
6 -	59.354	+ 0.638	11:21:55.712	13 -	1:02.957	+ 4.241
7 -	59.499	+ 0.783	11:22:55.211	14 -	1:09.409	+ 10.693
17	Roger EBDON		C Mini Cooper S			
1 -	1:17.610	+ 17.545	11:16:40.772	4 -	1:00.065	11:19:46.539
2 -	1:04.726	+ 4.661	11:17:45.498	5 -	1:01.677	+ 1.612
3 -	1:00.976	+ 0.911	11:18:46.474	6 -	1:24.336 P	+ 24.271
19	Alan BOYCE		D Morris Minor			
1 -	1:21.940	+ 7.843	11:16:40.748	7 -	1:17.381	+ 3.284
2 -	1:20.157	+ 6.060	11:18:00.905	8 -	1:14.689	+ 0.592
3 -	1:17.286	+ 3.189	11:19:18.191	9 -	1:15.306	+ 1.209
4 -	1:18.407	+ 4.310	11:20:36.598	10 -	1:14.097	11:28:13.932
5 -	1:18.364	+ 4.267	11:21:54.962	11 -	1:16.402	+ 2.305
6 -	1:17.497	+ 3.400	11:23:12.459	12 -	1:14.770	+ 0.673
25	Brian STEVENS		F Lotus Cortina			
1 -	1:11.847	+ 12.936	11:16:23.423	7 -	59.583	+ 0.672
2 -	1:00.649	+ 1.738	11:17:24.072	8 -	1:01.500	+ 2.589
3 -	59.506	+ 0.595	11:18:23.578	9 -	59.412	+ 0.501
4 -	59.281	+ 0.370	11:19:22.859	10 -	58.911	11:25:21.183
5 -	59.412	+ 0.501	11:20:22.271	11 -	1:00.263	+ 1.352
6 -	59.506	+ 0.595	11:21:21.777	12 -	59.310	+ 0.399
27	Jim BURROWS		D Austin Mini Cooper			
1 -	1:13.206	+ 13.090	11:16:43.131	8 -	1:01.988	+ 1.872
2 -	1:02.990	+ 2.874	11:17:46.121	9 -	1:02.177	+ 2.061
3 -	1:01.667	+ 1.551	11:18:47.788	10 -	1:00.756	+ 0.640
4 -	1:00.733	+ 0.617	11:19:48.521	11 -	1:00.116	11:27:00.632
5 -	1:00.926	+ 0.810	11:20:49.447	12 -	1:00.784	+ 0.668
6 -	1:03.660	+ 3.544	11:21:53.107	13 -	1:03.847	+ 3.731

Weather / Track : Cloudy / Dry

Brands Hatch Indy
Circuit Length = 1.2079 miles
Start: 11:15 End: 11:31

Thermex Classic Saloon & Historic Touring Car Championship i.a.w. Dunlop

QUALIFYING - RACE 4 - LAP ANALYSIS

7 -	1:02.488	+ 2.372	11:22:55.595	14 -	1:01.298	+ 1.182	11:30:06.561
43	Christopher PARKES		C		Ford Anglia Super 105E		
1 -	1:21.619	+ 13.538	11:16:41.725	6 -	1:08.867	+ 0.786	11:22:35.591
2 -	1:15.337	+ 7.256	11:17:57.062	7 -	1:08.654	+ 0.573	11:23:44.245
3 -	1:10.142	+ 2.061	11:19:07.204	8 -	1:08.186	+ 0.105	11:24:52.431
4 -	1:09.896	+ 1.815	11:20:17.100	9 -	1:08.886	+ 0.805	11:26:01.317
5 -	1:09.624	+ 1.543	11:21:26.724	10 -	1:08.081		11:27:09.398
67	Adam BURSTOW		C		Alfa Romeo Giulia Sprint GT		
1 -	1:15.840	+ 11.968	11:16:23.347	8 -	1:04.721	+ 0.849	11:24:09.027
2 -	1:07.761	+ 3.889	11:17:31.108	9 -	1:05.023	+ 1.151	11:25:14.050
3 -	1:07.083	+ 3.211	11:18:38.191	10 -	1:04.374	+ 0.502	11:26:18.424
4 -	1:05.872	+ 2.000	11:19:44.063	11 -	1:04.964	+ 1.092	11:27:23.388
5 -	1:09.139	+ 5.267	11:20:53.202	12 -	1:04.682	+ 0.810	11:28:28.070
6 -	1:05.175	+ 1.303	11:21:58.377	13 -	1:04.054	+ 0.182	11:29:32.124
7 -	1:05.929	+ 2.057	11:23:04.306	14 -	1:03.872		11:30:35.996
68	Keith Peter WRIGHT		E		Morris Minor		
1 -	1:20.691	+ 9.065	11:16:41.835	7 -	1:13.547	+ 1.921	11:24:06.280
2 -	1:17.089	+ 5.463	11:17:58.924	8 -	1:13.299	+ 1.673	11:25:19.579
3 -	1:13.240	+ 1.614	11:19:12.164	9 -	1:11.957	+ 0.331	11:26:31.536
4 -	1:14.218	+ 2.592	11:20:26.382	10 -	1:11.626		11:27:43.162
5 -	1:13.474	+ 1.848	11:21:39.856	11 -	1:11.904	+ 0.278	11:28:55.066
6 -	1:12.877	+ 1.251	11:22:52.733	12 -	1:11.953	+ 0.327	11:30:07.019
69	Luc WILSON - TRANSPONDER N/W		D		Austin A40		
1 -	1:15.207	+ 6.380	11:18:08.760	6 -	1:10.350	+ 1.523	11:24:06.202
2 -	1:12.810	+ 3.983	11:19:21.570	7 -	1:09.843	+ 1.016	11:25:16.045
3 -	1:12.411	+ 3.584	11:20:33.981	8 -	1:11.112	+ 2.285	11:26:27.157
4 -	1:11.513	+ 2.686	11:21:45.494	9 -	1:09.661	+ 0.834	11:27:36.818
5 -	1:10.358	+ 1.531	11:22:55.852	10 -	1:08.827		11:28:45.645
72	Anthony WARNES		C		Wolseley Saloon		
1 -	1:23.656	+ 14.072	11:16:34.518	8 -	1:09.584		11:24:50.702
2 -	1:12.646	+ 3.062	11:17:47.164	9 -	1:10.423	+ 0.839	11:26:01.125
3 -	1:11.390	+ 1.806	11:18:58.554	10 -	1:10.503	+ 0.919	11:27:11.628
4 -	1:11.797	+ 2.213	11:20:10.351	11 -	1:13.973	+ 4.389	11:28:25.601
5 -	1:10.872	+ 1.288	11:21:21.223	12 -	1:14.313	+ 4.729	11:29:39.914
6 -	1:09.779	+ 0.195	11:22:31.002	13 -	1:11.592	+ 2.008	11:30:51.506
7 -	1:10.116	+ 0.532	11:23:41.118				
74	Jeremy KNIGHT		D		Austin A35		
1 -	1:22.385	+ 13.150	11:16:49.609	3 -	1:09.235		11:19:10.212
2 -	1:11.368	+ 2.133	11:18:00.977	4 -	7:34.994 P	+ 6:25.759	11:26:45.206
76	Steven SPRIGG		F		Ford Lotus Cortina Mk1		
1 -	1:13.242	+ 13.314	11:16:27.338	8 -	1:00.028	+ 0.100	11:23:53.913
2 -	1:03.047	+ 3.119	11:17:30.385	9 -	59.973	+ 0.045	11:24:53.886
3 -	1:10.038	+ 10.110	11:18:40.423	10 -	1:01.125	+ 1.197	11:25:55.011
4 -	1:04.200	+ 4.272	11:19:44.623	11 -	1:01.329	+ 1.401	11:26:56.340
5 -	1:03.959	+ 4.031	11:20:48.582	12 -	59.928		11:27:56.268
6 -	1:03.515	+ 3.587	11:21:52.097	13 -	1:11.929	+ 12.001	11:29:08.197
7 -	1:01.788	+ 1.860	11:22:53.885	14 -	1:00.320	+ 0.392	11:30:08.517
77	Richard SPRIGG		C		Ford Anglia 105E		
1 -	1:13.375	+ 13.155	11:16:28.682	9 -	1:00.439	+ 0.219	11:24:43.428
2 -	1:02.737	+ 2.517	11:17:31.419	10 -	1:00.615	+ 0.395	11:25:44.043
3 -	1:05.050	+ 4.830	11:18:36.469	11 -	1:00.817	+ 0.597	11:26:44.860
4 -	1:01.531	+ 1.311	11:19:38.000	12 -	1:00.220		11:27:45.080
5 -	1:01.121	+ 0.901	11:20:39.121	13 -	1:00.938	+ 0.718	11:28:46.018
6 -	1:01.699	+ 1.479	11:21:40.820	14 -	1:00.760	+ 0.540	11:29:46.778
7 -	1:00.855	+ 0.635	11:22:41.675	15 -	1:02.382	+ 2.162	11:30:49.160

Weather / Track : Cloudy / Dry

Brands Hatch Indy
Circuit Length = 1.2079 miles
Start: 11:15 End: 11:31

**Thermex Classic Saloon & Historic Touring Car Championship i.a.w. Dunlop
 QUALIFYING - RACE 4 - LAP ANALYSIS**


8 -	1:01.314	+ 1.094	11:23:42.989			
83	Tim DODWELL			G	Austin Cooper	
1 -	1:22.765	+ 15.078	11:16:32.272	4 -	1:08.094	+ 0.407
2 -	1:10.078	+ 2.391	11:17:42.350	5 -	1:07.687	
3 -	1:09.025	+ 1.338	11:18:51.375	6 -	1:40.288 P	+ 32.601
						11:19:59.469
						11:21:07.156
						11:22:47.444

Weather / Track : Cloudy / Dry

Brands Hatch Indy
 Circuit Length = 1.2079 miles
 Start: 11:15 End: 11:31

Thermex Classic Saloon & Historic Touring Car Championship i.a.w. Dunlop

RACE 4 - GRID

ROW 9	1:14.097 19 Alan BOYCE		
ROW 8		1:09.584 72 Anthony WARNES	1:11.626 68 Keith Peter WRIGHT
ROW 7	1:08.827 69 Luc WILSON - TRANSPONDER N/W		1:09.235 74 Jeremy KNIGHT
ROW 6		1:07.687 83 Tim DODWELL	1:08.081 43 Christopher PARKES
ROW 5	1:03.190 1 Andy MESSHAM		1:03.872 67 Adam BURSTOW
ROW 4		1:01.546 4 Thomas LAILEY DE VILLE - TRANSPONDER	1:02.531 2 Julian CROSSLEY
ROW 3	1:00.116 27 Jim BURROWS		1:00.220 77 Richard SPRIGG
ROW 2		59.928 76 Steven SPRIGG	1:00.065 17 Roger EBDON
ROW 1	58.716 11 Roger STANFORD		58.911 25 Brian STEVENS
Pole			
			

Brands Hatch Indy
Circuit Length = 1.2079 miles

These results are provisional until the conclusion of any judicial and technical matters.

Clerk of Course :		Timekeeper :
-------------------	--	--------------

Thermex Classic Saloon & Historic Touring Car Championship i.a.w. Dunlop

RACE 4 - CLASSIFICATION

POS	NO	CL	NAME	ENTRY	LAPS	TIME	GAP	DIFF	MPH	BEST	ON
1	11	F	Roger STANFORD	Lotus Cortina Mk1	15	15:03.709			72.17	59.162	5
2	25	F	Brian STEVENS	Lotus Cortina	15	15:08.845	5.136	5.136	71.77	59.048	6
3	76	F	Steven SPRIGG	Ford Lotus Cortina Mk1	15	15:18.895	15.186	10.050	70.98	1:00.033	7
4	17	C	Roger EBDON	Mini Cooper S	15	15:33.693	29.984	14.798	69.86	59.300	4
5	4	F	Thomas LAILEY DE VILLE - TRAI	Lotus Cortina	15	15:37.685	33.976	3.992	69.56	1:00.445	4
6	27	D	Jim BURROWS	Austin Mini Cooper	15	15:37.803	34.094	0.118	69.55	1:01.081	2
7	2	C	Julian CROSSLEY	Morris Mini	14	15:06.249	1 lap	1 lap	67.17	1:02.831	4
8	1	E	Andy MESSHAM	Austin Mini Seven	14	15:06.951	1 lap	0.702	67.12	1:03.473	4
9	67	C	Adam BURSTOW	Alfa Romeo Giulia Sprint GT	14	15:07.705	1 lap	0.754	67.07	1:03.082	14
10	69	D	Luc WILSON	Austin A40	14	16:07.036	1 lap	59.331	62.95	1:06.635	11
11	43	C	Christopher PARKES	Ford Anglia Super 105E	14	16:08.519	1 lap	1.483	62.85	1:06.852	12
12	83	G	Tim DODWELL	Austin Cooper	13	15:19.679	2 laps	1 lap	61.46	1:08.681	3
13	68	E	Keith Peter WRIGHT	Morris Minor	13	15:58.157	2 laps	38.478	59.00	1:10.692	12
14	19	D	Alan BOYCE	Morris Minor	13	15:59.709	2 laps	1.552	58.90	1:11.087	4
15	72	C	Anthony WARNES	Wolseley Saloon	12	15:33.640	3 laps	1 lap	55.89	1:11.058	9
NOT CLASSIFIED											
DNF	74	D	Jeremy KNIGHT	Austin A35	7	8:11.818	8 laps	5 laps	61.89	1:07.933	6
DNF	77	C	Richard SPRIGG	Ford Anglia 105E	0						
FASTEST LAP											
25	F	Brian STEVENS	Lotus Cortina	6	59.048	73.64 mph	118.52 kph				
17	C	Roger EBDON	Mini Cooper S	4	59.300	73.33 mph	118.01 kph				
27	D	Jim BURROWS	Austin Mini Cooper	2	1:01.081	71.19 mph	114.57 kph				
1	E	Andy MESSHAM	Austin Mini Seven	4	1:03.473	68.51 mph	110.25 kph				
83	G	Tim DODWELL	Austin Cooper	3	1:08.681	63.31 mph	101.89 kph				

Weather / Track : Cloudy / Dry

These results are provisional until the conclusion of any judicial and technical matters.

Brands Hatch Indy

Circuit Length = 1.2079 miles

Start: 15:29 End: 15:45

Clerk of Course :	Timekeeper :
-------------------	--------------

Thermex Classic Saloon & Historic Touring Car Championship i.a.w. Dunlop

RACE 4 - LAP CHART

Lap 1			Lap 2			Lap 3			Lap 4			Lap 5		
No	Behind	Laptime	No	Behind	Laptime	No	Behind	Laptime	No	Behind	Laptime	No	Behind	Laptime
11		1:05.427	11		1:00.112	11		59.955	11		59.715	11		59.162
25	1.158	1:06.585	25	2.029	1:00.983	25	1.348	59.274	25	2.129	1:00.496	25	2.977	1:00.010
76	2.766	1:08.193	76	3.526	1:00.872	76	3.839	1:00.268	76	4.357	1:00.233	76	5.612	1:00.417
27	3.435	1:08.862	27	4.404	1:01.081	27	6.530	1:02.081	4	8.583	1:00.445	4	10.962	1:01.541
4	4.628	1:10.055	72	1 LAP	2:11.064	4	7.853	1:01.518	27	8.584	1:01.769	27	11.705	1:02.283
2	6.717	1:12.144	4	6.290	1:01.774	17	15.805	1:01.568	17	15.390	59.300	17	15.731	59.503
1	8.121	1:13.548	2	10.569	1:03.964	2	15.986	1:05.372	2	19.102	1:02.831	2	23.554	1:03.614
67	9.560	1:14.987	1	12.394	1:04.385	1	16.707	1:04.268	1	20.465	1:03.473	1	25.511	1:04.208
69	12.170	1:17.597	67	13.604	1:04.156	67	17.889	1:04.240	67	21.559	1:03.385	67	25.861	1:03.464
74	12.186	1:17.613	17	14.192	1:01.515	72	1 LAP	1:13.190	72	1 LAP	1:14.215	72	1 LAP	1:12.322
17	12.789	1:18.216	74	21.192	1:09.118	74	30.584	1:09.347	74	39.303	1:08.434	74	49.003	1:08.862
83	16.253	1:21.680	69	22.144	1:10.086	69	31.826	1:09.637	69	40.807	1:08.696	69	50.337	1:08.692
43	17.161	1:22.588	83	25.504	1:09.363	83	34.230	1:08.681	83	43.527	1:09.012	43	54.371	1:09.721
68	17.923	1:23.350	43	26.628	1:09.579	43	34.693	1:08.020	43	43.812	1:08.834	83	54.464	1:10.099
19	19.815	1:25.242	68	30.315	1:12.504	68	41.929	1:11.569	68	54.946	1:12.732			
			19	32.334	1:12.631	19	44.024	1:11.645	19	55.396	1:11.087			

Weather / Track : Cloudy / Dry

Brands Hatch Indy
Circuit Length = 1.2079 miles
Start: 15:29 End: 15:45

Thermex Classic Saloon & Historic Touring Car Championship i.a.w. Dunlop

RACE 4 - LAP CHART

Lap 6			Lap 7			Lap 8			Lap 9			Lap 10		
No	Behind	Laptime	No	Behind	Laptime	No	Behind	Laptime	No	Behind	Laptime	No	Behind	Laptime
11		1:00.304	11		1:00.020	11		59.626	11		59.350	11		59.320
25	1.721	59.048	25	1.495	59.794	25	1.575	59.706	25	2.196	59.971	25	3.026	1:00.150
76	5.796	1:00.488	43	1 LAP	1:09.245	76	7.207	1:01.024	76	8.460	1:00.603	76	9.670	1:00.530
68	1 LAP	1:13.721	83	1 LAP	1:10.720	74	1 LAP	1:10.511	69	1 LAP	1:09.748	17	21.747	1:00.573
19	1 LAP	1:14.358	76	5.809	1:00.033	69	1 LAP	1:10.047	43	1 LAP	1:07.545	4	24.426	1:02.159
4	12.528	1:01.870	4	15.330	1:02.822	72	2 LAPS	1:12.309	17	20.494	1:01.124	27	25.162	1:02.896
27	13.430	1:02.029	27	15.759	1:02.349	43	1 LAP	1:08.357	27	21.586	1:02.761	69	1 LAP	1:08.918
17	15.542	1:00.115	17	16.254	1:00.732	83	1 LAP	1:09.248	4	21.587	1:02.761	43	1 LAP	1:08.702
2	27.242	1:03.992	68	1 LAP	1:14.200	27	18.175	1:02.042	83	1 LAP	1:11.379	83	1 LAP	1:09.243
1	29.012	1:03.805	19	1 LAP	1:13.715	4	18.176	1:02.472	72	2 LAPS	1:15.224	72	2 LAPS	1:12.208
67	29.370	1:03.813	2	30.339	1:03.117	17	18.720	1:02.092	2	41.433	1:04.329	2	46.420	1:04.307
74	56.632	1:07.933	1	32.717	1:03.725	68	1 LAP	1:12.267	1	41.673	1:04.114	1	46.527	1:04.174
69	58.610	1:08.577	67	33.346	1:03.996	2	36.454	1:05.741	67	41.959	1:04.235	67	47.247	1:04.608
72	1 LAP	1:13.013				1	36.909	1:03.818	19	1 LAP	1:14.646			
						67	37.074	1:03.354	68	1 LAP	1:16.735			
						19	1 LAP	1:13.139						

Weather / Track : Cloudy / Dry

Brands Hatch Indy
Circuit Length = 1.2079 miles
Start: 15:29 End: 15:45

Thermex Classic Saloon & Historic Touring Car Championship i.a.w. Dunlop


RACE 4 - LAP CHART

Lap 11			Lap 12			Lap 13			Lap 14			Lap 15		
No	Behind	Laptime	No	Behind	Laptime	No	Behind	Laptime	No	Behind	Laptime	No	Behind	Laptime
11		59.712	11		59.579	11		1:00.272	11		1:00.861	11		1:00.294
25	4.306	1:00.992	25	4.909	1:00.182	72	3 LAPS	1:12.789	67	1 LAP	1:06.058	2	1 LAP	1:04.031
19	2 LAPS	1:12.670	76	11.969	1:01.087	25	5.208	1:00.571	25	4.715	1:00.368	1	1 LAP	1:04.526
68	2 LAPS	1:13.358	19	2 LAPS	1:13.223	76	12.393	1:00.696	83	2 LAPS	1:10.638	67	1 LAP	1:03.082
76	10.461	1:00.503	68	2 LAPS	1:12.336	17	27.280	1:02.356	76	13.632	1:02.100	25	5.136	1:00.715
17	23.723	1:01.688	17	25.196	1:01.052	4	31.216	1:03.868	72	3 LAPS	1:13.764	76	15.186	1:01.848
4	25.720	1:01.006	4	27.620	1:01.479	27	31.217	1:02.935	17	27.967	1:01.548	83	2 LAPS	1:10.540
27	26.549	1:01.099	27	28.554	1:01.584	68	2 LAPS	1:13.123	4	32.456	1:02.101	72	3 LAPS	1:12.484
69	1 LAP	1:07.374	69	1 LAP	1:06.635	19	2 LAPS	1:14.262	27	32.457	1:02.101	17	29.984	1:02.311
43	1 LAP	1:07.425	43	1 LAP	1:06.912	69	1 LAP	1:06.642	68	2 LAPS	1:10.692	4	33.976	1:01.814
83	1 LAP	1:09.078	1	55.819	1:03.928	43	1 LAP	1:06.852	19	2 LAPS	1:11.786	27	34.094	1:01.931
2	51.034	1:04.326	2	55.906	1:04.451	2	59.664	1:04.030	69	1 LAP	1:06.870	68	2 LAPS	1:11.570
1	51.470	1:04.655	83	1 LAP	1:09.998	1	59.871	1:04.324	43	1 LAP	1:07.364	19	2 LAPS	1:11.305
67	51.703	1:04.168	67	56.283	1:04.159							69	1 LAP	1:07.517
72	2 LAPS	1:11.058										43	1 LAP	1:07.375

Weather / Track : Cloudy / Dry

Brands Hatch Indy
Circuit Length = 1.2079 miles
Start: 15:29 End: 15:45

**Thermex Classic Saloon & Historic Touring Car Championship i.a.w. Dunlop
RACE 10 - GRID**

ROW 9	77	Richard SPRIGG	
ROW 8	72	Anthony WARNES	74
ROW 7	68	Keith Peter WRIGHT	19
ROW 6	43	Christopher PARKES	83
ROW 5	67	Adam BURSTOW	69
ROW 4	2	Julian CROSSLEY	1
ROW 3	4	Thomas LAILEY DE VILLE - TRANSPONDER	27
ROW 2	76	Steven SPRIGG	17
ROW 1	11	Roger STANFORD	25
Pole			
			

Brands Hatch Indy
Circuit Length = 1.2079 miles

These results are provisional until the conclusion of any judicial and technical matters.

Clerk of Course :		Timekeeper :
-------------------	--	--------------

Thermex Classic Saloon & Historic Touring Car Championship i.a.w. Dunlop

RACE 10 - CLASSIFICATION

POS	NO	CL	NAME	ENTRY	LAPS	TIME	GAP	DIFF	MPH	BEST	ON
1	11	F	Roger STANFORD	Lotus Cortina Mk1	15	15:01.267			72.37	58.948	3
2	25	F	Brian STEVENS	Lotus Cortina	15	15:15.902	14.635	14.635	71.21	58.186	5
3	4	F	Thomas LAILEY DE VILLE - TRAI	Lotus Cortina	15	15:38.319	37.052	22.417	69.51	1:00.822	3
4	27	D	Jim BURROWS	Austin Mini Cooper	15	15:41.946	40.679	3.627	69.24	59.871	8
5	17	C	Roger EBDON	Mini Cooper S	15	15:58.648	57.381	16.702	68.04	58.579	3
6	2	C	Julian CROSSLEY	Morris Mini	15	16:00.585	59.318	1.937	67.90	1:02.634	5
7	1	E	Andy MESSHAM	Austin Mini Seven	14	15:05.044	1 lap	1 lap	67.26	1:02.875	2
8	67	C	Adam BURSTOW	Alfa Romeo Giulia Sprint GT	14	15:07.774	1 lap	2.730	67.06	1:02.355	14
9	74	D	Jeremy KNIGHT	Austin A35	14	15:53.892	1 lap	46.118	63.82	1:06.059	7
10	69	D	Luc WILSON	Austin A40	14	15:54.400	1 lap	0.508	63.78	1:06.068	7
11	83	G	Tim DODWELL	Austin Cooper	13	15:14.810	2 laps	1 lap	61.79	1:08.618	13
12	72	C	Anthony WARNES	Wolseley Saloon	13	15:31.583	2 laps	16.773	60.68	1:09.130	13
13	68	E	Keith Peter WRIGHT	Morris Minor	13	15:32.324	2 laps	0.741	60.63	1:09.017	13
14	19	D	Alan BOYCE	Morris Minor	13	15:44.673	2 laps	12.349	59.84	1:10.148	4

NOT CLASSIFIED

DNF	76	F	Steven SPRIGG	Ford Lotus Cortina Mk1	12	12:16.695	3 laps	1 lap	70.83	59.569	8
-----	----	---	---------------	------------------------	----	-----------	--------	-------	-------	--------	---

FASTEST LAP

25	F	Brian STEVENS	Lotus Cortina	5	58.186	74.73 mph	120.27 kph
17	C	Roger EBDON	Mini Cooper S	3	58.579	74.23 mph	119.46 kph
27	D	Jim BURROWS	Austin Mini Cooper	8	59.871	72.63 mph	116.89 kph
1	E	Andy MESSHAM	Austin Mini Seven	2	1:02.875	69.16 mph	111.30 kph
83	G	Tim DODWELL	Austin Cooper	13	1:08.618	63.37 mph	101.99 kph

Car 4 - Transponder not working

Weather / Track : Cloudy / Dry

These results are provisional until the conclusion of any judicial and technical matters.

Brands Hatch Indy

Circuit Length = 1.2079 miles

Start: 12:13 End: 12:29

Clerk of Course :		Timekeeper :	
-------------------	--	--------------	--

**Thermex Classic Saloon & Historic Touring Car Championship i.a.w. Dunlop
RACE 10 - LAP CHART**

Lap 1			Lap 2			Lap 3			Lap 4			Lap 5		
No	Behind	Laptime	No	Behind	Laptime	No	Behind	Laptime	No	Behind	Laptime	No	Behind	Laptime
11		1:04.809	11		59.078	11		58.948	11		59.143	17		59.092
25	0.889	1:05.698	17	1.281	59.009	17	0.912	58.579	17	0.495	58.726	25	0.239	58.186
17	1.350	1:06.159	25	1.796	59.985	25	2.174	59.326	25	1.640	58.609	11	0.477	1:00.064
27	3.318	1:08.127	27	5.612	1:01.372	27	7.924	1:01.260	27	9.774	1:00.993	27	10.980	1:00.793
4	4.289	1:09.098	4	6.305	1:01.094	4	8.179	1:00.822	4	10.914	1:01.878	4	12.269	1:00.942
76	4.955	1:09.764	76	6.900	1:01.023	76	9.023	1:01.071	76	11.557	1:01.677	76	12.682	1:00.712
1	6.122	1:10.931	1	9.919	1:02.875	1	14.618	1:03.647	1	18.884	1:03.409	1	23.087	1:03.790
2	7.698	1:12.507	2	12.748	1:04.128	2	16.750	1:02.950	2	20.257	1:02.650	2	23.304	1:02.634
67	12.587	1:17.396	67	18.509	1:05.000	67	24.476	1:04.915	67	30.342	1:05.009	67	34.923	1:04.168
69	12.620	1:17.429	69	22.000	1:08.458	69	29.802	1:06.750	69	37.204	1:06.545	69	44.184	1:06.567
74	14.041	1:18.850	74	22.605	1:07.642	74	30.982	1:07.325	74	38.999	1:07.160	74	45.533	1:06.121
83	15.414	1:20.223	83	25.155	1:08.819	83	35.194	1:08.987	83	45.200	1:09.149	83	54.276	1:08.663
68	16.812	1:21.621	68	27.417	1:09.683	68	39.770	1:11.301	68	51.901	1:11.274			
19	18.253	1:23.062	19	30.027	1:10.852	19	41.259	1:10.180	19	52.264	1:10.148			
72	18.282	1:23.091	72	31.024	1:11.820	72	42.893	1:10.817	72	54.605	1:10.855			

Weather / Track : Cloudy / Dry

Brands Hatch Indy
Circuit Length = 1.2079 miles
Start: 12:13 End: 12:29

Thermex Classic Saloon & Historic Touring Car Championship i.a.w. Dunlop

RACE 10 - LAP CHART

Lap 6			Lap 7			Lap 8			Lap 9			Lap 10		
No	Behind	Laptime	No	Behind	Laptime	No	Behind	Laptime	No	Behind	Laptime	No	Behind	Laptime
11		1:03.052	11		59.055	11		59.491	11		59.952	11		59.327
68	1 LAP	1:11.858	83	1 LAP	1:09.306	25	9.240	1:00.571	69	1 LAP	1:07.083	25	9.377	59.755
19	1 LAP	1:12.391	25	8.160	1:00.735	83	1 LAP	1:09.527	74	1 LAP	1:06.671	74	1 LAP	1:06.986
72	1 LAP	1:11.185	27	10.842	1:01.377	27	11.222	59.871	25	8.949	59.661	69	1 LAP	1:08.184
25	6.480	1:09.770	76	11.413	1:01.075	76	11.491	59.569	27	11.187	59.917	27	12.586	1:00.726
27	8.520	1:01.069	68	1 LAP	1:11.407	4	15.707	1:01.815	76	11.417	59.878	76	12.899	1:00.809
76	9.393	1:00.240	4	13.383	1:02.024	17	16.303	59.250	17	15.827	59.476	17	15.501	59.001
4	10.414	1:01.674	19	1 LAP	1:11.885	68	1 LAP	1:10.639	4	17.450	1:01.695	4	19.766	1:01.643
17	16.775	1:20.304	72	1 LAP	1:11.897	72	1 LAP	1:10.657	83	1 LAP	1:10.515	83	1 LAP	1:09.958
1	22.996	1:03.438	17	16.544	58.824	19	1 LAP	1:12.229	68	1 LAP	1:10.910	2	41.051	1:03.846
2	23.019	1:03.244	1	28.418	1:04.477	2	32.111	1:02.774	1	36.253	1:03.794	1	41.320	1:04.394
67	35.256	1:03.862	2	28.828	1:04.864	1	32.411	1:03.484	72	1 LAP	1:09.554	68	1 LAP	1:12.118
69	48.128	1:07.473	67	39.684	1:03.483	67	43.415	1:03.222	2	36.532	1:04.373	72	1 LAP	1:11.123
74	48.605	1:06.601	69	55.141	1:06.068				19	1 LAP	1:12.027	67	50.171	1:03.056
			74	55.609	1:06.059				67	46.442	1:02.979	19	1 LAP	1:11.187

Weather / Track : Cloudy / Dry

Brands Hatch Indy
 Circuit Length = 1.2079 miles
 Start: 12:13 End: 12:29

Thermex Classic Saloon & Historic Touring Car Championship i.a.w. Dunlop

RACE 10 - LAP CHART

Lap 11			Lap 12			Lap 13			Lap 14			Lap 15		
No	Behind	Laptime	No	Behind	Laptime	No	Behind	Laptime	No	Behind	Laptime	No	Behind	Laptime
11		59.490	11		59.697	11		59.546	11		59.801	11		59.814
25	10.249	1:00.362	72	2 LAPS	1:11.481	67	1 LAP	1:03.839	67	1 LAP	1:02.586	1	1 LAP	1:09.077
76	14.131	1:00.722	19	2 LAPS	1:11.133	72	2 LAPS	1:09.869	83	2 LAPS	1:11.734	67	1 LAP	1:02.355
27	14.145	1:01.049	25	10.764	1:00.212	68	2 LAPS	1:10.527	25	12.196	1:00.815	83	2 LAPS	1:08.618
17	15.535	59.524	76	14.589	1:00.155	25	11.182	59.964	72	2 LAPS	1:10.104	25	14.635	1:02.253
74	1 LAP	1:08.073	27	15.189	1:00.741	19	2 LAPS	1:12.254	68	2 LAPS	1:10.798	72	2 LAPS	1:09.130
69	1 LAP	1:08.111	17	15.224	59.386	4	29.403	1:04.827	19	2 LAPS	1:12.885	68	2 LAPS	1:09.017
4	21.546	1:01.270	4	24.122	1:02.273	74	1 LAP	1:08.730	4	33.404	1:03.802	4	37.052	1:03.462
83	1 LAP	1:09.849	74	1 LAP	1:07.576	27	37.107	1:21.464	27	38.498	1:01.192	27	40.679	1:01.995
2	45.129	1:03.568	69	1 LAP	1:07.828	69	1 LAP	1:11.033	74	1 LAP	1:08.292	19	2 LAPS	1:14.440
1	45.240	1:03.410	1	49.355	1:03.812	2	52.838	1:02.985	69	1 LAP	1:06.258	74	1 LAP	1:07.806
67	56.585	1:05.904	2	49.399	1:03.967	1	54.315	1:04.506	2	56.030	1:02.993	69	1 LAP	1:06.613
68	1 LAP	1:11.171	83	1 LAP	1:09.462	17	56.305	1:40.627	17	56.552	1:00.048	17	57.381	1:00.643
												2	59.318	1:03.102

Weather / Track : Cloudy / Dry

Brands Hatch Indy
 Circuit Length = 1.2079 miles
 Start: 12:13 End: 12:29

Kumho BMW Championship

QUALIFYING - RACE 8 - CLASSIFICATION

POS	NO	CL	NAME	ENTRY	TIME	ON	LAPS	GAP	DIFF	MPH
1	2	A	Garrie WHITTAKER	BMW E36 M3	52.627	14	15			82.63
2	6	A	Stephen PEARSON	BMW M3	53.424	7	16	0.797	0.797	81.39
3	9	A	Ian MUNNS	BMW E36	53.865	5	14	1.238	0.441	80.73
4	10	A	Ian CRISP	BMW E36 M3 EVO	54.144	16	16	1.517	0.279	80.31
5	65	I	Lawrie DUNSTER	BMW E36 M3	54.741	16	16	2.114	0.597	79.43
6	21	A	James CARD	BMW E46 M3	54.793	11	15	2.166	0.052	79.36
7	4	A	Colin WHITMORE	BMW M3	55.227	5	16	2.600	0.434	78.74
8	41	B	Stuart LAWS	BMW E36 M3	55.696	9	16	3.069	0.469	78.07
9	7	I	Giovanni DI GENNARO	BMW E30 M3	55.924	3	4	3.297	0.228	77.75
10	32	B	Rodger CARD	BMW E30 M3	56.298	15	15	3.671	0.374	77.24
11	55	C	Simon HUDSON	BMW E30	56.324	8	15	3.697	0.026	77.20
12	29	B	Mark SMITH	BMW E90 M3	56.404	5	15	3.777	0.080	77.09
13	88	D	Paul BELLAMY	BMW 318is	57.744	14	15	5.117	1.340	75.30
14	28	B	Adrian GILBERT	BMW M3 E36	57.910	14	14	5.283	0.166	75.09
15	27	B	Evelyne BUANIC	BMW M3 E36	58.348	14	14	5.721	0.438	74.52
16	78	D	Darren FIELDING	BMW 318 compact	58.483	9	15	5.856	0.135	74.35
17	81	D	Richard BACON	BMW E36 318i	58.512	15	15	5.885	0.029	74.31
18	79	D	Karl SKITT	BMW 318 compact	58.515	8	15	5.888	0.003	74.31
19	70	D	Robert SALISBURY - TRANSPOND	BMW 318is	58.937	9	11	6.310	0.422	73.78
20	83	D	Matthew FIELDING	BMW 318 Coupe	59.321	15	15	6.694	0.384	73.30
21	77	D	John BRABBIN	BMW 318	59.792	8	15	7.165	0.471	72.72
22	82	D	Thomas HIBBERT - TRANSPONDE	BMW E36 318is	1:00.069	12	13	7.442	0.277	72.39
23	90	D	Mike HIBBERT	BMW E36 318is	1:00.297	10	13	7.670	0.228	72.11
24	69	D	James FORD	BMW E36 318ti	1:00.341	11	14	7.714	0.044	72.06
25	84	D	Philip GRAYSON	BMW 318is	1:00.618	10	14	7.991	0.277	71.73
26	50	C	Peter MILLER	BMW E36 328i	1:01.017	9	14	8.390	0.399	71.26
27	86	D	Devin GROSSE	BMW 318i	1:01.424	8	14	8.797	0.407	70.79
28	73	D	John JONES	BMW 318is	1:03.588	9	14	10.961	2.164	68.38
29	76	D	Douglas SIMMEN	BMW 318is	1:04.243	7	13	11.616	0.655	67.68

Weather / Track : Cloudy / Dry
 These results are provisional until the conclusion of any judicial and technical matters.

Brands Hatch Indy
 Circuit Length = 1.2079 miles
 Start: 11:40 End: 11:56

Clerk of Course :		Timekeeper :
-------------------	--	--------------

Kumho BMW Championship

QUALIFYING - RACE 8 - LAP ANALYSIS

2	Garrie WHITTAKER		A BMW E36 M3				
1 -	53.311	+ 0.684	11:42:16.445	9 -	52.829	+ 0.202	11:49:35.884
2 -	1:02.319	+ 9.692	11:43:18.764	10 -	52.927	+ 0.300	11:50:28.811
3 -	54.890	+ 2.263	11:44:13.654	11 -	1:08.270	+ 15.643	11:51:37.081
4 -	53.194	+ 0.567	11:45:06.848	12 -	53.075	+ 0.448	11:52:30.156
5 -	54.281	+ 1.654	11:46:01.129	13 -	1:10.595	+ 17.968	11:53:40.751
6 -	52.759	+ 0.132	11:46:53.888	14 -	52.627		11:54:33.378
7 -	56.318	+ 3.691	11:47:50.206	15 -	1:05.679	+ 13.052	11:55:39.057
8 -	52.849	+ 0.222	11:48:43.055				
4	Colin WHITMORE		A BMW M3				
1 -	1:10.857	+ 15.630	11:41:47.881	9 -	56.567	+ 1.340	11:49:24.364
2 -	1:00.539	+ 5.312	11:42:48.420	10 -	55.320	+ 0.093	11:50:19.684
3 -	58.959	+ 3.732	11:43:47.379	11 -	55.438	+ 0.211	11:51:15.122
4 -	56.773	+ 1.546	11:44:44.152	12 -	55.961	+ 0.734	11:52:11.083
5 -	55.227		11:45:39.379	13 -	55.785	+ 0.558	11:53:06.868
6 -	56.478	+ 1.251	11:46:35.857	14 -	56.613	+ 1.386	11:54:03.481
7 -	56.052	+ 0.825	11:47:31.909	15 -	55.569	+ 0.342	11:54:59.050
8 -	55.888	+ 0.661	11:48:27.797	16 -	57.026	+ 1.799	11:55:56.076
6	Stephen PEARSON		A BMW M3				
1 -	1:09.173	+ 15.749	11:41:28.864	9 -	54.073	+ 0.649	11:48:47.415
2 -	57.493	+ 4.069	11:42:26.357	10 -	53.617	+ 0.193	11:49:41.032
3 -	55.858	+ 2.434	11:43:22.215	11 -	53.592	+ 0.168	11:50:34.624
4 -	54.366	+ 0.942	11:44:16.581	12 -	53.939	+ 0.515	11:51:28.563
5 -	54.194	+ 0.770	11:45:10.775	13 -	55.317	+ 1.893	11:52:23.880
6 -	53.705	+ 0.281	11:46:04.480	14 -	53.925	+ 0.501	11:53:17.805
7 -	53.424		11:46:57.904	15 -	54.609	+ 1.185	11:54:12.414
8 -	55.438	+ 2.014	11:47:53.342	16 -	54.339	+ 0.915	11:55:06.753
7	Giovanni DI GENNARO		I BMW E30 M3				
1 -	1:08.869	+ 12.945	11:41:29.566	3 -	55.924		11:43:25.045
2 -	59.555	+ 3.631	11:42:29.121	4 -	58.640	+ 2.716	11:44:23.685
9	Ian MUNNS		A BMW E36				
1 -	1:13.078	+ 19.213	11:41:28.337	8 -	54.883	+ 1.018	11:48:08.413
2 -	57.282	+ 3.417	11:42:25.619	9 -	54.110	+ 0.245	11:49:02.523
3 -	56.586	+ 2.721	11:43:22.205	10 -	1:00.048	+ 6.183	11:50:02.571
4 -	57.936	+ 4.071	11:44:20.141	11 -	1:01.720	+ 7.855	11:51:04.291
5 -	53.865		11:45:14.006	12 -	54.307	+ 0.442	11:51:58.598
6 -	1:02.773	+ 8.908	11:46:16.779	13 -	57.419	+ 3.554	11:52:56.017
7 -	56.751	+ 2.886	11:47:13.530	14 -	58.732	+ 4.867	11:53:54.749
10	Ian CRISP		A BMW E36 M3 EVO				
1 -	1:09.785	+ 15.641	11:41:40.334	9 -	54.789	+ 0.645	11:49:05.669
2 -	57.997	+ 3.853	11:42:38.331	10 -	55.618	+ 1.474	11:50:01.287
3 -	55.743	+ 1.599	11:43:34.074	11 -	56.081	+ 1.937	11:50:57.368
4 -	55.794	+ 1.650	11:44:29.868	12 -	55.140	+ 0.996	11:51:52.508
5 -	56.344	+ 2.200	11:45:26.212	13 -	55.228	+ 1.084	11:52:47.736
6 -	54.954	+ 0.810	11:46:21.166	14 -	54.663	+ 0.519	11:53:42.399
7 -	55.084	+ 0.940	11:47:16.250	15 -	54.846	+ 0.702	11:54:37.245
8 -	54.630	+ 0.486	11:48:10.880	16 -	54.144		11:55:31.389
21	James CARD		A BMW E46 M3				
1 -	1:11.843	+ 17.050	11:41:47.540	9 -	55.271	+ 0.478	11:49:44.830
2 -	1:00.509	+ 5.716	11:42:48.049	10 -	54.976	+ 0.183	11:50:39.806
3 -	58.521	+ 3.728	11:43:46.570	11 -	54.793		11:51:34.599
4 -	57.143	+ 2.350	11:44:43.713	12 -	55.280	+ 0.487	11:52:29.879
5 -	55.804	+ 1.011	11:45:39.517	13 -	55.967	+ 1.174	11:53:25.846
6 -	1:13.783	+ 18.990	11:46:53.300	14 -	56.256	+ 1.463	11:54:22.102
7 -	1:00.566	+ 5.773	11:47:53.866	15 -	55.336	+ 0.543	11:55:17.438
8 -	55.693	+ 0.900	11:48:49.559				

Weather / Track : Cloudy / Dry

Brands Hatch Indy
Circuit Length = 1.2079 miles
Start: 11:40 End: 11:56

Kumho BMW Championship

QUALIFYING - RACE 8 - LAP ANALYSIS

27	Evelyne BUANIC		B BMW M3 E36				
1 -	1:14.617	+ 16.269	11:42:14.889	8 -	58.881	+ 0.533	11:49:24.825
2 -	1:07.714	+ 9.366	11:43:22.603	9 -	1:01.303	+ 2.955	11:50:26.128
3 -	1:02.531	+ 4.183	11:44:25.134	10 -	59.212	+ 0.864	11:51:25.340
4 -	1:01.997	+ 3.649	11:45:27.131	11 -	59.510	+ 1.162	11:52:24.850
5 -	1:00.334	+ 1.986	11:46:27.465	12 -	58.504	+ 0.156	11:53:23.354
6 -	59.371	+ 1.023	11:47:26.836	13 -	59.384	+ 1.036	11:54:22.738
7 -	59.108	+ 0.760	11:48:25.944	14 -	58.348		11:55:21.086
28	Adrian GILBERT		B BMW M3 E36				
1 -	1:13.757	+ 15.847	11:41:59.166	8 -	59.222	+ 1.312	11:49:03.398
2 -	1:01.353	+ 3.443	11:43:00.519	9 -	59.522	+ 1.612	11:50:02.920
3 -	1:03.531	+ 5.621	11:44:04.050	10 -	58.316	+ 0.406	11:51:01.236
4 -	59.406	+ 1.496	11:45:03.456	11 -	58.998	+ 1.088	11:52:00.234
5 -	1:01.929	+ 4.019	11:46:05.385	12 -	1:07.211	+ 9.301	11:53:07.445
6 -	59.237	+ 1.327	11:47:04.622	13 -	59.414	+ 1.504	11:54:06.859
7 -	59.554	+ 1.644	11:48:04.176	14 -	57.910		11:55:04.769
29	Mark SMITH		B BMW E90 M3				
1 -	1:14.714	+ 18.310	11:41:41.832	9 -	57.382	+ 0.978	11:49:27.129
2 -	1:00.023	+ 3.619	11:42:41.855	10 -	57.722	+ 1.318	11:50:24.851
3 -	58.997	+ 2.593	11:43:40.852	11 -	56.868	+ 0.464	11:51:21.719
4 -	56.688	+ 0.284	11:44:37.540	12 -	56.542	+ 0.138	11:52:18.261
5 -	56.404		11:45:33.944	13 -	57.138	+ 0.734	11:53:15.399
6 -	1:02.047	+ 5.643	11:46:35.991	14 -	56.794	+ 0.390	11:54:12.193
7 -	57.119	+ 0.715	11:47:33.110	15 -	56.705	+ 0.301	11:55:08.898
8 -	56.637	+ 0.233	11:48:29.747				
32	Rodger CARD		B BMW E30 M3				
1 -	1:14.939	+ 18.641	11:41:43.056	9 -	58.072	+ 1.774	11:49:26.194
2 -	1:01.527	+ 5.229	11:42:44.583	10 -	57.192	+ 0.894	11:50:23.386
3 -	59.476	+ 3.178	11:43:44.059	11 -	56.709	+ 0.411	11:51:20.095
4 -	57.343	+ 1.045	11:44:41.402	12 -	56.624	+ 0.326	11:52:16.719
5 -	56.360	+ 0.062	11:45:37.762	13 -	56.787	+ 0.489	11:53:13.506
6 -	56.795	+ 0.497	11:46:34.557	14 -	56.548	+ 0.250	11:54:10.054
7 -	56.964	+ 0.666	11:47:31.521	15 -	56.298		11:55:06.352
8 -	56.601	+ 0.303	11:48:28.122				
41	Stuart LAWS		B BMW E36 M3				
1 -	1:13.617	+ 17.921	11:41:35.351	9 -	55.696		11:49:16.599
2 -	1:00.975	+ 5.279	11:42:36.326	10 -	56.197	+ 0.501	11:50:12.796
3 -	59.122	+ 3.426	11:43:35.448	11 -	56.175	+ 0.479	11:51:08.971
4 -	58.062	+ 2.366	11:44:33.510	12 -	56.078	+ 0.382	11:52:05.049
5 -	56.386	+ 0.690	11:45:29.896	13 -	58.173	+ 2.477	11:53:03.222
6 -	57.469	+ 1.773	11:46:27.365	14 -	56.468	+ 0.772	11:53:59.690
7 -	56.730	+ 1.034	11:47:24.095	15 -	56.493	+ 0.797	11:54:56.183
8 -	56.808	+ 1.112	11:48:20.903	16 -	56.064	+ 0.368	11:55:52.247
50	Peter MILLER		C BMW E36 328i				
1 -	1:14.770	+ 13.753	11:41:46.662	8 -	1:01.671	+ 0.654	11:49:06.339
2 -	1:06.814	+ 5.797	11:42:53.476	9 -	1:01.017		11:50:07.356
3 -	1:04.262	+ 3.245	11:43:57.738	10 -	1:01.324	+ 0.307	11:51:08.680
4 -	1:02.636	+ 1.619	11:45:00.374	11 -	1:02.252	+ 1.235	11:52:10.932
5 -	1:01.495	+ 0.478	11:46:01.869	12 -	1:01.391	+ 0.374	11:53:12.323
6 -	1:01.457	+ 0.440	11:47:03.326	13 -	1:03.283	+ 2.266	11:54:15.606
7 -	1:01.342	+ 0.325	11:48:04.668	14 -	1:01.600	+ 0.583	11:55:17.206
55	Simon HUDSON		C BMW E30				
1 -	1:13.340	+ 17.016	11:41:25.335	9 -	56.764	+ 0.440	11:49:07.796
2 -	58.459	+ 2.135	11:42:23.794	10 -	1:03.924	+ 7.600	11:50:11.720
3 -	58.029	+ 1.705	11:43:21.823	11 -	56.358	+ 0.034	11:51:08.078
4 -	59.823	+ 3.499	11:44:21.646	12 -	1:09.407	+ 13.083	11:52:17.485

Weather / Track : Cloudy / Dry

Brands Hatch Indy
Circuit Length = 1.2079 miles
Start: 11:40 End: 11:56

Kumho BMW Championship

QUALIFYING - RACE 8 - LAP ANALYSIS

5 -	58.883	+ 2.559	11:45:20.529	13 -	1:09.408	+ 13.084	11:53:26.893
6 -	57.372	+ 1.048	11:46:17.901	14 -	1:01.026	+ 4.702	11:54:27.919
7 -	56.807	+ 0.483	11:47:14.708	15 -	57.378	+ 1.054	11:55:25.297
8 -	56.324		11:48:11.032				
65	Lawrie DUNSTER			I	BMW E36 M3		
1 -	1:12.506	+ 17.765	11:41:26.182	9 -	55.831	+ 1.090	11:48:55.482
2 -	57.953	+ 3.212	11:42:24.135	10 -	58.367	+ 3.626	11:49:53.849
3 -	57.819	+ 3.078	11:43:21.954	11 -	55.212	+ 0.471	11:50:49.061
4 -	56.238	+ 1.497	11:44:18.192	12 -	55.287	+ 0.546	11:51:44.348
5 -	55.390	+ 0.649	11:45:13.582	13 -	56.742	+ 2.001	11:52:41.090
6 -	55.627	+ 0.886	11:46:09.209	14 -	55.046	+ 0.305	11:53:36.136
7 -	55.363	+ 0.622	11:47:04.572	15 -	55.120	+ 0.379	11:54:31.256
8 -	55.079	+ 0.338	11:47:59.651	16 -	54.741		11:55:25.997
69	James FORD			D	BMW E36 318ti		
1 -	1:17.162	+ 16.821	11:41:33.630	8 -	1:00.833	+ 0.492	11:48:54.787
2 -	1:07.020	+ 6.679	11:42:40.650	9 -	1:03.656	+ 3.315	11:49:58.443
3 -	1:03.916	+ 3.575	11:43:44.566	10 -	1:00.385	+ 0.044	11:50:58.828
4 -	1:02.298	+ 1.957	11:44:46.864	11 -	1:00.341		11:51:59.169
5 -	1:01.841	+ 1.500	11:45:48.705	12 -	1:04.558	+ 4.217	11:53:03.727
6 -	1:02.499	+ 2.158	11:46:51.204	13 -	1:00.407	+ 0.066	11:54:04.134
7 -	1:02.750	+ 2.409	11:47:53.954	14 -	1:00.870	+ 0.529	11:55:05.004
70	Robert SALISBURY - TRANSPONDER NW			D	BMW 318is		
1 -	1:03.667	+ 4.730	11:43:43.246	7 -	59.743	+ 0.806	11:49:44.161
2 -	1:00.671	+ 1.734	11:44:43.917	8 -	59.981	+ 1.044	11:50:44.142
3 -	59.781	+ 0.844	11:45:43.698	9 -	58.937		11:51:43.079
4 -	1:00.967	+ 2.030	11:46:44.665	10 -	1:00.751	+ 1.814	11:52:43.830
5 -	59.246	+ 0.309	11:47:43.911	11 -	59.128	+ 0.191	11:53:42.958
6 -	1:00.507	+ 1.570	11:48:44.418				
73	John JONES			D	BMW 318is		
1 -	1:17.894	+ 14.306	11:41:52.400	8 -	1:05.452	+ 1.864	11:49:32.624
2 -	1:06.518	+ 2.930	11:42:58.918	9 -	1:03.588		11:50:36.212
3 -	1:07.302	+ 3.714	11:44:06.220	10 -	1:03.909	+ 0.321	11:51:40.121
4 -	1:04.653	+ 1.065	11:45:10.873	11 -	1:04.448	+ 0.860	11:52:44.569
5 -	1:04.960	+ 1.372	11:46:15.833	12 -	1:04.159	+ 0.571	11:53:48.728
6 -	1:06.462	+ 2.874	11:47:22.295	13 -	1:04.631	+ 1.043	11:54:53.359
7 -	1:04.877	+ 1.289	11:48:27.172	14 -	1:04.460	+ 0.872	11:55:57.819
76	Douglas SIMMEN			D	BMW 318is		
1 -	1:18.999	+ 14.756	11:41:59.838	8 -	1:05.707	+ 1.464	11:49:46.054
2 -	1:08.432	+ 4.189	11:43:08.270	9 -	1:05.358	+ 1.115	11:50:51.412
3 -	1:06.858	+ 2.615	11:44:15.128	10 -	1:05.908	+ 1.665	11:51:57.320
4 -	1:06.953	+ 2.710	11:45:22.081	11 -	1:06.496	+ 2.253	11:53:03.816
5 -	1:05.732	+ 1.489	11:46:27.813	12 -	1:08.102	+ 3.859	11:54:11.918
6 -	1:08.291	+ 4.048	11:47:36.104	13 -	1:07.504	+ 3.261	11:55:19.422
7 -	1:04.243		11:48:40.347				
77	John BRABBIN			D	BMW 318		
1 -	1:17.757	+ 17.965	11:41:41.468	9 -	1:00.730	+ 0.938	11:49:56.375
2 -	1:05.898	+ 6.106	11:42:47.366	10 -	1:00.237	+ 0.445	11:50:56.612
3 -	1:03.805	+ 4.013	11:43:51.171	11 -	1:00.521	+ 0.729	11:51:57.133
4 -	1:00.621	+ 0.829	11:44:51.792	12 -	59.876	+ 0.084	11:52:57.009
5 -	1:00.193	+ 0.401	11:45:51.985	13 -	1:00.762	+ 0.970	11:53:57.771
6 -	1:00.853	+ 1.061	11:46:52.838	14 -	1:00.155	+ 0.363	11:54:57.926
7 -	1:03.015	+ 3.223	11:47:55.853	15 -	1:00.357	+ 0.565	11:55:58.283
8 -	59.792		11:48:55.645				
78	Darren FIELDING			D	BMW 318 compact		
1 -	1:19.148	+ 20.665	11:41:28.574	9 -	58.483		11:49:32.539
2 -	1:04.958	+ 6.475	11:42:33.532	10 -	58.898	+ 0.415	11:50:31.437

Weather / Track : Cloudy / Dry

Brands Hatch Indy
Circuit Length = 1.2079 miles
Start: 11:40 End: 11:56

Kumho BMW Championship

QUALIFYING - RACE 8 - LAP ANALYSIS

3 -	1:01.793	+ 3.310	11:43:35.325	11 -	59.357	+ 0.874	11:51:30.794
4 -	1:01.446	+ 2.963	11:44:36.771	12 -	58.613	+ 0.130	11:52:29.407
5 -	1:00.251	+ 1.768	11:45:37.022	13 -	59.537	+ 1.054	11:53:28.944
6 -	59.222	+ 0.739	11:46:36.244	14 -	58.654	+ 0.171	11:54:27.598
7 -	59.103	+ 0.620	11:47:35.347	15 -	59.081	+ 0.598	11:55:26.679
8 -	58.709	+ 0.226	11:48:34.056				
79	Karl SKITT		D	BMW 318 compact			
1 -	1:18.171	+ 19.656	11:41:28.669	9 -	1:00.791	+ 2.276	11:49:28.538
2 -	1:03.692	+ 5.177	11:42:32.361	10 -	58.752	+ 0.237	11:50:27.290
3 -	59.749	+ 1.234	11:43:32.110	11 -	59.423	+ 0.908	11:51:26.713
4 -	1:00.048	+ 1.533	11:44:32.158	12 -	59.616	+ 1.101	11:52:26.329
5 -	59.400	+ 0.885	11:45:31.558	13 -	58.568	+ 0.053	11:53:24.897
6 -	58.872	+ 0.357	11:46:30.430	14 -	59.497	+ 0.982	11:54:24.394
7 -	58.802	+ 0.287	11:47:29.232	15 -	58.631	+ 0.116	11:55:23.025
8 -	58.515		11:48:27.747				
81	Richard BACON		D	BMW E36 318i			
1 -	1:15.912	+ 17.400	11:41:33.414	9 -	59.175	+ 0.663	11:49:47.002
2 -	1:01.749	+ 3.237	11:42:35.163	10 -	59.583	+ 1.071	11:50:46.585
3 -	1:03.517	+ 5.005	11:43:38.680	11 -	1:00.138	+ 1.626	11:51:46.723
4 -	59.052	+ 0.540	11:44:37.732	12 -	58.781	+ 0.269	11:52:45.504
5 -	59.936	+ 1.424	11:45:37.668	13 -	1:00.252	+ 1.740	11:53:45.756
6 -	1:06.559	+ 8.047	11:46:44.227	14 -	58.650	+ 0.138	11:54:44.406
7 -	59.393	+ 0.881	11:47:43.620	15 -	58.512		11:55:42.918
8 -	1:04.207	+ 5.695	11:48:47.827				
82	Thomas HIBBERT - TRANSPONDER N/W		D	BMW E36 318is			
1 -	1:06.004	+ 5.935	11:42:56.323	8 -	1:01.270	+ 1.201	11:50:14.209
2 -	1:04.397	+ 4.328	11:44:00.720	9 -	1:00.514	+ 0.445	11:51:14.723
3 -	1:03.032	+ 2.963	11:45:03.752	10 -	1:00.673	+ 0.604	11:52:15.396
4 -	1:03.835	+ 3.766	11:46:07.587	11 -	1:02.160	+ 2.091	11:53:17.556
5 -	1:02.170	+ 2.101	11:47:09.757	12 -	1:00.069		11:54:17.625
6 -	1:02.383	+ 2.314	11:48:12.140	13 -	1:00.370	+ 0.301	11:55:17.995
7 -	1:00.799	+ 0.730	11:49:12.939				
83	Matthew FIELDING		D	BMW 318 Coupe			
1 -	1:16.755	+ 17.434	11:41:35.469	9 -	59.684	+ 0.363	11:49:50.645
2 -	1:05.553	+ 6.232	11:42:41.022	10 -	59.585	+ 0.264	11:50:50.230
3 -	1:04.379	+ 5.058	11:43:45.401	11 -	59.752	+ 0.431	11:51:49.982
4 -	1:02.620	+ 3.299	11:44:48.021	12 -	59.772	+ 0.451	11:52:49.754
5 -	1:00.979	+ 1.658	11:45:49.000	13 -	59.648	+ 0.327	11:53:49.402
6 -	1:00.738	+ 1.417	11:46:49.738	14 -	1:00.128	+ 0.807	11:54:49.530
7 -	59.572	+ 0.251	11:47:49.310	15 -	59.321		11:55:48.851
8 -	1:01.651	+ 2.330	11:48:50.961				
84	Philip GRAYSON		D	BMW 318is			
1 -	1:13.734	+ 13.116	11:41:52.748	8 -	1:00.741	+ 0.123	11:49:14.889
2 -	1:06.568	+ 5.950	11:42:59.316	9 -	1:00.735	+ 0.117	11:50:15.624
3 -	1:06.392	+ 5.774	11:44:05.708	10 -	1:00.618		11:51:16.242
4 -	1:01.736	+ 1.118	11:45:07.444	11 -	1:01.209	+ 0.591	11:52:17.451
5 -	1:02.073	+ 1.455	11:46:09.517	12 -	1:01.855	+ 1.237	11:53:19.306
6 -	1:01.128	+ 0.510	11:47:10.645	13 -	1:00.842	+ 0.224	11:54:20.148
7 -	1:03.503	+ 2.885	11:48:14.148	14 -	1:02.360	+ 1.742	11:55:22.508
86	Devin GROSSE		D	BMW 318i			
1 -	1:15.565	+ 14.141	11:41:44.854	8 -	1:01.424		11:49:02.706
2 -	1:02.921	+ 1.497	11:42:47.775	9 -	1:03.123	+ 1.699	11:50:05.829
3 -	1:04.948	+ 3.524	11:43:52.723	10 -	1:01.511	+ 0.087	11:51:07.340
4 -	1:02.525	+ 1.101	11:44:55.248	11 -	1:02.646	+ 1.222	11:52:09.986
5 -	1:01.712	+ 0.288	11:45:56.960	12 -	1:01.668	+ 0.244	11:53:11.654
6 -	1:02.638	+ 1.214	11:46:59.598	13 -	1:03.459	+ 2.035	11:54:15.113
7 -	1:01.684	+ 0.260	11:48:01.282	14 -	1:01.513	+ 0.089	11:55:16.626

Weather / Track : Cloudy / Dry

Brands Hatch Indy
Circuit Length = 1.2079 miles
Start: 11:40 End: 11:56

Kumho BMW Championship
QUALIFYING - RACE 8 - LAP ANALYSIS


88 Paul BELLAMY		D BMW 318is					
1 -	1:18.540	+ 20.796	11:41:26.445	9 -	58.346	+ 0.602	11:49:30.296
2 -	1:06.678	+ 8.934	11:42:33.123	10 -	58.184	+ 0.440	11:50:28.480
3 -	1:01.254	+ 3.510	11:43:34.377	11 -	58.335	+ 0.591	11:51:26.815
4 -	59.621	+ 1.877	11:44:33.998	12 -	1:00.218	+ 2.474	11:52:27.033
5 -	58.980	+ 1.236	11:45:32.978	13 -	1:05.521	+ 7.777	11:53:32.554
6 -	59.362	+ 1.618	11:46:32.340	14 -	57.744		11:54:30.298
7 -	59.066	+ 1.322	11:47:31.406	15 -	58.098	+ 0.354	11:55:28.396
8 -	1:00.544	+ 2.800	11:48:31.950				
90 Mike HIBBERT		D BMW E36 318is					
1 -	1:17.511	+ 17.214	11:41:42.517	8 -	1:01.265	+ 0.968	11:48:55.771
2 -	1:04.694	+ 4.397	11:42:47.211	9 -	1:01.917	+ 1.620	11:49:57.688
3 -	1:02.410	+ 2.113	11:43:49.621	10 -	1:00.297		11:50:57.985
4 -	1:00.585	+ 0.288	11:44:50.206	11 -	1:00.737	+ 0.440	11:51:58.722
5 -	1:00.892	+ 0.595	11:45:51.098	12 -	1:05.981	+ 5.684	11:53:04.703
6 -	1:01.145	+ 0.848	11:46:52.243	13 -	1:01.963	+ 1.666	11:54:06.666
7 -	1:02.263	+ 1.966	11:47:54.506				

Weather / Track : Cloudy / Dry

Brands Hatch Indy
 Circuit Length = 1.2079 miles
 Start: 11:40 End: 11:56

Kumho BMW Championship

RACE 8 - GRID

ROW 15	1:04.243 76 Douglas SIMMEN		
ROW 14	1:01.424 86 Devin GROSSE		1:03.588 73 John JONES
ROW 13	1:00.618 84 Philip GRAYSON	1:01.017 50 Peter MILLER	
ROW 12	1:00.297 90 Mike HIBBERT		1:00.341 69 James FORD
ROW 11	59.792 77 John BRABBIN	1:00.069 82 Thomas HIBBERT - TRANSPONDER N/W	
ROW 10	58.937 70 Robert SALISBURY - TRANSPONDER N/W		59.321 83 Matthew FIELDING
ROW 9	58.512 81 Richard BACON	58.515 79 Karl SKITT	
ROW 8	58.348 27 Evelyne BUANIC		58.483 78 Darren FIELDING
ROW 7	57.744 88 Paul BELLAMY	57.910 28 Adrian GILBERT	
ROW 6	56.324 55 Simon HUDSON		56.404 29 Mark SMITH
ROW 5	55.924 7 Giovanni DI GENNARO	56.298 32 Rodger CARD	
ROW 4	55.227 4 Colin WHITMORE		55.696 41 Stuart LAWS
ROW 3	54.741 65 Lawrie DUNSTER	54.793 21 James CARD	
ROW 2	53.865 9 Ian MUNNS		54.144 10 Ian CRISP
ROW 1	52.627 2 Garrie WHITTAKER	53.424 6 Stephen PEARSON	
Pole			
			

Brands Hatch Indy
Circuit Length = 1.2079 miles

These results are provisional until the conclusion of any judicial and technical matters.

Clerk of Course :		Timekeeper :
-------------------	--	--------------

Kumho BMW Championship

RACE 8 - CLASSIFICATION

POS	NO	CL	NAME	ENTRY	LAPS	TIME	GAP	DIFF	MPH	BEST	ON
1	2	A	Garrie WHITTAKER	BMW E36 M3	15	13:27.130			80.81	52.742	13
2	6	A	Stephen PEARSON	BMW M3	15	13:36.181	9.051	9.051	79.91	53.399	6
3	10	A	Ian CRISP	BMW E36 M3 EVO	15	13:41.052	13.922	4.871	79.44	53.574	9
4	7	I	Giovanni DI GENNARO	BMW E30 M3	15	13:51.112	23.982	10.060	78.48	54.007	9
5	65	I	Lawrie DUNSTER	BMW E36 M3	15	13:58.284	31.154	7.172	77.81	54.421	13
6	21	A	James CARD	BMW E46 M3	15	14:00.425	33.295	2.141	77.61	54.476	13
7	4	A	Colin WHITMORE	BMW M3	15	14:00.873	33.743	0.448	77.57	54.639	14
8	29	B	Mark SMITH	BMW E90 M3	15	14:15.754	48.624	14.881	76.22	55.710	3
9	55	C	Simon HUDSON	BMW E30	15	14:18.898	51.768	3.144	75.94	55.460	11
10	32	B	Rodger CARD	BMW E30 M3	15	14:20.642	53.512	1.744	75.79	55.745	9
11	41	B	Stuart LAWS	BMW E36 M3	14	13:34.031	1 lap	1 lap	74.78	55.542	12
12	88	D	Paul BELLAMY	BMW 318is	14	13:48.989	1 lap	14.958	73.43	57.626	6
13	78	D	Darren FIELDING	BMW 318 compact	14	13:52.037	1 lap	3.048	73.17	57.648	10
14	27	B	Evelyne BUANIC	BMW M3 E36	14	13:57.971	1 lap	5.934	72.65	57.905	7
15	79	D	Karl SKITT	BMW 318 compact	14	13:58.249	1 lap	0.278	72.62	58.218	13
16	28	B	Adrian GILBERT	BMW M3 E36	14	13:59.357	1 lap	1.108	72.53	57.703	8
17	81	D	Richard BACON	BMW E36 318i	14	14:03.641	1 lap	4.284	72.16	58.438	11
18	70	D	Robert SALISBURY	BMW 318is	14	14:11.168	1 lap	7.527	71.52	58.453	13
19	83	D	Matthew FIELDING	BMW 318 Coupe	14	14:13.500	1 lap	2.332	71.33	58.322	13
20	82	D	Thomas HIBBERT	BMW E36 318is	14	14:14.960	1 lap	1.460	71.20	58.730	12
21	77	D	John BRABBIN	BMW 318	13	13:27.507	2 laps	1 lap	70.00	59.123	5
22	84	D	Philip GRAYSON	BMW 318is	13	13:27.927	2 laps	0.420	69.97	59.585	6
23	69	D	James FORD	BMW E36 318ti	13	13:28.550	2 laps	0.623	69.91	59.448	5
24	86	D	Devin GROSSE	BMW 318i	13	13:34.731	2 laps	6.181	69.38	1:00.503	13
25	73	D	John JONES	BMW 318is	13	14:27.040	2 laps	52.309	65.20	1:04.559	8
26	76	D	Douglas SIMMEN	BMW 318is	12	13:40.879	3 laps	1 lap	63.56	1:04.295	12
NOT CLASSIFIED											
DNF	50	C	Peter MILLER	BMW E36 328i	8	8:23.845	7 laps	4 laps	69.04	1:00.197	8
DNF	90	D	Mike HIBBERT	BMW E36 318is	6	6:15.258	9 laps	2 laps	69.52	59.463	4
EX	9	A	Ian MUNNS	BMW E36	13	12:06.661	2 laps	0.000	77.79	53.720	13
FASTEST LAP											
2	A	Garrie WHITTAKER	BMW E36 M3	13	52.742	82.45 mph	132.69 kph				
7	I	Giovanni DI GENNARO	BMW E30 M3	9	54.007	80.51 mph	129.58 kph				
55	C	Simon HUDSON	BMW E30	11	55.460	78.40 mph	126.18 kph				
41	B	Stuart LAWS	BMW E36 M3	12	55.542	78.29 mph	126.00 kph				
88	D	Paul BELLAMY	BMW 318is	6	57.626	75.46 mph	121.44 kph				

Race Red Flagged - Car 9 not running at time of flag

Weather / Track : Cloudy / Dry

These results are provisional until the conclusion of any judicial and technical matters.

Brands Hatch Indy

Circuit Length = 1.2079 miles

Start: 10:57 End: 11:13

Clerk of Course :	Timekeeper :
-------------------	--------------

Kumho BMW Championship

RACE 8 - LAP CHART

Lap 1			Lap 2			Lap 3			Lap 4			Lap 5		
No	Behind	Laptime	No	Behind	Laptime	No	Behind	Laptime	No	Behind	Laptime	No	Behind	Laptime
2		59.334	2		52.907	2		52.958	2		53.067	2		53.668
6	1.881	1:01.215	6	2.911	53.937	6	4.033	54.080	76	1 LAP	1:06.220	73	1 LAP	1:06.210
10	2.323	1:01.657	10	3.716	54.300	10	4.656	53.898	6	4.391	53.425	6	4.176	53.453
9	2.478	1:01.812	9	4.084	54.513	9	4.902	53.776	10	5.869	54.280	10	6.243	54.042
65	4.266	1:03.600	65	6.984	55.625	65	9.186	55.160	9	5.911	54.076	9	6.386	54.143
7	4.748	1:04.082	7	7.449	55.608	7	9.481	54.990	65	11.379	55.260	7	12.838	54.663
21	5.155	1:04.489	21	7.902	55.654	21	10.427	55.483	7	11.843	55.429	65	13.200	55.489
4	5.578	1:04.912	4	8.387	55.716	4	10.603	55.174	21	12.689	55.329	21	14.225	55.204
29	7.338	1:06.672	29	10.347	55.916	29	13.099	55.710	4	13.346	55.810	4	14.769	55.091
55	9.055	1:08.389	55	14.368	58.220	55	18.734	57.324	29	15.987	55.955	76	1 LAP	1:08.949
32	11.055	1:10.389	32	15.324	57.176	32	19.126	56.760	55	22.736	57.069	29	18.533	56.214
88	12.451	1:11.785	88	18.233	58.689	88	23.732	58.457	32	22.915	56.856	55	26.208	57.140
78	12.477	1:11.811	81	19.230	59.393	78	25.123	58.666	88	28.372	57.707	32	26.330	57.083
81	12.744	1:12.078	78	19.415	59.845	27	26.293	59.586	78	30.432	58.376	88	32.924	58.220
27	13.435	1:12.769	27	19.665	59.137	79	26.663	59.569	79	33.099	59.503	78	35.088	58.324
79	13.481	1:12.815	28	20.048	59.111	28	26.889	59.799	27	33.462	1:00.236	41	37.272	57.032
28	13.844	1:13.178	79	20.052	59.478	81	27.377	1:01.105	28	33.641	59.819	79	38.242	58.811
83	14.542	1:13.876	83	22.050	1:00.415	41	27.520	56.598	41	33.908	59.455	27	39.251	59.457
77	15.598	1:14.932	90	22.934	1:00.235	83	29.252	1:00.160	81	35.530	1:01.220	28	39.794	59.821
90	15.606	1:14.940	41	23.880	57.389	90	29.722	59.746	83	35.923	59.738	81	41.182	59.320
82	15.770	1:15.104	77	23.985	1:01.294	77	31.069	1:00.042	90	36.118	59.463	83	41.873	59.618
50	16.203	1:15.537	82	24.484	1:01.621	82	31.610	1:00.084	77	37.987	59.985	90	42.054	59.604
86	17.281	1:16.615	50	25.740	1:02.444	50	33.749	1:00.967	82	38.325	59.782	77	43.442	59.123
70	17.809	1:17.143	70	26.723	1:01.821	70	34.253	1:00.488	70	40.564	59.378	82	43.780	59.123
69	18.150	1:17.484	86	26.897	1:02.523	86	35.307	1:01.368	50	41.531	1:00.849	70	45.705	58.809
84	18.648	1:17.982	69	27.065	1:01.822	69	35.362	1:01.255	69	42.511	1:00.216	69	48.291	59.448
73	19.169	1:18.503	84	27.376	1:01.635	84	35.817	1:01.399	84	43.478	1:00.728	50	48.669	1:00.806
41	19.398	1:18.732	73	31.824	1:05.562	73	44.588	1:05.722	86	43.492	1:01.252	86	50.504	1:00.680
76	24.940	1:24.274	76	40.299	1:08.266							84	50.574	1:00.764

Weather / Track : Cloudy / Dry

Brands Hatch Indy
 Circuit Length = 1.2079 miles
 Start: 10:57 End: 11:13

Kumho BMW Championship

RACE 8 - LAP CHART

Lap 6			Lap 7			Lap 8			Lap 9			Lap 10		
No	Behind	Laptime	No	Behind	Laptime	No	Behind	Laptime	No	Behind	Laptime	No	Behind	Laptime
2		52.807	2		53.766	2		54.647	2		53.098	2		53.225
6	4.768	53.399	69	1 LAP	1:01.154	77	1 LAP	1:00.746	28	1 LAP	57.703	78	1 LAP	58.044
10	7.849	54.413	50	1 LAP	1:00.806	82	1 LAP	1:00.376	81	1 LAP	59.420	79	1 LAP	58.863
7	14.996	54.965	84	1 LAP	59.585	83	1 LAP	1:01.153	6	7.110	54.762	27	1 LAP	58.679
65	16.127	55.734	6	4.488	53.486	70	1 LAP	1:00.140	10	8.685	53.574	28	1 LAP	59.099
21	16.624	55.206	86	1 LAP	1:01.367	6	5.446	55.605	77	1 LAP	59.924	6	7.701	53.816
4	17.476	55.514	10	7.723	53.640	10	8.209	55.133	82	1 LAP	1:00.521	10	10.045	54.585
73	1 LAP	1:06.401	7	15.569	54.339	69	1 LAP	1:01.454	70	1 LAP	1:00.311	81	1 LAP	59.578
9	20.721	1:07.142	65	17.538	55.177	50	1 LAP	1:02.239	83	1 LAP	1:00.958	76	2 LAPS	1:09.172
29	22.747	57.021	21	18.007	55.149	84	1 LAP	1:02.090	7	15.935	54.007	77	1 LAP	59.510
76	1 LAP	1:05.589	4	18.552	54.842	86	1 LAP	1:01.858	69	1 LAP	59.663	70	1 LAP	58.738
32	29.649	56.126	9	21.438	54.483	7	15.026	54.104	50	1 LAP	1:00.197	7	17.689	54.979
55	30.831	57.430	29	25.849	56.868	65	17.574	54.683	84	1 LAP	1:00.519	82	1 LAP	1:00.274
88	37.743	57.626	73	1 LAP	1:05.588	21	18.287	54.927	65	19.390	54.914	83	1 LAP	1:00.088
41	40.468	56.003	32	32.784	56.901	4	18.848	54.943	21	20.066	54.877	65	21.213	55.048
78	40.743	58.462	55	33.275	56.210	9	20.915	54.124	86	1 LAP	1:00.906	21	22.208	55.367
79	43.836	58.401	76	1 LAP	1:05.928	29	27.788	56.586	4	20.663	54.913	4	23.281	55.843
27	44.863	58.419	88	42.456	58.479	32	34.575	56.438	9	21.731	53.914	9	23.296	54.790
28	46.492	59.505	41	42.950	56.248	55	34.919	56.291	29	31.016	56.326	69	1 LAP	1:00.298
81	46.873	58.498	78	45.461	58.484	73	1 LAP	1:05.165	32	37.222	55.745	84	1 LAP	1:01.884
90	50.517	1:01.270	79	48.549	58.479	41	44.688	56.385	55	37.590	55.769	86	1 LAP	1:01.681
83	50.735	1:01.669	27	49.002	57.905	88	46.911	59.102	41	48.030	56.440	29	34.274	56.483
77	50.876	1:00.241	28	50.571	57.845	78	49.243	58.429	73	1 LAP	1:04.559	32	40.294	56.297
82	51.375	1:00.402	81	52.158	59.051	76	1 LAP	1:06.020	88	52.171	58.358	55	40.358	55.993
70	52.056	59.158				79	52.128	58.226				41	50.917	56.112
						27	52.333	57.978						

Weather / Track : Cloudy / Dry

Brands Hatch Indy
 Circuit Length = 1.2079 miles
 Start: 10:57 End: 11:13

Kumho BMW Championship

RACE 8 - LAP CHART


Lap 11			Lap 12			Lap 13			Lap 14			Lap 15		
No	Behind	Laptime	No	Behind	Laptime	No	Behind	Laptime	No	Behind	Laptime	No	Behind	Laptime
2		53.748	2		53.013	2		52.742	2		53.354	2		54.796
88	1 LAP	58.876	41	1 LAP	56.240	41	1 LAP	55.542	86	2 LAPS	1:02.076	77	2 LAPS	1:00.778
78	1 LAP	57.648	6	8.833	53.816	6	9.731	53.640	76	3 LAPS	1:05.683	84	2 LAPS	1:00.775
6	8.030	54.077	88	1 LAP	57.933	10	13.369	54.039	41	1 LAP	55.936	69	2 LAPS	1:02.637
73	2 LAPS	1:05.786	78	1 LAP	58.123	88	1 LAP	57.807	6	10.043	53.666	41	1 LAP	55.919
79	1 LAP	59.441	10	12.072	54.021	78	1 LAP	58.395	10	14.385	54.370	86	2 LAPS	1:00.503
27	1 LAP	59.876	27	1 LAP	58.110	27	1 LAP	58.812	88	1 LAP	58.087	6	9.051	53.804
10	11.064	54.767	79	1 LAP	58.599	7	22.347	54.521	78	1 LAP	58.224	76	3 LAPS	1:04.295
28	1 LAP	59.711	28	1 LAP	57.950	79	1 LAP	59.195	7	23.343	54.350	10	13.922	54.333
81	1 LAP	58.613	81	1 LAP	58.438	28	1 LAP	58.769	27	1 LAP	58.397	88	1 LAP	57.863
7	19.159	55.218	7	20.568	54.422	81	1 LAP	58.697	79	1 LAP	58.218	7	23.982	55.435
70	1 LAP	59.648	73	2 LAPS	1:06.116	9	27.681	53.720	28	1 LAP	57.706	78	1 LAP	59.206
77	1 LAP	59.966	9	26.703	55.586	65	28.986	54.421	65	30.846	55.214	27	1 LAP	58.610
65	23.362	55.897	65	27.307	56.958	21	29.749	54.476	21	32.073	55.678	79	1 LAP	58.651
21	23.979	55.519	21	28.015	57.049	4	31.523	55.808	81	1 LAP	59.400	65	31.154	55.104
9	24.130	54.582	70	1 LAP	58.685	70	1 LAP	59.557	4	32.808	54.639	28	1 LAP	59.341
83	1 LAP	59.974	4	28.457	56.420	83	1 LAP	59.067	70	1 LAP	58.453	21	33.295	56.018
4	25.050	55.517	83	1 LAP	59.491	73	2 LAPS	1:07.386	83	1 LAP	58.322	4	33.743	55.731
82	1 LAP	1:01.158	82	1 LAP	59.972	82	1 LAP	58.730	82	1 LAP	58.856	81	1 LAP	58.830
76	2 LAPS	1:08.756	69	1 LAP	1:01.073	29	44.143	56.248	29	47.031	56.242	70	1 LAP	58.839
69	1 LAP	1:00.579	29	40.637	57.240	69	1 LAP	1:01.467	73	2 LAPS	1:04.745	83	1 LAP	58.971
84	1 LAP	59.761	77	1 LAP	1:11.504	77	1 LAP	59.462	55	50.324	55.532	82	1 LAP	58.957
29	36.410	55.884	84	1 LAP	1:01.108	55	48.146	55.818	32	52.504	57.090	29	48.624	56.389
86	1 LAP	1:02.019	76	2 LAPS	1:07.727	84	1 LAP	59.697				55	51.768	56.240
55	42.070	55.460	55	45.070	56.013	32	48.768	55.907				32	53.512	55.804
32	42.549	56.003	32	45.603	56.067							73	2 LAPS	1:05.297
			86	1 LAP	1:01.883									

Weather / Track : Cloudy / Dry

Brands Hatch Indy
 Circuit Length = 1.2079 miles
 Start: 10:57 End: 11:13

Kumho BMW Championship

RACE 15 - GRID

ROW 15	9 Ian MUNNS		
ROW 14		50 Peter MILLER	90 Mike HIBBERT
ROW 13	73 John JONES		76 Douglas SIMMEN
ROW 12		69 James FORD	86 Devin GROSSE
ROW 11	77 John BRABBIN		84 Philip GRAYSON
ROW 10		83 Matthew FIELDING	82 Thomas HIBBERT
ROW 9	81 Richard BACON		70 Robert SALISBURY
ROW 8		79 Karl SKITT	28 Adrian GILBERT
ROW 7	78 Darren FIELDING		27 Evelyne BUANIC
ROW 6		41 Stuart LAWS	88 Paul BELLAMY
ROW 5	55 Simon HUDSON		32 Rodger CARD
ROW 4		4 Colin WHITMORE	29 Mark SMITH
ROW 3	65 Lawrie DUNSTER		21 James CARD
ROW 2		10 Ian CRISP	7 Giovanni DI GENNARO
ROW 1	2 Garrie WHITTAKER		6 Stephen PEARSON
	Pole		
			

Brands Hatch Indy
Circuit Length = 1.2079 miles

These results are provisional until the conclusion of any judicial and technical matters.

Clerk of Course :		Timekeeper :
-------------------	--	--------------

Kumho BMW Championship

RACE 15 - CLASSIFICATION

POS	NO	CL	NAME	ENTRY	LAPS	TIME	GAP	DIFF	MPH	BEST	ON
1	2	A	Garrie WHITTAKER	BMW E36 M3	17	15:14.321			80.85	52.744	5
2	6	A	Stephen PEARSON	BMW M3	17	15:26.868	12.547	12.547	79.75	53.562	13
3	7	I	Giovanni DI GENNARO	BMW E30 M3	17	15:30.313	15.992	3.445	79.46	53.617	8
4	10	A	Ian CRISP	BMW E36 M3 EVO	17	15:31.684	17.363	1.371	79.34	53.674	13
5	9	A	Ian MUNNS	BMW E36	17	15:36.115	21.794	4.431	78.97	53.715	13
6	4	A	Colin WHITMORE	BMW M3	17	15:44.951	30.630	8.836	78.23	54.307	2
7	21	A	James CARD	BMW E46 M3	17	15:47.360	33.039	2.409	78.03	54.340	5
8	41	B	Stuart LAWS	BMW E36 M3	17	15:58.463	44.142	11.103	77.13	55.448	12
9	55	C	Simon HUDSON	BMW E30	17	16:02.886	48.565	4.423	76.77	55.621	13
10	32	B	Rodger CARD	BMW E30 M3	17	16:02.989	48.668	0.103	76.76	55.679	15
11	29	B	Mark SMITH	BMW E90 M3	17	16:03.943	49.622	0.954	76.69	55.606	15
12	28	B	Adrian GILBERT	BMW M3 E36	16	15:22.285	1 lap	1 lap	75.44	56.406	6
13	27	B	Evelyne BUANIC	BMW M3 E36	16	15:23.410	1 lap	1.125	75.34	56.162	15
14	88	D	Paul BELLAMY	BMW 318is	16	15:47.135	1 lap	23.725	73.46	57.673	3
15	90	D	Mike HIBBERT	BMW E36 318is	16	15:48.269	1 lap	1.134	73.37	57.926	9
16	79	D	Karl SKITT	BMW 318 compact	16	15:49.612	1 lap	1.343	73.26	57.942	14
17	83	D	Matthew FIELDING	BMW 318 Coupe	16	16:01.423	1 lap	11.811	72.36	58.510	12
18	70	D	Robert SALISBURY	BMW 318is	16	16:02.039	1 lap	0.616	72.32	58.631	5
19	82	D	Thomas HIBBERT	BMW E36 318is	16	16:06.733	1 lap	4.694	71.97	58.717	5
20	84	D	Philip GRAYSON	BMW 318is	15	15:19.033	2 laps	1 lap	70.97	59.180	5
21	50	C	Peter MILLER	BMW E36 328i	15	15:23.455	2 laps	4.422	70.63	59.572	13
22	77	D	John BRABBIN	BMW 318	15	15:27.231	2 laps	3.776	70.34	59.860	3
23	69	D	James FORD	BMW E36 318ti	15	15:40.671	2 laps	13.440	69.34	59.963	13
24	86	D	Devin GROSSE	BMW 318i	15	15:41.339	2 laps	0.668	69.29	1:00.093	11
25	73	D	John JONES	BMW 318is	14	15:30.687	3 laps	1 lap	65.41	1:04.272	8
26	76	D	Douglas SIMMEN	BMW 318is	14	15:51.015	3 laps	20.328	64.01	1:04.854	3

NOT CLASSIFIED

DNF	81	D	Richard BACON	BMW E36 318i	8	8:43.717	9 laps	6 laps	66.42	58.414	5
DNF	65	I	Lawrie DUNSTER	BMW E36 M3	3	2:57.643	14 laps	5 laps	73.43	55.356	3
DNF	78	D	Darren FIELDING	BMW 318 compact	0						

FASTEST LAP

2	A	Garrie WHITTAKER	BMW E36 M3	5	52.744	82.44 mph	132.68 kph
7	I	Giovanni DI GENNARO	BMW E30 M3	8	53.617	81.10 mph	130.52 kph
41	B	Stuart LAWS	BMW E36 M3	12	55.448	78.42 mph	126.21 kph
55	C	Simon HUDSON	BMW E30	13	55.621	78.18 mph	125.82 kph
88	D	Paul BELLAMY	BMW 318is	3	57.673	75.40 mph	121.34 kph

Weather / Track : Cloudy / Dry

These results are provisional until the conclusion of any judicial and technical matters.

Brands Hatch Indy

Circuit Length = 1.2079 miles

Start: 16:03 End: 16:19

Clerk of Course :	Timekeeper :
-------------------	--------------

Kumho BMW Championship

RACE 15 - LAP CHART

Lap 1			Lap 2			Lap 3			Lap 4			Lap 5		
No	Behind	Laptime	No	Behind	Laptime	No	Behind	Laptime	No	Behind	Laptime	No	Behind	Laptime
2		58.455	2		53.051	2		53.269	2		52.822	2		52.744
10	1.457	59.912	10	2.314	53.908	10	3.653	54.608	10	6.150	55.319	86	1 LAP	1:05.283
7	1.903	1:00.358	7	2.725	53.873	7	3.848	54.392	6	6.356	55.234	73	1 LAP	1:05.821
6	2.001	1:00.456	6	2.921	53.971	6	3.944	54.292	7	7.125	56.099	6	8.528	54.916
4	3.316	1:01.771	4	4.572	54.307	4	5.921	54.618	4	7.547	54.448	10	8.899	55.493
41	5.409	1:03.864	41	7.882	55.524	9	9.973	54.841	9	11.380	54.229	7	8.921	54.540
55	6.189	1:04.644	9	8.401	54.679	41	10.918	56.305	21	13.739	55.578	4	9.588	54.785
21	6.472	1:04.927	21	9.583	56.162	21	10.983	54.669	41	13.761	55.665	76	1 LAP	1:06.444
9	6.773	1:05.228	55	9.613	56.475	65	12.868	55.356	55	16.967	56.853	9	13.120	54.484
29	7.041	1:05.496	65	10.781	55.928	55	12.936	56.592	29	17.496	56.185	21	15.335	54.340
65	7.904	1:06.359	29	10.933	56.943	29	14.133	56.469	32	17.751	55.813	41	16.839	55.822
28	8.190	1:06.645	32	12.267	56.781	32	14.760	55.762	28	20.759	56.701	55	20.544	56.321
32	8.537	1:06.992	28	13.295	58.156	28	16.880	56.854	27	21.582	56.708	29	21.234	56.482
27	9.137	1:07.592	27	13.959	57.873	27	17.696	57.006	88	25.926	57.979	32	21.330	56.323
88	11.234	1:09.689	88	16.365	58.182	88	20.769	57.673	90	29.291	59.387	28	24.668	56.653
90	11.480	1:09.935	90	17.276	58.847	90	22.726	58.719	79	29.660	58.767	27	26.108	57.270
81	11.941	1:10.396	81	17.658	58.768	81	23.312	58.923	81	31.244	1:00.754	88	31.719	58.537
79	11.966	1:10.421	79	18.095	59.180	79	23.715	58.889	70	31.733	58.854	79	35.122	58.206
82	12.572	1:11.027	82	19.231	59.710	82	25.491	59.529	82	32.549	59.880	90	35.321	58.774
70	12.985	1:11.440	70	19.442	59.508	70	25.701	59.528	83	33.271	59.945	81	36.914	58.414
83	13.585	1:12.040	83	19.858	59.324	83	26.148	59.559	84	36.009	59.910	70	37.620	58.631
84	14.858	1:13.313	84	22.283	1:00.476	84	28.921	59.907	77	38.332	1:01.046	82	38.522	58.717
50	15.275	1:13.730	77	23.517	1:00.575	77	30.108	59.860	50	40.886	1:01.192	83	39.294	58.767
77	15.993	1:14.448	50	24.364	1:02.140	50	32.516	1:01.421	69	51.098	1:02.117	84	42.445	59.180
73	17.286	1:15.741	73	28.557	1:04.322	73	40.098	1:04.810				77	46.401	1:00.813
86	20.749	1:19.204	86	28.916	1:01.218	86	40.419	1:04.772				50	49.340	1:01.198
76	23.597	1:22.052	69	34.504	1:01.735	69	41.803	1:00.568						
69	25.820	1:24.275	76	38.000	1:07.454	76	49.585	1:04.854						

Weather / Track : Cloudy / Dry

Brands Hatch Indy
 Circuit Length = 1.2079 miles
 Start: 16:03 End: 16:19

Kumho BMW Championship

RACE 15 - LAP CHART

Lap 6			Lap 7			Lap 8			Lap 9			Lap 10		
No	Behind	Laptime	No	Behind	Laptime	No	Behind	Laptime	No	Behind	Laptime	No	Behind	Laptime
2		52.832	2		52.970	2		53.025	2		57.097	2		53.758
69	1 LAP	1:00.355	77	1 LAP	1:00.991	84	1 LAP	1:00.194	70	1 LAP	1:01.740	79	1 LAP	57.948
86	1 LAP	1:00.184	50	1 LAP	1:01.028	77	1 LAP	1:00.636	83	1 LAP	1:00.803	70	1 LAP	59.488
6	9.465	53.769	6	10.291	53.796	6	11.035	53.769	82	1 LAP	1:02.512	83	1 LAP	59.066
7	10.091	54.002	7	10.924	53.803	7	11.516	53.617	84	1 LAP	1:00.470	6		8.716
10	10.833	54.766	10	12.524	54.661	50	1 LAP	1:01.016	6	8.785	54.847	82	1 LAP	59.549
4	11.535	54.779	69	1 LAP	1:00.773	10	13.691	54.192	7	9.440	55.021	7		9.519
73	1 LAP	1:05.251	4	13.855	55.290	4	15.757	54.927	10	11.585	54.991	76	2 LAPS	1:07.713
9	14.763	54.475	9	16.218	54.425	9	17.416	54.223	4	14.411	55.751	10	12.248	54.421
21	18.188	55.685	86	1 LAP	1:02.530	21	21.690	54.839	77	1 LAP	1:02.945	84	1 LAP	1:02.034
41	20.095	56.088	21	19.876	54.658	69	1 LAP	1:01.146	9	15.145	54.826	9	15.759	54.372
55	23.910	56.198	41	23.249	56.124	86	1 LAP	1:00.506	50	1 LAP	1:02.423	4	15.891	55.238
76	1 LAP	1:06.782	73	1 LAP	1:04.570	41	26.345	56.121	21	19.685	55.092	21	21.155	55.228
29	24.660	56.258	55	26.996	56.056	55	29.690	55.719	41	25.173	55.925	77	1 LAP	1:01.072
32	24.898	56.400	29	27.710	56.020	29	30.600	55.915	69	1 LAP	1:01.669	50	1 LAP	59.904
28	28.242	56.406	32	27.879	55.951	32	30.900	56.046	55	28.534	55.941	41	26.916	55.501
27	30.472	57.196	28	31.927	56.655	28	36.144	57.242	86	1 LAP	1:01.467	55	30.849	56.073
88	36.965	58.078	27	34.797	57.295	73	1 LAP	1:05.826	29	29.414	55.911	29	31.637	55.981
90	41.159	58.670	76	1 LAP	1:07.670	27	38.420	56.648	32	29.649	55.846	32	31.952	56.061
79	41.524	59.234	88	42.599	58.604	88	48.186	58.612	28	36.097	57.050	69	1 LAP	1:02.016
81	42.919	58.837	90	46.465	58.276	90	51.872	58.432	81	1 LAP	1:38.883	86	1 LAP	1:01.229
70	43.572	58.784	79	47.258	58.704	79	52.929	58.696	27	38.017	56.694	28	39.153	56.814
82	44.889	59.199	81	48.691	58.742	76	1 LAP	1:07.130	73	1 LAP	1:04.272	27	41.562	57.303
83	45.024	58.562	70	49.282	58.680				88	49.427	58.338			
84	48.922	59.309	82	50.982	59.063				90	52.701	57.926			
			83	51.370	59.316									

Weather / Track : Cloudy / Dry

Brands Hatch Indy
 Circuit Length = 1.2079 miles
 Start: 16:03 End: 16:19

Kumho BMW Championship

RACE 15 - LAP CHART

Lap 11			Lap 12			Lap 13			Lap 14			Lap 15		
No	Behind	Laptime	No	Behind	Laptime	No	Behind	Laptime	No	Behind	Laptime	No	Behind	Laptime
2		53.821	2		53.047	2		53.138	2		53.292	2		53.802
88	1 LAP	58.869	88	1 LAP	57.981	6	10.142	53.562	69	2 LAPS	1:00.830	28	1 LAP	57.031
73	2 LAPS	1:06.147	90	1 LAP	58.543	88	1 LAP	58.556	86	2 LAPS	1:00.421	27	1 LAP	58.773
90	1 LAP	57.970	79	1 LAP	58.272	7	11.274	53.644	6	10.620	53.770	76	3 LAPS	1:05.672
79	1 LAP	58.096	6	9.718	53.642	90	1 LAP	58.576	7	13.362	55.380	69	2 LAPS	59.963
6	9.123	54.228	7	10.768	54.017	10	14.922	53.674	10	15.740	54.110	6	10.405	53.587
7	9.798	54.100	10	14.386	54.681	79	1 LAP	58.889	88	1 LAP	58.988	86	2 LAPS	1:00.502
70	1 LAP	59.153	9	17.205	54.035	9	17.782	53.715	9	18.587	54.097	7	13.554	53.994
10	12.752	54.325	73	2 LAPS	1:07.822	4	22.853	55.917	90	1 LAP	58.451	10	15.675	53.737
83	1 LAP	59.266	70	1 LAP	58.912	70	1 LAP	58.786	79	1 LAP	59.200	9	19.289	54.504
82	1 LAP	59.903	83	1 LAP	58.606	83	1 LAP	58.510	4	25.128	55.567	88	1 LAP	58.990
9	16.217	54.279	4	20.074	55.476	21	26.315	55.751	21	28.948	55.925	90	1 LAP	58.436
4	17.645	55.575	82	1 LAP	1:00.076	82	1 LAP	1:00.285	70	1 LAP	1:00.303	79	1 LAP	57.942
21	22.155	54.821	21	23.702	54.594	73	2 LAPS	1:06.970	83	1 LAP	1:00.358	4	27.081	55.755
84	1 LAP	1:01.345	84	1 LAP	59.404	41	34.019	55.998	82	1 LAP	59.425	21	29.753	54.607
76	2 LAPS	1:06.263	41	31.159	55.448	84	1 LAP	1:01.339	41	36.720	55.993	70	1 LAP	59.278
41	28.758	55.663	55	35.622	55.732	55	38.105	55.621	55	40.592	55.779	83	1 LAP	59.215
77	1 LAP	1:00.807	76	2 LAPS	1:06.163	29	39.195	55.873	29	42.322	56.419	41	38.766	55.848
50	1 LAP	1:00.265	29	36.460	55.959	32	39.329	55.773	32	42.395	56.358	82	1 LAP	59.626
55	32.937	55.909	32	36.694	55.795	50	1 LAP	59.933	73	2 LAPS	1:06.684	55	43.695	56.905
29	33.548	55.732	50	1 LAP	1:00.003	77	1 LAP	1:01.228	84	1 LAP	1:01.615	29	44.126	55.606
32	33.946	55.815	77	1 LAP	1:01.224	28	50.128	56.788	50	1 LAP	59.572	32	44.272	55.679
69	1 LAP	1:00.361	28	46.478	57.163	76	2 LAPS	1:08.074	77	1 LAP	1:00.686	84	1 LAP	59.743
28	42.362	57.030	27	48.536	57.173	27	52.180	56.782						
86	1 LAP	1:00.503	69	1 LAP	1:01.339									
27	44.410	56.669	86	1 LAP	1:00.093									

Weather / Track : Cloudy / Dry

Brands Hatch Indy
 Circuit Length = 1.2079 miles
 Start: 16:03 End: 16:19

Kumho BMW Championship
RACE 15 - LAP CHART

Lap 16			Lap 17		
No	Behind	Laptime	No	Behind	Laptime
2		53.706	2		53.492
73	3 LAPS	1:05.275	84	2 LAPS	1:00.794
50	2 LAPS	59.816	28	1 LAP	57.578
28	1 LAP	57.519	27	1 LAP	56.266
27	1 LAP	56.162	50	2 LAPS	59.814
77	2 LAPS	1:00.952	6	12.547	54.783
6	11.256	54.557	77	2 LAPS	59.948
7	14.689	54.841	7	15.992	54.795
10	16.671	54.702	73	3 LAPS	1:07.176
69	2 LAPS	1:02.711	10	17.363	54.184
86	2 LAPS	1:02.533	9	21.794	54.833
9	20.453	54.870	69	2 LAPS	1:00.813
76	3 LAPS	1:07.576	86	2 LAPS	1:00.894
88	1 LAP	58.514	4	30.630	55.754
4	28.368	54.993	88	1 LAP	59.545
90	1 LAP	58.884	21	33.039	55.642
79	1 LAP	58.111	90	1 LAP	58.443
21	30.889	54.842	79	1 LAP	59.057
41	41.518	56.458	76	3 LAPS	1:07.168
83	1 LAP	59.479	41	44.142	56.116
70	1 LAP	1:00.293	83	1 LAP	58.607
55	46.043	56.054	70	1 LAP	58.661
29	46.309	55.889	55	48.565	56.014
32	46.481	55.915	32	48.668	55.679
82	1 LAP	59.357	29	49.622	56.805
			82	1 LAP	58.875

Weather / Track : Cloudy / Dry

Brands Hatch Indy
 Circuit Length = 1.2079 miles
 Start: 16:03 End: 16:19

SVG Motorsport Pre '93 Touring Car Championship
QUALIFYING - RACE 6 - CLASSIFICATION

POS	NO	CL	NAME	ENTRY	TIME	ON	LAPS	GAP	DIFF	MPH
1	12	C	Jack STANFORD	BMW M3	53.932	15	16			80.63
2	9	B	Colin TESTER	Ford Sierra Cosworth	53.933	9	16	0.001	0.001	80.62
3	11	C	Roger STANFORD	BMW M3	54.386	11	17	0.454	0.453	79.95
4	65	B	Lawrie DUNSTER	BMW E36 M3	54.699	11	16	0.767	0.313	79.50
5	33	C	Andrew BUSBY	BMW E30 M3	55.246	13	16	1.314	0.547	78.71
6	52	C	Ken LARK	Volkswagen Corrado	55.301	12	16	1.369	0.055	78.63
7	66	B	Andy DAVIES	BMW M3	55.490	6	8	1.558	0.189	78.36
8	14	B	Malcolm WISE	Ford Sapphire Cosworth	55.774	13	14	1.842	0.284	77.96
9	60	B	Graham MYERS	Ford Sierra Cosworth	55.825	15	16	1.893	0.051	77.89
10	55	A	David HOWARD	Jaguar XJ12	57.565	6	7	3.633	1.740	75.54
11	4	B	Tim SCOTT ANDREWS	Rover Vitesse	58.581	5	10	4.649	1.016	74.23
12	36	C	Mark HOPE	Volkswagen Vento	58.937	14	15	5.005	0.356	73.78
13	35	E	Tom DOMMETT	Volkswagen Golf	59.061	12	14	5.129	0.124	73.62
14	37	D	Chris BRIGHT	BMW 325i	59.267	4	10	5.335	0.206	73.37
15	92	D	Daniel SMOUGHTON	BMW E30 320i	59.502	6	15	5.570	0.235	73.08
16	56	D	Michael SHERATON	BMW E30 325i	1:01.199	12	14	7.267	1.697	71.05
17	34	H	Nick HALDANE	Renault Clio	1:01.425	12	14	7.493	0.226	70.79
18	8	B	Riorden WELBY	Rover SD1	1:01.896	11	14	7.964	0.471	70.25
19	67	D	Ian FOWLER	Volkswagen Golf	1:06.067	2	2	12.135	4.171	65.82

Weather / Track : Cloudy / Dry
 These results are provisional until the conclusion of any judicial and technical matters.

Brands Hatch Indy
 Circuit Length = 1.2079 miles
 Start: 12:36 End: 12:52

Clerk of Course :		Timekeeper :
-------------------	--	--------------

SVG Motorsport Pre '93 Touring Car Championship

QUALIFYING - RACE 6 - LAP ANALYSIS

4	Tim SCOTT ANDREWS		B Rover Vitesse				
1 -	1:05.680	+ 7.099	12:37:40.716	6 -	58.680	+ 0.099	12:42:37.948
2 -	1:00.945	+ 2.364	12:38:41.661	7 -	6:33.333 P	+ 5:34.752	12:49:11.281
3 -	59.375	+ 0.794	12:39:41.036	8 -	1:05.730	+ 7.149	12:50:17.011
4 -	59.651	+ 1.070	12:40:40.687	9 -	58.629	+ 0.048	12:51:15.640
5 -	58.581		12:41:39.268	10 -	58.639	+ 0.058	12:52:14.279
8	Riorden WELBY		B Rover SD1				
1 -	1:12.834	+ 10.938	12:37:49.107	8 -	1:02.808	+ 0.912	12:45:18.393
2 -	1:05.722	+ 3.826	12:38:54.829	9 -	1:03.848	+ 1.952	12:46:22.241
3 -	1:05.164	+ 3.268	12:39:59.993	10 -	1:04.084	+ 2.188	12:47:26.325
4 -	1:03.351	+ 1.455	12:41:03.344	11 -	1:01.896		12:48:28.221
5 -	1:03.361	+ 1.465	12:42:06.705	12 -	1:36.019	+ 34.123	12:50:04.240
6 -	1:05.730	+ 3.834	12:43:12.435	13 -	1:02.010	+ 0.114	12:51:06.250
7 -	1:03.150	+ 1.254	12:44:15.585	14 -	1:04.135	+ 2.239	12:52:10.385
9	Colin TESTER		B Ford Sierra Cosworth				
1 -	1:14.046	+ 20.113	12:38:06.923	9 -	53.933		12:45:37.583
2 -	55.835	+ 1.902	12:39:02.758	10 -	55.032	+ 1.099	12:46:32.615
3 -	56.096	+ 2.163	12:39:58.854	11 -	54.573	+ 0.640	12:47:27.188
4 -	54.499	+ 0.566	12:40:53.353	12 -	54.941	+ 1.008	12:48:22.129
5 -	54.530	+ 0.597	12:41:47.883	13 -	54.657	+ 0.724	12:49:16.786
6 -	1:01.721	+ 7.788	12:42:49.604	14 -	55.342	+ 1.409	12:50:12.128
7 -	59.490	+ 5.557	12:43:49.094	15 -	54.843	+ 0.910	12:51:06.971
8 -	54.556	+ 0.623	12:44:43.650	16 -	57.845	+ 3.912	12:52:04.816
11	Roger STANFORD		C BMW M3				
1 -	1:01.976	+ 7.590	12:37:34.329	10 -	55.344	+ 0.958	12:45:50.610
2 -	56.233	+ 1.847	12:38:30.562	11 -	54.386		12:46:44.996
3 -	54.966	+ 0.580	12:39:25.528	12 -	55.636	+ 1.250	12:47:40.632
4 -	55.400	+ 1.014	12:40:20.928	13 -	54.828	+ 0.442	12:48:35.460
5 -	54.860	+ 0.474	12:41:15.788	14 -	54.478	+ 0.092	12:49:29.938
6 -	54.481	+ 0.095	12:42:10.269	15 -	54.833	+ 0.447	12:50:24.771
7 -	54.897	+ 0.511	12:43:05.166	16 -	54.823	+ 0.437	12:51:19.594
8 -	55.460	+ 1.074	12:44:00.626	17 -	54.799	+ 0.413	12:52:14.393
9 -	54.640	+ 0.254	12:44:55.266				
12	Jack STANFORD		C BMW M3				
1 -	1:04.511	+ 10.579	12:37:33.729	9 -	1:00.278	+ 6.346	12:45:27.334
2 -	56.094	+ 2.162	12:38:29.823	10 -	54.254	+ 0.322	12:46:21.588
3 -	54.876	+ 0.944	12:39:24.699	11 -	53.938	+ 0.006	12:47:15.526
4 -	54.840	+ 0.908	12:40:19.539	12 -	54.472	+ 0.540	12:48:09.998
5 -	54.326	+ 0.394	12:41:13.865	13 -	54.220	+ 0.288	12:49:04.218
6 -	54.345	+ 0.413	12:42:08.210	14 -	54.808	+ 0.876	12:49:59.026
7 -	1:03.971	+ 10.039	12:43:12.181	15 -	53.932		12:50:52.958
8 -	1:14.875	+ 20.943	12:44:27.056	16 -	1:05.964	+ 12.032	12:51:58.922
14	Malcolm WISE		B Ford Sapphire Cosworth				
1 -	1:09.716	+ 13.942	12:38:09.744	8 -	56.145	+ 0.371	12:44:53.175
2 -	59.806	+ 4.032	12:39:09.550	9 -	56.909	+ 1.135	12:45:50.084
3 -	56.639	+ 0.865	12:40:06.189	10 -	56.480	+ 0.706	12:46:46.564
4 -	59.613	+ 3.839	12:41:05.802	11 -	56.144	+ 0.370	12:47:42.708
5 -	56.932	+ 1.158	12:42:02.734	12 -	56.134	+ 0.360	12:48:38.842
6 -	57.739	+ 1.965	12:43:00.473	13 -	55.774		12:49:34.616
7 -	56.557	+ 0.783	12:43:57.030	14 -	55.828	+ 0.054	12:50:30.444
33	Andrew BUSBY		C BMW E30 M3				
1 -	1:04.310	+ 9.064	12:37:43.619	9 -	59.711	+ 4.465	12:45:15.298
2 -	56.504	+ 1.258	12:38:40.123	10 -	55.855	+ 0.609	12:46:11.153
3 -	55.865	+ 0.619	12:39:35.988	11 -	55.453	+ 0.207	12:47:06.606
4 -	55.633	+ 0.387	12:40:31.621	12 -	1:04.522	+ 9.276	12:48:11.128
5 -	56.183	+ 0.937	12:41:27.804	13 -	55.246		12:49:06.374

Weather / Track : Cloudy / Dry

Brands Hatch Indy
Circuit Length = 1.2079 miles
Start: 12:36 End: 12:52

SVG Motorsport Pre '93 Touring Car Championship

QUALIFYING - RACE 6 - LAP ANALYSIS

6 -	56.001	+ 0.755	12:42:23.805	14 -	56.666	+ 1.420	12:50:03.040
7 -	55.885	+ 0.639	12:43:19.690	15 -	56.276	+ 1.030	12:50:59.316
8 -	55.897	+ 0.651	12:44:15.587	16 -	55.537	+ 0.291	12:51:54.853
34	Nick HALDANE H Renault Clio						
1 -	1:15.502	+ 14.077	12:38:12.527	8 -	1:03.171	+ 1.746	12:45:35.793
2 -	1:04.992	+ 3.567	12:39:17.519	9 -	1:01.742	+ 0.317	12:46:37.535
3 -	1:04.855	+ 3.430	12:40:22.374	10 -	1:01.937	+ 0.512	12:47:39.472
4 -	1:02.953	+ 1.528	12:41:25.327	11 -	1:01.871	+ 0.446	12:48:41.343
5 -	1:02.602	+ 1.177	12:42:27.929	12 -	1:01.425		12:49:42.768
6 -	1:02.425	+ 1.000	12:43:30.354	13 -	1:01.438	+ 0.013	12:50:44.206
7 -	1:02.268	+ 0.843	12:44:32.622	14 -	1:01.725	+ 0.300	12:51:45.931
35	Tom DOMMETT E Volkswagen Golf						
1 -	1:16.150	+ 17.089	12:38:11.442	8 -	1:08.086	+ 9.025	12:45:25.526
2 -	1:00.428	+ 1.367	12:39:11.870	9 -	59.884	+ 0.823	12:46:25.410
3 -	1:01.117	+ 2.056	12:40:12.987	10 -	1:01.599	+ 2.538	12:47:27.009
4 -	59.406	+ 0.345	12:41:12.393	11 -	1:00.438	+ 1.377	12:48:27.447
5 -	1:00.850	+ 1.789	12:42:13.243	12 -	59.061		12:49:26.508
6 -	1:00.722	+ 1.661	12:43:13.965	13 -	59.229	+ 0.168	12:50:25.737
7 -	1:03.475	+ 4.414	12:44:17.440	14 -	59.468	+ 0.407	12:51:25.205
36	Mark HOPE C Volkswagen Vento						
1 -	1:11.847	+ 12.910	12:37:59.287	9 -	1:00.275	+ 1.338	12:46:21.417
2 -	1:01.504	+ 2.567	12:39:00.791	10 -	59.797	+ 0.860	12:47:21.214
3 -	1:02.129	+ 3.192	12:40:02.920	11 -	59.303	+ 0.366	12:48:20.517
4 -	1:04.211	+ 5.274	12:41:07.131	12 -	1:01.440	+ 2.503	12:49:21.957
5 -	1:00.800	+ 1.863	12:42:07.931	13 -	59.455	+ 0.518	12:50:21.412
6 -	1:07.460	+ 8.523	12:43:15.391	14 -	58.937		12:51:20.349
7 -	1:03.214	+ 4.277	12:44:18.605	15 -	59.387	+ 0.450	12:52:19.736
8 -	1:02.537	+ 3.600	12:45:21.142				
37	Chris BRIGHT D BMW 325i						
1 -	1:10.650	+ 11.383	12:38:00.235	6 -	1:00.275	+ 1.008	12:43:02.710
2 -	1:02.296	+ 3.029	12:39:02.531	7 -	59.908	+ 0.641	12:44:02.618
3 -	1:01.241	+ 1.974	12:40:03.772	8 -	1:00.199	+ 0.932	12:45:02.817
4 -	59.267		12:41:03.039	9 -	4:32.264 P	+ 3:32.997	12:49:35.081
5 -	59.396	+ 0.129	12:42:02.435	10 -	1:06.623	+ 7.356	12:50:41.704
52	Ken LARK C Volkswagen Corrado						
1 -	1:08.719	+ 13.418	12:37:52.155	9 -	57.552	+ 2.251	12:45:34.293
2 -	59.648	+ 4.347	12:38:51.803	10 -	55.847	+ 0.546	12:46:30.140
3 -	1:00.180	+ 4.879	12:39:51.983	11 -	56.056	+ 0.755	12:47:26.196
4 -	58.720	+ 3.419	12:40:50.703	12 -	55.301		12:48:21.497
5 -	56.322	+ 1.021	12:41:47.025	13 -	56.177	+ 0.876	12:49:17.674
6 -	56.816	+ 1.515	12:42:43.841	14 -	56.113	+ 0.812	12:50:13.787
7 -	57.062	+ 1.761	12:43:40.903	15 -	55.576	+ 0.275	12:51:09.363
8 -	55.838	+ 0.537	12:44:36.741	16 -	56.032	+ 0.731	12:52:05.395
55	David HOWARD A Jaguar XJ12						
1 -	1:05.326	+ 7.761	12:38:04.130	5 -	57.765	+ 0.200	12:41:57.748
2 -	58.379	+ 0.814	12:39:02.509	6 -	57.565		12:42:55.313
3 -	58.835	+ 1.270	12:40:01.344	7 -	1:41.610 P	+ 44.045	12:44:36.923
4 -	58.639	+ 1.074	12:40:59.983				
56	Michael SHERATON D BMW E30 325i						
1 -	1:14.239	+ 13.040	12:37:59.694	8 -	1:02.851	+ 1.652	12:45:37.712
2 -	1:10.282	+ 9.083	12:39:09.976	9 -	1:02.119	+ 0.920	12:46:39.831
3 -	1:04.333	+ 3.134	12:40:14.309	10 -	1:03.838	+ 2.639	12:47:43.669
4 -	1:07.828	+ 6.629	12:41:22.137	11 -	1:02.707	+ 1.508	12:48:46.376
5 -	1:04.627	+ 3.428	12:42:26.764	12 -	1:01.199		12:49:47.575
6 -	1:04.791	+ 3.592	12:43:31.555	13 -	1:03.211	+ 2.012	12:50:50.786
7 -	1:03.306	+ 2.107	12:44:34.861	14 -	1:02.486	+ 1.287	12:51:53.272

Weather / Track : Cloudy / Dry

Brands Hatch Indy
Circuit Length = 1.2079 miles
Start: 12:36 End: 12:52

SVG Motorsport Pre '93 Touring Car Championship

QUALIFYING - RACE 6 - LAP ANALYSIS


60	Graham MYERS		B Ford Sierra Cosworth				
1 -	1:06.810	+ 10.985	12:37:53.125	9 -	57.476	+ 1.651	12:45:29.465
2 -	58.904	+ 3.079	12:38:52.029	10 -	56.050	+ 0.225	12:46:25.515
3 -	56.344	+ 0.519	12:39:48.373	11 -	56.961	+ 1.136	12:47:22.476
4 -	56.183	+ 0.358	12:40:44.556	12 -	56.286	+ 0.461	12:48:18.762
5 -	57.439	+ 1.614	12:41:41.995	13 -	55.988	+ 0.163	12:49:14.750
6 -	56.674	+ 0.849	12:42:38.669	14 -	55.986	+ 0.161	12:50:10.736
7 -	56.913	+ 1.088	12:43:35.582	15 -	55.825		12:51:06.561
8 -	56.407	+ 0.582	12:44:31.989	16 -	1:01.003	+ 5.178	12:52:07.564
65	Lawrie DUNSTER		B BMW E36 M3				
1 -	1:04.726	+ 10.027	12:37:32.554	9 -	55.751	+ 1.052	12:45:00.978
2 -	56.193	+ 1.494	12:38:28.747	10 -	55.037	+ 0.338	12:45:56.015
3 -	56.040	+ 1.341	12:39:24.787	11 -	54.699		12:46:50.714
4 -	56.729	+ 2.030	12:40:21.516	12 -	55.337	+ 0.638	12:47:46.051
5 -	56.148	+ 1.449	12:41:17.664	13 -	1:12.242	+ 17.543	12:48:58.293
6 -	55.434	+ 0.735	12:42:13.098	14 -	54.865	+ 0.166	12:49:53.158
7 -	56.777	+ 2.078	12:43:09.875	15 -	55.473	+ 0.774	12:50:48.631
8 -	55.352	+ 0.653	12:44:05.227	16 -	55.246	+ 0.547	12:51:43.877
66	Andy DAVIES		B BMW M3				
1 -	1:09.186	+ 13.696	12:37:47.605	5 -	55.619	+ 0.129	12:41:35.478
2 -	58.588	+ 3.098	12:38:46.193	6 -	55.490		12:42:30.968
3 -	57.229	+ 1.739	12:39:43.422	7 -	56.026	+ 0.536	12:43:26.994
4 -	56.437	+ 0.947	12:40:39.859	8 -	56.285	+ 0.795	12:44:23.279
67	Ian FOWLER		D Volkswagen Golf				
1 -	1:16.946	+ 10.879	12:51:01.781	2 -	1:06.067		12:52:07.848
92	Daniel SMOUGHTON		D BMW E30 320i				
1 -	1:06.738	+ 7.236	12:37:40.010	9 -	1:00.066	+ 0.564	12:45:43.879
2 -	1:03.195	+ 3.693	12:38:43.205	10 -	59.517	+ 0.015	12:46:43.396
3 -	1:00.815	+ 1.313	12:39:44.020	11 -	1:01.357	+ 1.855	12:47:44.753
4 -	59.795	+ 0.293	12:40:43.815	12 -	1:00.560	+ 1.058	12:48:45.313
5 -	1:00.126	+ 0.624	12:41:43.941	13 -	59.588	+ 0.086	12:49:44.901
6 -	59.502		12:42:43.443	14 -	59.792	+ 0.290	12:50:44.693
7 -	1:00.618	+ 1.116	12:43:44.061	15 -	1:00.030	+ 0.528	12:51:44.723
8 -	59.752	+ 0.250	12:44:43.813				

Weather / Track : Cloudy / Dry

Brands Hatch Indy
Circuit Length = 1.2079 miles
Start: 12:36 End: 12:52

SVG Motorsport Pre '93 Touring Car Championship

RACE 6 - GRID

ROW 10	1:06.067 67 Ian FOWLER	
ROW 9	1:01.425 34 Nick HALDANE	1:01.896 8 Riorden WELBY
ROW 8	59.502 92 Daniel SMOUGHTON	1:01.199 56 Michael SHERATON
ROW 7	59.061 35 Tom DOMMETT	59.267 37 Chris BRIGHT
ROW 6	58.581 4 Tim SCOTT ANDREWS	58.937 36 Mark HOPE
ROW 5	55.825 60 Graham MYERS	57.565 55 David HOWARD
ROW 4	55.490 66 Andy DAVIES	55.774 14 Malcolm WISE
ROW 3	55.246 33 Andrew BUSBY	55.301 52 Ken LARK
ROW 2	54.386 11 Roger STANFORD	54.699 65 Lawrie DUNSTER
ROW 1	53.932 12 Jack STANFORD	53.933 9 Colin TESTER
Pole		
		

Brands Hatch Indy
Circuit Length = 1.2079 miles

These results are provisional until the conclusion of any judicial and technical matters.

Clerk of Course :		Timekeeper :
-------------------	--	--------------

SVG Motorsport Pre '93 Touring Car Championship

RACE 6 - CLASSIFICATION - AMENDED

POS	NO	CL	NAME	ENTRY	LAPS	TIME	GAP	DIFF	MPH	BEST	ON
1	9	B	Colin TESTER	Ford Sierra Cosworth	17	15:28.840			79.58	53.927	14
2	12	H	Jack STANFORD	BMW M3	17	15:29.193	0.353	0.353	79.55	53.972	11
3	66	B	Andy DAVIES	BMW M3	17	15:52.088	23.248	22.895	77.64	54.929	4
4	60	B	Graham MYERS	Ford Sierra Cosworth	17	15:58.299	29.459	6.211	77.14	55.333	2
5	65	B	Lawrie DUNSTER	BMW E36 M3	17	15:58.639	29.799	0.340	77.11	55.002	8
6	52	C	Ken LARK	Volkswagen Corrado	17	16:03.113	34.273	4.474	76.75	55.301	2
7	4	B	Tim SCOTT ANDREWS	Rover Vitesse	16	15:39.629	1 lap	1 lap	74.04	57.635	7
8	37	D	Chris BRIGHT	BMW 325i	16	15:52.970	1 lap	13.341	73.01	58.262	6
9	36	C	Mark HOPE	Volkswagen Vento	16	15:55.571	1 lap	2.601	72.81	57.811	16
10	92	D	Daniel SMOUGHTON	BMW E30 320i	16	16:08.544	1 lap	12.973	71.83	59.074	16
11	8	B	Riorden WELBY	Rover SD1	16	16:12.049	1 lap	3.505	71.57	58.825	10
12	56	D	Michael SHERATON	BMW E30 325i	16	16:15.197	1 lap	3.148	71.34	59.205	15
13	35	E	Tom DOMMETT	Volkswagen Golf	16	16:15.569	1 lap	0.372	71.32	58.757	16
14	34	H	Nick HALDANE	Renault Clio	16	16:26.706	1 lap	11.137	70.51	1:00.223	14
15	55	A	David HOWARD	Jaguar XJ12	15	15:37.250	2 laps	1 lap	69.59	57.019	2

NOT CLASSIFIED

DNF	14	B	Malcolm WISE	Ford Sapphire Cosworth	11	12:23.489	6 laps	4 laps	64.33	55.555	4
DNF	11	C	Roger STANFORD	BMW M3	9	8:28.892	8 laps	2 laps	76.90	54.897	8
DNF	33	C	Andrew BUSBY	BMW E30 M3	7	6:40.315	10 laps	2 laps	76.04	55.614	2
DNF	67	D	Ian FOWLER	Volkswagen Golf	1	1:13.940	16 laps	6 laps	58.81		

FASTEST LAP

9	B	Colin TESTER	Ford Sierra Cosworth	14	53.927	80.63 mph	129.77 kph
12	H	Jack STANFORD	BMW M3	11	53.972	80.57 mph	129.66 kph
11	C	Roger STANFORD	BMW M3	8	54.897	79.21 mph	127.48 kph
55	A	David HOWARD	Jaguar XJ12	2	57.019	76.26 mph	122.73 kph
37	D	Chris BRIGHT	BMW 325i	6	58.262	74.63 mph	120.11 kph
35	E	Tom DOMMETT	Volkswagen Golf	16	58.757	74.00 mph	119.10 kph

Car 12 - moved to class H

Weather / Track : Bright / Dry

These results are provisional until the conclusion of any judicial and technical matters.

Brands Hatch Indy

Circuit Length = 1.2079 miles

Start: 16:28 End: 16:44

Clerk of Course :

Timekeeper :

SVG Motorsport Pre '93 Touring Car Championship
RACE 6 - LAP CHART

Lap 1			Lap 2			Lap 3			Lap 4			Lap 5		
No	Behind	Laptime	No	Behind	Laptime	No	Behind	Laptime	No	Behind	Laptime	No	Behind	Laptime
9		59.527	9		54.156	9		54.233	9		54.605	9		54.293
12	0.936	1:00.463	12	1.029	54.249	12	0.831	54.035	12	0.698	54.472	12	0.415	54.010
65	3.125	1:02.652	65	3.984	55.015	65	5.283	55.532	65	5.898	55.220	65	7.022	55.417
66	3.320	1:02.847	66	4.505	55.341	66	5.861	55.589	66	6.185	54.929	66	7.533	55.641
11	3.608	1:03.135	11	4.557	55.105	11	6.024	55.700	11	6.391	54.972	11	7.723	55.625
60	3.737	1:03.264	60	4.914	55.333	60	6.276	55.595	60	7.066	55.395	60	8.175	55.402
52	4.757	1:04.284	52	5.902	55.301	52	7.335	55.666	52	8.416	55.686	52	9.979	55.856
33	5.276	1:04.803	33	6.734	55.614	33	8.528	56.027	33	9.597	55.674	33	11.048	55.744
14	5.742	1:05.269	14	7.983	56.397	14	9.548	55.798	14	10.498	55.555	14	11.766	55.561
55	6.793	1:06.320	55	9.656	57.019	55	13.240	57.817	55	16.592	57.957	55	19.993	57.694
37	7.970	1:07.497	37	12.434	58.620	4	17.617	58.875	4	21.444	58.432	4	24.853	57.702
4	8.735	1:08.262	4	12.975	58.396	37	17.723	59.522	37	22.564	59.446	37	26.721	58.450
36	9.604	1:09.131	36	14.641	59.193	36	19.631	59.223	36	24.196	59.170	36	28.750	58.847
92	10.617	1:10.144	92	16.641	1:00.180	92	22.412	1:00.004	92	28.077	1:00.270	92	33.298	59.514
56	11.394	1:10.921	8	18.313	1:00.915	56	26.474	1:02.057	56	32.131	1:00.262	56	38.062	1:00.224
8	11.554	1:11.081	56	18.650	1:01.412	35	27.067	1:01.865	35	32.809	1:00.347	35	38.648	1:00.132
35	12.723	1:12.250	35	19.435	1:00.868	34	27.680	1:01.851	34	33.738	1:00.663	34	39.858	1:00.413
34	13.361	1:12.888	34	20.062	1:00.857	8	28.173	1:04.093	8	34.074	1:00.506	8	41.073	1:01.292
67	14.413	1:13.940												

Weather / Track : Bright / Dry

Brands Hatch Indy
 Circuit Length = 1.2079 miles
 Start: 16:28 End: 16:44

SVG Motorsport Pre '93 Touring Car Championship

RACE 6 - LAP CHART

Lap 6			Lap 7			Lap 8			Lap 9			Lap 10		
No	Behind	Laptime	No	Behind	Laptime	No	Behind	Laptime	No	Behind	Laptime	No	Behind	Laptime
9		54.158	9		54.024	9		54.220	9		54.545	9		54.214
12	0.336	54.079	12	0.443	54.131	12	0.416	54.193	12	0.444	54.573	12	0.411	54.181
65	8.256	55.392	65	10.203	55.971	65	10.985	55.002	56	1 LAP	1:00.828	92	1 LAP	1:00.476
66	8.754	55.379	66	10.589	55.859	66	11.418	55.049	35	1 LAP	1:00.582	56	1 LAP	1:00.123
11	9.103	55.538	11	11.142	56.063	11	11.819	54.897	8	1 LAP	59.411	8	1 LAP	59.730
60	9.874	55.857	60	11.470	55.620	60	12.993	55.743	34	1 LAP	1:01.183	35	1 LAP	1:00.782
52	11.775	55.954	52	13.256	55.505	52	15.207	56.171	65	11.666	55.226	34	1 LAP	1:01.505
33	12.668	55.778	14	15.147	55.964	14	30.453	1:09.526	66	12.080	55.207	65	13.379	55.927
14	13.207	55.599	33	15.319	56.675	55	31.461	58.415	60	13.816	55.368	66	13.564	55.698
55	23.697	57.862	55	27.266	57.593	4	35.549	57.695	11	15.131	57.857	60	15.459	55.857
4	28.463	57.768	4	32.074	57.635	37	39.822	58.743	52	16.596	55.934	52	19.075	56.693
37	30.825	58.262	37	35.299	58.498	36	43.642	59.038	14	33.186	57.278	14	35.659	56.687
36	33.727	59.135	36	38.824	59.121	92	49.407	59.721	55	35.459	58.543	55	39.417	58.172
92	38.657	59.517	92	43.906	59.273				4	38.661	57.657	4	42.685	58.238
56	43.663	59.759	56	49.359	59.720				37	44.065	58.788	37	48.584	58.733
35	44.714	1:00.224	35	50.531	59.841				36	48.518	59.421	36	53.068	58.764
34	46.214	1:00.514	8	52.351	59.482									
8	46.893	59.978	34	52.549	1:00.359									

Weather / Track : Bright / Dry

Brands Hatch Indy
 Circuit Length = 1.2079 miles
 Start: 16:28 End: 16:44

SVG Motorsport Pre '93 Touring Car Championship

RACE 6 - LAP CHART

Lap 11			Lap 12			Lap 13			Lap 14			Lap 15		
No	Behind	Laptime	No	Behind	Laptime	No	Behind	Laptime	No	Behind	Laptime	No	Behind	Laptime
9		54.105	9		55.324	9		54.363	9		53.927	9		54.591
12	0.278	53.972	12	0.335	55.381	12	0.511	54.539	12	0.563	53.979	12	0.604	54.632
92	1 LAP	59.944	36	1 LAP	1:00.558	37	1 LAP	1:00.709	37	1 LAP	58.789	4	1 LAP	58.716
56	1 LAP	59.844	92	1 LAP	1:00.824	36	1 LAP	58.927	36	1 LAP	59.188	37	1 LAP	59.007
8	1 LAP	58.825	66	14.907	55.627	66	15.748	55.204	66	17.077	55.256	36	1 LAP	58.498
66	14.604	55.145	65	16.070	56.091	65	17.308	55.601	65	18.392	55.011	66	18.709	56.223
35	1 LAP	1:00.318	8	1 LAP	1:01.177	92	1 LAP	1:00.741	60	23.573	56.429	55	1 LAP	1:17.526
65	15.303	56.029	60	19.104	56.588	60	21.071	56.330	92	1 LAP	59.751	65	25.373	1:01.572
60	17.840	56.486	56	1 LAP	1:01.637	8	1 LAP	58.947	52	28.333	56.761	60	25.529	56.547
34	1 LAP	1:01.794	35	1 LAP	1:01.315	56	1 LAP	59.933	8	1 LAP	59.173	92	1 LAP	59.221
52	22.449	57.479	52	23.532	56.407	52	25.499	56.330	56	1 LAP	1:00.293	52	30.105	56.363
55	44.006	58.694	34	1 LAP	1:01.022	35	1 LAP	59.330	35	1 LAP	59.571	8	1 LAP	59.023
4	47.421	58.841	55	46.909	58.227	14	2 LAPS	2:39.855	34	1 LAP	1:01.027	56	1 LAP	59.380
37	54.266	59.787	4	49.743	57.646	34	1 LAP	1:00.473				35	1 LAP	59.441
						55		50.427				34	1 LAP	1:00.223
						4		53.633						

Weather / Track : Bright / Dry

Brands Hatch Indy
 Circuit Length = 1.2079 miles
 Start: 16:28 End: 16:44

SVG Motorsport Pre '93 Touring Car Championship
RACE 6 - LAP CHART


Lap 16			Lap 17		
No	Behind	Laptime	No	Behind	Laptime
9		54.253	9		54.302
12	0.392	54.041	12	0.353	54.263
4	1 LAP	57.840	55	2 LAPS	1:37.530
37	1 LAP	58.812	4	1 LAP	57.673
66	20.897	56.441	66	23.248	56.653
36	1 LAP	59.546	37	1 LAP	59.307
65	27.757	56.637	36	1 LAP	57.811
60	27.794	56.518	60	29.459	55.967
52	32.190	56.338	65	29.799	56.344
92	1 LAP	59.890	52	34.273	56.385
8	1 LAP	59.218	92	1 LAP	59.074
56	1 LAP	59.205	8	1 LAP	59.198
35	1 LAP	59.946	56	1 LAP	59.599
34	1 LAP	1:01.085	35	1 LAP	58.757
			34	1 LAP	1:00.849

Weather / Track : Bright / Dry

Brands Hatch Indy
 Circuit Length = 1.2079 miles
 Start: 16:28 End: 16:44

SVG Motorsport Pre '93 Touring Car Championship

RACE 12 - GRID

ROW 10	67	Ian FOWLER	
ROW 9	11	Roger STANFORD	33
ROW 8	55	David HOWARD	14
ROW 7	35	Tom DOMMETT	34
ROW 6	8	Riorden WELBY	56
ROW 5	36	Mark HOPE	92
ROW 4	4	Tim SCOTT ANDREWS	37
ROW 3	65	Lawrie DUNSTER	52
ROW 2	66	Andy DAVIES	60
ROW 1	9	Colin TESTER	12
Pole			
			

Brands Hatch Indy
Circuit Length = 1.2079 miles

These results are provisional until the conclusion of any judicial and technical matters.

Clerk of Course :		Timekeeper :
-------------------	--	--------------

SVG Motorsport Pre '93 Touring Car Championship

RACE 12 - CLASSIFICATION

POS	NO	CL	NAME	ENTRY	LAPS	TIME	GAP	DIFF	MPH	BEST	ON
1	12	H	Jack STANFORD	BMW M3	17	15:27.469			79.70	53.468	16
2	9	B	Colin TESTER	Ford Sierra Cosworth	17	15:28.488	1.019	1.019	79.62	53.822	5
3	65	B	Lawrie DUNSTER	BMW E36 M3	17	15:49.508	22.039	21.020	77.85	55.174	16
4	66	B	Andy DAVIES	BMW M3	17	15:50.638	23.169	1.130	77.76	54.864	11
5	60	B	Graham MYERS	Ford Sierra Cosworth	17	15:51.763	24.294	1.125	77.67	55.226	3
6	33	C	Andrew BUSBY	BMW E30 M3	17	16:01.837	34.368	10.074	76.85	55.364	6
7	14	B	Malcolm WISE	Ford Sapphire Cosworth	17	16:02.300	34.831	0.463	76.82	55.176	11
8	37	D	Chris BRIGHT	BMW 325i	16	15:47.400	1 lap	1 lap	73.44	58.140	11
9	55	A	David HOWARD	Jaguar XJ12	16	15:49.194	1 lap	1.794	73.30	57.544	15
10	36	C	Mark HOPE	Volkswagen Vento	16	15:49.513	1 lap	0.319	73.27	57.945	15
11	92	D	Daniel SMOUGHTON	BMW E30 320i	16	16:00.493	1 lap	10.980	72.43	58.681	7
12	35	E	Tom DOMMETT	Volkswagen Golf	16	16:05.610	1 lap	5.117	72.05	58.509	8
13	56	D	Michael SHERATON	BMW E30 325i	16	16:09.594	1 lap	3.984	71.75	58.571	6
14	34	H	Nick HALDANE	Renault Clio	15	15:50.808	2 laps	1 lap	68.60	1:00.196	4
15	32	H	Nic STRONG	Fiat 128 3P Berlinetta	13	15:33.057	4 laps	2 laps	60.58	1:09.497	12

NOT CLASSIFIED

DNF	52	C	Ken LARK	Volkswagen Corrado	13	12:10.705	4 laps		77.36	55.226	12
DNF	8	B	Riorden WELBY	Rover SD1	0						

FASTEST LAP

12	H	Jack STANFORD	BMW M3	16	53.468	81.33 mph	130.88 kph
9	B	Colin TESTER	Ford Sierra Cosworth	5	53.822	80.79 mph	130.02 kph
52	C	Ken LARK	Volkswagen Corrado	12	55.226	78.74 mph	126.72 kph
55	A	David HOWARD	Jaguar XJ12	15	57.544	75.57 mph	121.61 kph
37	D	Chris BRIGHT	BMW 325i	11	58.140	74.79 mph	120.37 kph
35	E	Tom DOMMETT	Volkswagen Golf	8	58.509	74.32 mph	119.61 kph

Weather / Track : Cloudy / Dry

These results are provisional until the conclusion of any judicial and technical matters.

Brands Hatch Indy
Circuit Length = 1.2079 miles
Start: 14:14 End: 14:30

Clerk of Course :	Timekeeper :
-------------------	--------------

SVG Motorsport Pre '93 Touring Car Championship
RACE 12 - LAP CHART

Lap 1			Lap 2			Lap 3			Lap 4			Lap 5		
No	Behind	Laptime	No	Behind	Laptime	No	Behind	Laptime	No	Behind	Laptime	No	Behind	Laptime
9		59.888	9		54.167	9		53.883	9		54.580	9		53.822
12	0.352	1:00.240	12	0.335	54.150	12	0.264	53.812	12	0.249	54.565	12	0.262	53.835
66	0.876	1:00.764	66	1.619	54.910	66	2.727	54.991	32	1 LAP	1:10.693	66	5.305	55.571
60	1.610	1:01.498	60	2.928	55.485	60	4.271	55.226	66	3.556	55.409	60	6.916	55.797
65	2.240	1:02.128	65	3.501	55.428	65	4.812	55.194	60	4.941	55.250	65	7.275	55.674
52	2.904	1:02.792	52	4.525	55.788	52	6.457	55.815	65	5.423	55.191	52	9.412	55.748
37	6.314	1:06.202	37	11.447	59.300	14	15.962	57.628	52	7.486	55.609	33	19.004	55.537
36	6.950	1:06.838	36	12.179	59.396	33	16.214	57.489	33	17.289	55.655	32	1 LAP	1:11.310
14	8.435	1:08.323	14	12.217	57.949	37	17.442	59.878	14	18.428	57.046	14	20.160	55.554
33	8.693	1:08.581	33	12.608	58.082	36	18.633	1:00.337	37	21.710	58.848	37	26.716	58.828
92	9.095	1:08.983	92	14.230	59.302	92	19.886	59.539	36	22.561	58.508	36	27.367	58.628
55	10.934	1:10.822	55	15.240	58.473	55	20.618	59.261	92	24.130	58.824	55	30.516	59.718
56	11.884	1:11.772	56	18.838	1:01.121	56	25.378	1:00.423	55	24.620	58.582	92	31.402	1:01.094
34	12.645	1:12.533	34	19.577	1:01.099	34	25.977	1:00.283	56	30.857	1:00.059	56	36.045	59.010
35	12.746	1:12.634	35	19.720	1:01.141	35	26.135	1:00.298	34	31.593	1:00.196	35	38.196	1:00.387
32	22.421	1:22.309	32	39.684	1:11.430				35	31.631	1:00.076	34	38.882	1:01.111

Weather / Track : Cloudy / Dry

Brands Hatch Indy
 Circuit Length = 1.2079 miles
 Start: 14:14 End: 14:30

SVG Motorsport Pre '93 Touring Car Championship

RACE 12 - LAP CHART

Lap 6			Lap 7			Lap 8			Lap 9			Lap 10		
No	Behind	Laptime	No	Behind	Laptime	No	Behind	Laptime	No	Behind	Laptime	No	Behind	Laptime
9		54.397	9		54.440	9		53.914	9		54.039	9		53.919
12	0.197	54.332	12	0.320	54.563	32	2 LAPS	1:11.402	12	0.539	53.752	12	0.778	54.158
66	5.860	54.952	34	1 LAP	1:15.700	12	0.826	54.420	66	8.770	55.161	35	1 LAP	59.748
65	8.172	55.294	66	6.647	55.227	66	7.648	54.915	65	12.276	55.574	56	1 LAP	1:02.121
60	8.592	56.073	65	9.103	55.371	65	10.741	55.552	60	12.765	55.662	66	9.930	55.079
52	10.605	55.590	60	9.670	55.518	60	11.142	55.386	52	15.346	55.555	65	14.071	55.714
33	19.971	55.364	52	12.033	55.868	52	13.830	55.711	32	2 LAPS	1:11.394	60	14.601	55.755
14	21.196	55.433	33	21.100	55.569	34	1 LAP	1:04.295	34	1 LAP	1:01.806	52	16.719	55.292
37	30.941	58.622	14	22.597	55.841	33	22.965	55.779	33	24.346	55.420	33	25.998	55.571
36	32.897	59.927	37	35.098	58.597	14	24.172	55.489	14	25.523	55.390	14	26.949	55.345
55	34.483	58.364	36	36.738	58.281	37	39.625	58.441	37	43.991	58.405	34	1 LAP	1:02.531
92	36.125	59.120	55	37.694	57.651	36	41.489	58.665	36	45.679	58.229	32	2 LAPS	1:09.710
32	1 LAP	1:12.279	92	40.366	58.681	55	41.902	58.122	55	45.997	58.134	37	48.299	58.227
56	40.219	58.571	56	45.063	59.284	92	45.302	58.850	92	50.378	59.115	36	49.914	58.154
35	42.382	58.583	35	46.871	58.929	56	50.847	59.698				55	50.112	58.034
						35	51.466	58.509						

Weather / Track : Cloudy / Dry

Brands Hatch Indy
 Circuit Length = 1.2079 miles
 Start: 14:14 End: 14:30

SVG Motorsport Pre '93 Touring Car Championship

RACE 12 - LAP CHART

Lap 11			Lap 12			Lap 13			Lap 14			Lap 15		
No	Behind	Laptime	No	Behind	Laptime	No	Behind	Laptime	No	Behind	Laptime	No	Behind	Laptime
9		54.762	9		54.033	12		54.538	12		53.704	12		53.705
12	0.490	54.474	12	0.266	53.809	9	0.348	55.152	9	0.601	53.957	9	1.057	54.161
92	1 LAP	59.157	92	1 LAP	59.424	37	1 LAP	58.886	34	2 LAPS	1:01.798	34	2 LAPS	1:00.942
35	1 LAP	59.232	66	11.018	55.019	36	1 LAP	1:00.412	37	1 LAP	58.487	37	1 LAP	58.595
56	1 LAP	58.578	35	1 LAP	59.417	55	1 LAP	1:00.448	36	1 LAP	58.420	55	1 LAP	57.913
66	10.032	54.864	56	1 LAP	1:00.192	92	1 LAP	59.390	55	1 LAP	58.400	36	1 LAP	59.104
65	15.021	55.712	65	16.424	55.436	32	3 LAPS	1:11.770	66	14.149	56.435	66	17.431	56.987
60	15.443	55.604	60	16.908	55.498	66	11.418	55.204	92	1 LAP	1:00.151	65	20.572	55.668
52	17.404	55.447	52	18.597	55.226	65	16.847	55.227	65	18.609	55.466	60	21.598	55.525
33	26.757	55.521	33	28.376	55.652	35	1 LAP	58.644	60	19.778	55.813	92	1 LAP	1:00.732
14	27.363	55.176	14	28.950	55.620	60	17.669	55.565	35	1 LAP	1:01.057	35	1 LAP	58.823
34	1 LAP	1:01.921	34	1 LAP	1:02.169	52	20.057	56.264	56	1 LAP	59.250	56	1 LAP	58.573
32	2 LAPS	1:09.729				56	1 LAP	1:01.590	32	3 LAPS	1:10.472	33	32.830	55.530
37	51.677	58.140				33	29.013	55.441	33	31.005	55.696	14	33.255	55.504
36	53.550	58.398				14	29.452	55.306	14	31.456	55.708	32	3 LAPS	1:09.497
55	53.645	58.295												

Weather / Track : Cloudy / Dry

Brands Hatch Indy
 Circuit Length = 1.2079 miles
 Start: 14:14 End: 14:30

SVG Motorsport Pre '93 Touring Car Championship
RACE 12 - LAP CHART

Lap 16			Lap 17		
No	Behind	Laptime	No	Behind	Laptime
12		53.468	12		55.944
9	1.970	54.381	9	1.019	54.993
34	2 LAPS	1:01.060	32	4 LAPS	1:11.062
37	1 LAP	58.965	37	1 LAP	58.979
55	1 LAP	57.544	55	1 LAP	59.433
36	1 LAP	57.945	65	22.039	55.705
66	20.946	56.983	36	1 LAP	58.271
65	22.278	55.174	66	23.169	58.167
60	24.003	55.873	34	2 LAPS	1:03.364
92	1 LAP	58.909	60	24.294	56.235
33	34.751	55.389	92	1 LAP	59.222
35	1 LAP	58.985	33	34.368	55.561
14	35.369	55.582	14	34.831	55.406
56	1 LAP	59.984	35	1 LAP	59.147
			56	1 LAP	59.368

Weather / Track : Cloudy / Dry

Brands Hatch Indy
 Circuit Length = 1.2079 miles
 Start: 14:14 End: 14:30

Sub Zero / Wolf Classic Thunder Championship

QUALIFYING - RACE 17 - CLASSIFICATION

POS	NO	CL	NAME	ENTRY	TIME	ON	LAPS	GAP	DIFF	MPH
1	44	A4	Rod BIRLEY	Ford Escort WRSC	49.578	4	6			87.71
2	74	B	Neil PHILPOTTS	Mitsubishi Starion	50.714	7	7	1.136	1.136	85.74
3	13	B	Joss RONCHETTI	Talbot Sunbeam Lotus	51.130	7	11	1.552	0.416	85.04
4	16	A4	Vaughan FLETCHER	Subaru Impreza	51.653	16	17	2.075	0.523	84.18
5	12	A4	Ian FROGGATT	Subaru Impreza	51.844	12	16	2.266	0.191	83.87
6	72	B	Garrie WHITTAKER	BMW E36 M3	52.143	8	9	2.565	0.299	83.39
7	1	B	Keith BUTCHER	Nissan Primera Supertouring	52.523	10	16	2.945	0.380	82.79
8	85	B	Brian COX	Seat Leon Cupra	52.984	11	14	3.406	0.461	82.07
9	35	A2	Stacy VICKERS	Mazda RX7	53.137	11	12	3.559	0.153	81.83
10	8	B	Brian LILLEY	Ford Sierra	54.180	11	11	4.602	1.043	80.26
11	84	B	Alexander OWEN	Ford Sierra RS Cosworth	54.689	16	16	5.111	0.509	79.51
12	47	D	Piers GRANGE	Ford Escort Mk2	54.739	7	14	5.161	0.050	79.44
13	2	E	John EDWARDS-PARTON	Ford Fiesta	55.132	14	15	5.554	0.393	78.87
14	55	A2	Ilsa COX	Seat Leon Cupra	57.546	6	10	7.968	2.414	75.56

Weather / Track : Cloudy / Dry
 These results are provisional until the conclusion of any judicial and technical matters.

Brands Hatch Indy
 Circuit Length = 1.2079 miles
 Start: 10:00 End: 10:15

Clerk of Course :		Timekeeper :
-------------------	--	--------------

Sub Zero / Wolf Classic Thunder Championship

QUALIFYING - RACE 17 - LAP ANALYSIS

1	Keith BUTCHER		B Nissan Primera Supertouring				
1 -	1:10.250	+ 17.727	10:01:28.669	9 -	53.389	+ 0.866	10:08:44.641
2 -	57.789	+ 5.266	10:02:26.458	10 -	52.523		10:09:37.164
3 -	55.177	+ 2.654	10:03:21.635	11 -	52.692	+ 0.169	10:10:29.856
4 -	54.123	+ 1.600	10:04:15.758	12 -	52.852	+ 0.329	10:11:22.708
5 -	53.105	+ 0.582	10:05:08.863	13 -	53.194	+ 0.671	10:12:15.902
6 -	52.699	+ 0.176	10:06:01.562	14 -	52.720	+ 0.197	10:13:08.622
7 -	52.982	+ 0.459	10:06:54.544	15 -	52.913	+ 0.390	10:14:01.535
8 -	56.708	+ 4.185	10:07:51.252	16 -	59.690	+ 7.167	10:15:01.225
2	John EDWARDS-PARTON		E Ford Fiesta				
1 -	1:15.697	+ 20.565	10:01:42.913	9 -	55.875	+ 0.743	10:09:31.927
2 -	1:07.618	+ 12.486	10:02:50.531	10 -	55.735	+ 0.603	10:10:27.662
3 -	1:00.851	+ 5.719	10:03:51.382	11 -	55.523	+ 0.391	10:11:23.185
4 -	1:00.400	+ 5.268	10:04:51.782	12 -	55.463	+ 0.331	10:12:18.648
5 -	56.784	+ 1.652	10:05:48.566	13 -	55.261	+ 0.129	10:13:13.909
6 -	55.610	+ 0.478	10:06:44.176	14 -	55.132		10:14:09.041
7 -	55.756	+ 0.624	10:07:39.932	15 -	55.358	+ 0.226	10:15:04.399
8 -	56.120	+ 0.988	10:08:36.052				
8	Brian LILLEY		B Ford Sierra				
1 -	1:09.587	+ 15.407	10:01:29.005	7 -	54.945	+ 0.765	10:07:03.223
2 -	57.821	+ 3.641	10:02:26.826	8 -	54.273	+ 0.093	10:07:57.496
3 -	56.203	+ 2.023	10:03:23.029	9 -	54.431	+ 0.251	10:08:51.927
4 -	55.586	+ 1.406	10:04:18.615	10 -	54.825	+ 0.645	10:09:46.752
5 -	55.151	+ 0.971	10:05:13.766	11 -	54.180		10:10:40.932
6 -	54.512	+ 0.332	10:06:08.278				
12	Ian FROGGATT		A4 Subaru Impreza				
1 -	1:09.917	+ 18.073	10:01:38.599	9 -	52.617	+ 0.773	10:08:59.296
2 -	1:03.074	+ 11.230	10:02:41.673	10 -	53.724	+ 1.880	10:09:53.020
3 -	56.695	+ 4.851	10:03:38.368	11 -	52.551	+ 0.707	10:10:45.571
4 -	54.050	+ 2.206	10:04:32.418	12 -	51.844		10:11:37.415
5 -	54.029	+ 2.185	10:05:26.447	13 -	52.015	+ 0.171	10:12:29.430
6 -	53.730	+ 1.886	10:06:20.177	14 -	52.045	+ 0.201	10:13:21.475
7 -	53.759	+ 1.915	10:07:13.936	15 -	56.070	+ 4.226	10:14:17.545
8 -	52.743	+ 0.899	10:08:06.679	16 -	52.408	+ 0.564	10:15:09.953
13	Joss RONCHETTI		B Talbot Sunbeam Lotus				
1 -	1:06.910	+ 15.780	10:01:31.281	7 -	51.130		10:06:48.270
2 -	56.576	+ 5.446	10:02:27.857	8 -	51.168	+ 0.038	10:07:39.438
3 -	54.204	+ 3.074	10:03:22.061	9 -	52.608	+ 1.478	10:08:32.046
4 -	52.203	+ 1.073	10:04:14.264	10 -	52.360	+ 1.230	10:09:24.406
5 -	51.433	+ 0.303	10:05:05.697	11 -	2:27.806 P	+ 1:36.676	10:11:52.212
6 -	51.443	+ 0.313	10:05:57.140				
16	Vaughan FLETCHER		A4 Subaru Impreza				
1 -	1:14.327	+ 22.674	10:01:28.190	10 -	52.071	+ 0.418	10:09:38.260
2 -	57.753	+ 6.100	10:02:25.943	11 -	52.276	+ 0.623	10:10:30.536
3 -	58.331	+ 6.678	10:03:24.274	12 -	52.609	+ 0.956	10:11:23.145
4 -	54.598	+ 2.945	10:04:18.872	13 -	53.241	+ 1.588	10:12:16.386
5 -	57.725	+ 6.072	10:05:16.597	14 -	55.744	+ 4.091	10:13:12.130
6 -	52.233	+ 0.580	10:06:08.830	15 -	51.879	+ 0.226	10:14:04.009
7 -	52.435	+ 0.782	10:07:01.265	16 -	51.653		10:14:55.662
8 -	52.465	+ 0.812	10:07:53.730	17 -	51.709	+ 0.056	10:15:47.371
9 -	52.459	+ 0.806	10:08:46.189				
35	Stacy VICKERS		A2 Mazda RX7				
1 -	1:06.933	+ 13.796	10:01:42.000	7 -	1:55.619 P	+ 1:02.482	10:08:11.869
2 -	58.221	+ 5.084	10:02:40.221	8 -	1:02.477	+ 9.340	10:09:14.346
3 -	54.412	+ 1.275	10:03:34.633	9 -	53.353	+ 0.216	10:10:07.699
4 -	53.901	+ 0.764	10:04:28.534	10 -	53.432	+ 0.295	10:11:01.131

Weather / Track : Cloudy / Dry

Brands Hatch Indy
Circuit Length = 1.2079 miles
Start: 10:00 End: 10:15

Sub Zero / Wolf Classic Thunder Championship

QUALIFYING - RACE 17 - LAP ANALYSIS


5 -	53.842	+ 0.705	10:05:22.376	11 -	53.137		10:11:54.268
6 -	53.874	+ 0.737	10:06:16.250	12 -	56.591	+ 3.454	10:12:50.859
44	Rod BIRLEY A4 Ford Escort WRSC						
1 -	1:07.991	+ 18.413	10:01:24.405	4 -	49.578		10:03:59.179
2 -	54.409	+ 4.831	10:02:18.814	5 -	1:02.376	+ 12.798	10:05:01.555
3 -	50.787	+ 1.209	10:03:09.601	6 -	10:34.761 P	+ 9:45.183	10:15:36.316
47	Piers GRANGE D Ford Escort Mk2						
1 -	1:11.405	+ 16.666	10:01:42.371	8 -	54.837	+ 0.098	10:08:21.606
2 -	1:01.041	+ 6.302	10:02:43.412	9 -	55.158	+ 0.419	10:09:16.764
3 -	57.990	+ 3.251	10:03:41.402	10 -	54.746	+ 0.007	10:10:11.510
4 -	57.355	+ 2.616	10:04:38.757	11 -	55.023	+ 0.284	10:11:06.533
5 -	57.315	+ 2.576	10:05:36.072	12 -	55.311	+ 0.572	10:12:01.844
6 -	55.958	+ 1.219	10:06:32.030	13 -	55.692	+ 0.953	10:12:57.536
7 -	54.739		10:07:26.769	14 -	2:57.202 P	+ 2:02.463	10:15:54.738
55	Ilsa COX A2 Seat Leon Cupra						
1 -	1:22.476	+ 24.930	10:01:33.115	6 -	57.546		10:06:52.887
2 -	1:19.509	+ 21.963	10:02:52.624	7 -	1:04.136	+ 6.590	10:07:57.023
3 -	59.259	+ 1.713	10:03:51.883	8 -	59.015	+ 1.469	10:08:56.038
4 -	1:01.411	+ 3.865	10:04:53.294	9 -	58.280	+ 0.734	10:09:54.318
5 -	1:02.047	+ 4.501	10:05:55.341	10 -	57.771	+ 0.225	10:10:52.089
72	Garrie WHITTAKER B BMW E36 M3						
1 -	1:11.575	+ 19.432	10:01:32.241	6 -	52.261	+ 0.118	10:06:10.208
2 -	1:02.579	+ 10.436	10:02:34.820	7 -	52.453	+ 0.310	10:07:02.661
3 -	55.905	+ 3.762	10:03:30.725	8 -	52.143		10:07:54.804
4 -	54.362	+ 2.219	10:04:25.087	9 -	52.189	+ 0.046	10:08:46.993
5 -	52.860	+ 0.717	10:05:17.947				
74	Neil PHILPOTTS B Mitsubishi Starion						
1 -	1:06.457	+ 15.743	10:01:40.189	5 -	51.765	+ 1.051	10:05:13.110
2 -	55.373	+ 4.659	10:02:35.562	6 -	51.246	+ 0.532	10:06:04.356
3 -	53.738	+ 3.024	10:03:29.300	7 -	50.714		10:06:55.070
4 -	52.045	+ 1.331	10:04:21.345				
84	Alexander OWEN B Ford Sierra RS Cosworth						
1 -	1:17.061	+ 22.372	10:01:24.693	9 -	54.752	+ 0.063	10:09:09.838
2 -	1:00.184	+ 5.495	10:02:24.877	10 -	55.729	+ 1.040	10:10:05.567
3 -	1:06.369	+ 11.680	10:03:31.246	11 -	55.569	+ 0.880	10:11:01.136
4 -	57.489	+ 2.800	10:04:28.735	12 -	55.570	+ 0.881	10:11:56.706
5 -	57.616	+ 2.927	10:05:26.351	13 -	55.431	+ 0.742	10:12:52.137
6 -	56.570	+ 1.881	10:06:22.921	14 -	55.452	+ 0.763	10:13:47.589
7 -	55.837	+ 1.148	10:07:18.758	15 -	55.124	+ 0.435	10:14:42.713
8 -	56.328	+ 1.639	10:08:15.086	16 -	54.689		10:15:37.402
85	Brian COX B Seat Leon Cupra						
1 -	1:16.614	+ 23.630	10:01:28.413	8 -	53.012	+ 0.028	10:07:58.874
2 -	58.718	+ 5.734	10:02:27.131	9 -	53.364	+ 0.380	10:08:52.238
3 -	1:01.862	+ 8.878	10:03:28.993	10 -	53.535	+ 0.551	10:09:45.773
4 -	55.531	+ 2.547	10:04:24.524	11 -	52.984		10:10:38.757
5 -	54.313	+ 1.329	10:05:18.837	12 -	53.465	+ 0.481	10:11:32.222
6 -	53.715	+ 0.731	10:06:12.552	13 -	54.294	+ 1.310	10:12:26.516
7 -	53.310	+ 0.326	10:07:05.862	14 -	53.356	+ 0.372	10:13:19.872

Weather / Track : Cloudy / Dry

Brands Hatch Indy
Circuit Length = 1.2079 miles
Start: 10:00 End: 10:15

Sub Zero / Wolf Classic Thunder Championship

RACE 17 - GRID

ROW 7	55.132 2 John EDWARDS-PARTON	57.546 55 Ilsa COX
ROW 6	54.689 84 Alexander OWEN	54.739 47 Piers GRANGE
ROW 5	53.137 35 Stacy VICKERS	54.180 8 Brian LILLEY
ROW 4	52.523 1 Keith BUTCHER	52.984 85 Brian COX
ROW 3	51.844 12 Ian FROGGATT	52.143 72 Garrie WHITTAKER
ROW 2	51.130 13 Joss RONCHETTI	51.653 16 Vaughan FLETCHER
ROW 1	49.578 44 Rod BIRLEY	50.714 74 Neil PHILPOTTS
Pole		
		

Brands Hatch Indy
Circuit Length = 1.2079 miles

These results are provisional until the conclusion of any judicial and technical matters.

Clerk of Course :		Timekeeper :
-------------------	--	--------------

Sub Zero / Wolf Classic Thunder Championship

RACE 17 - CLASSIFICATION

POS	NO	CL	NAME	ENTRY	LAPS	TIME	GAP	DIFF	MPH	BEST	ON
1	44	A4	Rod BIRLEY	Ford Escort WRSC	24	20:42.902			83.97	50.512	7
2	13	B	Joss RONCHETTI	Talbot Sunbeam Lotus	24	20:44.260	1.358	1.358	83.87	50.803	10
3	74	B	Neil PHILPOTTS	Mitsubishi Starion	24	21:02.665	19.763	18.405	82.65	51.068	8
4	16	A4	Vaughan FLETCHER	Subaru Impreza	24	21:04.224	21.322	1.559	82.55	51.654	6
5	72	B	Garrie WHITTAKER	BMW E36 M3	24	21:18.786	35.884	14.562	81.61	51.897	21
6	1	B	Keith BUTCHER	Nissan Primera Supertouring	24	21:20.041	37.139	1.255	81.53	52.005	10
7	12	A4	Ian FROGGATT	Subaru Impreza	24	21:27.116	44.214	7.075	81.08	52.347	4
8	85	B	Brian COX	Seat Leon Cupra	23	20:44.646	1 lap	1 lap	80.35	52.474	20
9	47	D	Piers GRANGE	Ford Escort Mk2	22	20:46.828	2 laps	1 lap	76.73	55.422	17
10	2	E	John EDWARDS-PARTON	Ford Fiesta	22	20:47.140	2 laps	0.312	76.71	54.728	17

NOT CLASSIFIED

DNF	8	B	Brian LILLEY	Ford Sierra	22	20:13.374	2 laps		78.84	53.992	10
DNF	35	A2	Stacy VICKERS	Mazda RX7	7	6:23.787	17 laps	15 laps	79.31	53.225	7
DNF	84	B	Alexander OWEN	Ford Sierra RS Cosworth	6	5:43.148	18 laps	1 lap	76.03	54.366	3
DNF	55	A2	Ilsa COX	Seat Leon Cupra	1	1:45.507	23 laps	5 laps	41.21		

FASTEST LAP

44	A4	Rod BIRLEY	Ford Escort WRSC	7	50.512	86.09 mph	138.54 kph
13	B	Joss RONCHETTI	Talbot Sunbeam Lotus	10	50.803	85.59 mph	137.75 kph
35	A2	Stacy VICKERS	Mazda RX7	7	53.225	81.70 mph	131.48 kph
2	E	John EDWARDS-PARTON	Ford Fiesta	17	54.728	79.45 mph	127.87 kph
47	D	Piers GRANGE	Ford Escort Mk2	17	55.422	78.46 mph	126.27 kph

Weather / Track : Cloudy / Dry

These results are provisional until the conclusion of any judicial and technical matters.

Brands Hatch Indy

Circuit Length = 1.2079 miles

Start: 17:04 End: 17:26

Clerk of Course :	Timekeeper :
-------------------	--------------

Sub Zero / Wolf Classic Thunder Championship
RACE 17 - LAP CHART

Lap 1			Lap 2			Lap 3			Lap 4			Lap 5		
No	Behind	Laptime	No	Behind	Laptime	No	Behind	Laptime	No	Behind	Laptime	No	Behind	Laptime
74		57.910	74		52.810	74		51.785	74		52.463	74		52.008
44	1.406	59.316	44	1.032	52.436	44	0.551	51.304	44	0.080	51.992	44	0.418	52.346
13	1.801	59.711	13	1.660	52.669	13	1.521	51.646	13	0.755	51.697	13	1.264	52.517
16	1.811	59.721	16	2.139	53.138	16	2.440	52.086	16	2.215	52.238	16	2.403	52.196
12	3.667	1:01.577	12	4.655	53.798	12	6.093	53.223	12	5.977	52.347	12	6.645	52.676
1	4.185	1:02.095	1	5.435	54.060	1	6.869	53.219	1	7.018	52.612	1	7.598	52.588
35	4.736	1:02.646	35	5.691	53.765	35	7.338	53.432	35	8.393	53.518	35	9.789	53.404
8	4.762	1:02.672	8	6.921	54.969	8	9.405	54.269	8	11.430	54.488	72	12.073	51.985
84	6.115	1:04.025	84	8.854	55.549	84	11.435	54.366	72	12.096	52.538	8	13.514	54.092
85	6.493	1:04.403	85	8.926	55.243	72	12.021	53.450	84	13.665	54.693	84	16.159	54.502
47	9.648	1:07.558	72	10.356	53.224	85	12.957	55.816	85	14.228	53.734	85	16.173	53.953
72	9.942	1:07.852	47	14.626	57.788	47	19.924	57.083	47	24.132	56.671	47	28.239	56.115
2	10.534	1:08.444	2	15.328	57.604	2	20.443	56.900	2	24.661	56.681	2	28.964	56.311

Weather / Track : Cloudy / Dry

Brands Hatch Indy
 Circuit Length = 1.2079 miles
 Start: 17:04 End: 17:26

Sub Zero / Wolf Classic Thunder Championship
RACE 17 - LAP CHART

Lap 6			Lap 7			Lap 8			Lap 9			Lap 10		
No	Behind	Laptime	No	Behind	Laptime	No	Behind	Laptime	No	Behind	Laptime	No	Behind	Laptime
44		50.948	44		50.512	44		51.877	44		50.914	44		50.978
74	0.530	51.896	74	1.184	51.166	74	0.375	51.068	74	0.533	51.072	74	0.652	51.097
13	1.671	51.773	13	2.480	51.321	13	1.591	50.988	13	1.688	51.011	13	1.513	50.803
16	2.691	51.654	16	4.307	52.128	16	4.941	52.511	16	6.406	52.379	16	7.564	52.136
1	8.698	52.466	1	10.642	52.456	1	11.192	52.427	1	12.793	52.515	1	13.820	52.005
12	9.018	53.739	12	11.433	52.927	12	12.015	52.459	12	13.912	52.811	12	16.204	53.270
35	12.220	53.797	35	14.933	53.225	72	16.337	52.637	72	17.811	52.388	72	19.449	52.616
72	12.768	52.061	72	15.577	53.321	8	23.777	54.839	8	27.010	54.147	8	30.024	53.992
8	16.776	54.628	8	20.815	54.551	85	24.861	53.811	85	28.231	54.284	85	30.482	53.229
85	20.227	55.420	85	22.927	53.212	47	41.957	55.842	47	46.952	55.909			
84	24.806	1:00.013	47	37.992	56.037	2	42.582	55.906	2	47.548	55.880			
47	32.467	55.594	2	38.553	55.783									
2	33.282	55.684												

Weather / Track : Cloudy / Dry

Brands Hatch Indy
 Circuit Length = 1.2079 miles
 Start: 17:04 End: 17:26

Sub Zero / Wolf Classic Thunder Championship
RACE 17 - LAP CHART

Lap 11			Lap 12			Lap 13			Lap 14			Lap 15		
No	Behind	Laptime	No	Behind	Laptime	No	Behind	Laptime	No	Behind	Laptime	No	Behind	Laptime
44		51.272	44		51.591	44		51.270	44		51.568	44		51.359
47	1 LAP	56.486	74	1.054	51.160	74	1.917	52.133	74	1.864	51.515	13	2.409	51.393
74	1.485	52.105	13	1.788	51.874	13	2.252	51.734	13	2.375	51.691	74	3.540	53.035
13	1.505	51.264	47	1 LAP	55.980	47	1 LAP	56.050	16	12.317	52.909	16	13.172	52.214
2	1 LAP	57.147	2	1 LAP	55.493	16	10.976	52.534	47	1 LAP	55.727	47	1 LAP	55.777
16	8.646	52.354	16	9.712	52.657	2	1 LAP	56.939	2	1 LAP	56.466	2	1 LAP	55.292
1	15.212	52.664	1	16.143	52.522	1	17.728	52.855	1	19.811	53.651	1	21.586	53.134
12	17.886	52.954	12	19.077	52.782	12	21.214	53.407	12	22.352	52.706	12	23.615	52.622
72	21.140	52.963	72	22.184	52.635	72	23.877	52.963	72	24.847	52.538	72	25.944	52.456
8	33.039	54.287	85	35.450	53.514	85	37.468	53.288	85	39.064	53.164	85	41.010	53.305
85	33.527	54.317	8	36.158	54.710	8	39.044	54.156	8	41.480	54.004	8	44.753	54.632

Weather / Track : Cloudy / Dry

Brands Hatch Indy
 Circuit Length = 1.2079 miles
 Start: 17:04 End: 17:26

Sub Zero / Wolf Classic Thunder Championship
RACE 17 - LAP CHART

Lap 16			Lap 17			Lap 18			Lap 19			Lap 20		
No	Behind	Laptime	No	Behind	Laptime	No	Behind	Laptime	No	Behind	Laptime	No	Behind	Laptime
44		51.337	44		50.762	44		51.040	44		51.416	44		51.816
13	2.159	51.087	13	2.615	51.218	8	1 LAP	54.452	13	3.120	51.542	13	2.770	51.466
74	5.291	53.088	74	6.989	52.460	13	2.994	51.419	8	1 LAP	54.896	8	1 LAP	54.668
16	14.197	52.362	16	15.638	52.203	74	9.256	53.307	74	10.675	52.835	74	12.608	53.749
47	1 LAP	55.448	1	26.153	53.225	16	17.141	52.543	16	17.938	52.213	16	18.475	52.353
1	23.690	53.441	12	26.653	52.647	1	28.757	53.644	1	30.469	53.128	1	31.303	52.650
12	24.768	52.490	47	1 LAP	55.856	12	28.910	53.297	72	31.735	52.931	72	32.347	52.428
2	1 LAP	55.693	72	28.796	52.470	72	30.220	52.464	12	31.920	54.426	12	33.278	53.174
72	27.088	52.481	2	1 LAP	55.655	47	1 LAP	55.422	47	1 LAP	56.088	47	1 LAP	55.749
85	42.537	52.864	85	44.387	52.612	2	1 LAP	54.728	2	1 LAP	55.310	2	1 LAP	55.756
8	47.856	54.440				85	45.925	52.578	85	47.096	52.587	85	47.754	52.474

Weather / Track : Cloudy / Dry

Brands Hatch Indy
 Circuit Length = 1.2079 miles
 Start: 17:04 End: 17:26

Sub Zero / Wolf Classic Thunder Championship
RACE 17 - LAP CHART

Lap 21			Lap 22			Lap 23			Lap 24		
No	Behind	Laptime	No	Behind	Laptime	No	Behind	Laptime	No	Behind	Laptime
44		51.533	44		51.463	44		51.166	44		52.686
13	2.526	51.289	13	2.086	51.023	13	1.985	51.065	13	1.358	52.059
8	1 LAP	56.240	74	15.087	52.677	74	17.521	53.600	85	1 LAP	54.770
74	13.873	52.798	8	1 LAP	56.903	16	22.082	52.059	47	2 LAPS	57.241
16	19.740	52.798	16	21.189	52.912	8	1 LAP	57.339	2	2 LAPS	57.047
1	32.093	52.323	1	34.042	53.412	72	35.848	52.758	74	19.763	54.928
72	32.711	51.897	72	34.256	53.008	1	36.803	53.927	16	21.322	51.926
12	35.234	53.489	12	37.291	53.520	12	40.622	54.497	72	35.884	52.722
47	1 LAP	56.352	47	1 LAP	56.055				1	37.139	53.022
2	1 LAP	56.200	85	50.826	53.252				12	44.214	56.278
85	49.037	52.816	2	1 LAP	56.221						

Weather / Track : Cloudy / Dry

Brands Hatch Indy
 Circuit Length = 1.2079 miles
 Start: 17:04 End: 17:26

**Hammerite Racing Classic Group 1 Touring Car Championship i.a.w. Dunlop
QUALIFYING - RACE 14 - CLASSIFICATION**

POS	NO	CL	NAME	ENTRY	TIME	ON	LAPS	GAP	DIFF	MPH
1	4	B	Tim SCOTT ANDREWS	Rover Vitesse	56.570	13	14			76.87
2	6	B	Jim McLOUGHLIN	Ford Capri	56.839	8	11	0.269	0.269	76.50
3	5	B	Mark FOWLER	Chevrolet Camaro	57.145	12	13	0.575	0.306	76.09
4	55	A	David HOWARD	Jaguar XJ12	57.271	9	10	0.701	0.126	75.93
5	1	C	Steve CRIPPS	Ford Escort RS2000	57.445	12	15	0.875	0.174	75.70
6	22	B	William JENKINS	BMW 3.0 CSL	57.607	14	14	1.037	0.162	75.48
7	8	B	Riorden WELBY	Rover SD1	58.060	9	15	1.490	0.453	74.89
8	81	D	Andy JOHNSON	Volkswagen Golf	59.812	7	9	3.242	1.752	72.70
9	12	D	Tony CRATES	Ford Cortina Lotus Mk 2	1:01.004	6	13	4.434	1.192	71.28
10	89	B	Malc BEST	Ford Capri	1:04.476	2	2	7.906	3.472	67.44
11	32	E	Nic STRONG	Fiat 128 3P Berlinetta	1:09.761	11	13	13.191	5.285	62.33

Weather / Track : Cloudy / Dry
These results are provisional until the conclusion of any judicial and technical matters.

Brands Hatch Indy
 Circuit Length = 1.2079 miles
 Start: 10:21 End: 10:37

Clerk of Course :		Timekeeper :
-------------------	--	--------------

Hammerite Racing Classic Group 1 Touring Car Championship i.a.w. Dunlop

QUALIFYING - RACE 14 - LAP ANALYSIS

1	Steve CRIPPS		C Ford Escort RS2000				
1 -	1:10.998	+ 13.553	10:22:51.860	9 -	58.174	+ 0.729	10:30:42.217
2 -	1:01.792	+ 4.347	10:23:53.652	10 -	58.028	+ 0.583	10:31:40.245
3 -	59.620	+ 2.175	10:24:53.272	11 -	58.134	+ 0.689	10:32:38.379
4 -	58.924	+ 1.479	10:25:52.196	12 -	57.445		10:33:35.824
5 -	58.057	+ 0.612	10:26:50.253	13 -	57.513	+ 0.068	10:34:33.337
6 -	58.128	+ 0.683	10:27:48.381	14 -	58.501	+ 1.056	10:35:31.838
7 -	57.967	+ 0.522	10:28:46.348	15 -	59.263	+ 1.818	10:36:31.101
8 -	57.695	+ 0.250	10:29:44.043				
4	Tim SCOTT ANDREWS		B Rover Vitesse				
1 -	1:05.266	+ 8.696	10:22:32.220	8 -	57.170	+ 0.600	10:29:17.915
2 -	59.419	+ 2.849	10:23:31.639	9 -	57.122	+ 0.552	10:30:15.037
3 -	58.504	+ 1.934	10:24:30.143	10 -	58.402	+ 1.832	10:31:13.439
4 -	58.839	+ 2.269	10:25:28.982	11 -	1:01.548	+ 4.978	10:32:14.987
5 -	57.654	+ 1.084	10:26:26.636	12 -	56.819	+ 0.249	10:33:11.806
6 -	57.263	+ 0.693	10:27:23.899	13 -	56.570		10:34:08.376
7 -	56.846	+ 0.276	10:28:20.745	14 -	57.573	+ 1.003	10:35:05.949
5	Mark FOWLER		B Chevrolet Camaro				
1 -	1:23.974	+ 26.829	10:23:06.795	8 -	57.728	+ 0.583	10:30:19.396
2 -	1:19.536	+ 22.391	10:24:26.331	9 -	57.557	+ 0.412	10:31:16.953
3 -	1:04.536	+ 7.391	10:25:30.867	10 -	58.942	+ 1.797	10:32:15.895
4 -	57.814	+ 0.669	10:26:28.681	11 -	57.519	+ 0.374	10:33:13.414
5 -	57.723	+ 0.578	10:27:26.404	12 -	57.145		10:34:10.559
6 -	57.363	+ 0.218	10:28:23.767	13 -	58.195	+ 1.050	10:35:08.754
7 -	57.901	+ 0.756	10:29:21.668				
6	Jim McLOUGHLIN		B Ford Capri				
1 -	1:06.092	+ 9.253	10:22:34.776	7 -	1:04.874	+ 8.035	10:30:17.526
2 -	57.757	+ 0.918	10:23:32.533	8 -	56.839		10:31:14.365
3 -	57.912	+ 1.073	10:24:30.445	9 -	59.442	+ 2.603	10:32:13.807
4 -	57.269	+ 0.430	10:25:27.714	10 -	57.156	+ 0.317	10:33:10.963
5 -	57.270	+ 0.431	10:26:24.984	11 -	56.975	+ 0.136	10:34:07.938
6 -	2:47.668 P	+ 1:50.829	10:29:12.652				
8	Riorden WELBY		B Rover SD1				
1 -	1:07.526	+ 9.466	10:22:40.588	9 -	58.060		10:30:31.228
2 -	1:00.016	+ 1.956	10:23:40.604	10 -	59.125	+ 1.065	10:31:30.353
3 -	58.832	+ 0.772	10:24:39.436	11 -	59.267	+ 1.207	10:32:29.620
4 -	59.415	+ 1.355	10:25:38.851	12 -	59.601	+ 1.541	10:33:29.221
5 -	58.678	+ 0.618	10:26:37.529	13 -	59.972	+ 1.912	10:34:29.193
6 -	59.399	+ 1.339	10:27:36.928	14 -	1:00.227	+ 2.167	10:35:29.420
7 -	58.143	+ 0.083	10:28:35.071	15 -	1:00.209	+ 2.149	10:36:29.629
8 -	58.097	+ 0.037	10:29:33.168				
12	Tony CRATES		D Ford Cortina Lotus Mk 2				
1 -	1:11.598	+ 10.594	10:22:46.199	8 -	1:01.208	+ 0.204	10:29:58.640
2 -	1:03.319	+ 2.315	10:23:49.518	9 -	1:01.522	+ 0.518	10:31:00.162
3 -	1:02.054	+ 1.050	10:24:51.572	10 -	1:01.296	+ 0.292	10:32:01.458
4 -	1:02.300	+ 1.296	10:25:53.872	11 -	1:01.383	+ 0.379	10:33:02.841
5 -	1:01.369	+ 0.365	10:26:55.241	12 -	1:01.818	+ 0.814	10:34:04.659
6 -	1:01.004		10:27:56.245	13 -	1:01.553	+ 0.549	10:35:06.212
7 -	1:01.187	+ 0.183	10:28:57.432				
22	William JENKINS		B BMW 3.0 CSL				
1 -	1:08.053	+ 10.446	10:22:40.187	8 -	58.156	+ 0.549	10:29:29.484
2 -	59.374	+ 1.767	10:23:39.561	9 -	58.061	+ 0.454	10:30:27.545
3 -	58.362	+ 0.755	10:24:37.923	10 -	57.873	+ 0.266	10:31:25.418
4 -	58.652	+ 1.045	10:25:36.575	11 -	58.839	+ 1.232	10:32:24.257
5 -	58.373	+ 0.766	10:26:34.948	12 -	57.901	+ 0.294	10:33:22.158
6 -	58.283	+ 0.676	10:27:33.231	13 -	57.634	+ 0.027	10:34:19.792

Weather / Track : Cloudy / Dry

Brands Hatch Indy
Circuit Length = 1.2079 miles
Start: 10:21 End: 10:37

**Hammerite Racing Classic Group 1 Touring Car Championship i.a.w. Dunlop
QUALIFYING - RACE 14 - LAP ANALYSIS**


7 -	58.097	+ 0.490	10:28:31.328	14 -	57.607		10:35:17.399
32	Nic STRONG			E Fiat 128 3P Berlinetta			
1 -	1:20.309	+ 10.548	10:22:50.673	8 -	1:09.957	+ 0.196	10:31:16.517
2 -	1:14.216	+ 4.455	10:24:04.889	9 -	1:11.517	+ 1.756	10:32:28.034
3 -	1:13.242	+ 3.481	10:25:18.131	10 -	1:10.020	+ 0.259	10:33:38.054
4 -	1:13.713	+ 3.952	10:26:31.844	11 -	1:09.761		10:34:47.815
5 -	1:11.875	+ 2.114	10:27:43.719	12 -	1:10.487	+ 0.726	10:35:58.302
6 -	1:11.606	+ 1.845	10:28:55.325	13 -	1:12.688	+ 2.927	10:37:10.990
7 -	1:11.235	+ 1.474	10:30:06.560				
55	David HOWARD			A Jaguar XJ12			
1 -	1:07.969	+ 10.698	10:22:45.844	6 -	58.881	+ 1.610	10:27:49.605
2 -	59.541	+ 2.270	10:23:45.385	7 -	57.976	+ 0.705	10:28:47.581
3 -	1:00.735	+ 3.464	10:24:46.120	8 -	1:02.209	+ 4.938	10:29:49.790
4 -	1:00.998	+ 3.727	10:25:47.118	9 -	57.271		10:30:47.061
5 -	1:03.606	+ 6.335	10:26:50.724	10 -	1:35.734 P	+ 38.463	10:32:22.795
81	Andy JOHNSON			D Volkswagen Golf			
1 -	1:06.480	+ 6.668	10:22:42.530	6 -	1:00.019	+ 0.207	10:27:46.283
2 -	1:01.857	+ 2.045	10:23:44.387	7 -	59.812		10:28:46.095
3 -	1:01.163	+ 1.351	10:24:45.550	8 -	1:00.744	+ 0.932	10:29:46.839
4 -	1:00.333	+ 0.521	10:25:45.883	9 -	59.905	+ 0.093	10:30:46.744
5 -	1:00.381	+ 0.569	10:26:46.264				
89	Malc BEST			B Ford Capri			
1 -	1:12.573	+ 8.097	10:22:52.595	2 -	1:04.476		10:23:57.071

Weather / Track : Cloudy / Dry

Brands Hatch Indy
Circuit Length = 1.2079 miles
Start: 10:21 End: 10:37

Hammerite Racing Classic Group 1 Touring Car Championship i.a.w. Dunlop

RACE 14 - GRID

ROW 6	1:09.761 32 Nic STRONG	
ROW 5	1:01.004 12 Tony CRATES	1:04.476 89 Malc BEST
ROW 4	58.060 8 Riorden WELBY	59.812 81 Andy JOHNSON
ROW 3	57.445 1 Steve CRIPPS	57.607 22 William JENKINS
ROW 2	57.145 5 Mark FOWLER	57.271 55 David HOWARD
ROW 1	56.570 4 Tim SCOTT ANDREWS	56.839 6 Jim McLOUGHLIN
Pole		
		

Brands Hatch Indy
Circuit Length = 1.2079 miles

These results are provisional until the conclusion of any judicial and technical matters.

Clerk of Course :		Timekeeper :
-------------------	--	--------------

Hammerite Racing Classic Group 1 Touring Car Championship i.a.w. Dunlop

RACE 14 - CLASSIFICATION

POS	NO	CL	NAME	ENTRY	LAPS	TIME	GAP	DIFF	MPH	BEST	ON
1	4	B	Tim SCOTT ANDREWS	Rover Vitesse	21	20:06.228			75.70	56.665	16
2	6	B	Jim McLOUGHLIN	Ford Capri	21	20:10.686	4.458	4.458	75.42	57.080	11
3	22	B	William JENKINS	BMW 3.0 CSL	21	20:21.757	15.529	11.071	74.74	57.423	19
4	55	A	David HOWARD	Jaguar XJ12	21	20:22.367	16.139	0.610	74.70	56.771	17
5	1	C	Steve CRIPPS	Ford Escort RS2000	21	20:26.013	19.785	3.646	74.48	57.401	17
6	89	B	Malc BEST	Ford Capri	20	20:25.630	1 lap	1 lap	70.96	59.822	13
7	81	D	Andy JOHNSON	Volkswagen Golf	20	20:27.749	1 lap	2.119	70.83	59.895	14
8	32	E	Nic STRONG	Fiat 128 3P Berlinetta	18	20:44.374	3 laps	2 laps	62.90	1:07.400	8

NOT CLASSIFIED

DNF	8	B	Riorden WELBY	Rover SD1	18	17:32.132	3 laps		74.39	57.433	18
DNF	5	B	Mark FOWLER	Chevrolet Camaro	9	9:04.285	12 laps	9 laps	71.90	57.627	6

FASTEST LAP

4	B	Tim SCOTT ANDREWS	Rover Vitesse	16	56.665	76.74 mph	123.50 kph
55	A	David HOWARD	Jaguar XJ12	17	56.771	76.59 mph	123.27 kph
1	C	Steve CRIPPS	Ford Escort RS2000	17	57.401	75.75 mph	121.92 kph
81	D	Andy JOHNSON	Volkswagen Golf	14	59.895	72.60 mph	116.84 kph
32	E	Nic STRONG	Fiat 128 3P Berlinetta	8	1:07.400	64.51 mph	103.83 kph

Weather / Track : Cloudy / Dry

These results are provisional until the conclusion of any judicial and technical matters.

Brands Hatch Indy
Circuit Length = 1.2079 miles
Start: 15:11 End: 15:32

Clerk of Course :	Timekeeper :
-------------------	--------------

**Hammerite Racing Classic Group 1 Touring Car Championship i.a.w. Dunlop
RACE 14 - LAP CHART**

Lap 1			Lap 2			Lap 3			Lap 4			Lap 5		
No	Behind	Laptime	No	Behind	Laptime	No	Behind	Laptime	No	Behind	Laptime	No	Behind	Laptime
6		1:00.152	6		57.429	6		57.449	6		57.611	6		57.555
4	1.667	1:01.819	4	1.717	57.479	4	1.579	57.311	4	0.652	56.684	4	0.187	57.090
1	2.974	1:03.126	1	3.654	58.109	1	3.938	57.733	1	4.062	57.735	1	5.282	58.775
5	3.303	1:03.455	5	3.886	58.012	22	5.311	58.528	22	5.211	57.511	22	5.883	58.227
22	3.562	1:03.714	22	4.232	58.099	55	6.044	58.507	55	5.844	57.411	55	6.370	58.081
55	4.137	1:04.289	55	4.986	58.278	8	7.064	58.466	8	7.452	57.999	8	8.086	58.189
8	5.108	1:05.260	8	6.047	58.368	81	16.246	1:02.488	81	20.132	1:01.497	5	21.152	58.286
81	7.222	1:07.374	81	11.207	1:01.414	89	17.945	1:02.707	5	20.421	57.635	81	24.119	1:01.542
89	8.548	1:08.700	89	12.687	1:01.568	5	20.397	1:13.960	89	22.609	1:02.275	89	26.134	1:01.080
32	14.786	1:14.938	32	26.619	1:09.262	32	38.502	1:09.332	32	49.875	1:08.984			

Weather / Track : Cloudy / Dry

Brands Hatch Indy
Circuit Length = 1.2079 miles
Start: 15:11 End: 15:32

**Hammerite Racing Classic Group 1 Touring Car Championship i.a.w. Dunlop
RACE 14 - LAP CHART**

Lap 6			Lap 7			Lap 8			Lap 9			Lap 10		
No	Behind	Laptime	No	Behind	Laptime	No	Behind	Laptime	No	Behind	Laptime	No	Behind	Laptime
6		58.297	6		57.319	6		57.099	6		57.485	4		57.120
4	0.164	58.274	4	0.031	57.186	4	0.145	57.213	4	0.031	57.371	6	0.466	57.617
32	1 LAP	1:08.284	1	6.326	58.388	1	7.659	58.432	1	8.383	58.209	22	9.768	58.500
1	5.257	58.272	22	6.852	58.580	22	7.728	57.975	22	8.419	58.176	1	10.267	59.035
22	5.591	58.005	55	7.238	58.527	55	8.399	58.260	55	8.762	57.848	55	10.315	58.704
55	6.030	57.957	8	8.638	58.445	8	9.405	57.866	8	9.921	58.001	8	11.098	58.328
8	7.512	57.723	32	1 LAP	1:09.691	5	22.351	58.492	5	23.889	59.023	81	41.055	1:01.164
5	20.482	57.627	5	20.958	57.795	32	1 LAP	1:08.410	32	1 LAP	1:07.400	89	42.365	1:00.804
81	27.101	1:01.279	81	30.771	1:00.989	81	34.231	1:00.559	81	37.042	1:00.296	32	1 LAP	1:09.041
89	29.215	1:01.378	89	33.202	1:01.306	89	36.041	59.938	89	38.712	1:00.156			

Weather / Track : Cloudy / Dry

Brands Hatch Indy
Circuit Length = 1.2079 miles
Start: 15:11 End: 15:32

**Hammerite Racing Classic Group 1 Touring Car Championship i.a.w. Dunlop
RACE 14 - LAP CHART**

Lap 11			Lap 12			Lap 13			Lap 14			Lap 15		
No	Behind	Laptime	No	Behind	Laptime	No	Behind	Laptime	No	Behind	Laptime	No	Behind	Laptime
6		57.080	4		57.266	4		57.087	4		57.075	4		57.090
4	0.040	57.586	6	0.676	57.982	6	1.044	57.455	6	1.123	57.154	6	1.275	57.242
22	9.692	57.470	32	2 LAPS	1:08.850	22	10.840	57.847	22	11.596	57.831	22	12.162	57.656
55	10.448	57.679	22	10.080	57.694	32	2 LAPS	1:07.896	55	13.696	57.395	55	14.410	57.804
1	10.515	57.794	55	11.749	58.607	1	13.103	58.404	1	13.774	57.746	1	15.180	58.496
8	11.342	57.790	1	11.786	58.577	55	13.376	58.714	8	15.014	58.439	8	15.663	57.739
81	44.187	1:00.678	8	12.275	58.239	8	13.650	58.462	32	2 LAPS	1:10.202	32	2 LAPS	1:08.627
89	45.419	1:00.600	81	47.604	1:00.723	81	50.687	1:00.170	81	53.507	59.895			
			89	48.536	1:00.423	89	51.271	59.822	89	54.019	59.823			

Weather / Track : Cloudy / Dry

Brands Hatch Indy
Circuit Length = 1.2079 miles
Start: 15:11 End: 15:32

**Hammerite Racing Classic Group 1 Touring Car Championship i.a.w. Dunlop
RACE 14 - LAP CHART**

Lap 16			Lap 17			Lap 18			Lap 19			Lap 20		
No	Behind	Laptime	No	Behind	Laptime	No	Behind	Laptime	No	Behind	Laptime	No	Behind	Laptime
4		56.665	4		56.852	4		56.945	4		57.496	4		57.213
81	1 LAP	1:00.527	6	3.245	58.037	32	3 LAPS	1:07.855	6	3.402	57.337	6	3.734	57.545
89	1 LAP	1:00.217	89	1 LAP	1:01.494	6	3.561	57.261	89	1 LAP	1:00.359	89	1 LAP	1:00.663
6	2.060	57.450	81	1 LAP	1:02.866	89	1 LAP	1:00.222	81	1 LAP	1:00.584	22	15.181	57.716
22	13.424	57.927	22	14.181	57.609	81	1 LAP	59.994	32	3 LAPS	1:08.520	55	16.130	58.125
55	14.664	56.919	55	14.583	56.771	22	14.751	57.515	22	14.678	57.423	81	1 LAP	1:02.608
1	16.309	57.794	1	16.858	57.401	55	14.971	57.333	55	15.218	57.743	1	18.764	58.025
8	16.584	57.586	8	17.531	57.799	1	17.788	57.875	1	17.952	57.660	32	3 LAPS	1:10.817
32	2 LAPS	1:08.100				8	18.019	57.433						

Weather / Track : Cloudy / Dry

Brands Hatch Indy
Circuit Length = 1.2079 miles
Start: 15:11 End: 15:32

**Hammerite Racing Classic Group 1 Touring Car Championship i.a.w. Dunlop
RACE 14 - LAP CHART**

Lap 21		
No	Behind	Laptime
4		57.406
6	4.458	58.130
22	15.529	57.754
55	16.139	57.415
89	1 LAP	1:02.095
1	19.785	58.427
81	1 LAP	1:01.102
32	3 LAPS	1:08.165

Weather / Track : Cloudy / Dry

Brands Hatch Indy
Circuit Length = 1.2079 miles
Start: 15:11 End: 15:32