



NATIONAL CHAMPIONSHIP RACE MEETING

Thruxton

17th October 2010



Results Provided by Timing Solutions Ltd
www.tsl-timing.com



Protyre Formula Renault BARC Championship QUALIFYING - RACE 1 - CLASSIFICATION



POS	NO	CL	NAME	NAT	ENTRY	TIME	ON	LAPS	GAP	DIFF	MPH
1	41		Mitchell HALE	GBR	Fortec Motorsport	1:12.437	10	13			117.08
2	99		James THEODORE	GBR	Hillspeed	1:12.502	9	15	0.065	0.065	116.98
3	11		Dino ZAMPARELLI	GBR	Antel Motorsport	1:12.656	9	14	0.219	0.154	116.73
4	15		Alice POWELL	GBR	Hillspeed	1:12.763	8	9	0.326	0.107	116.56
5	23		Joseph REILLY	GBR	Fortec Motorsport	1:12.802	11	14	0.365	0.039	116.50
6	27		Luke WRIGHT	GBR	SWB Motorsport	1:12.997	11	12	0.560	0.195	116.19
7	4		Josh WEBSTER	GBR	Welch Motorsport	1:13.212	12	14	0.775	0.215	115.84
8	17		Matt DRAPER	GBR	Antel Motorsport	1:13.436	5	6	0.999	0.224	115.49
9	5	P	James BIRCH	GBR	Driver	1:13.731	11	15	1.294	0.295	115.03
10	33		Jake RATENBURY	GBR	Mtech	1:13.800	15	15	1.363	0.069	114.92
11	18		Steven DURRANT	GBR	RPD Motorsport	1:13.896	12	13	1.459	0.096	114.77
12	36		James THORP	GBR	Mtech	1:13.977	13	14	1.540	0.081	114.65
13	3		Jack PIPER	GBR	Welch Motorsport	1:15.117	11	11	2.680	1.140	112.91
14	12		Roman BEREGECH	RUS	Antel Motorsport	1:15.117	14	14	2.680	0.000	112.91
15	44		Josephine FERRADA	GER	Hillspeed	1:15.210	9	11	2.773	0.093	112.77
16	7		Kourosh KHANI	IRI	Welch Motorsport	1:15.363	6	8	2.926	0.153	112.54
17	28		Andrew JARMAN	GBR	SWB Motorsport	1:15.457	4	12	3.020	0.094	112.40
18	8		Sazlan SIRAJUDIN	MAL	Uniq Racing with Triple Eight	1:15.654	14	14	3.217	0.197	112.10

Car 44 - Transponder NOT working

Weather / Track : Cloudy / Dry

These results are provisional until the conclusion of any judicial and technical matters.

Thruxton

Circuit Length = 2.3560 miles

Start: 09:01 End: 09:23

Clerk of Course :

Timekeeper :



Protyre Formula Renault BARC Championship

QUALIFYING - RACE 1 - LAP ANALYSIS

3	Jack PIPER (GBR)			Welch Motorsport			
1 -	1:31.453	+ 16.336	9:05:36.921	7 -	1:16.048	+ 0.931	9:13:27.925
2 -	1:23.623	+ 8.506	9:07:00.544	8 -	4:25.434	+ 3:10.317	9:17:53.359
3 -	1:19.079	+ 3.962	9:08:19.623	9 -	1:25.662	+ 10.545	9:19:19.021
4 -	1:18.443	+ 3.326	9:09:38.066	10 -	1:18.112	+ 2.995	9:20:37.133
5 -	1:17.300	+ 2.183	9:10:55.366	11 -	1:15.117		9:21:52.250
6 -	1:16.511	+ 1.394	9:12:11.877				
4	Josh WEBSTER (GBR)			Welch Motorsport			
1 -	1:35.152	+ 21.940	9:05:32.967	8 -	1:14.360	+ 1.148	9:14:19.745
2 -	1:19.353	+ 6.141	9:06:52.320	9 -	1:13.561	+ 0.349	9:15:33.306
3 -	1:16.479	+ 3.267	9:08:08.799	10 -	1:14.410	+ 1.198	9:16:47.716
4 -	1:14.963	+ 1.751	9:09:23.762	11 -	1:14.391	+ 1.179	9:18:02.107
5 -	1:13.693	+ 0.481	9:10:37.455	12 -	1:13.212		9:19:15.319
6 -	1:14.486	+ 1.274	9:11:51.941	13 -	1:13.874	+ 0.662	9:20:29.193
7 -	1:13.444	+ 0.232	9:13:05.385	14 -	1:13.990	+ 0.778	9:21:43.183
5	James BIRCH (GBR)			P Driver			
1 -	2:00.736	+ 47.005	9:03:45.778	9 -	1:18.404	+ 4.673	9:14:14.069
2 -	1:26.662	+ 12.931	9:05:12.440	10 -	1:14.272	+ 0.541	9:15:28.341
3 -	1:20.276	+ 6.545	9:06:32.716	11 -	1:13.731		9:16:42.072
4 -	1:23.571	+ 9.840	9:07:56.287	12 -	1:16.966	+ 3.235	9:17:59.038
5 -	1:16.124	+ 2.393	9:09:12.411	13 -	1:14.099	+ 0.368	9:19:13.137
6 -	1:14.718	+ 0.987	9:10:27.129	14 -	1:14.024	+ 0.293	9:20:27.161
7 -	1:14.253	+ 0.522	9:11:41.382	15 -	1:13.790	+ 0.059	9:21:40.951
8 -	1:14.283	+ 0.552	9:12:55.665				
7	Kourosh KHANI (IRI)			Welch Motorsport			
1 -	2:05.630	+ 50.267	9:03:53.597	5 -	1:27.649	+ 12.286	9:09:35.997
2 -	1:36.445	+ 21.082	9:05:30.042	6 -	1:15.363		9:10:51.360
3 -	1:19.703	+ 4.340	9:06:49.745	7 -	2:43.739	+ 1:28.376	9:13:35.099
4 -	1:18.603	+ 3.240	9:08:08.348	8 -	1:30.795	+ 15.432	9:15:05.894
8	Sazlan SIRAJUDIN (MAL)			Uniq Racing with Triple Eight			
1 -	1:23.568	+ 7.914	9:05:51.577	8 -	1:17.524	+ 1.870	9:15:01.063
2 -	1:20.677	+ 5.023	9:07:12.254	9 -	1:16.429	+ 0.775	9:16:17.492
3 -	1:21.909	+ 6.255	9:08:34.163	10 -	1:17.275	+ 1.621	9:17:34.767
4 -	1:18.256	+ 2.602	9:09:52.419	11 -	1:16.303	+ 0.649	9:18:51.070
5 -	1:17.518	+ 1.864	9:11:09.937	12 -	1:16.681	+ 1.027	9:20:07.751
6 -	1:17.082	+ 1.428	9:12:27.019	13 -	1:16.139	+ 0.485	9:21:23.890
7 -	1:16.520	+ 0.866	9:13:43.539	14 -	1:15.654		9:22:39.544
11	Dino ZAMPARELLI (GBR)			Antel Motorsport			
1 -	1:28.862	+ 16.206	9:05:31.171	8 -	1:13.607	+ 0.951	9:14:16.758
2 -	1:19.218	+ 6.562	9:06:50.389	9 -	1:12.656		9:15:29.414
3 -	1:14.989	+ 2.333	9:08:05.378	10 -	1:12.924	+ 0.268	9:16:42.338
4 -	1:13.840	+ 1.184	9:09:19.218	11 -	1:23.534	+ 10.878	9:18:05.872
5 -	1:13.190	+ 0.534	9:10:32.408	12 -	1:13.859	+ 1.203	9:19:19.731
6 -	1:17.814	+ 5.158	9:11:50.222	13 -	1:15.293	+ 2.637	9:20:35.024
7 -	1:12.929	+ 0.273	9:13:03.151	14 -	1:12.838	+ 0.182	9:21:47.862
12	Roman BEREGECH (RUS)			Antel Motorsport			
1 -	1:30.441	+ 15.324	9:05:39.925	8 -	1:15.730	+ 0.613	9:14:49.428
2 -	1:20.989	+ 5.872	9:07:00.914	9 -	1:15.339	+ 0.222	9:16:04.767
3 -	1:19.238	+ 4.121	9:08:20.152	10 -	1:15.491	+ 0.374	9:17:20.258
4 -	1:18.539	+ 3.422	9:09:38.691	11 -	1:15.571	+ 0.454	9:18:35.829
5 -	1:20.853	+ 5.736	9:10:59.544	12 -	1:15.868	+ 0.751	9:19:51.697
6 -	1:17.701	+ 2.584	9:12:17.245	13 -	1:15.477	+ 0.360	9:21:07.174
7 -	1:16.453	+ 1.336	9:13:33.698	14 -	1:15.117		9:22:22.291
15	Alice POWELL (GBR)			Hillspeed			
1 -	2:02.020	+ 49.257	9:12:09.019	6 -	1:12.789	+ 0.026	9:18:36.511

Car 44 - Transponder NOT working

Weather / Track : Cloudy / Dry

Thruxton

Circuit Length = 2.3560 miles

Start: 09:01 End: 09:23

Protyre Formula Renault BARC Championship

QUALIFYING - RACE 1 - LAP ANALYSIS

2 -	1:33.479	+ 20.716	9:13:42.498	7 -	1:13.158	+ 0.395	9:19:49.669
3 -	1:14.877	+ 2.114	9:14:57.375	8 -	1:12.763		9:21:02.432
4 -	1:13.220	+ 0.457	9:16:10.595	9 -	1:13.003	+ 0.240	9:22:15.435
5 -	1:13.127	+ 0.364	9:17:23.722				
17	Matt DRAPER (GBR)			Antel Motorsport			
1 -	1:27.868	+ 14.432	9:05:33.554	4 -	1:15.924	+ 2.488	9:09:25.151
2 -	1:20.769	+ 7.333	9:06:54.323	5 -	1:13.436		9:10:38.587
3 -	1:14.904	+ 1.468	9:08:09.227	6 -	1:15.630	+ 2.194	9:11:54.217
18	Steven DURRANT (GBR)			RPD Motorsport			
1 -	2:03.060	+ 49.164	9:04:19.511	8 -	1:15.601	+ 1.705	9:15:53.304
2 -	1:29.288	+ 15.392	9:05:48.799	9 -	1:16.678	+ 2.782	9:17:09.982
3 -	1:21.819	+ 7.923	9:07:10.618	10 -	1:14.986	+ 1.090	9:18:24.968
4 -	1:18.973	+ 5.077	9:08:29.591	11 -	1:14.399	+ 0.503	9:19:39.367
5 -	1:17.795	+ 3.899	9:09:47.386	12 -	1:13.896		9:20:53.263
6 -	1:16.862	+ 2.966	9:11:04.248	13 -	1:14.307	+ 0.411	9:22:07.570
7 -	3:33.455	+ 2:19.559	9:14:37.703				
23	Joseph REILLY (GBR)			Fortec Motorsport			
1 -	1:48.700	+ 35.898	9:03:44.173	8 -	1:34.645	+ 21.843	9:14:21.763
2 -	1:25.048	+ 12.246	9:05:09.221	9 -	1:14.686	+ 1.884	9:15:36.449
3 -	1:18.809	+ 6.007	9:06:28.030	10 -	1:13.165	+ 0.363	9:16:49.614
4 -	1:16.649	+ 3.847	9:07:44.679	11 -	1:12.802		9:18:02.416
5 -	1:14.324	+ 1.522	9:08:59.003	12 -	1:13.455	+ 0.653	9:19:15.871
6 -	1:13.871	+ 1.069	9:10:12.874	13 -	1:13.119	+ 0.317	9:20:28.990
7 -	2:34.244	+ 1:21.442	9:12:47.118	14 -	1:13.115	+ 0.313	9:21:42.105
27	Luke WRIGHT (GBR)			SWB Motorsport			
1 -	1:54.895	+ 41.898	9:03:59.759	7 -	5:11.659	+ 3:58.662	9:15:32.907
2 -	1:24.506	+ 11.509	9:05:24.265	8 -	1:17.935	+ 4.938	9:16:50.842
3 -	1:16.097	+ 3.100	9:06:40.362	9 -	1:13.186	+ 0.189	9:18:04.028
4 -	1:13.750	+ 0.753	9:07:54.112	10 -	1:13.434	+ 0.437	9:19:17.462
5 -	1:13.484	+ 0.487	9:09:07.596	11 -	1:12.997		9:20:30.459
6 -	1:13.652	+ 0.655	9:10:21.248	12 -	1:13.365	+ 0.368	9:21:43.824
28	Andrew JARMAN (GBR)			SWB Motorsport			
1 -	1:28.844	+ 13.387	9:05:38.408	7 -	1:17.291	+ 1.834	9:13:20.638
2 -	1:20.255	+ 4.798	9:06:58.663	8 -	1:16.777	+ 1.320	9:14:37.415
3 -	1:17.231	+ 1.774	9:08:15.894	9 -	1:16.492	+ 1.035	9:15:53.907
4 -	1:15.457		9:09:31.351	10 -	4:21.718	+ 3:06.261	9:20:15.625
5 -	1:16.291	+ 0.834	9:10:47.642	11 -	1:17.055	+ 1.598	9:21:32.680
6 -	1:15.705	+ 0.248	9:12:03.347	12 -	1:16.867	+ 1.410	9:22:49.547
33	Jake RATENBURY (GBR)			Mtech			
1 -	1:57.828	+ 44.028	9:03:41.877	9 -	1:15.087	+ 1.287	9:14:10.463
2 -	1:35.277	+ 21.477	9:05:17.154	10 -	1:14.954	+ 1.154	9:15:25.417
3 -	1:19.799	+ 5.999	9:06:36.953	11 -	1:14.306	+ 0.506	9:16:39.723
4 -	1:16.595	+ 2.795	9:07:53.548	12 -	1:15.113	+ 1.313	9:17:54.836
5 -	1:15.950	+ 2.150	9:09:09.498	13 -	1:22.223	+ 8.423	9:19:17.059
6 -	1:15.415	+ 1.615	9:10:24.913	14 -	1:14.799	+ 0.999	9:20:31.858
7 -	1:15.371	+ 1.571	9:11:40.284	15 -	1:13.800		9:21:45.658
8 -	1:15.092	+ 1.292	9:12:55.376				
36	James THORP (GBR)			Mtech			
1 -	1:30.979	+ 17.002	9:05:19.729	8 -	1:14.925	+ 0.948	9:14:27.806
2 -	1:22.978	+ 9.001	9:06:42.707	9 -	1:15.160	+ 1.183	9:15:42.966
3 -	1:19.140	+ 5.163	9:08:01.847	10 -	1:14.163	+ 0.186	9:16:57.129
4 -	1:18.420	+ 4.443	9:09:20.267	11 -	1:14.421	+ 0.444	9:18:11.550
5 -	1:16.468	+ 2.491	9:10:36.735	12 -	1:14.091	+ 0.114	9:19:25.641
6 -	1:20.312	+ 6.335	9:11:57.047	13 -	1:13.977		9:20:39.618
7 -	1:15.834	+ 1.857	9:13:12.881	14 -	1:14.021	+ 0.044	9:21:53.639

Car 44 - Transponder NOT working

Weather / Track : Cloudy / Dry

Thruxton

Circuit Length = 2.3560 miles

Start: 09:01 End: 09:23

Protyre Formula Renault BARC Championship
QUALIFYING - RACE 1 - LAP ANALYSIS

41	Mitchell HALE (GBR)			Fortec Motorsport			
1 -	1:44.050	+ 31.613	9:03:37.609	8 -	1:15.778	+ 3.341	9:15:35.758
2 -	1:21.260	+ 8.823	9:04:58.869	9 -	1:13.225	+ 0.788	9:16:48.983
3 -	1:15.923	+ 3.486	9:06:14.792	10 -	1:12.437		9:18:01.420
4 -	1:14.124	+ 1.687	9:07:28.916	11 -	1:12.884	+ 0.447	9:19:14.304
5 -	1:13.392	+ 0.955	9:08:42.308	12 -	1:14.460	+ 2.023	9:20:28.764
6 -	1:12.847	+ 0.410	9:09:55.155	13 -	1:12.860	+ 0.423	9:21:41.624
7 -	4:24.825	+ 3:12.388	9:14:19.980				
44	Josephine FERRADA (GER)			Hillspeed			
1 -	1:31.115	+ 15.905	9:05:23.132	7 -	3:51.753	+ 2:36.543	9:17:11.671
2 -	1:24.567	+ 9.357	9:06:47.699	8 -	1:15.682	+ 0.472	9:18:27.353
3 -	2:41.006	+ 1:25.796	9:09:28.705	9 -	1:15.210		9:19:42.563
4 -	1:19.303	+ 4.093	9:10:48.008	10 -	1:15.766	+ 0.556	9:20:58.329
5 -	1:16.357	+ 1.147	9:12:04.365	11 -	1:16.261	+ 1.051	9:22:14.590
6 -	1:15.553	+ 0.343	9:13:19.918				
99	James THEODORE (GBR)			Hillspeed			
1 -	1:43.167	+ 30.665	9:04:26.713	9 -	1:12.502		9:14:51.209
2 -	1:22.375	+ 9.873	9:05:49.088	10 -	1:12.816	+ 0.314	9:16:04.025
3 -	1:17.479	+ 4.977	9:07:06.567	11 -	1:13.216	+ 0.714	9:17:17.241
4 -	1:13.743	+ 1.241	9:08:20.310	12 -	1:27.215	+ 14.713	9:18:44.456
5 -	1:14.509	+ 2.007	9:09:34.819	13 -	1:12.799	+ 0.297	9:19:57.255
6 -	1:15.593	+ 3.091	9:10:50.412	14 -	1:12.928	+ 0.426	9:21:10.183
7 -	1:35.093	+ 22.591	9:12:25.505	15 -	1:22.819	+ 10.317	9:22:33.002
8 -	1:13.202	+ 0.700	9:13:38.707				

Car 44 - Transponder NOT working

Weather / Track : Cloudy / Dry

Thruxton
 Circuit Length = 2.3560 miles
 Start: 09:01 End: 09:23



Protyre Formula Renault BARC Championship RACE 1 - GRID



ROW 9	1:15.457 28 Andrew JARMAN	1:15.654 8 Sazlan SIRAJUDIN
ROW 8	1:15.210 44 Josephine FERRADA	1:15.363 7 Kourosh KHANI
ROW 7	1:15.117 3 Jack PIPER	1:15.117 12 Roman BEREGECH
ROW 6	1:13.896 18 Steven DURRANT	1:13.977 36 James THORP
ROW 5	1:13.731 5 James BIRCH	1:13.800 33 Jake RATENBURY
ROW 4	1:13.212 4 Josh WEBSTER	1:13.436 17 Matt DRAPER
ROW 3	1:12.802 23 Joseph REILLY	1:12.997 27 Luke WRIGHT
ROW 2	1:12.656 11 Dino ZAMPARELLI	1:12.763 15 Alice POWELL
ROW 1	1:12.437 41 Mitchell HALE	1:12.502 99 James THEODORE
Pole		

Thruxton
Circuit Length = 2.3560 miles

These results are provisional until the conclusion of any judicial and technical matters.

Clerk of Course :		Timekeeper :
-------------------	--	--------------

Printed - 09.33 Sunday, 17 October 2010



Protyre Formula Renault BARC Championship RACE 1 - CLASSIFICATION



POS	NO	CL	NAME	NAT	ENTRY	LAPS	TIME	GAP	DIFF	MPH	BEST	ON
1	99		James THEODORE	GBR	Hillspeed	16	21:37.443			104.59	1:12.882	3
2	15		Alice POWELL	GBR	Hillspeed	16	21:41.138	3.695	3.695	104.29	1:13.203	12
3	27		Luke WRIGHT	GBR	SWB Motorsport	16	21:43.881	6.438	2.743	104.07	1:13.592	10
4	4		Josh WEBSTER	GBR	Welch Motorsport	16	21:45.404	7.961	1.523	103.95	1:13.644	10
5	5	P	James BIRCH	GBR	Driver	16	21:45.845	8.402	0.441	103.92	1:13.581	13
6	11		Dino ZAMPARELLI	GBR	Antel Motorsport	16	21:51.243	13.800	5.398	103.49	1:12.940	9
7	36		James THORP	GBR	Mtech	16	21:53.810	16.367	2.567	103.29	1:13.944	10
8	41		Mitchell HALE	GBR	Fortec Motorsport	16	21:57.516	20.073	3.706	103.00	1:13.505	12
9	12		Roman BEREGECH	RUS	Antel Motorsport	16	22:03.938	26.495	6.422	102.50	1:15.100	11
10	17		Matt DRAPER	GBR	Antel Motorsport	16	22:04.200	26.757	0.262	102.48	1:15.172	7
11	23		Joseph REILLY	GBR	Fortec Motorsport	16	22:05.460	28.017	1.260	102.38	1:12.934	3
12	3		Jack PIPER	GBR	Welch Motorsport	16	22:08.048	30.605	2.588	102.18	1:15.295	9
13	28		Andrew JARMAN	GBR	SWB Motorsport	16	22:08.535	31.092	0.487	102.14	1:15.128	10
14	7		Kourosh KHANI	IRI	Welch Motorsport	16	22:08.775	31.332	0.240	102.12	1:14.744	4
15	44		Josephine FERRADA	GER	Hillspeed	16	22:28.351	50.908	19.576	100.64	1:14.900	10
16	8		Sazlan SIRAJUDIN	MAL	Uniq Racing with Triple Eight	16	23:18.455	1:41.012	50.104	97.03	1:15.010	10
NOT CLASSIFIED												
DNF	18		Steven DURRANT	GBR	RPD Motorsport	13	18:07.068	3 laps	3 laps	101.42	1:13.964	9
DNF	33		Jake RATENBURY	GBR	Mtech	2	2:39.477	14 laps	11 laps	106.36	1:16.071	2
FASTEST LAP												
	99		James THEODORE	GBR	Hillspeed	3	1:12.882		116.37 mph		187.28 kph	
	5	P	James BIRCH	GBR	Driver	13	1:13.581		115.26 mph		185.50 kph	

Weather / Track : Cloudy / Dry
 These results are provisional until the conclusion of any judicial and technical matters.

Thruxton
 Circuit Length = 2.3560 miles
 Start: 12:34 End: 12:57

Clerk of Course :		Timekeeper :
-------------------	--	--------------



Protyre Formula Renault BARC Championship

RACE 1 - LAP CHART

Lap 1			Lap 2			Lap 3			Lap 4			Lap 5		
No	Behind	Laptime	No	Behind	Laptime	No	Behind	Laptime	No	Behind	Laptime	No	Behind	Laptime
99		1:17.845	99		1:13.448	99		1:12.882	99		1:13.199	99		2:11.449
23	1.561	1:19.406	23	1.326	1:13.213	23	1.378	1:12.934	23	1.159	1:12.980	23	0.860	2:11.150
41	1.563	1:19.408	15	2.851	1:14.232	27	5.284	1:15.062	15	5.946	1:13.849	15	2.301	2:07.804
15	2.067	1:19.912	27	3.104	1:14.075	15	5.296	1:15.327	27	6.216	1:14.131	27	3.041	2:08.274
27	2.477	1:20.322	11	3.489	1:14.018	11	5.334	1:14.727	41	6.613	1:14.068	41	3.881	2:08.717
4	2.767	1:20.612	41	3.704	1:15.589	41	5.744	1:14.922	11	6.923	1:14.788	11	4.838	2:09.364
11	2.919	1:20.764	4	4.077	1:14.758	4	5.995	1:14.800	4	7.333	1:14.537	4	5.319	2:09.435
5	4.110	1:21.955	5	4.907	1:14.245	5	6.840	1:14.815	5	8.265	1:14.624	5	6.143	2:09.327
17	4.549	1:22.394	17	7.519	1:16.418	18	10.832	1:15.876	18	12.657	1:15.024	18	6.875	2:05.667
18	5.029	1:22.874	18	7.838	1:16.257	17	11.064	1:16.427	17	13.561	1:15.696	17	8.022	2:05.910
33	5.561	1:23.406	33	8.184	1:16.071	12	11.835	1:15.867	12	14.000	1:15.364	12	8.630	2:06.079
12	6.300	1:24.145	12	8.850	1:15.998	36	12.275	1:14.244	36	14.274	1:15.198	36	11.179	2:08.354
3	8.827	1:26.672	36	10.913	1:15.258	3	16.155	1:16.211	3	19.512	1:16.556	3	12.490	2:04.427
36	9.103	1:26.948	3	12.826	1:17.447	8	16.751	1:16.638	8	19.632	1:16.080	8	13.912	2:05.729
8	9.770	1:27.615	8	12.995	1:16.673	28	16.846	1:15.575	28	20.041	1:16.394	28	15.085	2:06.493
44	10.016	1:27.861	28	14.153	1:17.549	44	17.415	1:15.858	44	21.064	1:16.848	44	15.505	2:05.890
28	10.052	1:27.897	44	14.439	1:17.871	7	24.084	1:15.363	7	25.629	1:14.744	7	16.537	2:02.357
7	19.106	1:36.951	7	21.603	1:15.945									

Weather / Track : Cloudy / Dry

Thruxton
Circuit Length = 2.3560 miles
Start: 12:34 End: 12:57

Protyre Formula Renault BARC Championship
RACE 1 - LAP CHART

Lap 6			Lap 7			Lap 8			Lap 9			Lap 10		
No	Behind	Laptime	No	Behind	Laptime	No	Behind	Laptime	No	Behind	Laptime	No	Behind	Laptime
99		2:13.092	99		1:13.426	99		1:13.420	99		1:13.713	99		1:13.941
23	0.496	2:12.728	23	0.534	1:13.464	23	0.330	1:13.216	23	0.294	1:13.677	23	0.628	1:14.275
15	0.935	2:11.726	27	1.816	1:14.098	27	2.486	1:14.090	15	2.626	1:13.486	15	2.126	1:13.441
27	1.144	2:11.195	15	2.087	1:14.578	15	2.853	1:14.186	27	2.886	1:14.113	27	2.537	1:13.592
41	1.470	2:10.681	41	2.619	1:14.575	41	3.318	1:14.119	41	3.202	1:13.597	41	3.400	1:14.139
11	1.634	2:09.888	11	3.629	1:15.421	11	4.343	1:14.134	11	3.570	1:12.940	11	3.706	1:14.077
4	2.262	2:10.035	4	3.641	1:14.805	4	4.888	1:14.667	4	4.905	1:13.730	4	4.608	1:13.644
5	2.610	2:09.559	5	4.445	1:15.261	5	5.134	1:14.109	5	5.461	1:14.040	5	5.327	1:13.807
18	2.852	2:09.069	18	4.937	1:15.511	18	5.954	1:14.437	18	6.205	1:13.964	18	6.438	1:14.174
17	3.566	2:08.636	17	5.312	1:15.172	17	7.675	1:15.783	36	9.699	1:14.635	36	9.702	1:13.944
12	4.579	2:09.041	12	6.503	1:15.350	36	8.777	1:15.432	17	10.233	1:16.271	17	11.947	1:15.655
36	5.246	2:07.159	36	6.765	1:14.945	12	9.470	1:16.387	12	11.506	1:15.749	12	12.691	1:15.126
3	6.605	2:07.207	3	9.632	1:16.453	3	11.786	1:15.574	3	13.368	1:15.295	3	14.976	1:15.549
8	7.144	2:06.324	28	9.966	1:15.645	28	12.280	1:15.734	28	14.075	1:15.508	28	15.262	1:15.128
28	7.747	2:05.754	8	10.274	1:16.556	8	13.037	1:16.183	44	14.526	1:15.184	44	15.485	1:14.900
44	8.361	2:05.948	44	10.629	1:15.694	44	13.055	1:15.846	7	15.255	1:15.426	7	17.243	1:15.929
7	8.619	2:05.174	7	11.155	1:15.962	7	13.542	1:15.807	8	16.490	1:17.166	8	17.559	1:15.010

Weather / Track : Cloudy / Dry

Thruxton
 Circuit Length = 2.3560 miles
 Start: 12:34 End: 12:57

Protyre Formula Renault BARC Championship

RACE 1 - LAP CHART

Lap 11			Lap 12			Lap 13			Lap 14			Lap 15		
No	Behind	Laptime	No	Behind	Laptime	No	Behind	Laptime	No	Behind	Laptime	No	Behind	Laptime
99		1:13.420	99		1:13.486	99		1:13.474	99		1:13.288	99		1:13.446
23	0.590	1:13.382	23	0.409	1:13.305	23	1.317	1:14.382	15	2.838	1:14.580	15	3.389	1:13.997
15	2.050	1:13.344	15	1.767	1:13.203	15	1.546	1:13.253	23	3.227	1:15.198	27	5.712	1:15.041
27	2.768	1:13.651	27	3.113	1:13.831	11	3.575	1:13.309	27	4.117	1:13.733	4	7.506	1:14.330
11	4.106	1:13.820	11	3.740	1:13.120	27	3.672	1:14.033	11	4.172	1:13.885	5	7.924	1:13.942
4	5.123	1:13.935	4	5.535	1:13.898	4	6.039	1:13.978	4	6.622	1:13.871	11	12.211	1:21.485
5	6.429	1:14.522	5	6.748	1:13.805	5	6.855	1:13.581	5	7.428	1:13.861	36	15.110	1:15.480
18	7.552	1:14.534	18	8.093	1:14.027	18	10.273	1:15.654	36	13.076	1:14.586	41	19.159	1:14.024
36	10.430	1:14.148	36	11.114	1:14.170	36	11.778	1:14.138	41	18.581	1:13.794	12	24.293	1:15.845
12	14.371	1:15.100	12	17.243	1:16.358	41	18.075	1:14.183	12	21.894	1:15.785	17	24.464	1:15.601
17	14.491	1:15.964	41	17.366	1:13.505	12	19.397	1:15.628	17	22.309	1:16.038	23	26.722	1:36.941
41	17.347	1:27.367	17	17.784	1:16.779	17	19.559	1:15.249	3	26.035	1:16.271	3	28.442	1:15.853
3	17.935	1:16.379	3	20.147	1:15.698	3	23.052	1:16.379	28	26.820	1:16.623	28	28.987	1:15.613
28	18.345	1:16.503	28	20.490	1:15.631	28	23.485	1:16.469	7	27.160	1:15.279	7	29.190	1:15.476
44	18.485	1:16.420	44	21.287	1:16.288	44	23.781	1:15.968	44	46.678	1:36.185	44	49.528	1:16.296
7	21.764	1:17.941	7	23.550	1:15.272	7	25.169	1:15.093	8	57.707	1:27.917	8	1:00.462	1:16.201
8	38.102	1:33.963	8	41.221	1:16.605	8	43.078	1:15.331						

Weather / Track : Cloudy / Dry

Thruxton
Circuit Length = 2.3560 miles
Start: 12:34 End: 12:57

Protyre Formula Renault BARC Championship

RACE 1 - LAP CHART

Lap 16		
No	Behind	Laptime
99		1:13.914
15	3.695	1:14.220
27	6.438	1:14.640
4	7.961	1:14.369
5	8.402	1:14.392
11	13.800	1:15.503
36	16.367	1:15.171
41	20.073	1:14.828
12	26.495	1:16.116
17	26.757	1:16.207
23	28.017	1:15.209
3	30.605	1:16.077
28	31.092	1:16.019
7	31.332	1:16.056
44	50.908	1:15.294
8	1:41.012	1:54.464

Weather / Track : Cloudy / Dry

Thruxton
Circuit Length = 2.3560 miles
Start: 12:34 End: 12:57



Protyre Formula Renault BARC Championship RACE 5 - GRID - Amended



ROW 9	1:16.139 8 Sazlan SIRAJUDIN	1:18.603 7 Kourosh KHANI
ROW 8	1:15.705 28 Andrew JARMAN	1:16.048 3 Jack PIPER
ROW 7	1:15.339 12 Roman BEREGECH	1:15.553 44 Josephine FERRADA
ROW 6	1:14.307 18 Steven DURRANT	1:14.904 17 Matt DRAPER
ROW 5	1:14.021 36 James THORP	1:14.306 33 Jake RATENBURY
ROW 4	1:13.444 4 Josh WEBSTER	1:13.790 5 James BIRCH
ROW 3	1:13.115 23 Joseph REILLY	1:13.186 27 Luke WRIGHT
ROW 2	1:12.838 11 Dino ZAMPARELLI	1:12.847 41 Mitchell HALE
ROW 1	1:12.789 15 Alice POWELL	1:12.799 99 James THEODORE
Pole		

Thruxton
Circuit Length = 2.3560 miles

These results are provisional until the conclusion of any judicial and technical matters.

Clerk of Course :		Timekeeper :
-------------------	--	--------------

Printed - 10.20 Sunday, 17 October 2010





Protyre Formula Renault BARC Championship RACE 5 - CLASSIFICATION



POS	NO	CL	NAME	NAT	ENTRY	LAPS	TIME	GAP	DIFF	MPH	BEST	ON
1	15		Alice POWELL	GBR	Hillspeed	17	25:53.875			92.79	1:13.408	16
2	99		James THEODORE	GBR	Hillspeed	17	25:54.814	0.939	0.939	92.73	1:13.190	9
3	11		Dino ZAMPARELLI	GBR	Antel Motorsport	17	25:55.212	1.337	0.398	92.71	1:13.505	15
4	4		Josh WEBSTER	GBR	Welch Motorsport	17	25:55.845	1.970	0.633	92.67	1:13.647	15
5	41		Mitchell HALE	GBR	Fortec Motorsport	17	25:57.894	4.019	2.049	92.55	1:13.536	16
6	5	P	James BIRCH	GBR	Driver	17	26:00.001	6.126	2.107	92.42	1:13.985	15
7	36		James THORP	GBR	Mtech	17	26:00.578	6.703	0.577	92.39	1:14.087	17
8	23		Joseph REILLY	GBR	Fortec Motorsport	17	26:02.205	8.330	1.627	92.29	1:14.525	2
9	7		Kourosh KHANI	IRI	Welch Motorsport	17	26:02.761	8.886	0.556	92.26	1:14.505	15
10	27		Luke WRIGHT	GBR	SWB Motorsport	17	26:03.497	9.622	0.736	92.22	1:13.709	16
11	18		Steven DURRANT	GBR	RPD Motorsport	17	26:04.458	10.583	0.961	92.16	1:14.127	16
12	33		Jake RATENBURY	GBR	Mtech	17	26:06.497	12.622	2.039	92.04	1:14.835	16
13	28		Andrew JARMAN	GBR	SWB Motorsport	17	26:10.187	16.312	3.690	91.82	1:15.580	9
14	44		Josephine FERRADA	GER	Hillspeed	17	26:10.311	16.436	0.124	91.82	1:15.432	17
15	17		Matt DRAPER	GBR	Antel Motorsport	17	26:15.603	21.728	5.292	91.51	1:15.819	16
16	8		Sazlan SIRAJUDIN	MAL	Uniq Racing with Triple Eight	17	26:23.588	29.713	7.985	91.05	1:15.390	10
NOT CLASSIFIED												
DNF	3		Jack PIPER	GBR	Welch Motorsport	8	12:32.774	9 laps	9 laps	90.13	1:16.074	2
DNF	12		Roman BEREGECH	RUS	Antel Motorsport	1	1:25.054	16 laps	7 laps	99.71		
FASTEST LAP												
	99		James THEODORE	GBR	Hillspeed	9	1:13.190		115.88 mph		186.49 kph	
	5	P	James BIRCH	GBR	Driver	15	1:13.985		114.63 mph		184.49 kph	

Weather / Track : Cloudy / Dry
 These results are provisional until the conclusion of any judicial and technical matters.

Thruxton
 Circuit Length = 2.3560 miles
 Start: 16:15 End: 16:41

Clerk of Course :		Timekeeper :
-------------------	--	--------------





Protyre Formula Renault BARC Championship RACE 5 - CLASSIFICATION - AMENDED



POS	NO	CL	NAME	NAT	ENTRY	LAPS	TIME	GAP	DIFF	MPH	BEST	ON
1	15		Alice POWELL	GBR	Hillspeed	17	25:53.875			92.79	1:13.408	16
2	99		James THEODORE	GBR	Hillspeed	17	25:54.814	0.939	0.939	92.73	1:13.190	9
3	4		Josh WEBSTER	GBR	Welch Motorsport	17	25:55.845	1.970	1.031	92.67	1:13.647	15
4	11		Dino ZAMPARELLI	GBR	Antel Motorsport	17	25:57.212	3.337	1.367	92.59	1:13.505	15
5	41		Mitchell HALE	GBR	Fortec Motorsport	17	25:57.894	4.019	0.682	92.55	1:13.536	16
6	5	P	James BIRCH	GBR	Driver	17	26:00.001	6.126	2.107	92.42	1:13.985	15
7	36		James THORP	GBR	Mtech	17	26:00.578	6.703	0.577	92.39	1:14.087	17
8	23		Joseph REILLY	GBR	Fortec Motorsport	17	26:02.205	8.330	1.627	92.29	1:14.525	2
9	7		Kourosh KHANI	IRI	Welch Motorsport	17	26:02.761	8.886	0.556	92.26	1:14.505	15
10	27		Luke WRIGHT	GBR	SWB Motorsport	17	26:03.497	9.622	0.736	92.22	1:13.709	16
11	18		Steven DURRANT	GBR	RPD Motorsport	17	26:04.458	10.583	0.961	92.16	1:14.127	16
12	33		Jake RATENBURY	GBR	Mtech	17	26:06.497	12.622	2.039	92.04	1:14.835	16
13	28		Andrew JARMAN	GBR	SWB Motorsport	17	26:10.187	16.312	3.690	91.82	1:15.580	9
14	44		Josephine FERRADA	GER	Hillspeed	17	26:10.311	16.436	0.124	91.82	1:15.432	17
15	17		Matt DRAPER	GBR	Antel Motorsport	17	26:15.603	21.728	5.292	91.51	1:15.819	16
16	8		Sazlan SIRAJUDIN	MAL	Uniq Racing with Triple Eight	17	26:23.588	29.713	7.985	91.05	1:15.390	10
NOT CLASSIFIED												
DNF	3		Jack PIPER	GBR	Welch Motorsport	8	12:32.774	9 laps	9 laps	90.13	1:16.074	2
DNF	12		Roman BEREGECH	RUS	Antel Motorsport	1	1:25.054	16 laps	7 laps	99.71		
FASTEST LAP												
	99		James THEODORE	GBR	Hillspeed	9	1:13.190			115.88 mph	186.49 kph	
	5	P	James BIRCH	GBR	Driver	15	1:13.985			114.63 mph	184.49 kph	

Car 11 - 2 seconds added to finish time C2.3

Weather / Track : Cloudy / Dry

These results are provisional until the conclusion of any judicial and technical matters.

Thruxton

Circuit Length = 2.3560 miles

Start: 16:15 End: 16:41

Clerk of Course :

Timekeeper :



Protyre Formula Renault BARC Championship

RACE 5 - LAP CHART

Lap 1			Lap 2			Lap 3			Lap 4			Lap 5		
No	Behind	Laptime	No	Behind	Laptime	No	Behind	Laptime	No	Behind	Laptime	No	Behind	Laptime
15		1:19.251	15		1:14.093	15		1:13.717	15		1:14.632	15		2:04.950
99	0.808	1:20.059	99	0.339	1:13.624	99	0.539	1:13.917	99	1.894	1:15.987	99	1.810	2:04.866
23	1.044	1:20.295	23	1.476	1:14.525	23	2.337	1:14.578	23	2.842	1:15.137	23	2.448	2:04.556
41	1.296	1:20.547	41	1.497	1:14.294	27	2.746	1:14.592	11	3.528	1:14.625	11	2.989	2:04.411
27	1.580	1:20.831	27	1.871	1:14.384	4	2.894	1:14.334	4	3.927	1:15.665	4	3.372	2:04.395
4	2.401	1:21.652	4	2.277	1:13.969	11	3.535	1:14.504	18	13.641	1:23.126	18	3.929	1:55.238
11	2.495	1:21.746	11	2.748	1:14.346	18	5.147	1:14.342	5	14.023	1:20.365	5	6.039	1:56.966
18	3.371	1:22.622	18	4.522	1:15.244	5	8.290	1:15.329	33	14.467	1:20.229	33	7.211	1:57.694
33	4.076	1:23.327	17	6.451	1:16.008	33	8.870	1:15.095	7	15.459	1:19.891	7	8.076	1:57.567
5	4.156	1:23.407	5	6.678	1:16.615	17	9.157	1:16.423	17	16.341	1:21.816	17	8.873	1:57.482
17	4.536	1:23.787	33	7.492	1:17.509	36	9.329	1:15.315	36	17.293	1:22.596	36	10.172	1:57.829
36	5.002	1:24.253	36	7.731	1:16.822	7	10.200	1:15.787	28	18.264	1:21.750	28	11.307	1:57.993
12	5.803	1:25.054	7	8.130	1:15.737	28	11.146	1:15.885	41	18.756	1:20.742	41	12.097	1:58.291
7	6.486	1:25.737	28	8.978	1:16.502	3	11.884	1:16.191	3	19.362	1:22.110	3	12.972	1:58.560
28	6.569	1:25.820	3	9.410	1:16.074	41	12.646	1:24.866	44	19.653	1:20.427	44	13.436	1:58.733
3	7.429	1:26.680	44	10.457	1:16.655	44	13.858	1:17.118	8	20.430	1:20.767	8	14.419	1:58.939
44	7.895	1:27.146	8	10.797	1:16.809	8	14.295	1:17.215	27	27.626	1:39.512	27	15.116	1:52.440
8	8.081	1:27.332												

Weather / Track : Cloudy / Dry

Thruxton
Circuit Length = 2.3560 miles
Start: 16:15 End: 16:41

Protyre Formula Renault BARC Championship
RACE 5 - LAP CHART

Lap 6			Lap 7			Lap 8			Lap 9			Lap 10		
No	Behind	Laptime	No	Behind	Laptime	No	Behind	Laptime	No	Behind	Laptime	No	Behind	Laptime
15		2:02.795	15		1:59.833	15		1:13.663	15		1:13.571	15		1:14.559
99	1.300	2:02.285	99	1.148	1:59.681	99	1.310	1:13.825	99	0.929	1:13.190	99	1.044	1:14.674
23	1.984	2:02.331	23	2.100	1:59.949	11	5.715	1:17.197	11	6.468	1:14.324	11	5.950	1:14.041
11	2.491	2:02.297	11	2.181	1:59.523	4	5.848	1:16.957	4	6.581	1:14.304	4	6.561	1:14.539
4	2.895	2:02.318	4	2.554	1:59.492	23	6.249	1:17.812	23	7.580	1:14.902	23	7.768	1:14.747
18	3.761	2:02.627	18	2.898	1:58.970	5	6.442	1:16.730	5	8.010	1:15.139	5	8.261	1:14.810
5	4.615	2:01.371	5	3.375	1:58.593	18	6.448	1:17.213	18	8.914	1:16.037	41	9.284	1:13.814
33	6.679	2:02.263	7	4.323	1:57.185	7	6.630	1:15.970	36	9.412	1:15.228	18	10.464	1:16.109
7	6.971	2:01.690	33	4.746	1:57.900	36	7.755	1:16.124	41	10.029	1:14.275	36	11.577	1:16.724
17	8.177	2:02.099	17	4.789	1:56.445	17	7.783	1:16.657	7	10.375	1:17.316	7	12.238	1:16.422
36	9.755	2:02.378	36	5.294	1:55.372	41	9.325	1:16.412	17	10.850	1:16.638	17	12.561	1:16.270
28	10.502	2:01.990	28	6.163	1:55.494	33	9.540	1:18.457	33	11.129	1:15.160	33	13.006	1:16.436
41	11.157	2:01.855	41	6.576	1:55.252	28	9.759	1:17.259	28	11.768	1:15.580	28	13.762	1:16.553
3	11.812	2:01.635	3	7.361	1:55.382	3	9.840	1:16.142	44	12.764	1:16.311	27	14.028	1:15.418
44	12.142	2:01.501	44	7.965	1:55.656	44	10.024	1:15.722	27	13.169	1:15.796	44	14.434	1:16.229
8	12.747	2:01.123	8	8.256	1:55.342	27	10.944	1:16.314	8	14.086	1:16.524	8	14.917	1:15.390
27	13.498	2:01.177	27	8.293	1:54.628	8	11.133	1:16.540						

Weather / Track : Cloudy / Dry

Thruxton
 Circuit Length = 2.3560 miles
 Start: 16:15 End: 16:41

Protyre Formula Renault BARC Championship
RACE 5 - LAP CHART

Lap 11			Lap 12			Lap 13			Lap 14			Lap 15		
No	Behind	Laptime	No	Behind	Laptime	No	Behind	Laptime	No	Behind	Laptime	No	Behind	Laptime
15		1:58.081	15		2:03.881	15		2:05.965	15		1:13.962	15		1:13.598
99	1.304	1:58.341	99	1.648	2:04.225	99	0.598	2:04.915	99	0.547	1:13.911	11	0.671	1:13.505
11	3.006	1:55.137	11	2.105	2:02.980	11	0.915	2:04.775	11	0.764	1:13.811	99	0.845	1:13.896
4	3.590	1:55.110	4	2.674	2:02.965	4	1.432	2:04.723	4	1.487	1:14.017	4	1.536	1:13.647
23	4.295	1:54.608	23	3.194	2:02.780	23	2.368	2:05.139	23	3.291	1:14.885	41	4.011	1:14.029
5	4.788	1:54.608	5	3.814	2:02.907	5	2.540	2:04.691	41	3.580	1:14.433	23	4.603	1:14.910
18	4.943	1:52.560	41	4.553	2:03.427	41	3.109	2:04.521	5	4.660	1:16.082	5	5.047	1:13.985
41	5.007	1:53.804	18	5.138	2:04.076	18	3.529	2:04.356	36	5.173	1:15.177	36	5.706	1:14.131
36	5.533	1:52.037	36	6.341	2:04.689	36	3.958	2:03.582	7	6.123	1:15.408	7	7.030	1:14.505
7	6.241	1:52.084	7	6.958	2:04.598	7	4.677	2:03.684	18	6.663	1:17.096	18	7.652	1:14.587
17	7.291	1:52.811	17	7.724	2:04.314	17	5.464	2:03.705	27	8.496	1:15.568	27	9.002	1:14.104
33	9.327	1:54.402	33	9.114	2:03.668	33	6.096	2:02.947	17	8.510	1:17.008	33	10.019	1:14.974
28	10.109	1:54.428	28	10.128	2:03.900	28	6.738	2:02.575	33	8.643	1:16.509	28	11.361	1:15.998
27	10.844	1:54.897	27	10.943	2:03.980	27	6.890	2:01.912	28	8.961	1:16.185	17	12.051	1:17.139
44	11.058	1:54.705	44	11.071	2:03.894	44	7.852	2:02.746	44	9.703	1:15.813	44	12.353	1:16.248
8	11.821	1:54.985	8	12.262	2:04.322	8	8.080	2:01.783	8	10.228	1:16.110	8	13.131	1:16.501

Weather / Track : Cloudy / Dry

Thruxton
 Circuit Length = 2.3560 miles
 Start: 16:15 End: 16:41

Protyre Formula Renault BARC Championship
RACE 5 - LAP CHART

Lap 16			Lap 17		
No	Behind	Laptime	No	Behind	Laptime
15		1:13.408	15		1:13.916
99	1.377	1:13.940	99	0.939	1:13.478
11	1.685	1:14.422	11	1.337	1:13.568
4	1.978	1:13.850	4	1.970	1:13.908
41	4.139	1:13.536	41	4.019	1:13.796
5	6.024	1:14.385	5	6.126	1:14.018
36	6.532	1:14.234	36	6.703	1:14.087
23	7.054	1:15.859	23	8.330	1:15.192
7	8.216	1:14.594	7	8.886	1:14.586
18	8.371	1:14.127	27	9.622	1:14.235
27	9.303	1:13.709	18	10.583	1:16.128
33	11.446	1:14.835	33	12.622	1:15.092
28	13.663	1:15.710	28	16.312	1:16.565
17	14.462	1:15.819	44	16.436	1:15.432
44	14.920	1:15.975	17	21.728	1:21.182
8	27.586	1:27.863	8	29.713	1:16.043

Weather / Track : Cloudy / Dry

Thruxton
 Circuit Length = 2.3560 miles
 Start: 16:15 End: 16:41

Easytrack Caterham Graduate Championship (Super)

QUALIFYING - RACE 3 - CLASSIFICATION

POS	NO	CL	NAME	ENTRY	TIME	ON	LAPS	GAP	DIFF	MPH
1	105		Jamie WARING	Caterham 7	1:28.477	9	9			95.86
2	110		Dylan STANLEY	Caterham 7	1:28.931	9	9	0.454	0.454	95.37
3	109		James SIBBET	Caterham 7	1:29.373	7	9	0.896	0.442	94.90
4	172		Toby BRIANT	Caterham 7	1:29.649	6	9	1.172	0.276	94.60
5	106		Kenny YOUNG	Caterham 7	1:29.736	4	9	1.259	0.087	94.51
6	148		Daniel MALKIN	Caterham 7	1:29.973	9	9	1.496	0.237	94.26
7	103		Mick WHITEHEAD	Caterham 7	1:30.103	5	9	1.626	0.130	94.13
8	170		James POTTER	Caterham 7	1:30.208	8	9	1.731	0.105	94.02
9	188		Chris ROME	Caterham 7	1:30.229	8	9	1.752	0.021	94.00
10	120	S	Reece SOMERFIELD	Caterham 7	1:30.412	8	9	1.935	0.183	93.81
11	128		Martin KAY	Caterham 7	1:30.465	4	9	1.988	0.053	93.75
12	123		Sean MIGHALL	Caterham 7	1:30.971	7	9	2.494	0.506	93.23
13	107		Neil SHINNER	Caterham 7	1:31.017	7	9	2.540	0.046	93.18
14	118		Andy SKINNER	Caterham 7	1:31.903	8	9	3.426	0.886	92.28
15	71	S	Martin COLLIER	Caterham 7	1:31.983	4	9	3.506	0.080	92.20
16	108		Gareth CORDEY	Caterham 7	1:32.268	5	9	3.791	0.285	91.92
17	114		Duncan LEWIS	Caterham 7	1:32.344	7	9	3.867	0.076	91.84
18	136	S	John GIL	Caterham 7	1:32.468	9	9	3.991	0.124	91.72
19	132	S	Ian ANDERSON	Caterham 7	1:32.577	9	9	4.100	0.109	91.61
20	117		Roger FORD	Caterham 7	1:32.580	4	9	4.103	0.003	91.61
21	176		Andrew REDD	Caterham 7	1:32.834	8	9	4.357	0.254	91.36
22	129	S	Peter MULLINEUX	Caterham 7	1:32.967	2	9	4.490	0.133	91.23
23	112		Steve HUMPHREYS	Caterham 7	1:33.563	8	9	5.086	0.596	90.65
24	165		Simon DAVEY	Caterham 7	1:33.627	6	9	5.150	0.064	90.58
25	171		Rob WINROW	Caterham 7	1:34.586	9	9	6.109	0.959	89.67
26	142	S	Ian DYBLE	Caterham 7	1:34.961	8	9	6.484	0.375	89.31
27	130	S	Andrew HAYTER	Caterham 7	1:35.092	6	9	6.615	0.131	89.19
28	146		Nick PANCISI	Caterham 7	1:35.250	8	9	6.773	0.158	89.04
29	126		Chris WILLIAMS	Caterham 7	1:35.748	6	8	7.271	0.498	88.58

Weather / Track : Cloudy / Dry
 These results are provisional until the conclusion of any judicial and technical matters.

Thruxton
 Circuit Length = 2.3560 miles
 Start: 10:47 End: 11:04

Clerk of Course :		Timekeeper :
-------------------	--	--------------

Easytrack Caterham Graduate Championship (Super)

QUALIFYING - RACE 3 - LAP ANALYSIS

71	Martin COLLIER		S Caterham 7				
1 -	1:35.896	+ 3.913	10:50:50.032	6 -	1:32.256	+ 0.273	10:58:37.442
2 -	1:36.098	+ 4.115	10:52:26.130	7 -	1:52.772	+ 20.789	11:00:30.214
3 -	1:33.211	+ 1.228	10:53:59.341	8 -	1:35.419	+ 3.436	11:02:05.633
4 -	1:31.983		10:55:31.324	9 -	1:34.368	+ 2.385	11:03:40.001
5 -	1:33.862	+ 1.879	10:57:05.186				
103	Mick WHITEHEAD		Caterham 7				
1 -	1:37.448	+ 7.345	10:50:32.547	6 -	1:31.106	+ 1.003	10:58:09.881
2 -	1:33.090	+ 2.987	10:52:05.637	7 -	1:31.106	+ 1.003	10:59:40.987
3 -	1:31.318	+ 1.215	10:53:36.955	8 -	1:30.815	+ 0.712	11:01:11.802
4 -	1:31.717	+ 1.614	10:55:08.672	9 -	1:31.090	+ 0.987	11:02:42.892
5 -	1:30.103		10:56:38.775				
105	Jamie WARING		Caterham 7				
1 -	1:31.767	+ 3.290	10:50:23.817	6 -	1:40.693	+ 12.216	10:58:18.346
2 -	1:42.747	+ 14.270	10:52:06.564	7 -	1:30.954	+ 2.477	10:59:49.300
3 -	1:29.912	+ 1.435	10:53:36.476	8 -	1:28.513	+ 0.036	11:01:17.813
4 -	1:31.782	+ 3.305	10:55:08.258	9 -	1:28.477		11:02:46.290
5 -	1:29.395	+ 0.918	10:56:37.653				
106	Kenny YOUNG		Caterham 7				
1 -	1:36.532	+ 6.796	10:50:17.383	6 -	1:30.653	+ 0.917	10:57:50.869
2 -	1:32.112	+ 2.376	10:51:49.495	7 -	1:32.073	+ 2.337	10:59:22.942
3 -	1:30.938	+ 1.202	10:53:20.433	8 -	1:29.789	+ 0.053	11:00:52.731
4 -	1:29.736		10:54:50.169	9 -	1:31.556	+ 1.820	11:02:24.287
5 -	1:30.047	+ 0.311	10:56:20.216				
107	Neil SHINNER		Caterham 7				
1 -	1:35.288	+ 4.271	10:50:50.238	6 -	1:33.350	+ 2.333	10:58:36.479
2 -	1:34.375	+ 3.358	10:52:24.613	7 -	1:31.017		11:00:07.496
3 -	1:31.920	+ 0.903	10:53:56.533	8 -	1:31.335	+ 0.318	11:01:38.831
4 -	1:31.570	+ 0.553	10:55:28.103	9 -	1:32.025	+ 1.008	11:03:10.856
5 -	1:35.026	+ 4.009	10:57:03.129				
108	Gareth CORDEY		Caterham 7				
1 -	1:34.377	+ 2.109	10:50:25.389	6 -	1:32.905	+ 0.637	10:58:15.081
2 -	1:34.277	+ 2.009	10:51:59.666	7 -	1:33.244	+ 0.976	10:59:48.325
3 -	1:35.392	+ 3.124	10:53:35.058	8 -	1:32.376	+ 0.108	11:01:20.701
4 -	1:34.850	+ 2.582	10:55:09.908	9 -	1:33.025	+ 0.757	11:02:53.726
5 -	1:32.268		10:56:42.176				
109	James SIBBET		Caterham 7				
1 -	1:33.105	+ 3.732	10:50:16.112	6 -	1:34.152	+ 4.779	10:57:52.122
2 -	1:30.914	+ 1.541	10:51:47.026	7 -	1:29.373		10:59:21.495
3 -	1:30.668	+ 1.295	10:53:17.694	8 -	1:32.911	+ 3.538	11:00:54.406
4 -	1:30.228	+ 0.855	10:54:47.922	9 -	1:30.680	+ 1.307	11:02:25.086
5 -	1:30.048	+ 0.675	10:56:17.970				
110	Dylan STANLEY		Caterham 7				
1 -	1:34.997	+ 6.066	10:50:24.592	6 -	1:31.837	+ 2.906	10:58:15.742
2 -	1:33.201	+ 4.270	10:51:57.793	7 -	1:32.067	+ 3.136	10:59:47.809
3 -	1:42.494	+ 13.563	10:53:40.287	8 -	1:30.164	+ 1.233	11:01:17.973
4 -	1:31.884	+ 2.953	10:55:12.171	9 -	1:28.931		11:02:46.904
5 -	1:31.734	+ 2.803	10:56:43.905				
112	Steve HUMPHREYS		Caterham 7				
1 -	1:40.115	+ 6.552	10:50:19.075	6 -	1:35.147	+ 1.584	10:58:14.740
2 -	1:37.609	+ 4.046	10:51:56.684	7 -	1:34.062	+ 0.499	10:59:48.802
3 -	1:35.122	+ 1.559	10:53:31.806	8 -	1:33.563		11:01:22.365
4 -	1:33.756	+ 0.193	10:55:05.562	9 -	1:34.629	+ 1.066	11:02:56.994

Weather / Track : Cloudy / Dry

Thruxton
Circuit Length = 2.3560 miles
Start: 10:47 End: 11:04

Easytrack Caterham Graduate Championship (Super)

QUALIFYING - RACE 3 - LAP ANALYSIS

5 -	1:34.031	+ 0.468	10:56:39.593				
114	Duncan LEWIS		Caterham 7				
1 -	1:34.247	+ 1.903	10:50:48.023	6 -	1:33.861	+ 1.517	10:58:41.125
2 -	1:34.426	+ 2.082	10:52:22.449	7 -	1:32.344		11:00:13.469
3 -	1:34.990	+ 2.646	10:53:57.439	8 -	1:33.433	+ 1.089	11:01:46.902
4 -	1:34.171	+ 1.827	10:55:31.610	9 -	1:32.904	+ 0.560	11:03:19.806
5 -	1:35.654	+ 3.310	10:57:07.264				
117	Roger FORD		Caterham 7				
1 -	1:38.006	+ 5.426	10:50:46.439	6 -	1:33.898	+ 1.318	10:58:40.230
2 -	1:36.781	+ 4.201	10:52:23.220	7 -	1:32.922	+ 0.342	11:00:13.152
3 -	1:34.871	+ 2.291	10:53:58.091	8 -	1:33.501	+ 0.921	11:01:46.653
4 -	1:32.580		10:55:30.671	9 -	1:33.575	+ 0.995	11:03:20.228
5 -	1:35.661	+ 3.081	10:57:06.332				
118	Andy SKINNER		Caterham 7				
1 -	1:39.236	+ 7.333	10:50:38.581	6 -	1:34.266	+ 2.363	10:58:37.905
2 -	1:34.243	+ 2.340	10:52:12.824	7 -	1:34.022	+ 2.119	11:00:11.927
3 -	1:36.566	+ 4.663	10:53:49.390	8 -	1:31.903		11:01:43.830
4 -	1:35.969	+ 4.066	10:55:25.359	9 -	1:32.295	+ 0.392	11:03:16.125
5 -	1:38.280	+ 6.377	10:57:03.639				
120	Reece SOMERFIELD		S Caterham 7				
1 -	1:35.731	+ 5.319	10:50:48.433	6 -	1:32.160	+ 1.748	10:58:36.113
2 -	1:34.076	+ 3.664	10:52:22.509	7 -	1:32.712	+ 2.300	11:00:08.825
3 -	1:33.274	+ 2.862	10:53:55.783	8 -	1:30.412		11:01:39.237
4 -	1:32.674	+ 2.262	10:55:28.457	9 -	1:31.244	+ 0.832	11:03:10.481
5 -	1:35.496	+ 5.084	10:57:03.953				
123	Sean MIGHALL		Caterham 7				
1 -	1:37.614	+ 6.643	10:50:19.401	6 -	1:34.062	+ 3.091	10:58:13.912
2 -	1:36.894	+ 5.923	10:51:56.295	7 -	1:30.971		10:59:44.883
3 -	1:34.666	+ 3.695	10:53:30.961	8 -	1:30.974	+ 0.003	11:01:15.857
4 -	1:33.305	+ 2.334	10:55:04.266	9 -	1:31.448	+ 0.477	11:02:47.305
5 -	1:35.584	+ 4.613	10:56:39.850				
126	Chris WILLIAMS		Caterham 7				
1 -	1:48.866	+ 13.118	10:51:51.765	5 -	1:36.121	+ 0.373	10:58:24.207
2 -	1:41.645	+ 5.897	10:53:33.410	6 -	1:35.748		10:59:59.955
3 -	1:38.640	+ 2.892	10:55:12.050	7 -	1:36.676	+ 0.928	11:01:36.631
4 -	1:36.036	+ 0.288	10:56:48.086	8 -	1:36.518	+ 0.770	11:03:13.149
128	Martin KAY		Caterham 7				
1 -	1:35.317	+ 4.852	10:50:36.645	6 -	1:31.725	+ 1.260	10:58:17.550
2 -	1:35.351	+ 4.886	10:52:11.996	7 -	1:32.749	+ 2.284	10:59:50.299
3 -	1:30.910	+ 0.445	10:53:42.906	8 -	1:31.848	+ 1.383	11:01:22.147
4 -	1:30.465		10:55:13.371	9 -	1:35.751	+ 5.286	11:02:57.898
5 -	1:32.454	+ 1.989	10:56:45.825				
129	Peter MULLINEUX		S Caterham 7				
1 -	1:35.180	+ 2.213	10:50:24.403	6 -	1:36.846	+ 3.879	10:58:14.398
2 -	1:32.967		10:51:57.370	7 -	1:33.154	+ 0.187	10:59:47.552
3 -	1:34.112	+ 1.145	10:53:31.482	8 -	1:33.695	+ 0.728	11:01:21.247
4 -	1:33.093	+ 0.126	10:55:04.575	9 -	1:35.539	+ 2.572	11:02:56.786
5 -	1:32.977	+ 0.010	10:56:37.552				
130	Andrew HAYTER		S Caterham 7				
1 -	1:38.170	+ 3.078	10:50:21.243	6 -	1:35.092		10:58:42.097
2 -	1:35.846	+ 0.754	10:51:57.089	7 -	1:36.371	+ 1.279	11:00:18.468
3 -	1:37.566	+ 2.474	10:53:34.655	8 -	1:35.658	+ 0.566	11:01:54.126
4 -	1:37.585	+ 2.493	10:55:12.240	9 -	1:35.196	+ 0.104	11:03:29.322

Weather / Track : Cloudy / Dry

Thruxton
Circuit Length = 2.3560 miles
Start: 10:47 End: 11:04

Easytrack Caterham Graduate Championship (Super)

QUALIFYING - RACE 3 - LAP ANALYSIS

5 -	1:54.765	+ 19.673	10:57:07.005			
132	Ian ANDERSON		S Caterham 7			
1 -	1:39.388	+ 6.811	10:50:35.771	6 -	1:40.497	+ 7.920
2 -	1:37.694	+ 5.117	10:52:13.465	7 -	1:32.794	+ 0.217
3 -	1:37.344	+ 4.767	10:53:50.809	8 -	1:41.959	+ 9.382
4 -	1:35.787	+ 3.210	10:55:26.596	9 -	1:32.577	11:03:33.401
5 -	1:38.978	+ 6.401	10:57:05.574			
136	John GIL		S Caterham 7			
1 -	1:38.080	+ 5.612	10:50:20.264	6 -	1:33.919	+ 1.451
2 -	1:36.728	+ 4.260	10:51:56.992	7 -	1:34.029	+ 1.561
3 -	1:37.142	+ 4.674	10:53:34.134	8 -	1:33.411	+ 0.943
4 -	1:35.712	+ 3.244	10:55:09.846	9 -	1:32.468	11:02:57.248
5 -	1:33.575	+ 1.107	10:56:43.421			
142	Ian DYBLE		S Caterham 7			
1 -	1:40.882	+ 5.921	10:50:22.429	6 -	1:35.208	+ 0.247
2 -	1:38.859	+ 3.898	10:52:01.288	7 -	1:35.357	+ 0.396
3 -	1:37.500	+ 2.539	10:53:38.788	8 -	1:34.961	
4 -	1:36.433	+ 1.472	10:55:15.221	9 -	1:36.025	+ 1.064
5 -	1:36.835	+ 1.874	10:56:52.056			11:03:13.607
146	Nick PANCISI		Caterham 7			
1 -	1:40.484	+ 5.234	10:50:33.530	6 -	1:35.924	+ 0.674
2 -	1:38.176	+ 2.926	10:52:11.706	7 -	1:35.979	+ 0.729
3 -	1:36.818	+ 1.568	10:53:48.524	8 -	1:35.250	
4 -	1:35.547	+ 0.297	10:55:24.071	9 -	1:36.433	+ 1.183
5 -	1:40.460	+ 5.210	10:57:04.531			11:03:28.117
148	Daniel MALKIN		Caterham 7			
1 -	1:33.520	+ 3.547	10:50:30.732	6 -	1:31.965	+ 1.992
2 -	1:31.563	+ 1.590	10:52:02.295	7 -	1:30.254	+ 0.281
3 -	1:32.438	+ 2.465	10:53:34.733	8 -	1:31.847	+ 1.874
4 -	1:31.630	+ 1.657	10:55:06.363	9 -	1:29.973	
5 -	1:31.906	+ 1.933	10:56:38.269			11:02:42.308
165	Simon DAVEY		Caterham 7			
1 -	1:40.163	+ 6.536	10:50:47.052	6 -	1:33.627	10:58:43.776
2 -	1:38.259	+ 4.632	10:52:25.311	7 -	1:34.987	+ 1.360
3 -	1:35.879	+ 2.252	10:54:01.190	8 -	1:35.103	+ 1.476
4 -	1:34.393	+ 0.766	10:55:35.583	9 -	1:33.840	+ 0.213
5 -	1:34.566	+ 0.939	10:57:10.149			11:03:27.706
170	James POTTER		Caterham 7			
1 -	1:35.632	+ 5.424	10:50:38.876	6 -	1:35.033	+ 4.825
2 -	1:34.739	+ 4.531	10:52:13.615	7 -	1:32.223	+ 2.015
3 -	1:36.065	+ 5.857	10:53:49.680	8 -	1:30.208	
4 -	1:36.281	+ 6.073	10:55:25.961	9 -	1:33.938	+ 3.730
5 -	1:36.474	+ 6.266	10:57:02.435			11:03:13.837
171	Rob WINROW		Caterham 7			
1 -	1:39.950	+ 5.364	10:50:52.456	6 -	1:35.084	+ 0.498
2 -	1:36.482	+ 1.896	10:52:28.938	7 -	1:34.835	+ 0.249
3 -	1:35.639	+ 1.053	10:54:04.577	8 -	1:35.087	+ 0.501
4 -	1:35.294	+ 0.708	10:55:39.871	9 -	1:34.586	
5 -	1:35.688	+ 1.102	10:57:15.559			11:03:35.151
172	Toby BRIANT		Caterham 7			
1 -	1:38.255	+ 8.606	10:50:14.942	6 -	1:29.649	10:57:50.419
2 -	1:33.506	+ 3.857	10:51:48.448	7 -	1:31.610	+ 1.961
3 -	1:31.034	+ 1.385	10:53:19.482	8 -	1:30.353	+ 0.704

Weather / Track : Cloudy / Dry

Thrupton
Circuit Length = 2.3560 miles
Start: 10:47 End: 11:04

Easytrack Caterham Graduate Championship (Super)

QUALIFYING - RACE 3 - LAP ANALYSIS

4 -	1:31.338	+ 1.689	10:54:50.820	9 -	1:33.322	+ 3.673	11:02:25.704
5 -	1:29.950	+ 0.301	10:56:20.770				
176	Andrew REDD		Caterham 7				
1 -	1:38.014	+ 5.180	10:50:39.493	6 -	1:34.823	+ 1.989	10:58:47.418
2 -	1:34.516	+ 1.682	10:52:14.009	7 -	1:34.477	+ 1.643	11:00:21.895
3 -	1:36.079	+ 3.245	10:53:50.088	8 -	1:32.834		11:01:54.729
4 -	1:35.026	+ 2.192	10:55:25.114	9 -	1:33.668	+ 0.834	11:03:28.397
5 -	1:47.481	+ 14.647	10:57:12.595				
188	Chris ROME		Caterham 7				
1 -	1:33.154	+ 2.925	10:50:36.030	6 -	1:30.699	+ 0.470	10:58:22.302
2 -	1:35.300	+ 5.071	10:52:11.330	7 -	1:30.955	+ 0.726	10:59:53.257
3 -	1:31.040	+ 0.811	10:53:42.370	8 -	1:30.229		11:01:23.486
4 -	1:37.113	+ 6.884	10:55:19.483	9 -	1:33.050	+ 2.821	11:02:56.536
5 -	1:32.120	+ 1.891	10:56:51.603				

Weather / Track : Cloudy / Dry

Thruxton
 Circuit Length = 2.3560 miles
 Start: 10:47 End: 11:04

Easytrack Caterham Graduate Championship (Super)

RACE 3 - GRID

ROW 15	1:35.748 126 Chris WILLIAMS		
ROW 14		1:35.092 130 Andrew HAYTER	1:35.250 146 Nick PANCISI
ROW 13	1:34.586 171 Rob WINROW		1:34.961 142 Ian DYBLE
ROW 12		1:33.563 112 Steve HUMPHREYS	1:33.627 165 Simon DAVEY
ROW 11	1:32.834 176 Andrew REDD		1:32.967 129 Peter MULLINEUX
ROW 10		1:32.577 132 Ian ANDERSON	1:32.580 117 Roger FORD
ROW 9	1:32.344 114 Duncan LEWIS		1:32.468 136 John GIL
ROW 8		1:31.983 71 Martin COLLIER	1:32.268 108 Gareth CORDEY
ROW 7	1:31.017 107 Neil SHINNER		1:31.903 118 Andy SKINNER
ROW 6		1:30.465 128 Martin KAY	1:30.971 123 Sean MIGHALL
ROW 5	1:30.229 188 Chris ROME		1:30.412 120 Reece SOMERFIELD
ROW 4		1:30.103 103 Mick WHITEHEAD	1:30.208 170 James POTTER
ROW 3	1:29.736 106 Kenny YOUNG		1:29.973 148 Daniel MALKIN
ROW 2		1:29.373 109 James SIBBET	1:29.649 172 Toby BRIANT
ROW 1	1:28.477 105 Jamie WARING		1:28.931 110 Dylan STANLEY
Pole			
			

Thrupton
Circuit Length = 2.3560 miles

These results are provisional until the conclusion of any judicial and technical matters.

Clerk of Course :		Timekeeper :
-------------------	--	--------------

Easytrack Caterham Graduate Championship (Super)

RACE 3 RE START - CLASSIFICATION

POS	NO	CL	NAME	ENTRY	LAPS	TIME	GAP	DIFF	MPH	BEST	ON
1	109		James SIBBET	Caterham 7	10	15:15.875			92.60	1:28.749	6
2	172		Toby BRIANT	Caterham 7	10	15:16.375	0.500	0.500	92.55	1:29.523	10
3	148		Daniel MALKIN	Caterham 7	10	15:16.703	0.828	0.328	92.52	1:29.924	6
4	107		Neil SHINNER	Caterham 7	10	15:17.228	1.353	0.525	92.46	1:29.895	9
5	106		Kenny YOUNG	Caterham 7	10	15:17.527	1.652	0.299	92.43	1:29.742	7
6	105		Jamie WARING	Caterham 7	10	15:17.829	1.954	0.302	92.40	1:29.592	4
7	120	S	Reece SOMERFIELD	Caterham 7	10	15:18.195	2.320	0.366	92.37	1:30.010	3
8	110		Dylan STANLEY	Caterham 7	10	15:18.274	2.399	0.079	92.36	1:29.868	6
9	118		Andy SKINNER	Caterham 7	10	15:18.725	2.850	0.451	92.31	1:30.075	5
10	170		James POTTER	Caterham 7	10	15:20.459	4.584	1.734	92.14	1:29.932	4
11	103		Mick WHITEHEAD	Caterham 7	10	15:26.601	10.726	6.142	91.53	1:30.428	4
12	114		Duncan LEWIS	Caterham 7	10	15:36.175	20.300	9.574	90.59	1:31.002	4
13	132	S	Ian ANDERSON	Caterham 7	10	15:36.451	20.576	0.276	90.57	1:31.412	2
14	108		Gareth CORDEY	Caterham 7	10	15:36.765	20.890	0.314	90.54	1:31.085	4
15	71	S	Martin COLLIER	Caterham 7	10	15:37.765	21.890	1.000	90.44	1:30.292	7
16	112		Steve HUMPHREYS	Caterham 7	10	15:58.425	42.550	20.660	88.49	1:34.111	10
17	129	S	Peter MULLINEUX	Caterham 7	10	15:58.726	42.851	0.301	88.46	1:33.341	2
18	126		Chris WILLIAMS	Caterham 7	10	16:00.554	44.679	1.828	88.29	1:33.675	10
19	146		Nick PANCISI	Caterham 7	10	16:00.665	44.790	0.111	88.28	1:33.325	2
20	171		Rob WINROW	Caterham 7	10	16:01.420	45.545	0.755	88.21	1:33.196	10
21	130	S	Andrew HAYTER	Caterham 7	10	16:01.835	45.960	0.415	88.18	1:34.068	3
22	176		Andrew REDD	Caterham 7	10	16:02.104	46.229	0.269	88.15	1:32.485	5
23	136	S	John GIL	Caterham 7	10	16:03.241	47.366	1.137	88.05	1:33.137	4
24	142	S	Ian DYBLE	Caterham 7	10	16:09.030	53.155	5.789	87.52	1:34.221	10

NOT CLASSIFIED

DNF	165		Simon DAVEY	Caterham 7	6	10:06.624	4 laps	4 laps	83.88	1:34.073	3
-----	-----	--	-------------	------------	---	-----------	--------	--------	-------	----------	---

FASTEST LAP

109			James SIBBET	Caterham 7	6	1:28.749	95.56 mph	153.80 kph
120	S		Reece SOMERFIELD	Caterham 7	3	1:30.010	94.22 mph	151.64 kph

Weather / Track : Cloudy / Dry

These results are provisional until the conclusion of any judicial and technical matters.

Thruxton

Circuit Length = 2.3560 miles

Start: 15:08 End: 15:25

Clerk of Course :	Timekeeper :
-------------------	--------------

Easytrack Caterham Graduate Championship (Super)

RACE 3 RE START - LAP CHART

Lap 1			Lap 2			Lap 3			Lap 4			Lap 5		
No	Behind	Laptime	No	Behind	Laptime	No	Behind	Laptime	No	Behind	Laptime	No	Behind	Laptime
110		1:35.811	109		1:31.213	109		1:30.501	105		1:29.592	105		1:30.082
109	0.289	1:36.100	105	0.477	1:31.222	120	0.656	1:30.010	148	0.200	1:29.943	109	0.591	1:29.459
105	0.757	1:36.568	148	0.827	1:30.710	148	1.074	1:30.748	120	0.816	1:30.977	120	1.307	1:30.573
120	1.432	1:37.243	120	1.147	1:31.217	105	1.225	1:31.249	172	1.199	1:30.121	148	1.848	1:31.730
148	1.619	1:37.430	110	1.401	1:32.903	172	1.895	1:30.738	109	1.214	1:32.031	172	1.930	1:30.813
172	2.051	1:37.862	172	1.658	1:31.109	110	2.155	1:31.255	107	1.689	1:30.213	110	2.114	1:30.358
106	2.233	1:38.044	107	1.913	1:30.937	107	2.293	1:30.881	110	1.838	1:30.500	107	2.209	1:30.602
107	2.478	1:38.289	106	2.631	1:31.900	106	2.642	1:30.512	106	1.999	1:30.174	106	2.571	1:30.654
170	2.711	1:38.522	103	2.807	1:31.111	103	3.809	1:31.503	103	3.420	1:30.428	118	4.286	1:30.075
103	3.198	1:39.009	170	3.829	1:32.620	118	4.744	1:31.245	118	4.293	1:30.366	103	4.704	1:31.366
118	3.920	1:39.731	118	4.000	1:31.582	170	5.630	1:32.302	170	4.745	1:29.932	170	6.196	1:31.533
132	4.566	1:40.377	132	4.476	1:31.412	132	6.166	1:32.191	132	6.837	1:31.488	108	11.290	1:34.477
108	4.987	1:40.798	108	5.370	1:31.885	108	6.627	1:31.758	108	6.895	1:31.085	132	11.611	1:34.856
136	5.383	1:41.194	71	7.085	1:32.738	71	9.024	1:32.440	114	10.165	1:31.002	114	12.057	1:31.974
71	5.849	1:41.660	114	8.704	1:32.777	114	9.980	1:31.777	71	10.358	1:32.151	71	12.538	1:32.262
114	7.429	1:43.240	112	11.460	1:34.803	112	16.881	1:35.922	112	21.130	1:35.066	112	26.977	1:35.929
112	8.159	1:43.970	176	11.570	1:34.597	129	17.114	1:35.617	129	21.476	1:35.179	129	27.320	1:35.926
176	8.475	1:44.286	129	11.998	1:33.341	171	17.769	1:35.956	146	22.671	1:35.591	146	28.218	1:35.629
171	9.062	1:44.873	171	12.314	1:34.754	146	17.897	1:35.778	130	23.687	1:34.753	130	28.329	1:34.724
129	10.159	1:45.970	146	12.620	1:33.325	165	19.316	1:34.073	165	23.875	1:35.376	171	30.016	1:35.942
146	10.797	1:46.608	165	15.744	1:34.911	130	19.751	1:34.068	171	24.156	1:37.204	165	30.118	1:36.325
142	10.962	1:46.773	130	16.184	1:36.484	136	22.863	1:34.269	136	25.183	1:33.137	126	30.233	1:34.140
130	11.202	1:47.013	142	16.441	1:36.981	142	22.947	1:37.007	126	26.175	1:33.945	136	30.813	1:35.712
126	11.633	1:47.444	126	16.764	1:36.633	126	23.047	1:36.784	142	28.153	1:36.023	142	32.958	1:34.887
165	12.335	1:48.146	136	19.095	1:45.214	176	28.865	1:47.796	176	31.302	1:33.254	176	33.705	1:32.485

Weather / Track : Cloudy / Dry

Thrupton
Circuit Length = 2.3560 miles
Start: 15:08 End: 15:25

Easytrack Caterham Graduate Championship (Super)

RACE 3 RE START - LAP CHART

Lap 6			Lap 7			Lap 8			Lap 9			Lap 10		
No	Behind	Laptime	No	Behind	Laptime	No	Behind	Laptime	No	Behind	Laptime	No	Behind	Laptime
109		1:28.749	105		1:30.373	105		1:36.136	107		1:29.895	109		1:30.653
105	0.297	1:29.637	109	0.508	1:31.178	109	0.096	1:35.724	109	0.100	1:30.267	172	0.500	1:29.523
120	2.199	1:30.232	107	0.877	1:28.616	107	0.368	1:35.627	105	0.262	1:30.525	148	0.828	1:30.739
172	2.413	1:29.823	120	2.374	1:30.845	148	0.756	1:33.770	148	0.842	1:30.349	107	1.353	1:32.106
148	2.432	1:29.924	172	2.450	1:30.707	120	1.104	1:34.866	120	1.414	1:30.573	106	1.652	1:30.619
110	2.642	1:29.868	106	2.772	1:29.742	172	1.511	1:35.197	172	1.730	1:30.482	105	1.954	1:32.445
107	2.931	1:30.062	148	3.122	1:31.360	106	1.935	1:35.299	106	1.786	1:30.114	120	2.320	1:31.659
106	3.700	1:30.469	110	3.558	1:31.586	118	2.218	1:33.382	110	2.135	1:30.021	110	2.399	1:31.017
118	5.257	1:30.311	118	4.972	1:30.385	110	2.377	1:34.955	118	2.767	1:30.812	118	2.850	1:30.836
103	6.502	1:31.138	103	6.612	1:30.780	103	2.894	1:32.418	103	3.118	1:30.487	170	4.584	1:31.595
170	8.624	1:31.768	170	9.148	1:31.194	170	3.642	1:30.630	170	3.742	1:30.363	103	10.726	1:38.361
108	14.220	1:32.270	108	16.608	1:33.058	132	14.006	1:32.401	108	17.940	1:33.610	114	20.300	1:33.025
114	15.211	1:32.494	114	16.903	1:32.362	114	14.183	1:33.416	114	18.028	1:34.108	132	20.576	1:32.185
132	16.074	1:33.803	71	17.150	1:30.292	108	14.593	1:34.121	71	18.796	1:34.246	108	20.890	1:33.703
71	17.528	1:34.330	132	17.741	1:32.337	71	14.813	1:33.799	132	19.144	1:35.401	71	21.890	1:33.847
112	32.507	1:34.870	112	36.727	1:34.890	112	34.831	1:34.240	112	39.192	1:34.624	112	42.550	1:34.111
129	32.907	1:34.927	129	37.032	1:34.795	129	35.043	1:34.147	129	39.586	1:34.806	129	42.851	1:34.018
146	33.356	1:34.478	146	37.171	1:34.485	146	35.165	1:34.130	146	40.006	1:35.104	126	44.679	1:33.675
130	33.956	1:34.967	130	38.166	1:34.880	130	36.132	1:34.102	130	41.593	1:35.724	146	44.790	1:35.537
171	34.235	1:33.559	171	38.557	1:34.992	176	37.199	1:34.448	126	41.757	1:34.345	171	45.545	1:33.196
126	35.223	1:34.330	126	38.633	1:34.080	126	37.675	1:35.178	171	43.102	1:35.358	130	45.960	1:35.120
136	35.391	1:33.918	176	38.887	1:32.558	171	38.007	1:35.586	136	43.538	1:35.146	176	46.229	1:33.161
176	36.999	1:32.634	136	39.804	1:35.083	136	38.655	1:34.987	176	43.821	1:36.885	136	47.366	1:34.581
142	40.774	1:37.156	142	45.987	1:35.883	142	44.584	1:34.733	142	49.687	1:35.366	142	53.155	1:34.221
165	58.571	1:57.793												

Weather / Track : Cloudy / Dry

Thrupton
Circuit Length = 2.3560 miles
Start: 15:08 End: 15:25

Kumho BMW Championship

QUALIFYING - RACE 2 - CLASSIFICATION

POS	NO	CL	NAME	ENTRY	TIME	ON	LAPS	GAP	DIFF	MPH
1	3	A	Garrie WHITTAKER	BMW E30 M3	1:22.573	3	10			102.71
2	19	A	Tom WEBB	BMW E36	1:22.850	6	10	0.277	0.277	102.37
3	8	A	James WEBB	BMW E36	1:24.007	8	10	1.434	1.157	100.96
4	22	A	Colin WELLS	BMW M3	1:24.052	10	10	1.479	0.045	100.90
5	10	A	Ian CRISP	BMW E36 M3 EVO	1:24.197	8	8	1.624	0.145	100.73
6	11	A	David KEMPTON	BMW E36 M3	1:24.740	8	10	2.167	0.543	100.08
7	6	A	Stephen PEARSON	BMW M3	1:26.522	6	10	3.949	1.782	98.02
8	13	A	Thomas HOULBROOK	BMW E36 M3	1:26.950	3	9	4.377	0.428	97.54
9	12	A	Karl CATTLEFF	BMW E30 M3	1:27.420	8	9	4.847	0.470	97.02
10	1	A	James CARD	BMW E30 M3	1:28.012	5	9	5.439	0.592	96.36
11	4	A	Colin WHITMORE	BMW M3	1:29.025	6	9	6.452	1.013	95.27
12	41	B	Stuart LAWS	BMW E36 M3	1:30.138	5	9	7.565	1.113	94.09
13	45	B	Des THRESH	BMW E36 M3	1:30.139	5	9	7.566	0.001	94.09
14	34	B	Mark ASTALL	BMW Compact	1:32.783	5	9	10.210	2.644	91.41
15	28	B	Adrian GILBERT	BMW E36 M3	1:34.066	7	8	11.493	1.283	90.16
16	70	D	Stephan LANFERMEIJER	BMW 318is	1:34.213	5	9	11.640	0.147	90.02
17	27	B	Evelyne BUANIC	BMW E30 M3	1:34.252	8	8	11.679	0.039	89.98
18	88	D	Paul BELLAMY	BMW 318is	1:34.521	8	9	11.948	0.269	89.73
19	14	A	Edin SADIG	BMW Z3M Coupe	1:35.241	3	3	12.668	0.720	89.05
20	74	D	Ralph KIRK	BMW 318	1:36.400	3	8	13.827	1.159	87.98
21	77	D	John BRABBIN	BMW 318	1:37.832	7	8	15.259	1.432	86.69
22	73	D	John JONES	BMW 318is	1:38.572	8	8	15.999	0.740	86.04
23	67	D	Constantine DIMITRIOU	BMW 318is	1:57.079	3	5	34.506	18.507	72.44

Car 14 - NO working Transponder

Weather / Track : Cloudy / Dry

These results are provisional until the conclusion of any judicial and technical matters.

Thruxton

Circuit Length = 2.3560 miles

Start: 11:08 End: 11:24

Clerk of Course :		Timekeeper :
-------------------	--	--------------

Kumho BMW Championship

QUALIFYING - RACE 2 - LAP ANALYSIS

1	James CARD		A BMW E30 M3				
1 -	1:34.512	+ 6.500	11:11:29.586	6 -	1:31.147	+ 3.135	11:19:01.130
2 -	1:30.461	+ 2.449	11:13:00.047	7 -	1:28.493	+ 0.481	11:20:29.623
3 -	1:30.934	+ 2.922	11:14:30.981	8 -	1:28.295	+ 0.283	11:21:57.918
4 -	1:30.990	+ 2.978	11:16:01.971	9 -	1:32.567	+ 4.555	11:23:30.485
5 -	1:28.012		11:17:29.983				
3	Garrie WHITTAKER		A BMW E30 M3				
1 -	1:30.891	+ 8.318	11:11:15.755	6 -	1:22.937	+ 0.364	11:18:15.191
2 -	1:24.394	+ 1.821	11:12:40.149	7 -	1:40.481	+ 17.908	11:19:55.672
3 -	1:22.573		11:14:02.722	8 -	1:25.339	+ 2.766	11:21:21.011
4 -	1:26.017	+ 3.444	11:15:28.739	9 -	1:24.037	+ 1.464	11:22:45.048
5 -	1:23.515	+ 0.942	11:16:52.254	10 -	1:24.545	+ 1.972	11:24:09.593
4	Colin WHITMORE		A BMW M3				
1 -	1:32.182	+ 3.157	11:11:29.057	6 -	1:29.025		11:18:58.613
2 -	1:29.617	+ 0.592	11:12:58.674	7 -	1:30.062	+ 1.037	11:20:28.675
3 -	1:31.353	+ 2.328	11:14:30.027	8 -	1:30.353	+ 1.328	11:21:59.028
4 -	1:30.036	+ 1.011	11:16:00.063	9 -	1:31.762	+ 2.737	11:23:30.790
5 -	1:29.525	+ 0.500	11:17:29.588				
6	Stephen PEARSON		A BMW M3				
1 -	1:30.619	+ 4.097	11:11:24.404	6 -	1:26.522		11:18:39.311
2 -	1:26.700	+ 0.178	11:12:51.104	7 -	1:28.721	+ 2.199	11:20:08.032
3 -	1:26.836	+ 0.314	11:14:17.940	8 -	1:27.640	+ 1.118	11:21:35.672
4 -	1:28.091	+ 1.569	11:15:46.031	9 -	1:27.831	+ 1.309	11:23:03.503
5 -	1:26.758	+ 0.236	11:17:12.789	10 -	1:27.118	+ 0.596	11:24:30.621
8	James WEBB		A BMW E36				
1 -	1:30.632	+ 6.625	11:11:10.824	6 -	1:28.895	+ 4.888	11:18:23.928
2 -	1:25.843	+ 1.836	11:12:36.667	7 -	1:25.176	+ 1.169	11:19:49.104
3 -	1:24.367	+ 0.360	11:14:01.034	8 -	1:24.007		11:21:13.111
4 -	1:24.750	+ 0.743	11:15:25.784	9 -	1:24.146	+ 0.139	11:22:37.257
5 -	1:29.249	+ 5.242	11:16:55.033	10 -	1:24.493	+ 0.486	11:24:01.750
10	Ian CRISP		A BMW E36 M3 EVO				
1 -	1:28.814	+ 4.617	11:11:30.607	5 -	1:26.779	+ 2.582	11:19:56.638
2 -	1:24.635	+ 0.438	11:12:55.242	6 -	1:25.582	+ 1.385	11:21:22.220
3 -	1:25.138	+ 0.941	11:14:20.380	7 -	1:24.794	+ 0.597	11:22:47.014
4 -	4:09.479	+ 2:45.282	11:18:29.859	8 -	1:24.197		11:24:11.211
11	David KEMPTON		A BMW E36 M3				
1 -	1:33.880	+ 9.140	11:11:19.673	6 -	1:27.032	+ 2.292	11:18:27.179
2 -	1:25.076	+ 0.336	11:12:44.749	7 -	1:31.590	+ 6.850	11:19:58.769
3 -	1:25.096	+ 0.356	11:14:09.845	8 -	1:24.740		11:21:23.509
4 -	1:24.772	+ 0.032	11:15:34.617	9 -	1:26.977	+ 2.237	11:22:50.486
5 -	1:25.530	+ 0.790	11:17:00.147	10 -	1:28.228	+ 3.488	11:24:18.714
12	Karl CATTLEFF		A BMW E30 M3				
1 -	1:35.176	+ 7.756	11:11:33.153	6 -	1:27.727	+ 0.307	11:18:56.838
2 -	1:28.863	+ 1.443	11:13:02.016	7 -	1:30.975	+ 3.555	11:20:27.813
3 -	1:29.690	+ 2.270	11:14:31.706	8 -	1:27.420		11:21:55.233
4 -	1:28.859	+ 1.439	11:16:00.565	9 -	1:28.203	+ 0.783	11:23:23.436
5 -	1:28.546	+ 1.126	11:17:29.111				
13	Thomas HOULBROOK		A BMW E36 M3				
1 -	1:33.192	+ 6.242	11:11:23.148	6 -	1:28.554	+ 1.604	11:18:45.025
2 -	1:29.428	+ 2.478	11:12:52.576	7 -	1:29.824	+ 2.874	11:20:14.849
3 -	1:26.950		11:14:19.526	8 -	1:31.254	+ 4.304	11:21:46.103
4 -	1:27.206	+ 0.256	11:15:46.732	9 -	1:31.717	+ 4.767	11:23:17.820
5 -	1:29.739	+ 2.789	11:17:16.471				

Car 14 - NO working Transponder

Weather / Track : Cloudy / Dry

Thruxton

Circuit Length = 2.3560 miles

Start: 11:08 End: 11:24

Kumho BMW Championship

QUALIFYING - RACE 2 - LAP ANALYSIS

14	Edin SADIG		A BMW Z3M Coupe			
1 -	1:42.983	+ 7.742	11:13:46.729	3 -	1:35.241	11:17:04.410
2 -	1:42.440	+ 7.199	11:15:29.169			
19	Tom WEBB		A BMW E36			
1 -	1:30.965	+ 8.115	11:11:12.035	6 -	1:22.850	11:18:16.003
2 -	1:24.999	+ 2.149	11:12:37.034	7 -	1:23.904	+ 1.054
3 -	1:24.412	+ 1.562	11:14:01.446	8 -	1:27.165	+ 4.315
4 -	1:24.832	+ 1.982	11:15:26.278	9 -	1:27.473	+ 4.623
5 -	1:26.875	+ 4.025	11:16:53.153	10 -	1:24.010	+ 1.160
22	Colin WELLS		A BMW M3			
1 -	1:33.187	+ 9.135	11:11:26.514	6 -	1:24.625	+ 0.573
2 -	1:26.353	+ 2.301	11:12:52.867	7 -	1:24.786	+ 0.734
3 -	1:29.108	+ 5.056	11:14:21.975	8 -	1:30.166	+ 6.114
4 -	1:25.043	+ 0.991	11:15:47.018	9 -	1:25.761	+ 1.709
5 -	1:39.768	+ 15.716	11:17:26.786	10 -	1:24.052	11:24:36.176
27	Evelyne BUANIC		B BMW E30 M3			
1 -	1:39.079	+ 4.827	11:12:10.935	5 -	1:38.122	+ 3.870
2 -	1:36.075	+ 1.823	11:13:47.010	6 -	1:36.693	+ 2.441
3 -	1:35.571	+ 1.319	11:15:22.581	7 -	1:36.558	+ 2.306
4 -	1:37.358	+ 3.106	11:16:59.939	8 -	1:34.252	11:23:25.564
28	Adrian GILBERT		B BMW E36 M3			
1 -	1:37.566	+ 3.500	11:12:04.731	5 -	1:37.754	+ 3.688
2 -	1:35.747	+ 1.681	11:13:40.478	6 -	1:39.165	+ 5.099
3 -	1:36.383	+ 2.317	11:15:16.861	7 -	1:34.066	11:21:42.272
4 -	1:34.426	+ 0.360	11:16:51.287	8 -	1:37.357	+ 3.291
34	Mark ASTALL		B BMW Compact			
1 -	1:38.947	+ 6.164	11:11:40.681	6 -	1:35.678	+ 2.895
2 -	1:34.444	+ 1.661	11:13:15.125	7 -	1:33.241	+ 0.458
3 -	1:34.105	+ 1.322	11:14:49.230	8 -	1:33.048	+ 0.265
4 -	1:33.417	+ 0.634	11:16:22.647	9 -	1:33.221	+ 0.438
5 -	1:32.783		11:17:55.430			
41	Stuart LAWS		B BMW E36 M3			
1 -	1:35.713	+ 5.575	11:11:53.706	6 -	1:31.311	+ 1.173
2 -	1:32.246	+ 2.108	11:13:25.952	7 -	1:32.541	+ 2.403
3 -	1:30.380	+ 0.242	11:14:56.332	8 -	1:33.341	+ 3.203
4 -	1:32.765	+ 2.627	11:16:29.097	9 -	1:33.156	+ 3.018
5 -	1:30.138		11:17:59.235			
45	Des THRESH		B BMW E36 M3			
1 -	1:34.482	+ 4.343	11:11:25.712	6 -	1:30.995	+ 0.856
2 -	1:31.822	+ 1.683	11:12:57.534	7 -	1:31.650	+ 1.511
3 -	1:33.218	+ 3.079	11:14:30.752	8 -	1:30.889	+ 0.750
4 -	1:32.188	+ 2.049	11:16:02.940	9 -	1:30.180	+ 0.041
5 -	1:30.139		11:17:33.079			
67	Constantine DIMITRIOU		D BMW 318is			
1 -	2:02.730	+ 5.651	11:12:52.516	4 -	1:58.494	+ 1.415
2 -	1:58.625	+ 1.546	11:14:51.141	5 -	4:45.171	+ 2:48.092
3 -	1:57.079		11:16:48.220			
70	Stephan LANFERMEIJER		D BMW 318is			
1 -	1:40.485	+ 6.272	11:11:44.266	6 -	1:34.773	+ 0.560
2 -	1:37.578	+ 3.365	11:13:21.844	7 -	1:37.003	+ 2.790
3 -	1:35.854	+ 1.641	11:14:57.698	8 -	1:35.220	+ 1.007
4 -	1:35.020	+ 0.807	11:16:32.718	9 -	1:34.316	+ 0.103

Car 14 - NO working Transponder

Weather / Track : Cloudy / Dry

Thruxton

Circuit Length = 2.3560 miles

Start: 11:08 End: 11:24

Kumho BMW Championship
QUALIFYING - RACE 2 - LAP ANALYSIS

5 -	1:34.213		11:18:06.931			
73	John JONES		D BMW 318is			
1 -	1:44.958	+ 6.386	11:11:55.218	5 -	1:40.420	+ 1.848 11:18:37.812
2 -	1:42.681	+ 4.109	11:13:37.899	6 -	1:41.803	+ 3.231 11:20:19.615
3 -	1:40.495	+ 1.923	11:15:18.394	7 -	1:38.676	+ 0.104 11:21:58.291
4 -	1:38.998	+ 0.426	11:16:57.392	8 -	1:38.572	11:23:36.863
74	Ralph KIRK		D BMW 318			
1 -	1:41.707	+ 5.307	11:12:01.082	5 -	1:37.774	+ 1.374 11:18:31.877
2 -	1:39.071	+ 2.671	11:13:40.153	6 -	1:38.013	+ 1.613 11:20:09.890
3 -	1:36.400		11:15:16.553	7 -	1:37.920	+ 1.520 11:21:47.810
4 -	1:37.550	+ 1.150	11:16:54.103	8 -	1:37.678	+ 1.278 11:23:25.488
77	John BRABBIN		D BMW 318			
1 -	1:42.117	+ 4.285	11:12:03.097	5 -	1:38.280	+ 0.448 11:18:41.756
2 -	1:40.749	+ 2.917	11:13:43.846	6 -	1:38.316	+ 0.484 11:20:20.072
3 -	1:39.613	+ 1.781	11:15:23.459	7 -	1:37.832	11:21:57.904
4 -	1:40.017	+ 2.185	11:17:03.476	8 -	1:40.225	+ 2.393 11:23:38.129
88	Paul BELLAMY		D BMW 318is			
1 -	1:40.093	+ 5.572	11:11:40.519	6 -	1:36.882	+ 2.361 11:19:42.609
2 -	1:37.540	+ 3.019	11:13:18.059	7 -	1:35.379	+ 0.858 11:21:17.988
3 -	1:35.417	+ 0.896	11:14:53.476	8 -	1:34.521	11:22:52.509
4 -	1:37.273	+ 2.752	11:16:30.749	9 -	1:35.324	+ 0.803 11:24:27.833
5 -	1:34.978	+ 0.457	11:18:05.727			


Car 14 - NO working Transponder

Weather / Track : Cloudy / Dry

Thruxton
 Circuit Length = 2.3560 miles
 Start: 11:08 End: 11:24

Kumho BMW Championship

RACE 2 - GRID

ROW 12	1:57.079 67 Constantine DIMITRIOU	
ROW 11	1:37.832 77 John BRABBIN	1:38.572 73 John JONES
ROW 10	1:35.241 14 Edin SADIG	1:36.400 74 Ralph KIRK
ROW 9	1:34.252 27 Evelyne BUANIC	1:34.521 88 Paul BELLAMY
ROW 8	1:34.066 28 Adrian GILBERT	1:34.213 70 Stephan LANFERMEIJER
ROW 7	1:30.139 45 Des THRESH	1:32.783 34 Mark ASTALL
ROW 6	1:29.025 4 Colin WHITMORE	1:30.138 41 Stuart LAWS
ROW 5	1:27.420 12 Karl CATTLEFF	1:28.012 1 James CARD
ROW 4	1:26.522 6 Stephen PEARSON	1:26.950 13 Thomas HOULBROOK
ROW 3	1:24.197 10 Ian CRISP	1:24.740 11 David KEMPTON
ROW 2	1:24.007 8 James WEBB	1:24.052 22 Colin WELLS
ROW 1	1:22.573 3 Garrie WHITTAKER	1:22.850 19 Tom WEBB
Pole		
		

Thruxton
Circuit Length = 2.3560 miles

These results are provisional until the conclusion of any judicial and technical matters.

Clerk of Course :		Timekeeper :
-------------------	--	--------------

Kumho BMW Championship

RACE 2 - CLASSIFICATION

POS	NO	CL	NAME	ENTRY	LAPS	TIME	GAP	DIFF	MPH	BEST	ON
1	3	A	Garrie WHITTAKER	BMW E30 M3	14	19:41.109			100.53	1:22.964	3
2	8	A	James WEBB	BMW E36	14	19:54.792	13.683	13.683	99.38	1:24.122	6
3	11	A	David KEMPTON	BMW E36 M3	14	19:57.006	15.897	2.214	99.19	1:23.968	3
4	22	A	Colin WELLS	BMW M3	14	19:57.236	16.127	0.230	99.18	1:23.779	11
5	19	A	Tom WEBB	BMW E36	14	20:00.390	19.281	3.154	98.91	1:23.739	10
6	10	A	Ian CRISP	BMW E36 M3 EVO	14	20:11.319	30.210	10.929	98.02	1:25.271	3
7	13	A	Thomas HOULBROOK	BMW E36 M3	14	20:19.418	38.309	8.099	97.37	1:25.523	12
8	4	A	Colin WHITMORE	BMW M3	14	20:37.959	56.850	18.541	95.91	1:26.632	2
9	12	A	Karl CATTLEFF	BMW E30 M3	14	20:39.755	58.646	1.796	95.77	1:26.287	3
10	6	A	Stephen PEARSON	BMW M3	14	20:41.895	1:00.786	2.140	95.61	1:25.902	7
11	45	B	Des THRESH	BMW E36 M3	13	19:43.236	1 lap	1 lap	93.18	1:29.459	9
12	34	B	Mark ASTALL	BMW Compact	13	19:50.669	1 lap	7.433	92.60	1:29.314	9
13	41	B	Stuart LAWS	BMW E36 M3	13	19:54.916	1 lap	4.247	92.27	1:29.871	9
14	28	B	Adrian GILBERT	BMW E36 M3	13	20:19.437	1 lap	24.521	90.41	1:31.905	7
15	88	D	Paul BELLAMY	BMW 318is	13	20:36.348	1 lap	16.911	89.18	1:33.368	5
16	70	D	Stephan LANFERMEIJER	BMW 318is	13	20:46.705	1 lap	10.357	88.44	1:33.134	12
17	27	B	Evelyne BUANIC	BMW E30 M3	13	20:54.412	1 lap	7.707	87.89	1:32.218	5
18	77	D	John BRABBIN	BMW 318	12	19:52.107	2 laps	1 lap	85.37	1:36.256	10
19	73	D	John JONES	BMW 318is	12	19:54.788	2 laps	2.681	85.18	1:36.738	7
20	14	A	Edin SADIG	BMW Z3M Coupe	12	20:09.599	2 laps	14.811	84.14	1:37.116	11
21	67	D	Constantine DIMITRIOU	BMW 318is	11	20:44.060	3 laps	1 lap	74.99	1:48.499	8

NOT CLASSIFIED

DNF	74	D	Ralph KIRK	BMW 318	8	13:16.841	6 laps	3 laps	85.15	1:35.736	5
DNF	1	A	James CARD	BMW E30 M3	7	10:32.396	7 laps	1 lap	93.88	1:27.725	3

FASTEST LAP

3	A	Garrie WHITTAKER	BMW E30 M3	3	1:22.964	102.23 mph	164.52 kph
34	B	Mark ASTALL	BMW Compact	9	1:29.314	94.96 mph	152.82 kph
70	D	Stephan LANFERMEIJER	BMW 318is	12	1:33.134	91.06 mph	146.56 kph

Weather / Track : Cloudy / Dry

These results are provisional until the conclusion of any judicial and technical matters.

Thruxton

Circuit Length = 2.3560 miles

Start: 14:08 End: 14:29

Clerk of Course :	Timekeeper :
-------------------	--------------

Kumho BMW Championship

RACE 2 - LAP CHART

Lap 1			Lap 2			Lap 3			Lap 4			Lap 5		
No	Behind	Laptime	No	Behind	Laptime	No	Behind	Laptime	No	Behind	Laptime	No	Behind	Laptime
3		1:27.285	3		1:23.039	3		1:22.964	3		1:23.535	3		1:23.139
8	2.247	1:29.532	8	4.428	1:25.220	8	6.116	1:24.652	8	7.393	1:24.812	8	8.741	1:24.487
22	2.842	1:30.127	11	5.257	1:24.804	11	6.261	1:23.968	11	7.532	1:24.806	11	9.623	1:25.230
11	3.492	1:30.777	22	5.991	1:26.188	22	7.059	1:24.032	22	8.351	1:24.827	22	10.297	1:25.085
10	7.020	1:34.305	10	9.433	1:25.452	10	11.740	1:25.271	10	13.608	1:25.403	10	16.131	1:25.662
13	8.210	1:35.495	13	12.641	1:27.470	13	15.838	1:26.161	67	1 LAP	1:53.199	19	19.601	1:25.008
4	9.897	1:37.182	4	13.490	1:26.632	19	16.844	1:23.828	19	17.732	1:24.423	13	22.159	1:26.412
1	10.701	1:37.986	19	15.980	1:24.325	4	18.085	1:27.559	13	18.886	1:26.583	12	26.330	1:26.404
12	12.066	1:39.351	12	16.550	1:27.523	12	19.873	1:26.287	4	22.133	1:27.583	4	26.995	1:28.001
41	13.783	1:41.068	1	16.774	1:29.112	1	21.535	1:27.725	12	23.065	1:26.727	1	31.353	1:28.263
45	14.293	1:41.578	6	21.536	1:29.239	6	25.461	1:26.889	1	26.229	1:28.229	6	31.727	1:26.861
19	14.694	1:41.979	45	22.195	1:30.941	45	30.451	1:31.220	6	28.005	1:26.079	45	43.290	1:29.509
34	14.961	1:42.246	34	24.335	1:32.413	34	31.880	1:30.509	45	36.920	1:30.004	34	45.946	1:31.126
6	15.336	1:42.621	41	24.537	1:33.793	41	32.431	1:30.858	34	37.959	1:29.614	41	46.111	1:30.106
28	16.178	1:43.463	28	25.444	1:32.305	28	34.822	1:32.342	41	39.144	1:30.248	67	1 LAP	1:55.803
27	16.865	1:44.150	27	27.102	1:33.276	27	38.441	1:34.303	28	43.490	1:32.203	28	52.890	1:32.539
88	17.991	1:45.276	88	29.172	1:34.220	88	40.422	1:34.214	27	48.474	1:33.568	27	57.553	1:32.218
14	19.174	1:46.459	70	31.589	1:34.830	70	42.552	1:33.927	88	50.390	1:33.503	88	1:00.619	1:33.368
70	19.798	1:47.083	14	34.814	1:38.679	14	51.684	1:39.834	70	53.010	1:33.993	70	1:03.434	1:33.563
73	22.516	1:49.801	73	37.833	1:38.356	73	52.405	1:37.536	73	1:06.695	1:37.825	73	1:22.033	1:38.477
77	25.712	1:52.997	77	43.512	1:40.839	77	58.523	1:37.975	14	1:07.661	1:39.512	14	1:23.568	1:39.046
74	31.869	1:59.154	74	47.408	1:38.578	74	1:01.582	1:37.138	77	1:12.457	1:37.469			
67	38.373	2:05.658	67	1:07.684	1:52.350				74	1:14.585	1:36.538			

Weather / Track : Cloudy / Dry

Thruxton
Circuit Length = 2.3560 miles
Start: 14:08 End: 14:29

Kumho BMW Championship

RACE 2 - LAP CHART

Lap 6			Lap 7			Lap 8			Lap 9			Lap 10		
No	Behind	Laptime	No	Behind	Laptime	No	Behind	Laptime	No	Behind	Laptime	No	Behind	Laptime
3		1:24.022	3		1:23.853	3		1:23.624	3		1:24.872	3		1:24.132
77	1 LAP	1:36.940	8	9.490	1:24.502	8	11.872	1:26.006	88	1 LAP	1:34.553	28	1 LAP	1:34.223
74	1 LAP	1:35.736	11	11.919	1:26.019	11	12.615	1:24.320	70	1 LAP	1:33.699	8	12.199	1:24.174
8	8.841	1:24.122	22	12.263	1:25.807	22	12.976	1:24.337	8	12.157	1:25.157	11	15.358	1:25.063
11	9.753	1:24.152	73	1 LAP	1:38.580	67	2 LAPS	1:50.727	11	14.427	1:26.684	88	1 LAP	1:34.189
22	10.309	1:24.034	74	1 LAP	1:36.482	10	22.068	1:25.504	22	16.627	1:28.523	22	17.670	1:25.175
10	17.949	1:25.840	77	1 LAP	1:37.809	19	22.221	1:25.483	27	1 LAP	1:50.368	70	1 LAP	1:35.426
19	19.638	1:24.059	14	1 LAP	1:41.890	73	1 LAP	1:36.738	19	22.242	1:24.893	19	21.849	1:23.739
13	24.433	1:26.296	10	20.188	1:26.092	74	1 LAP	1:36.777	10	22.996	1:25.800	10	25.279	1:26.415
12	28.825	1:26.517	19	20.362	1:24.577	13	29.435	1:26.718	13	31.633	1:27.070	27	1 LAP	1:37.528
4	30.109	1:27.136	13	26.341	1:25.761	77	1 LAP	1:37.832	73	1 LAP	1:37.377	13	34.017	1:26.516
6	34.389	1:26.684	12	32.246	1:27.274	12	37.040	1:28.418	12	39.085	1:26.917	12	43.041	1:28.088
1	37.196	1:29.865	4	34.241	1:27.985	4	38.107	1:27.490	74	1 LAP	1:36.438	6	45.550	1:28.575
45	49.571	1:30.303	6	36.438	1:25.902	6	38.825	1:26.011	4	40.658	1:27.423	4	45.749	1:29.223
41	53.010	1:30.921	1	44.559	1:31.216	14	1 LAP	1:47.763	6	41.107	1:27.154	73	1 LAP	1:39.615
34	53.306	1:31.382	45	55.722	1:30.004	45	1:01.592	1:29.494	77	1 LAP	1:37.335	77	1 LAP	1:37.069
28	1:02.024	1:33.156	41	1:01.059	1:31.902	34	1:09.504	1:31.717	67	2 LAPS	1:50.105	67	2 LAPS	1:48.499
27	1:06.782	1:33.251	34	1:01.411	1:31.958	41	1:10.090	1:32.655	14	1 LAP	1:42.419	45	1:11.572	1:29.525
88	1:10.712	1:34.115	28	1:10.076	1:31.905	28	1:18.720	1:32.268	45	1:06.179	1:29.459	14	1 LAP	1:39.021
70	1:13.553	1:34.141	27	1:15.993	1:33.064				34	1:13.946	1:29.314	34	1:19.159	1:29.345
67	1 LAP	1:52.808	88	1:20.716	1:33.857				41	1:15.089	1:29.871	41	1:21.303	1:30.346
			70	1:22.924	1:33.224									

Weather / Track : Cloudy / Dry

Thruxton
Circuit Length = 2.3560 miles
Start: 14:08 End: 14:29

Kumho BMW Championship

RACE 2 - LAP CHART


Lap 11			Lap 12			Lap 13			Lap 14		
No	Behind	Laptime	No	Behind	Laptime	No	Behind	Laptime	No	Behind	Laptime
3		1:23.754	3		1:24.752	3		1:25.758	3		1:26.380
28	1 LAP	1:31.941	34	1 LAP	1:30.723	77	2 LAPS	1:43.089	45	1 LAP	1:29.681
8	15.003	1:26.558	14	2 LAPS	1:38.065	34	1 LAP	1:30.449	34	1 LAP	1:29.873
11	16.570	1:24.966	41	1 LAP	1:31.076	41	1 LAP	1:30.674	77	2 LAPS	1:36.497
22	17.695	1:23.779	67	3 LAPS	1:49.172	8	14.670	1:25.358	73	2 LAPS	1:43.302
19	22.481	1:24.386	8	15.070	1:24.819	14	2 LAPS	1:37.116	8	13.683	1:25.393
88	1 LAP	1:34.407	11	16.920	1:25.102	11	16.532	1:25.370	41	1 LAP	1:31.398
10	29.649	1:28.124	22	17.411	1:24.468	22	17.072	1:25.419	11	15.897	1:25.745
70	1 LAP	1:35.071	19	22.009	1:24.280	19	20.734	1:24.483	22	16.127	1:25.435
13	36.870	1:26.607	28	1 LAP	1:34.876	10	30.307	1:25.661	19	19.281	1:24.927
27	1 LAP	1:36.259	10	30.404	1:25.507	28	1 LAP	1:35.058	14	2 LAPS	1:39.795
12	47.458	1:28.171	13	37.641	1:25.523	67	3 LAPS	1:52.954	10	30.210	1:26.283
6	48.300	1:26.504	88	1 LAP	1:35.335	13	37.750	1:25.867	13	38.309	1:26.939
4	49.371	1:27.376	70	1 LAP	1:33.456	88	1 LAP	1:33.762	28	1 LAP	1:33.158
73	1 LAP	1:38.158	12	51.028	1:28.322	70	1 LAP	1:33.134	88	1 LAP	1:35.549
77	1 LAP	1:36.256	6	51.322	1:27.774	12	52.353	1:27.083	4	56.850	1:29.352
45	1:18.294	1:30.476	4	52.515	1:27.896	6	52.765	1:27.201	12	58.646	1:32.673
			27	1 LAP	1:36.729	4	53.878	1:27.121	6	1:00.786	1:34.401
			73	1 LAP	1:39.023	27	1 LAP	1:34.945	67	3 LAPS	1:52.785
			45	1:24.584	1:31.042				70	1 LAP	1:45.158
									27	1 LAP	1:34.753

Weather / Track : Cloudy / Dry

Thruxton
 Circuit Length = 2.3560 miles
 Start: 14:08 End: 14:29

Kumho BMW Championship

RACE 6 - GRID

ROW 12	1 James CARD	
ROW 11	67 Constantine DIMITRIOU	74 Ralph KIRK
ROW 10	73 John JONES	14 Edin SADIG
ROW 9	27 Evelyne BUANIC	77 John BRABBIN
ROW 8	88 Paul BELLAMY	70 Stephan LANFERMEIJER
ROW 7	41 Stuart LAWS	28 Adrian GILBERT
ROW 6	45 Des THRESH	34 Mark ASTALL
ROW 5	12 Karl CATTLEFF	6 Stephen PEARSON
ROW 4	13 Thomas HOULBROOK	4 Colin WHITMORE
ROW 3	19 Tom WEBB	10 Ian CRISP
ROW 2	11 David KEMPTON	22 Colin WELLS
ROW 1	3 Garrie WHITTAKER	8 James WEBB
Pole		
		


Thruxton
Circuit Length = 2.3560 miles

These results are provisional until the conclusion of any judicial and technical matters.

Clerk of Course :		Timekeeper :
-------------------	--	--------------

Kumho BMW Championship

RACE 6 RE START - GRID

ROW 11	34	Mark ASTALL	
ROW 10	73	John JONES	14
ROW 9	74	Ralph KIRK	77
ROW 8	88	Paul BELLAMY	70
ROW 7	28	Adrian GILBERT	27
ROW 6	45	Des THRESH	41
ROW 5	8	James WEBB	12
ROW 4	13	Thomas HOULBROOK	4
ROW 3	10	Ian CRISP	6
ROW 2	22	Colin WELLS	19
ROW 1	11	David KEMPTON	3
Pole			
			

Thruxton
Circuit Length = 2.3560 miles

These results are provisional until the conclusion of any judicial and technical matters.

Clerk of Course :		Timekeeper :
-------------------	--	--------------

Kumho BMW Championship

RACE 6 RE START - CLASSIFICATION

POS	NO	CL	NAME	ENTRY	LAPS	TIME	GAP	DIFF	MPH	BEST	ON
1	19	A	Tom WEBB	BMW E36	11	15:42.880			98.94	1:24.093	11
2	3	A	Garrie WHITTAKER	BMW E30 M3	11	15:43.213	0.333	0.333	98.91	1:23.324	9
3	11	A	David KEMPTON	BMW E36 M3	11	15:47.425	4.545	4.212	98.47	1:24.796	9
4	10	A	Ian CRISP	BMW E36 M3 EVO	11	15:51.283	8.403	3.858	98.07	1:24.724	5
5	8	A	James WEBB	BMW E36	11	15:51.494	8.614	0.211	98.05	1:24.938	5
6	22	A	Colin WELLS	BMW M3	11	15:52.202	9.322	0.708	97.98	1:25.349	5
7	13	A	Thomas HOULBROOK	BMW E36 M3	11	16:00.059	17.179	7.857	97.17	1:25.891	3
8	6	A	Stephen PEARSON	BMW M3	11	16:15.642	32.762	15.583	95.62	1:26.562	3
9	12	A	Karl CATLIFF	BMW E30 M3	11	16:19.485	36.605	3.843	95.25	1:26.596	9
10	4	A	Colin WHITMORE	BMW M3	11	16:26.913	44.033	7.428	94.53	1:27.808	2
11	45	B	Des THRESH	BMW E36 M3	11	16:51.446	1:08.566	24.533	92.24	1:30.676	10
12	41	B	Stuart LAWS	BMW E36 M3	11	17:04.413	1:21.533	12.967	91.07	1:30.471	2
13	28	B	Adrian GILBERT	BMW E36 M3	11	17:07.481	1:24.601	3.068	90.80	1:31.079	10
14	88	D	Paul BELLAMY	BMW 318is	10	15:56.394	1 lap	1 lap	88.68	1:33.483	10
15	70	D	Stephan LANFERMEIJER	BMW 318is	10	15:57.916	1 lap	1.522	88.54	1:33.544	6
16	27	B	Evelyne BUANIC	BMW E30 M3	10	16:30.184	1 lap	32.268	85.65	1:36.690	6
17	74	D	Ralph KIRK	BMW 318	10	16:37.687	1 lap	7.503	85.01	1:37.390	6
18	73	D	John JONES	BMW 318is	10	16:38.199	1 lap	0.512	84.96	1:37.295	10
19	67	D	Constantine DIMITRIOU	BMW 318is	9	16:45.686	2 laps	1 lap	75.90	1:48.327	8

NOT CLASSIFIED

DNF	14	A	Edin SADIG	BMW Z3M Coupe	1	1:47.540	10 laps	8 laps	78.86		
DNF	77	D	John BRABBIN	BMW 318	1	1:48.757	10 laps	1.217	77.98		

FASTEST LAP

3	A	Garrie WHITTAKER	BMW E30 M3	9	1:23.324		101.79 mph		163.81 kph		
41	B	Stuart LAWS	BMW E36 M3	2	1:30.471		93.74 mph		150.87 kph		
88	D	Paul BELLAMY	BMW 318is	10	1:33.483		90.72 mph		146.01 kph		

Weather / Track : Cloudy / Dry

These results are provisional until the conclusion of any judicial and technical matters.

Thruxton

Circuit Length = 2.3560 miles

Start: 17:17 End: 17:34

Clerk of Course :		Timekeeper :	
-------------------	--	--------------	--

Kumho BMW Championship
RACE 6 RE START - LAP CHART

Lap 1			Lap 2			Lap 3			Lap 4			Lap 5		
No	Behind	Laptime	No	Behind	Laptime	No	Behind	Laptime	No	Behind	Laptime	No	Behind	Laptime
11		1:29.934	11		1:26.067	11		1:25.641	11		1:25.019	11		1:25.618
3	0.377	1:30.311	3	0.278	1:25.968	22	1.126	1:26.020	19	0.426	1:24.244	19	0.270	1:25.462
22	0.819	1:30.753	22	0.747	1:25.995	3	1.136	1:26.499	3	0.973	1:24.856	3	1.186	1:25.831
19	1.435	1:31.369	19	0.973	1:25.605	19	1.201	1:25.869	22	1.706	1:25.599	22	1.437	1:25.349
10	1.516	1:31.450	10	1.704	1:26.255	10	2.329	1:26.266	10	2.884	1:25.574	10	1.990	1:24.724
8	2.501	1:32.435	8	1.980	1:25.546	8	2.586	1:26.247	8	3.272	1:25.705	8	2.592	1:24.938
13	2.949	1:32.883	13	3.236	1:26.354	13	3.486	1:25.891	13	4.626	1:26.159	13	6.731	1:27.723
6	3.299	1:33.233	6	4.367	1:27.135	6	5.288	1:26.562	6	8.017	1:27.748	6	9.665	1:27.266
12	4.548	1:34.482	4	6.860	1:27.808	4	9.599	1:28.380	4	13.648	1:29.068	4	16.991	1:28.961
4	5.119	1:35.053	12	8.251	1:29.770	12	10.291	1:27.681	12	14.389	1:29.117	12	17.482	1:28.711
45	7.838	1:37.772	45	12.611	1:30.840	45	18.035	1:31.065	45	24.173	1:31.157	67	1 LAP	1:51.885
41	11.023	1:40.957	41	15.427	1:30.471	41	21.089	1:31.303	41	28.900	1:32.830	45	29.543	1:30.988
28	11.941	1:41.875	28	18.748	1:32.874	28	25.958	1:32.851	28	34.554	1:33.615	41	37.245	1:33.963
27	12.846	1:42.780	70	23.876	1:34.957	70	34.759	1:36.524	88	44.732	1:34.874	28	42.451	1:33.515
88	13.604	1:43.538	88	23.942	1:36.405	88	34.877	1:36.576	70	46.471	1:36.731	88	54.172	1:35.058
70	14.986	1:44.920	27	25.459	1:38.680	27	42.576	1:42.758	27	57.424	1:39.867	70	55.463	1:34.610
14	17.606	1:47.540	74	32.847	1:40.237	74	47.116	1:39.910	74	1:01.029	1:38.932	27	1:10.832	1:39.026
74	18.677	1:48.611	73	33.605	1:40.088	73	47.814	1:39.850	73	1:02.200	1:39.405	74	1:13.356	1:37.945
77	18.823	1:48.757	67	53.806	1:50.187	67	1:19.720	1:51.555				73	1:14.683	1:38.101
73	19.584	1:49.518												
67	29.686	1:59.620												

Weather / Track : Cloudy / Dry

Thruxton
Circuit Length = 2.3560 miles
Start: 17:17 End: 17:34

Kumho BMW Championship

RACE 6 RE START - LAP CHART

Lap 6			Lap 7			Lap 8			Lap 9			Lap 10		
No	Behind	Laptime	No	Behind	Laptime	No	Behind	Laptime	No	Behind	Laptime	No	Behind	Laptime
11		1:26.532	19		1:25.689	19		1:25.536	19		1:24.231	19		1:24.460
19	0.060	1:26.322	73	1 LAP	1:38.296	3	1.285	1:25.293	3	0.378	1:23.324	3	0.792	1:24.874
3	0.162	1:25.508	11	1.242	1:26.991	11	1.787	1:26.081	11	2.352	1:24.796	11	2.893	1:25.001
22	0.472	1:25.567	3	1.528	1:27.115	10	3.686	1:27.473	10	5.348	1:25.893	88	1 LAP	1:34.333
10	0.754	1:25.296	10	1.749	1:26.744	8	4.033	1:27.036	8	5.683	1:25.881	70	1 LAP	1:34.424
8	1.021	1:24.961	8	2.533	1:27.261	22	4.392	1:26.837	22	6.186	1:26.025	10	6.167	1:25.279
13	6.417	1:26.218	22	3.091	1:28.368	27	6.417	1:37.736	13	12.563	1:28.337	8	6.577	1:25.354
6	10.900	1:27.767	13	6.892	1:26.224	13	8.457	1:27.101	67	2 LAPS	1:52.925	22	7.123	1:25.397
4	19.687	1:29.228	6	13.834	1:28.683	74	1 LAP	1:40.255	27	1 LAP	1:37.987	13	14.847	1:26.744
12	19.988	1:29.038	4	23.399	1:29.461	73	1 LAP	1:39.917	6	23.230	1:30.401	6	27.785	1:29.015
45	35.325	1:32.314	12	23.684	1:29.445	6	17.060	1:28.762	74	1 LAP	1:38.208	12	32.527	1:28.223
67	1 LAP	1:49.859	45	41.700	1:32.124	12	26.399	1:28.251	12	28.764	1:26.596	27	1 LAP	1:37.183
41	44.813	1:34.100	41	52.057	1:32.993	4	27.233	1:29.370	73	1 LAP	1:38.060	67	2 LAPS	1:48.327
28	48.569	1:32.650	28	55.189	1:32.369	45	47.616	1:31.452	4	31.166	1:28.164	4	37.192	1:30.486
88	1:01.947	1:34.307	67	1 LAP	1:51.263	41	57.759	1:31.238	45	55.113	1:31.728	74	1 LAP	1:38.190
70	1:02.475	1:33.544	88	1:10.366	1:34.168	28	1:01.472	1:31.819	41	1:05.386	1:31.858	73	1 LAP	1:37.669
27	1:20.990	1:36.690	70	1:10.772	1:34.046	88	1:18.482	1:33.652	28	1:10.201	1:32.960	45	1:01.329	1:30.676
74	1:24.214	1:37.390				70	1:18.866	1:33.630				41	1:12.613	1:31.687
												28	1:16.820	1:31.079

Weather / Track : Cloudy / Dry

Thruxton
Circuit Length = 2.3560 miles
Start: 17:17 End: 17:34

Kumho BMW Championship
RACE 6 RE START - LAP CHART

Lap 11		
No	Behind	Laptime
19		1:24.093
3	0.333	1:23.634
11	4.545	1:25.745
10	8.403	1:26.329
8	8.614	1:26.130
22	9.322	1:26.292
88	1 LAP	1:33.483
70	1 LAP	1:34.530
13	17.179	1:26.425
6	32.762	1:29.070
12	36.605	1:28.171
4	44.033	1:30.934
27	1 LAP	1:37.477
74	1 LAP	1:38.009
73	1 LAP	1:37.295
67	2 LAPS	1:50.065
45	1:08.566	1:31.330
41	1:21.533	1:33.013
28	1:24.601	1:31.874

Weather / Track : Cloudy / Dry

Thruxton
Circuit Length = 2.3560 miles
Start: 17:17 End: 17:34

Easytrack Caterham Graduate Championship (Classic)
QUALIFYING - RACE 4 - CLASSIFICATION

POS	NO	CL	NAME	ENTRY	TIME	ON	LAPS	GAP	DIFF	MPH
1	74		Charles FITZHUGH	Caterham 7	1:37.059	7	8			87.38
2	76		John PARKER	Caterham 7	1:37.263	6	8	0.204	0.204	87.20
3	72		Graeme SMITH	Caterham 7	1:38.268	8	8	1.209	1.005	86.31
4	87		Rowan WILLIAMS	Caterham 7	1:38.798	8	8	1.739	0.530	85.84
5	97		Justin COX	Caterham 7	1:38.887	8	8	1.828	0.089	85.77
6	98		James RUSSELL	Caterham 7	1:39.209	2	8	2.150	0.322	85.49
7	77		Jennifer GRACE	Caterham 7	1:40.022	7	8	2.963	0.813	84.79
8	96		Simon BONSER	Caterham 7	1:40.444	5	7	3.385	0.422	84.44
9	89		Paul HAWKER	Caterham 7	1:41.144	3	8	4.085	0.700	83.85
10	84		Stu THOMPSON	Caterham 7	1:41.266	8	8	4.207	0.122	83.75
11	82		Daniel LEWIS	Caterham 7	1:41.583	7	8	4.524	0.317	83.49
12	80		Trevor HARBER	Caterham 7	1:42.922	3	8	5.863	1.339	82.40
13	78		Andrew SAGAR	Caterham 7	1:43.609	3	8	6.550	0.687	81.86
14	88		Sheila MARSHALL	Caterham 7	1:45.412	6	8	8.353	1.803	80.46
15	91		Nigel LIDDELL	Caterham 7	1:46.515	6	8	9.456	1.103	79.62

Weather / Track : Cloudy / Dry
 These results are provisional until the conclusion of any judicial and technical matters.

Thruxton
 Circuit Length = 2.3560 miles
 Start: 11:29 End: 11:46

Clerk of Course :		Timekeeper :
-------------------	--	--------------

Easytrack Caterham Graduate Championship (Classic)

QUALIFYING - RACE 4 - LAP ANALYSIS

72	Graeme SMITH		Caterham 7				
1 -	1:40.995	+ 2.727	11:33:22.317	5 -	1:38.412	+ 0.144	11:39:58.833
2 -	1:39.907	+ 1.639	11:35:02.224	6 -	1:38.664	+ 0.396	11:41:37.497
3 -	1:38.998	+ 0.730	11:36:41.222	7 -	1:38.876	+ 0.608	11:43:16.373
4 -	1:39.199	+ 0.931	11:38:20.421	8 -	1:38.268		11:44:54.641
74	Charles FITZHUGH		Caterham 7				
1 -	1:39.654	+ 2.595	11:33:22.867	5 -	1:40.867	+ 3.808	11:40:00.714
2 -	1:38.624	+ 1.565	11:35:01.491	6 -	1:38.127	+ 1.068	11:41:38.841
3 -	1:41.014	+ 3.955	11:36:42.505	7 -	1:37.059		11:43:15.900
4 -	1:37.342	+ 0.283	11:38:19.847	8 -	1:40.772	+ 3.713	11:44:56.672
76	John PARKER		Caterham 7				
1 -	1:40.198	+ 2.935	11:33:22.325	5 -	1:39.079	+ 1.816	11:39:59.455
2 -	1:39.474	+ 2.211	11:35:01.799	6 -	1:37.263		11:41:36.718
3 -	1:39.345	+ 2.082	11:36:41.144	7 -	1:39.343	+ 2.080	11:43:16.061
4 -	1:39.232	+ 1.969	11:38:20.376	8 -	1:39.117	+ 1.854	11:44:55.178
77	Jennifer GRACE		Caterham 7				
1 -	1:41.550	+ 1.528	11:33:28.314	5 -	1:40.079	+ 0.057	11:40:10.908
2 -	1:41.702	+ 1.680	11:35:10.016	6 -	1:40.432	+ 0.410	11:41:51.340
3 -	1:40.173	+ 0.151	11:36:50.189	7 -	1:40.022		11:43:31.362
4 -	1:40.640	+ 0.618	11:38:30.829	8 -	1:41.851	+ 1.829	11:45:13.213
78	Andrew SAGAR		Caterham 7				
1 -	1:47.815	+ 4.206	11:33:58.311	5 -	1:44.462	+ 0.853	11:40:57.343
2 -	1:46.909	+ 3.300	11:35:45.220	6 -	1:44.250	+ 0.641	11:42:41.593
3 -	1:43.609		11:37:28.829	7 -	1:44.492	+ 0.883	11:44:26.085
4 -	1:44.052	+ 0.443	11:39:12.881	8 -	1:45.081	+ 1.472	11:46:11.166
80	Trevor HARBER		Caterham 7				
1 -	1:45.524	+ 2.602	11:33:46.010	5 -	1:42.928	+ 0.006	11:40:42.248
2 -	1:46.921	+ 3.999	11:35:32.931	6 -	1:43.047	+ 0.125	11:42:25.295
3 -	1:42.922		11:37:15.853	7 -	1:43.450	+ 0.528	11:44:08.745
4 -	1:43.467	+ 0.545	11:38:59.320	8 -	1:44.158	+ 1.236	11:45:52.903
82	Daniel LEWIS		Caterham 7				
1 -	1:45.864	+ 4.281	11:33:51.639	5 -	1:42.464	+ 0.881	11:40:51.959
2 -	1:45.925	+ 4.342	11:35:37.564	6 -	1:42.545	+ 0.962	11:42:34.504
3 -	1:47.898	+ 6.315	11:37:25.462	7 -	1:41.583		11:44:16.087
4 -	1:44.033	+ 2.450	11:39:09.495	8 -	1:41.610	+ 0.027	11:45:57.697
84	Stu THOMPSON		Caterham 7				
1 -	1:43.697	+ 2.431	11:33:48.408	5 -	1:41.980	+ 0.714	11:40:37.735
2 -	1:43.127	+ 1.861	11:35:31.535	6 -	1:42.673	+ 1.407	11:42:20.408
3 -	1:41.877	+ 0.611	11:37:13.412	7 -	1:41.325	+ 0.059	11:44:01.733
4 -	1:42.343	+ 1.077	11:38:55.755	8 -	1:41.266		11:45:42.999
87	Rowan WILLIAMS		Caterham 7				
1 -	1:42.130	+ 3.332	11:33:47.101	5 -	1:40.334	+ 1.536	11:40:31.411
2 -	1:42.667	+ 3.869	11:35:29.768	6 -	1:39.615	+ 0.817	11:42:11.026
3 -	1:39.974	+ 1.176	11:37:09.742	7 -	1:40.001	+ 1.203	11:43:51.027
4 -	1:41.335	+ 2.537	11:38:51.077	8 -	1:38.798		11:45:29.825
88	Sheila MARSHALL		Caterham 7				
1 -	1:47.414	+ 2.002	11:34:04.561	5 -	1:45.513	+ 0.101	11:41:10.870
2 -	1:46.852	+ 1.440	11:35:51.413	6 -	1:45.412		11:42:56.282
3 -	1:47.763	+ 2.351	11:37:39.176	7 -	1:46.223	+ 0.811	11:44:42.505
4 -	1:46.181	+ 0.769	11:39:25.357	8 -	1:46.216	+ 0.804	11:46:28.721

Weather / Track : Cloudy / Dry

Thruxton
Circuit Length = 2.3560 miles
Start: 11:29 End: 11:46

Easytrack Caterham Graduate Championship (Classic)

QUALIFYING - RACE 4 - LAP ANALYSIS

89	Paul HAWKER		Caterham 7				
1 -	1:44.102	+ 2.958	11:34:00.595	5 -	1:41.874	+ 0.730	11:40:49.052
2 -	1:42.837	+ 1.693	11:35:43.432	6 -	1:42.311	+ 1.167	11:42:31.363
3 -	1:41.144		11:37:24.576	7 -	1:41.407	+ 0.263	11:44:12.770
4 -	1:42.602	+ 1.458	11:39:07.178	8 -	1:41.557	+ 0.413	11:45:54.327
91	Nigel LIDDELL		Caterham 7				
1 -	1:47.239	+ 0.724	11:33:49.460	5 -	1:46.564	+ 0.049	11:41:00.290
2 -	1:47.183	+ 0.668	11:35:36.643	6 -	1:46.515		11:42:46.805
3 -	1:47.554	+ 1.039	11:37:24.197	7 -	1:49.296	+ 2.781	11:44:36.101
4 -	1:49.529	+ 3.014	11:39:13.726	8 -	1:47.419	+ 0.904	11:46:23.520
96	Simon BONSER		Caterham 7				
1 -	1:43.585	+ 3.141	11:33:42.606	5 -	1:40.444		11:40:32.033
2 -	1:42.161	+ 1.717	11:35:24.767	6 -	2:11.899	+ 31.455	11:42:43.932
3 -	1:41.455	+ 1.011	11:37:06.222	7 -	2:14.325	+ 33.881	11:44:58.257
4 -	1:45.367	+ 4.923	11:38:51.589				
97	Justin COX		Caterham 7				
1 -	1:43.422	+ 4.535	11:33:47.306	5 -	1:40.744	+ 1.857	11:40:31.574
2 -	1:41.974	+ 3.087	11:35:29.280	6 -	1:39.165	+ 0.278	11:42:10.739
3 -	1:40.774	+ 1.887	11:37:10.054	7 -	1:40.766	+ 1.879	11:43:51.505
4 -	1:40.776	+ 1.889	11:38:50.830	8 -	1:38.887		11:45:30.392
98	James RUSSELL		Caterham 7				
1 -	1:40.370	+ 1.161	11:33:24.514	5 -	1:42.704	+ 3.495	11:40:09.903
2 -	1:39.209		11:35:03.723	6 -	1:42.472	+ 3.263	11:41:52.375
3 -	1:41.309	+ 2.100	11:36:45.032	7 -	1:39.437	+ 0.228	11:43:31.812
4 -	1:42.167	+ 2.958	11:38:27.199	8 -	1:41.104	+ 1.895	11:45:12.916

Weather / Track : Cloudy / Dry


Thruxton
Circuit Length = 2.3560 miles
Start: 11:29 End: 11:46

Easytrack Caterham Graduate Championship (Classic)

RACE 4 - GRID

ROW 8	1:46.515 91 Nigel LIDDELL	
ROW 7	1:43.609 78 Andrew SAGAR	1:45.412 88 Sheila MARSHALL
ROW 6	1:41.583 82 Daniel LEWIS	1:42.922 80 Trevor HARBER
ROW 5	1:41.144 89 Paul HAWKER	1:41.266 84 Stu THOMPSON
ROW 4	1:40.022 77 Jennifer GRACE	1:40.444 96 Simon BONSER
ROW 3	1:38.887 97 Justin COX	1:39.209 98 James RUSSELL
ROW 2	1:38.268 72 Graeme SMITH	1:38.798 87 Rowan WILLIAMS
ROW 1	1:37.059 74 Charles FITZHUGH	1:37.263 76 John PARKER

Pole



Thruxton
Circuit Length = 2.3560 miles

These results are provisional until the conclusion of any judicial and technical matters.

Clerk of Course :		Timekeeper :
-------------------	--	--------------

Easytrack Caterham Graduate Championship (Classic)

RACE 4 - CLASSIFICATION

POS	NO	CL	NAME	ENTRY	LAPS	TIME	GAP	DIFF	MPH	BEST	ON
1	76		John PARKER	Caterham 7	13	21:29.212			85.52	1:37.253	10
2	72		Graeme SMITH	Caterham 7	13	21:29.389	0.177	0.177	85.51	1:37.345	12
3	74		Charles FITZHUGH	Caterham 7	13	21:29.929	0.717	0.540	85.47	1:37.201	13
4	87		Rowan WILLIAMS	Caterham 7	13	21:30.510	1.298	0.581	85.43	1:36.700	10
5	77		Jennifer GRACE	Caterham 7	13	21:30.676	1.464	0.166	85.42	1:37.405	7
6	97		Justin COX	Caterham 7	13	21:31.004	1.792	0.328	85.40	1:37.966	5
7	89		Paul HAWKER	Caterham 7	13	21:32.045	2.833	1.041	85.33	1:37.672	11
8	98		James RUSSELL	Caterham 7	13	21:32.181	2.969	0.136	85.32	1:37.524	11
9	96		Simon BONSER	Caterham 7	13	21:32.477	3.265	0.296	85.30	1:37.843	7
10	78		Andrew SAGAR	Caterham 7	13	21:56.793	27.581	24.316	83.73	1:39.297	2
11	84		Stu THOMPSON	Caterham 7	13	21:57.187	27.975	0.394	83.70	1:39.472	13
12	82		Daniel LEWIS	Caterham 7	13	21:57.841	28.629	0.654	83.66	1:39.058	11
13	80		Trevor HARBER	Caterham 7	13	21:58.129	28.917	0.288	83.64	1:39.030	13
14	88		Sheila MARSHALL	Caterham 7	13	22:59.416	1:30.204	1:01.287	79.93	1:43.009	13
15	91		Nigel LIDDELL	Caterham 7	13	23:00.468	1:31.256	1.052	79.87	1:43.457	13

FASTEST LAP

87	Rowan WILLIAMS	Caterham 7	10	1:36.700	87.71 mph	141.15 kph
----	----------------	------------	----	----------	-----------	------------

Weather / Track : Cloudy / Dry

These results are provisional until the conclusion of any judicial and technical matters.

Thruxton

Circuit Length = 2.3560 miles

Start: 15:39 End: 16:02

Clerk of Course :

Timekeeper :

Easytrack Caterham Graduate Championship (Classic)

RACE 4 - LAP CHART

Lap 1			Lap 2			Lap 3			Lap 4			Lap 5		
No	Behind	Laptime	No	Behind	Laptime	No	Behind	Laptime	No	Behind	Laptime	No	Behind	Laptime
76		1:44.241	97		1:38.616	76		1:38.438	74		1:38.575	74		1:39.067
97	0.326	1:44.567	76	0.096	1:39.038	87	0.348	1:37.205	87	0.090	1:39.726	87	0.196	1:39.173
74	0.424	1:44.665	74	0.324	1:38.842	97	0.640	1:39.174	76	1.196	1:41.180	72	1.315	1:38.079
98	0.774	1:45.015	77	1.161	1:38.120	74	1.409	1:39.619	77	1.367	1:39.803	97	1.732	1:37.966
87	1.058	1:45.299	96	1.419	1:39.165	77	1.548	1:38.921	72	2.303	1:39.700	77	1.826	1:39.526
96	1.196	1:45.437	98	1.421	1:39.589	96	2.002	1:39.117	96	2.795	1:40.777	96	2.155	1:38.427
77	1.983	1:46.224	87	1.677	1:39.561	98	2.386	1:39.499	97	2.833	1:42.177	76	2.205	1:40.076
72	2.093	1:46.334	89	2.664	1:39.400	72	2.587	1:37.623	98	3.073	1:40.671	98	2.217	1:38.211
89	2.206	1:46.447	72	3.498	1:40.347	89	3.134	1:39.004	89	3.261	1:40.111	89	2.846	1:38.652
84	3.064	1:47.305	84	3.902	1:39.780	78	7.236	1:41.296	78	7.759	1:40.507	78	9.590	1:40.898
82	4.110	1:48.351	78	4.474	1:39.297	84	7.523	1:42.155	84	9.496	1:41.957	84	11.729	1:41.300
78	4.119	1:48.360	82	6.105	1:40.937	82	7.690	1:40.119	82	9.946	1:42.240	82	12.310	1:41.431
80	5.889	1:50.130	80	6.707	1:39.760	80	8.309	1:40.136	80	10.132	1:41.807	80	12.390	1:41.325
91	8.651	1:52.892	88	16.045	1:46.181	91	23.550	1:45.378	91	30.121	1:46.555	88	37.409	1:45.987
88	8.806	1:53.047	91	16.706	1:46.997	88	23.702	1:46.191	88	30.489	1:46.771	91	38.322	1:47.268

Weather / Track : Cloudy / Dry

Thruxton
Circuit Length = 2.3560 miles
Start: 15:39 End: 16:02

Easytrack Caterham Graduate Championship (Classic)

RACE 4 - LAP CHART

Lap 6			Lap 7			Lap 8			Lap 9			Lap 10		
No	Behind	Laptime	No	Behind	Laptime	No	Behind	Laptime	No	Behind	Laptime	No	Behind	Laptime
87		1:38.898	87		1:38.297	76		1:38.013	72		1:38.828	76		1:37.253
72	0.359	1:38.138	72	0.132	1:38.070	74	0.398	1:38.881	76	1.059	1:40.338	87	0.246	1:36.700
74	0.395	1:39.489	74	0.586	1:38.488	72	0.451	1:39.388	77	1.250	1:38.928	74	1.349	1:37.650
97	1.213	1:38.575	77	0.720	1:37.405	87	1.141	1:40.210	87	1.858	1:39.996	77	1.461	1:38.523
77	1.612	1:38.880	76	1.056	1:37.467	77	1.601	1:39.950	74	2.011	1:40.892	72	1.515	1:39.827
76	1.886	1:38.775	97	1.363	1:38.447	96	2.211	1:39.582	97	2.021	1:38.764	97	1.737	1:38.028
96	2.152	1:39.091	96	1.698	1:37.843	97	2.536	1:40.242	96	2.352	1:39.420	89	3.260	1:38.908
89	2.555	1:38.803	89	2.213	1:37.955	89	2.554	1:39.410	89	2.664	1:39.389	96	3.532	1:39.492
98	2.689	1:39.566	98	2.716	1:38.324	98	2.606	1:38.959	98	2.998	1:39.671	98	3.715	1:39.029
78	11.228	1:40.732	78	14.638	1:41.707	78	18.089	1:42.520	78	19.366	1:40.556	78	21.195	1:40.141
84	13.042	1:40.407	84	15.033	1:40.288	84	18.536	1:42.572	84	20.014	1:40.757	84	21.613	1:39.911
80	13.357	1:40.061	80	15.787	1:40.727	80	18.934	1:42.216	80	21.238	1:41.583	80	23.106	1:40.180
82	13.964	1:40.748	82	16.095	1:40.428	82	18.970	1:41.944	82	21.607	1:41.916	82	23.715	1:40.420
91	43.890	1:44.662	88	51.822	1:45.942	91	57.902	1:44.533	91	1:04.001	1:45.378	91	1:11.323	1:45.634
88	44.177	1:45.862	91	52.438	1:46.845	88	58.264	1:45.511	88	1:04.062	1:45.077	88	1:11.620	1:45.870

Weather / Track : Cloudy / Dry

Thruxton
 Circuit Length = 2.3560 miles
 Start: 15:39 End: 16:02

Easytrack Caterham Graduate Championship (Classic)
RACE 4 - LAP CHART

Lap 11			Lap 12			Lap 13		
No	Behind	Laptime	No	Behind	Laptime	No	Behind	Laptime
76		1:38.355	76		1:38.029	76		1:38.009
74	0.637	1:37.643	72	0.772	1:37.345	72	0.177	1:37.414
87	0.831	1:38.940	87	1.304	1:38.502	74	0.717	1:37.201
77	1.042	1:37.936	74	1.525	1:38.917	87	1.298	1:38.003
72	1.456	1:38.296	97	1.676	1:38.001	77	1.464	1:37.732
97	1.704	1:38.322	77	1.741	1:38.728	97	1.792	1:38.125
89	2.577	1:37.672	89	2.341	1:37.793	89	2.833	1:38.501
98	2.884	1:37.524	98	2.665	1:37.810	98	2.969	1:38.313
96	3.332	1:38.155	96	3.177	1:37.874	96	3.265	1:38.097
84	23.277	1:40.019	78	26.098	1:40.619	78	27.581	1:39.492
78	23.508	1:40.668	84	26.512	1:41.264	84	27.975	1:39.472
80	24.241	1:39.490	82	27.064	1:40.675	82	28.629	1:39.574
82	24.418	1:39.058	80	27.896	1:41.684	80	28.917	1:39.030
88	1:18.827	1:45.562	88	1:25.204	1:44.406	88	1:30.204	1:43.009
91	1:19.439	1:46.471	91	1:25.808	1:44.398	91	1:31.256	1:43.457

Weather / Track : Cloudy / Dry

Thruxton
 Circuit Length = 2.3560 miles
 Start: 15:39 End: 16:02

Easytrack Caterham Graduate Championship (Mega)
QUALIFYING - RACE 7 - CLASSIFICATION

POS	NO	CL	NAME	ENTRY	TIME	ON	LAPS	GAP	DIFF	MPH
1	7		Paul MANYWEATHERS	Caterham 7	1:27.325	7	9			97.12
2	8		Martin AMISON	Caterham 7	1:27.626	9	9	0.301	0.301	96.79
3	40		David SHAW	Caterham 7	1:27.715	9	9	0.390	0.089	96.69
4	47		George LONGMUIR	Caterham 7	1:27.775	6	7	0.450	0.060	96.62
5	21		Nicholas HARYETT	Caterham 7	1:27.863	5	9	0.538	0.088	96.53
6	30		Mark BRUNNING	Caterham 7	1:27.881	9	9	0.556	0.018	96.51
7	18		Paul ALLEN	Caterham 7	1:27.995	9	9	0.670	0.114	96.38
8	11		Myles PACKMAN	Caterham 7	1:28.206	7	9	0.881	0.211	96.15
9	28		Chris FOX	Caterham 7	1:28.510	7	9	1.185	0.304	95.82
10	6		Tom OVERTON	Caterham 7	1:28.941	5	9	1.616	0.431	95.36
11	24		Nigel SMITH	Caterham 7	1:29.016	8	9	1.691	0.075	95.28
12	5		Nick FROST	Caterham 7	1:29.219	5	9	1.894	0.203	95.06
13	32		Peter NEAL	Caterham 7	1:29.770	5	9	2.445	0.551	94.48
14	3		Adrian RUSSELL	Caterham 7	1:30.131	8	9	2.806	0.361	94.10
15	52		Mike FESEMEYER	Caterham 7	1:30.410	9	9	3.085	0.279	93.81
16	43		John WAKE	Caterham 7	1:31.977	9	9	4.652	1.567	92.21
17	10		Kim RAYMENT	Caterham 7	1:32.576	8	8	5.251	0.599	91.61
18	22		Peter MARSH	Caterham 7	1:32.764	5	9	5.439	0.188	91.43
19	23		Bob WILSON	Caterham 7	1:33.297	4	6	5.972	0.533	90.90
20	46		Alwynn MORRIS	Caterham 7	1:33.429	1	1	6.104	0.132	90.78

Weather / Track : Cloudy / Dry
 These results are provisional until the conclusion of any judicial and technical matters.

Thruxton
 Circuit Length = 2.3560 miles
 Start: 11:50 End: 12:06

Clerk of Course :		Timekeeper :
-------------------	--	--------------

Easytrack Caterham Graduate Championship (Mega)

QUALIFYING - RACE 7 - LAP ANALYSIS

3	Adrian RUSSELL		Caterham 7				
1 -	1:34.021	+ 3.890	11:53:53.822	6 -	1:31.037	+ 0.906	12:01:36.882
2 -	1:35.058	+ 4.927	11:55:28.880	7 -	1:31.367	+ 1.236	12:03:08.249
3 -	1:32.771	+ 2.640	11:57:01.651	8 -	1:30.131		12:04:38.380
4 -	1:32.618	+ 2.487	11:58:34.269	9 -	1:33.781	+ 3.650	12:06:12.161
5 -	1:31.576	+ 1.445	12:00:05.845				
5	Nick FROST		Caterham 7				
1 -	1:30.739	+ 1.520	11:53:23.551	6 -	1:30.777	+ 1.558	12:00:56.804
2 -	1:30.008	+ 0.789	11:54:53.559	7 -	1:29.384	+ 0.165	12:02:26.188
3 -	1:29.736	+ 0.517	11:56:23.295	8 -	1:29.827	+ 0.608	12:03:56.015
4 -	1:33.513	+ 4.294	11:57:56.808	9 -	1:29.758	+ 0.539	12:05:25.773
5 -	1:29.219		11:59:26.027				
6	Tom OVERTON		Caterham 7				
1 -	1:32.134	+ 3.193	11:53:24.785	6 -	1:30.200	+ 1.259	12:00:56.593
2 -	1:30.789	+ 1.848	11:54:55.574	7 -	1:29.425	+ 0.484	12:02:26.018
3 -	1:29.540	+ 0.599	11:56:25.114	8 -	1:31.037	+ 2.096	12:03:57.055
4 -	1:32.338	+ 3.397	11:57:57.452	9 -	1:31.059	+ 2.118	12:05:28.114
5 -	1:28.941		11:59:26.393				
7	Paul MANYWEATHERS		Caterham 7				
1 -	1:28.701	+ 1.376	11:53:24.781	6 -	1:28.856	+ 1.531	12:01:02.479
2 -	1:30.428	+ 3.103	11:54:55.209	7 -	1:27.325		12:02:29.804
3 -	1:29.962	+ 2.637	11:56:25.171	8 -	1:27.737	+ 0.412	12:03:57.541
4 -	1:40.248	+ 12.923	11:58:05.419	9 -	1:32.259	+ 4.934	12:05:29.800
5 -	1:28.204	+ 0.879	11:59:33.623				
8	Martin AMISON		Caterham 7				
1 -	1:31.604	+ 3.978	11:53:30.161	6 -	1:30.742	+ 3.116	12:00:58.031
2 -	1:29.672	+ 2.046	11:54:59.833	7 -	1:28.503	+ 0.877	12:02:26.534
3 -	1:29.656	+ 2.030	11:56:29.489	8 -	1:32.452	+ 4.826	12:03:58.986
4 -	1:29.061	+ 1.435	11:57:58.550	9 -	1:27.626		12:05:26.612
5 -	1:28.739	+ 1.113	11:59:27.289				
10	Kim RAYMENT		Caterham 7				
1 -	1:45.537	+ 12.961	11:54:12.619	5 -	1:34.442	+ 1.866	12:00:34.010
2 -	1:36.097	+ 3.521	11:55:48.716	6 -	1:34.689	+ 2.113	12:02:08.699
3 -	1:34.942	+ 2.366	11:57:23.658	7 -	1:34.289	+ 1.713	12:03:42.988
4 -	1:35.910	+ 3.334	11:58:59.568	8 -	1:32.576		12:05:15.564
11	Myles PACKMAN		Caterham 7				
1 -	1:32.885	+ 4.679	11:53:39.299	6 -	1:28.451	+ 0.245	12:01:08.292
2 -	1:31.513	+ 3.307	11:55:10.812	7 -	1:28.206		12:02:36.498
3 -	1:30.246	+ 2.040	11:56:41.058	8 -	1:28.891	+ 0.685	12:04:05.389
4 -	1:29.040	+ 0.834	11:58:10.098	9 -	1:28.526	+ 0.320	12:05:33.915
5 -	1:29.743	+ 1.537	11:59:39.841				
18	Paul ALLEN		Caterham 7				
1 -	1:29.283	+ 1.288	11:53:25.956	6 -	1:28.260	+ 0.265	12:00:58.680
2 -	1:29.716	+ 1.721	11:54:55.672	7 -	1:32.845	+ 4.850	12:02:31.525
3 -	1:34.069	+ 6.074	11:56:29.741	8 -	1:29.323	+ 1.328	12:04:00.848
4 -	1:32.289	+ 4.294	11:58:02.030	9 -	1:27.995		12:05:28.843
5 -	1:28.390	+ 0.395	11:59:30.420				
21	Nicholas HARYETT		Caterham 7				
1 -	1:31.958	+ 4.095	11:53:23.897	6 -	1:29.395	+ 1.532	12:00:56.353
2 -	1:30.888	+ 3.025	11:54:54.785	7 -	1:31.397	+ 3.534	12:02:27.750
3 -	1:35.384	+ 7.521	11:56:30.169	8 -	1:29.349	+ 1.486	12:03:57.099
4 -	1:28.926	+ 1.063	11:57:59.095	9 -	1:28.228	+ 0.365	12:05:25.327
5 -	1:27.863		11:59:26.958				

Weather / Track : Cloudy / Dry

Thruxton
Circuit Length = 2.3560 miles
Start: 11:50 End: 12:06

Easytrack Caterham Graduate Championship (Mega)

QUALIFYING - RACE 7 - LAP ANALYSIS

22	Peter MARSH		Caterham 7				
1 -	1:37.063	+ 4.299	11:53:53.270	6 -	1:34.087	+ 1.323	12:01:46.434
2 -	1:36.556	+ 3.792	11:55:29.826	7 -	1:34.167	+ 1.403	12:03:20.601
3 -	1:34.849	+ 2.085	11:57:04.675	8 -	1:34.095	+ 1.331	12:04:54.696
4 -	1:34.908	+ 2.144	11:58:39.583	9 -	1:33.338	+ 0.574	12:06:28.034
5 -	1:32.764		12:00:12.347				
23	Bob WILSON		Caterham 7				
1 -	1:39.926	+ 6.629	11:53:53.320	4 -	1:33.297		12:00:13.426
2 -	3:11.716	+ 1:38.419	11:57:05.036	5 -	1:33.382	+ 0.085	12:01:46.808
3 -	1:35.093	+ 1.796	11:58:40.129	6 -	4:41.340	+ 3:08.043	12:06:28.148
24	Nigel SMITH		Caterham 7				
1 -	1:40.309	+ 11.293	11:53:54.324	6 -	1:30.528	+ 1.512	12:01:40.549
2 -	1:37.878	+ 8.862	11:55:32.202	7 -	1:30.154	+ 1.138	12:03:10.703
3 -	1:33.133	+ 4.117	11:57:05.335	8 -	1:29.016		12:04:39.719
4 -	1:33.061	+ 4.045	11:58:38.396	9 -	1:32.577	+ 3.561	12:06:12.296
5 -	1:31.625	+ 2.609	12:00:10.021				
28	Chris FOX		Caterham 7				
1 -	1:33.221	+ 4.711	11:53:40.161	6 -	1:28.849	+ 0.339	12:01:09.065
2 -	1:31.140	+ 2.630	11:55:11.301	7 -	1:28.510		12:02:37.575
3 -	1:30.322	+ 1.812	11:56:41.623	8 -	1:29.331	+ 0.821	12:04:06.906
4 -	1:29.177	+ 0.667	11:58:10.800	9 -	1:35.221	+ 6.711	12:05:42.127
5 -	1:29.416	+ 0.906	11:59:40.216				
30	Mark BRUNNING		Caterham 7				
1 -	1:39.476	+ 11.595	11:54:11.390	6 -	1:30.294	+ 2.413	12:01:47.727
2 -	1:35.232	+ 7.351	11:55:46.622	7 -	1:31.078	+ 3.197	12:03:18.805
3 -	1:31.545	+ 3.664	11:57:18.167	8 -	1:28.215	+ 0.334	12:04:47.020
4 -	1:30.105	+ 2.224	11:58:48.272	9 -	1:27.881		12:06:14.901
5 -	1:29.161	+ 1.280	12:00:17.433				
32	Peter NEAL		Caterham 7				
1 -	1:42.020	+ 12.250	11:54:10.322	6 -	1:31.350	+ 1.580	12:01:51.484
2 -	1:37.367	+ 7.597	11:55:47.689	7 -	1:30.007	+ 0.237	12:03:21.491
3 -	1:32.076	+ 2.306	11:57:19.765	8 -	1:32.046	+ 2.276	12:04:53.537
4 -	1:30.599	+ 0.829	11:58:50.364	9 -	1:30.636	+ 0.866	12:06:24.173
5 -	1:29.770		12:00:20.134				
40	David SHAW		Caterham 7				
1 -	1:33.940	+ 6.225	11:53:39.714	6 -	1:29.607	+ 1.892	12:01:08.687
2 -	1:30.537	+ 2.822	11:55:10.251	7 -	1:28.159	+ 0.444	12:02:36.846
3 -	1:30.116	+ 2.401	11:56:40.367	8 -	1:28.959	+ 1.244	12:04:05.805
4 -	1:30.049	+ 2.334	11:58:10.416	9 -	1:27.715		12:05:33.520
5 -	1:28.664	+ 0.949	11:59:39.080				
43	John WAKE		Caterham 7				
1 -	1:38.744	+ 6.767	11:53:54.154	6 -	1:34.953	+ 2.976	12:01:52.304
2 -	1:37.197	+ 5.220	11:55:31.351	7 -	1:32.963	+ 0.986	12:03:25.267
3 -	1:35.028	+ 3.051	11:57:06.379	8 -	1:32.909	+ 0.932	12:04:58.176
4 -	1:36.576	+ 4.599	11:58:42.955	9 -	1:31.977		12:06:30.153
5 -	1:34.396	+ 2.419	12:00:17.351				
46	Alwynn MORRIS		Caterham 7				
1 -	1:33.429		11:53:54.999				
47	George LONGMUIR		Caterham 7				
1 -	1:32.885	+ 5.110	11:53:30.353	5 -	4:29.848	+ 3:02.073	12:02:29.574
2 -	1:30.532	+ 2.757	11:55:00.885	6 -	1:27.775		12:03:57.349
3 -	1:29.612	+ 1.837	11:56:30.497	7 -	1:28.936	+ 1.161	12:05:26.285

Weather / Track : Cloudy / Dry

Thrupton
Circuit Length = 2.3560 miles
Start: 11:50 End: 12:06

Easytrack Caterham Graduate Championship (Mega)

QUALIFYING - RACE 7 - LAP ANALYSIS

4 -	1:29.229	+ 1.454	11:57:59.726				
52	Mike FESEMEYER			Caterham 7			
1 -	1:32.666	+ 2.256	11:53:26.497	6 -	1:30.458	+ 0.048	12:01:04.919
2 -	1:31.938	+ 1.528	11:54:58.435	7 -	1:31.527	+ 1.117	12:02:36.446
3 -	1:32.917	+ 2.507	11:56:31.352	8 -	1:31.252	+ 0.842	12:04:07.698
4 -	1:31.187	+ 0.777	11:58:02.539	9 -	1:30.410		12:05:38.108
5 -	1:31.922	+ 1.512	11:59:34.461				

Weather / Track : Cloudy / Dry


Thruxton
 Circuit Length = 2.3560 miles
 Start: 11:50 End: 12:06

Easytrack Caterham Graduate Championship (Mega)

RACE 7 - GRID

ROW 10	1:32.764 22 Peter MARSH	1:33.429 46 Alwynn MORRIS
ROW 9	1:32.576 10 Kim RAYMENT	1:32.661 23 Bob WILSON
ROW 8	1:30.410 52 Mike FESEMEYER	1:31.977 43 John WAKE
ROW 7	1:29.770 32 Peter NEAL	1:30.131 3 Adrian RUSSELL
ROW 6	1:29.016 24 Nigel SMITH	1:29.219 5 Nick FROST
ROW 5	1:28.510 28 Chris FOX	1:28.941 6 Tom OVERTON
ROW 4	1:27.995 18 Paul ALLEN	1:28.206 11 Myles PACKMAN
ROW 3	1:27.863 21 Nicholas HARYETT	1:27.881 30 Mark BRUNNING
ROW 2	1:27.715 40 David SHAW	1:27.775 47 George LONGMUIR
ROW 1	1:27.325 7 Paul MANYWEATHERS	1:27.626 8 Martin AMISON

Pole



Thurxton
Circuit Length = 2.3560 miles

These results are provisional until the conclusion of any judicial and technical matters.

Clerk of Course :	Timekeeper :
-------------------	--------------

Easytrack Caterham Graduate Championship (Mega)

RACE 7 - CLASSIFICATION

POS	NO	CL	NAME	ENTRY	LAPS	TIME	GAP	DIFF	MPH	BEST	ON
1	8		Martin AMISON	Caterham 7	14	21:03.502			93.97	1:28.594	12
2	30		Mark BRUNNING	Caterham 7	14	21:03.513	0.011	0.011	93.97	1:28.558	11
3	11		Myles PACKMAN	Caterham 7	14	21:03.612	0.110	0.099	93.97	1:27.801	10
4	7		Paul MANYWEATHERS	Caterham 7	14	21:04.076	0.574	0.464	93.93	1:28.753	5
5	40		David SHAW	Caterham 7	14	21:04.385	0.883	0.309	93.91	1:28.009	8
6	3		Adrian RUSSELL	Caterham 7	14	21:07.030	3.528	2.645	93.71	1:28.407	10
7	18		Paul ALLEN	Caterham 7	14	21:07.208	3.706	0.178	93.70	1:27.618	10
8	21		Nicholas HARYETT	Caterham 7	14	21:07.554	4.052	0.346	93.67	1:28.604	10
9	5		Nick FROST	Caterham 7	14	21:14.269	10.767	6.715	93.18	1:28.524	11
10	6		Tom OVERTON	Caterham 7	14	21:14.457	10.955	0.188	93.17	1:28.456	7
11	28		Chris FOX	Caterham 7	14	21:15.107	11.605	0.650	93.12	1:28.958	11
12	24		Nigel SMITH	Caterham 7	14	21:15.642	12.140	0.535	93.08	1:28.366	10
13	47		George LONGMUIR	Caterham 7	14	21:24.003	20.501	8.361	92.47	1:28.807	7
14	46		Alwynn MORRIS	Caterham 7	14	21:24.125	20.623	0.122	92.46	1:27.117	10
15	52		Mike FESEMEYER	Caterham 7	14	21:26.188	22.686	2.063	92.32	1:29.634	8
16	10		Kim RAYMENT	Caterham 7	14	21:54.108	50.606	27.920	90.35	1:31.318	10
17	23		Bob WILSON	Caterham 7	14	22:07.498	1:03.996	13.390	89.44	1:32.337	6
18	22		Peter MARSH	Caterham 7	14	22:07.882	1:04.380	0.384	89.42	1:32.876	2
19	32		Peter NEAL	Caterham 7	14	22:13.247	1:09.745	5.365	89.06	1:29.672	6
20	43		John WAKE	Caterham 7	14	22:23.012	1:19.510	9.765	88.41	1:33.367	2

FASTEST LAP

46	Alwynn MORRIS	Caterham 7	10	1:27.117	97.35 mph	156.68 kph
----	---------------	------------	----	----------	-----------	------------

Weather / Track : Cloudy / Dry

These results are provisional until the conclusion of any judicial and technical matters.

Thruxton

Circuit Length = 2.3560 miles

Start: 17:51 End: 18:13

Clerk of Course :

Timekeeper :

Easytrack Caterham Graduate Championship (Mega)

RACE 7 - LAP CHART

Lap 1			Lap 2			Lap 3			Lap 4			Lap 5		
No	Behind	Laptime	No	Behind	Laptime	No	Behind	Laptime	No	Behind	Laptime	No	Behind	Laptime
8		1:36.886	8		1:30.493	8		1:30.572	8		1:30.461	8		1:29.401
7	0.535	1:37.421	18	0.380	1:29.754	7	1.526	1:31.177	30	0.607	1:29.505	30	0.285	1:29.079
18	1.119	1:38.005	30	0.628	1:29.740	30	1.563	1:31.507	47	1.086	1:29.860	7	0.688	1:28.753
30	1.381	1:38.267	7	0.921	1:30.879	47	1.687	1:30.342	7	1.336	1:30.271	47	1.056	1:29.371
40	1.957	1:38.843	21	1.421	1:29.800	21	2.307	1:31.458	11	1.648	1:29.719	11	1.168	1:28.921
21	2.114	1:39.000	47	1.917	1:29.421	11	2.390	1:29.825	21	2.021	1:30.175	21	1.769	1:29.149
47	2.989	1:39.875	40	2.687	1:31.223	40	2.797	1:30.682	40	2.300	1:29.964	40	2.035	1:29.136
11	3.467	1:40.353	11	3.137	1:30.163	6	3.280	1:29.821	3	2.790	1:29.667	46	3.086	1:28.737
6	3.797	1:40.683	6	4.031	1:30.727	3	3.584	1:30.044	46	3.750	1:30.438	3	3.681	1:30.292
3	3.852	1:40.738	3	4.112	1:30.753	46	3.773	1:29.708	5	4.867	1:30.705	5	4.248	1:28.782
5	3.909	1:40.795	46	4.637	1:30.739	5	4.623	1:29.979	6	5.139	1:32.320	32	6.081	1:29.984
28	4.118	1:41.004	5	5.216	1:31.800	32	5.330	1:30.177	32	5.498	1:30.629	28	6.284	1:30.037
24	4.293	1:41.179	28	5.365	1:31.740	28	5.867	1:31.074	28	5.648	1:30.242	18	6.457	1:27.780
46	4.391	1:41.277	32	5.725	1:30.834	24	6.523	1:30.988	24	5.872	1:29.810	24	6.765	1:30.294
32	5.384	1:42.270	24	6.107	1:32.307	52	7.808	1:31.434	18	8.078	1:28.852	52	9.042	1:29.968
52	5.724	1:42.610	52	6.946	1:31.715	18	9.687	1:39.879	52	8.475	1:31.128	6	9.480	1:33.742
10	8.185	1:45.071	10	10.633	1:32.941	10	14.520	1:34.459	22	17.874	1:32.892	10	21.110	1:32.602
23	8.722	1:45.608	22	12.075	1:32.876	22	15.443	1:33.940	10	17.909	1:33.850	22	22.424	1:33.951
22	9.692	1:46.578	23	12.427	1:34.198	23	15.725	1:33.870	23	18.218	1:32.954	23	22.659	1:33.842
43	9.901	1:46.787	43	12.775	1:33.367	43	17.028	1:34.825	43	20.655	1:34.088	43	24.808	1:33.554

Weather / Track : Cloudy / Dry

Thruxton
Circuit Length = 2.3560 miles
Start: 17:51 End: 18:13

Easytrack Caterham Graduate Championship (Mega)

RACE 7 - LAP CHART

Lap 6			Lap 7			Lap 8			Lap 9			Lap 10		
No	Behind	Laptime	No	Behind	Laptime	No	Behind	Laptime	No	Behind	Laptime	No	Behind	Laptime
8		1:29.947	8		1:29.725	8		1:29.547	8		1:29.380	11		1:27.801
30	0.204	1:29.866	7	0.567	1:29.664	30	0.376	1:29.194	30	0.483	1:29.487	30	1.218	1:29.918
7	0.628	1:29.887	30	0.729	1:30.250	7	1.045	1:30.025	7	1.044	1:29.379	8	1.312	1:30.495
40	2.798	1:30.710	11	2.567	1:28.452	11	1.181	1:28.161	40	1.184	1:28.896	7	1.347	1:29.486
11	3.840	1:32.619	40	3.206	1:30.133	40	1.668	1:28.009	11	1.382	1:29.581	40	1.653	1:29.652
21	4.429	1:32.607	3	3.656	1:28.880	3	3.611	1:29.502	18	3.742	1:29.136	18	2.177	1:27.618
3	4.501	1:30.767	47	3.973	1:28.807	18	3.986	1:28.461	21	4.160	1:29.175	21	3.581	1:28.604
47	4.891	1:33.782	21	4.568	1:29.864	21	4.365	1:29.344	3	4.539	1:30.308	3	3.763	1:28.407
5	4.933	1:30.632	18	5.072	1:29.213	46	7.410	1:29.747	46	6.133	1:28.103	46	4.067	1:27.117
18	5.584	1:29.074	5	6.053	1:30.845	47	7.470	1:33.044	6	8.924	1:29.599	6	8.745	1:29.004
32	5.806	1:29.672	32	6.192	1:30.111	5	8.084	1:31.578	5	9.034	1:30.330	5	9.131	1:29.280
28	6.620	1:30.283	28	6.642	1:29.747	32	8.339	1:31.694	28	9.417	1:29.722	28	9.445	1:29.211
46	7.761	1:34.622	46	7.210	1:29.174	6	8.705	1:30.508	24	10.453	1:30.529	24	9.636	1:28.366
24	8.206	1:31.388	6	7.744	1:28.456	28	9.075	1:31.980	52	13.202	1:32.567	52	15.631	1:31.612
6	9.013	1:29.480	24	8.150	1:29.669	24	9.304	1:30.701	47	18.273	1:40.183	47	18.505	1:29.415
52	9.673	1:30.578	52	9.928	1:29.980	52	10.015	1:29.634	32	30.413	1:51.454	32	32.431	1:31.201
10	23.607	1:32.444	10	26.017	1:32.135	10	28.929	1:32.459	10	32.489	1:32.940	10	34.624	1:31.318
23	25.049	1:32.337	22	30.104	1:34.218	23	33.614	1:32.710	23	39.467	1:35.233	22	46.006	1:35.009
22	25.611	1:33.134	23	30.451	1:35.127	22	34.052	1:33.495	22	40.180	1:35.508	23	46.239	1:35.955
43	29.309	1:34.448	43	33.650	1:34.066	43	40.070	1:35.967	43	49.773	1:39.083	43	57.084	1:36.494

Weather / Track : Cloudy / Dry

Thruxton
Circuit Length = 2.3560 miles
Start: 17:51 End: 18:13

Easytrack Caterham Graduate Championship (Mega)

RACE 7 - LAP CHART

Lap 11			Lap 12			Lap 13			Lap 14		
No	Behind	Laptime	No	Behind	Laptime	No	Behind	Laptime	No	Behind	Laptime
11		1:29.138	18		1:28.300	18		1:29.379	8		1:29.428
30	0.638	1:28.558	30	0.098	1:28.756	30	0.091	1:29.372	30	0.011	1:30.014
18	0.996	1:27.957	8	0.859	1:28.594	8	0.666	1:29.186	11	0.110	1:29.135
8	1.561	1:29.387	11	1.207	1:30.503	11	1.069	1:29.241	7	0.574	1:29.394
7	1.764	1:29.555	7	1.408	1:28.940	7	1.274	1:29.245	40	0.883	1:29.468
40	1.966	1:29.451	40	1.821	1:29.151	40	1.509	1:29.067	3	3.528	1:29.007
3	4.832	1:30.207	21	4.998	1:29.437	3	4.615	1:28.513	18	3.706	1:33.800
21	4.857	1:30.414	3	5.481	1:29.945	21	4.836	1:29.217	21	4.052	1:29.310
5	8.517	1:28.524	5	10.558	1:31.337	6	11.794	1:29.956	5	10.767	1:28.645
6	8.948	1:29.341	6	11.217	1:31.565	5	12.216	1:31.037	6	10.955	1:29.255
24	9.022	1:28.524	24	11.278	1:31.552	28	12.328	1:30.078	28	11.605	1:29.371
28	9.265	1:28.958	28	11.629	1:31.660	24	12.546	1:30.647	24	12.140	1:29.688
46	16.670	1:41.741	47	18.572	1:29.344	47	20.446	1:31.253	47	20.501	1:30.149
52	17.968	1:31.475	46	18.887	1:31.513	46	20.599	1:31.091	46	20.623	1:30.118
47	18.524	1:29.157	52	19.702	1:31.030	52	21.686	1:31.363	52	22.686	1:31.094
10	37.408	1:31.922	10	41.013	1:32.901	10	45.898	1:34.264	10	50.606	1:34.802
22	50.897	1:34.029	23	54.888	1:33.117	22	1:00.494	1:34.621	23	1:03.996	1:33.402
23	51.067	1:33.966	22	55.252	1:33.651	23	1:00.688	1:35.179	22	1:04.380	1:33.980
32	56.111	1:52.818	32	1:01.677	1:34.862	32	1:05.734	1:33.436	32	1:09.745	1:34.105
43	1:03.649	1:35.703	43	1:09.242	1:34.889	43	1:14.527	1:34.664	43	1:19.510	1:35.077

Weather / Track : Cloudy / Dry

Thrupton
Circuit Length = 2.3560 miles
Start: 17:51 End: 18:13