



# **NORTH WEST CENTRE RACE DAY**

**Oulton Park International Circuit**

**19th June 2010**



**Results Provided by Timing Solutions Ltd**  
[www.tsl-timing.com](http://www.tsl-timing.com)

**Lancaster Insurance MG Owners Club**  
**QUALIFYING - RACE 1 - CLASSIFICATION**

POS	NO	CL	NAME	ENTRY	TIME	ON	LAPS	GAP	DIFF	MPH
1	44	F	Martin WILLS	MG F	2:07.031	3	4			76.29
2	27	F	Peter HIGTON	MG F	2:07.196	8	8	0.165	0.165	76.19
3	7	Z	John PERKINS	MG ZR 160	2:07.785	5	7	0.754	0.589	75.84
4	10	Z	Nick GOLHAR	MG ZR 180	2:07.868	7	8	0.837	0.083	75.79
5	23	F	Paul James SAVAGE	MG F VVC	2:08.427	8	8	1.396	0.559	75.46
6	22	Z	Paul R CLACKETT	MG ZS 160	2:08.509	7	8	1.478	0.082	75.41
7	46	Z	Mark HALSALL	MG ZR 160	2:10.604	6	8	3.573	2.095	74.20
8	66	A	Will SHARPE	MG Midget	2:10.632	4	7	3.601	0.028	74.18
9	4	F	Ian EVANS	MG F	2:11.035	7	7	4.004	0.403	73.95
10	8	F	Paul WISBEY	MG F VVC	2:11.323	7	8	4.292	0.288	73.79
11	18	A	Malcolm HILL	MG B GT	2:12.459	6	8	5.428	1.136	73.16
12	12	A	Paul EALES	MG B GT	2:15.180	8	8	8.149	2.721	71.69
13	17	Z	David OBREE	MG ZR 160	2:15.702	6	8	8.671	0.522	71.41
14	90	A	Philip CHURCHILL	MG B Roadster	2:16.369	8	8	9.338	0.667	71.06
15	37	A	John KIMBER	MG B GT	2:16.496	5	8	9.465	0.127	71.00
16	6	Z	Jody BOWCOTT	MG ZR 160	2:17.083	1	5	10.052	0.587	70.69
17	21	A	Brendan MURPHY	MG B	2:17.188	5	8	10.157	0.105	70.64
18	36	Z	David MCDERMOTT	MG ZR 180	2:17.814	5	6	10.783	0.626	70.32
19	25	A	Kevin BROADLEY	MG B GT	2:20.286	7	8	13.255	2.472	69.08
20	72	I	Adam ENTWISTLE	MG B GT	2:23.832	6	7	16.801	3.546	67.37
21	50	A	Gordan PUXTY	MG Midget	2:32.579	2	2	25.548	8.747	63.51

Weather / Track : Cloudy / Dry  
 These results are provisional until the conclusion of any judicial and technical matters.

Oulton Park International  
 Circuit Length = 2.6920 miles  
 Start: 08:55 End: 09:17

Clerk of Course :		Timekeeper :
-------------------	--	--------------

**Lancaster Insurance MG Owners Club**  
**QUALIFYING - RACE 1 - LAP ANALYSIS**

<b>4</b>	<b>Ian EVANS</b>		F MG F				
1 -	2:40.052	+ 29.017	9:01:03.911	5 -	2:12.732	+ 1.697	9:10:18.931
2 -	2:35.243	+ 24.208	9:03:39.154	6 -	2:12.455	+ 1.420	9:12:31.386
3 -	2:13.632	+ 2.597	9:05:52.786	7 -	<b>2:11.035</b>		<b>9:14:42.421</b>
4 -	2:13.413	+ 2.378	9:08:06.199				
<b>6</b>	<b>Jody BOWCOTT</b>		Z MG ZR 160				
1 -	<b>2:17.083</b>		<b>9:00:58.963</b>	4 -	2:21.469	+ 4.386	9:09:15.631
2 -	2:19.365 P	+ 2.282	9:03:18.328	5 -	2:30.001 P	+ 12.918	9:11:45.632
3 -	3:35.834	+ 1:18.751	9:06:54.162				
<b>7</b>	<b>John PERKINS</b>		Z MG ZR 160				
1 -	2:16.470	+ 8.685	9:00:59.831	5 -	<b>2:07.785</b>		<b>9:09:41.196</b>
2 -	2:13.983	+ 6.198	9:03:13.814	6 -	2:10.150	+ 2.365	9:11:51.346
3 -	2:09.859	+ 2.074	9:05:23.673	7 -	2:09.987	+ 2.202	9:14:01.333
4 -	2:09.738	+ 1.953	9:07:33.411				
<b>8</b>	<b>Paul WISBEY</b>		F MG F VVC				
1 -	2:16.494	+ 5.171	9:00:31.426	5 -	2:12.021	+ 0.698	9:09:21.271
2 -	2:12.704	+ 1.381	9:02:44.130	6 -	2:11.643	+ 0.320	9:11:32.914
3 -	2:12.460	+ 1.137	9:04:56.590	7 -	<b>2:11.323</b>		<b>9:13:44.237</b>
4 -	2:12.660	+ 1.337	9:07:09.250	8 -	2:31.103	+ 19.780	9:16:15.340
<b>10</b>	<b>Nick GOLHAR</b>		Z MG ZR 180				
1 -	2:21.346	+ 13.478	9:00:59.390	5 -	2:08.356	+ 0.488	9:09:44.606
2 -	2:16.931	+ 9.063	9:03:16.321	6 -	2:09.230	+ 1.362	9:11:53.836
3 -	2:10.253	+ 2.385	9:05:26.574	7 -	<b>2:07.868</b>		<b>9:14:01.704</b>
4 -	2:09.676	+ 1.808	9:07:36.250	8 -	2:08.884	+ 1.016	9:16:10.588
<b>12</b>	<b>Paul EALES</b>		A MG B GT				
1 -	2:21.528	+ 6.348	9:00:45.964	5 -	2:17.640	+ 2.460	9:10:00.093
2 -	2:17.908	+ 2.728	9:03:03.872	6 -	2:16.669	+ 1.489	9:12:16.762
3 -	2:17.152	+ 1.972	9:05:21.024	7 -	2:15.587	+ 0.407	9:14:32.349
4 -	2:21.429	+ 6.249	9:07:42.453	8 -	<b>2:15.180</b>		<b>9:16:47.529</b>
<b>17</b>	<b>David OBREE</b>		Z MG ZR 160				
1 -	2:24.382	+ 8.680	9:01:27.869	5 -	2:16.749	+ 1.047	9:10:42.241
2 -	2:19.790	+ 4.088	9:03:47.659	6 -	<b>2:15.702</b>		<b>9:12:57.943</b>
3 -	2:18.787	+ 3.085	9:06:06.446	7 -	2:18.180	+ 2.478	9:15:16.123
4 -	2:19.046	+ 3.344	9:08:25.492	8 -	2:20.663	+ 4.961	9:17:36.786
<b>18</b>	<b>Malcolm HILL</b>		A MG B GT				
1 -	2:20.562	+ 8.103	9:00:44.262	5 -	2:13.536	+ 1.077	9:09:41.615
2 -	2:15.211	+ 2.752	9:02:59.473	6 -	<b>2:12.459</b>		<b>9:11:54.074</b>
3 -	2:13.650	+ 1.191	9:05:13.123	7 -	2:12.558	+ 0.099	9:14:06.632
4 -	2:14.956	+ 2.497	9:07:28.079	8 -	2:13.861	+ 1.402	9:16:20.493
<b>21</b>	<b>Brendan MURPHY</b>		A MG B				
1 -	2:24.998	+ 7.810	9:00:50.523	5 -	<b>2:17.188</b>		<b>9:10:16.437</b>
2 -	2:24.903	+ 7.715	9:03:15.426	6 -	2:18.664	+ 1.476	9:12:35.101
3 -	2:24.317	+ 7.129	9:05:39.743	7 -	2:17.729	+ 0.541	9:14:52.830
4 -	2:19.506	+ 2.318	9:07:59.249	8 -	2:17.598	+ 0.410	9:17:10.428
<b>22</b>	<b>Paul R CLACKETT</b>		Z MG ZS 160				
1 -	2:14.191	+ 5.682	9:01:00.475	5 -	2:16.460	+ 7.951	9:09:49.137
2 -	2:13.011	+ 4.502	9:03:13.486	6 -	2:10.329	+ 1.820	9:11:59.466
3 -	2:08.695	+ 0.186	9:05:22.181	7 -	<b>2:08.509</b>		<b>9:14:07.975</b>
4 -	2:10.496	+ 1.987	9:07:32.677	8 -	2:08.572	+ 0.063	9:16:16.547
<b>23</b>	<b>Paul James SAVAGE</b>		F MG F VVC				
1 -	2:13.504	+ 5.077	9:00:52.137	5 -	2:09.519	+ 1.092	9:09:30.338

Weather / Track : Cloudy / Dry

Oulton Park International  
Circuit Length = 2.6920 miles  
Start: 08:55 End: 09:17

**Lancaster Insurance MG Owners Club**  
**QUALIFYING - RACE 1 - LAP ANALYSIS**


2 -	2:09.166	+ 0.739	9:03:01.303	6 -	2:08.714	+ 0.287	9:11:39.052
3 -	2:08.697	+ 0.270	9:05:10.000	7 -	2:08.496	+ 0.069	9:13:47.548
4 -	2:10.819	+ 2.392	9:07:20.819	8 -	<b>2:08.427</b>		<b>9:15:55.975</b>
<b>25</b>	<b>Kevin BROADLEY</b>		A	MG B GT			
1 -	2:27.105	+ 6.819	9:00:54.055	5 -	2:21.949	+ 1.663	9:10:25.101
2 -	2:26.574	+ 6.288	9:03:20.629	6 -	2:21.415	+ 1.129	9:12:46.516
3 -	2:21.344	+ 1.058	9:05:41.973	7 -	<b>2:20.286</b>		<b>9:15:06.802</b>
4 -	2:21.179	+ 0.893	9:08:03.152	8 -	2:22.320	+ 2.034	9:17:29.122
<b>27</b>	<b>Peter HIGTON</b>		F	MG F			
1 -	2:18.598	+ 11.402	9:00:26.475	5 -	2:23.277	+ 16.081	9:09:18.774
2 -	2:10.528	+ 3.332	9:02:37.003	6 -	2:07.937	+ 0.741	9:11:26.711
3 -	2:09.355	+ 2.159	9:04:46.358	7 -	2:22.485	+ 15.289	9:13:49.196
4 -	2:09.139	+ 1.943	9:06:55.497	8 -	<b>2:07.196</b>		<b>9:15:56.392</b>
<b>36</b>	<b>David MCDERMOTT</b>		Z	MG ZR 180			
1 -	2:31.163	+ 13.349	9:01:08.959	4 -	2:19.961	+ 2.147	9:08:21.634
2 -	2:30.529	+ 12.715	9:03:39.488	5 -	<b>2:17.814</b>		<b>9:10:39.448</b>
3 -	2:22.185	+ 4.371	9:06:01.673	6 -	2:29.172 P	+ 11.358	9:13:08.620
<b>37</b>	<b>John KIMBER</b>		A	MG B GT			
1 -	2:24.584	+ 8.088	9:00:54.739	5 -	<b>2:16.496</b>		<b>9:10:13.218</b>
2 -	2:23.553	+ 7.057	9:03:18.292	6 -	2:19.076	+ 2.580	9:12:32.294
3 -	2:20.114	+ 3.618	9:05:38.406	7 -	2:16.534	+ 0.038	9:14:48.828
4 -	2:18.316	+ 1.820	9:07:56.722	8 -	2:17.501	+ 1.005	9:17:06.329
<b>44</b>	<b>Martin WILLS</b>		F	MG F			
1 -	2:09.469	+ 2.438	9:00:15.269	3 -	<b>2:07.031</b>		<b>9:04:29.629</b>
2 -	2:07.329	+ 0.298	9:02:22.598	4 -	3:12.243 P	+ 1:05.212	9:07:41.872
<b>46</b>	<b>Mark HALSALL</b>		Z	MG ZR 160			
1 -	2:18.420	+ 7.816	9:00:29.402	5 -	2:13.875	+ 3.271	9:09:31.088
2 -	2:15.874	+ 5.270	9:02:45.276	6 -	<b>2:10.604</b>		<b>9:11:41.692</b>
3 -	2:15.988	+ 5.384	9:05:01.264	7 -	2:11.209	+ 0.605	9:13:52.901
4 -	2:15.949	+ 5.345	9:07:17.213	8 -	2:11.751	+ 1.147	9:16:04.652
<b>50</b>	<b>Gordan PUXTY</b>		A	MG Midget			
1 -	2:34.662	+ 2.083	9:01:47.106	2 -	<b>2:32.579</b>		<b>9:04:19.685</b>
<b>66</b>	<b>Will SHARPE</b>		A	MG Midget			
1 -	2:14.598	+ 3.966	9:00:19.991	5 -	2:11.132	+ 0.500	9:09:05.736
2 -	2:12.115	+ 1.483	9:02:32.106	6 -	2:18.893	+ 8.261	9:11:24.629
3 -	2:11.866	+ 1.234	9:04:43.972	7 -	2:32.531	+ 21.899	9:13:57.160
4 -	<b>2:10.632</b>		<b>9:06:54.604</b>				
<b>72</b>	<b>Adam ENTWISTLE</b>		I	MG B GT			
1 -	2:26.908	+ 3.076	9:00:47.530	5 -	2:29.398	+ 5.566	9:12:12.441
2 -	2:38.633 P	+ 14.801	9:03:26.163	6 -	<b>2:23.832</b>		<b>9:14:36.273</b>
3 -	3:52.881	+ 1:29.049	9:07:19.044	7 -	2:28.957	+ 5.125	9:17:05.230
4 -	2:23.999	+ 0.167	9:09:43.043				
<b>90</b>	<b>Philip CHURCHILL</b>		A	MG B Roadster			
1 -	2:25.614	+ 9.245	9:01:39.420	5 -	2:17.347	+ 0.978	9:10:55.097
2 -	2:20.089	+ 3.720	9:03:59.509	6 -	2:17.679	+ 1.310	9:13:12.776
3 -	2:19.410	+ 3.041	9:06:18.919	7 -	2:16.390	+ 0.021	9:15:29.166
4 -	2:18.831	+ 2.462	9:08:37.750	8 -	<b>2:16.369</b>		<b>9:17:45.535</b>

Weather / Track : Cloudy / Dry

Oulton Park International  
Circuit Length = 2.6920 miles  
Start: 08:55 End: 09:17

# Lancaster Insurance MG Owners Club

## RACE 1 - GRID

ROW 11	2:32.579 50   Gordan PUXTY		
ROW 10		2:20.286 25   Kevin BROADLEY	2:23.832 72   Adam ENTWISTLE
ROW 9	2:17.188 21   Brendan MURPHY		2:17.814 36   David MCDERMOTT
ROW 8		2:16.496 37   John KIMBER	2:17.083 6   Jody BOWCOTT
ROW 7	2:15.702 17   David OBREE		2:16.369 90   Philip CHURCHILL
ROW 6		2:12.459 18   Malcolm HILL	2:15.180 12   Paul EALES
ROW 5	2:11.035 4   Ian EVANS		2:11.323 8   Paul WISBEY
ROW 4		2:10.604 46   Mark HALSALL	2:10.632 66   Will SHARPE
ROW 3	2:08.427 23   Paul James SAVAGE		2:08.509 22   Paul R CLACKETT
ROW 2		2:07.785 7   John PERKINS	2:07.868 10   Nick GOLHAR
ROW 1	2:07.031 44   Martin WILLS		2:07.196 27   Peter HIGTON
<b>Pole</b>			
			

Oulton Park International  
Circuit Length = 2.6920 miles

**These results are provisional until the conclusion of any judicial and technical matters.**

Clerk of Course :

Timekeeper :

**Lancaster Insurance MG Owners Club**  
**QUALIFYING - RACE 7 - CLASSIFICATION**

POS	NO	CL	NAME	ENTRY	TIME	ON	LAPS	GAP	DIFF	MPH
1	44	F	Martin WILLS	MG F	2:05.517	2	3			77.21
2	27	F	Peter HIGTON	MG F	2:06.434	6	7	0.917	0.917	76.65
3	10	Z	Nick GOLHAR	MG ZR 180	2:07.749	2	9	2.232	1.315	75.86
4	23	F	Paul James SAVAGE	MG F VVC	2:07.753	3	8	2.236	0.004	75.85
5	8	F	Paul WISBEY	MG F VVC	2:07.833	4	5	2.316	0.080	75.81
6	22	Z	Paul R CLACKETT	MG ZS 160	2:08.108	5	8	2.591	0.275	75.64
7	7	Z	John PERKINS	MG ZR 160	2:08.933	6	8	3.416	0.825	75.16
8	46	Z	Mark HALSALL	MG ZR 160	2:09.115	4	8	3.598	0.182	75.05
9	4	F	Ian EVANS	MG F	2:10.106	4	5	4.589	0.991	74.48
10	66	A	Will SHARPE	MG Midget	2:10.402	3	4	4.885	0.296	74.31
11	18	A	Malcolm HILL	MG B GT	2:11.793	4	6	6.276	1.391	73.53
12	12	A	Paul EALES	MG B GT	2:12.367	4	6	6.850	0.574	73.21
13	17	Z	David OBREE	MG ZR 160	2:12.777	7	8	7.260	0.410	72.98
14	90	A	Philip CHURCHILL	MG B Roadster	2:13.038	6	8	7.521	0.261	72.84
15	37	A	John KIMBER	MG B GT	2:13.641	6	8	8.124	0.603	72.51
16	36	Z	David MCDERMOTT	MG ZR 180	2:13.737	4	8	8.220	0.096	72.46
17	21	A	Brendan MURPHY	MG B	2:16.671	7	8	11.154	2.934	70.90
18	25	A	Kevin BROADLEY	MG B GT	2:18.142	4	5	12.625	1.471	70.15
19	72	I	Adam ENTWISTLE	MG B GT	2:22.091	3	5	16.574	3.949	68.20
20	50	A	Gordan PUXTY	MG Midget	2:27.223	6	7	21.706	5.132	65.82

Weather / Track : Sunny / Dry  
 These results are provisional until the conclusion of any judicial and technical matters.

Oulton Park International  
 Circuit Length = 2.6920 miles  
 Start: 11:21 End: 11:43

Clerk of Course :		Timekeeper :
-------------------	--	--------------

**Lancaster Insurance MG Owners Club**  
**QUALIFYING - RACE 7 - LAP ANALYSIS**

<b>4</b>	<b>Ian EVANS</b> F MG F					
1 -	2:12.008	+ 1.902	11:26:20.940	4 -	<b>2:10.106</b>	<b>11:32:52.907</b>
2 -	2:11.413	+ 1.307	11:28:32.353	5 -	2:32.835 P	+ 22.729 11:35:25.742
3 -	2:10.448	+ 0.342	11:30:42.801			
<b>7</b>	<b>John PERKINS</b> Z MG ZR 160					
1 -	2:11.564	+ 2.631	11:27:08.978	5 -	2:09.004	+ 0.071 11:35:48.927
2 -	2:09.964	+ 1.031	11:29:18.942	6 -	<b>2:08.933</b>	<b>11:37:57.860</b>
3 -	2:11.827	+ 2.894	11:31:30.769	7 -	2:10.509	+ 1.576 11:40:08.369
4 -	2:09.154	+ 0.221	11:33:39.923	8 -	2:10.026	+ 1.093 11:42:18.395
<b>8</b>	<b>Paul WISBEY</b> F MG F VVC					
1 -	2:11.648	+ 3.815	11:26:20.182	4 -	<b>2:07.833</b>	<b>11:32:48.978</b>
2 -	2:11.648	+ 3.815	11:28:31.830	5 -	2:08.652	+ 0.819 11:34:57.630
3 -	2:09.315	+ 1.482	11:30:41.145			
<b>10</b>	<b>Nick GOLHAR</b> Z MG ZR 180					
1 -	2:10.554	+ 2.805	11:26:16.283	6 -	2:08.316	+ 0.567 11:36:56.733
2 -	<b>2:07.749</b>		<b>11:28:24.032</b>	7 -	2:08.471	+ 0.722 11:39:05.204
3 -	2:07.885	+ 0.136	11:30:31.917	8 -	2:08.737	+ 0.988 11:41:13.941
4 -	2:08.719	+ 0.970	11:32:40.636	9 -	2:07.932	+ 0.183 11:43:21.873
5 -	2:07.781	+ 0.032	11:34:48.417			
<b>12</b>	<b>Paul EALES</b> A MG B GT					
1 -	2:15.220	+ 2.853	11:26:15.962	4 -	<b>2:12.367</b>	<b>11:32:59.443</b>
2 -	2:13.560	+ 1.193	11:28:29.522	5 -	2:19.604	+ 7.237 11:35:19.047
3 -	2:17.554	+ 5.187	11:30:47.076	6 -	2:29.254 P	+ 16.887 11:37:48.301
<b>17</b>	<b>David OBREE</b> Z MG ZR 160					
1 -	2:20.844	+ 8.067	11:26:54.521	5 -	2:15.178	+ 2.401 11:36:01.845
2 -	2:17.544	+ 4.767	11:29:12.065	6 -	2:13.575	+ 0.798 11:38:15.420
3 -	2:19.754	+ 6.977	11:31:31.819	7 -	<b>2:12.777</b>	<b>11:40:28.197</b>
4 -	2:14.848	+ 2.071	11:33:46.667	8 -	2:14.800	+ 2.023 11:42:42.997
<b>18</b>	<b>Malcolm HILL</b> A MG B GT					
1 -	2:15.059	+ 3.266	11:26:18.470	4 -	<b>2:11.793</b>	<b>11:32:57.018</b>
2 -	2:13.983	+ 2.190	11:28:32.453	5 -	2:12.901	+ 1.108 11:35:09.919
3 -	2:12.772	+ 0.979	11:30:45.225	6 -	2:35.588 P	+ 23.795 11:37:45.507
<b>21</b>	<b>Brendan MURPHY</b> A MG B					
1 -	2:19.055	+ 2.384	11:26:34.149	5 -	2:18.095	+ 1.424 11:35:47.040
2 -	2:19.543	+ 2.872	11:28:53.692	6 -	2:18.423	+ 1.752 11:38:05.463
3 -	2:18.031	+ 1.360	11:31:11.723	7 -	<b>2:16.671</b>	<b>11:40:22.134</b>
4 -	2:17.222	+ 0.551	11:33:28.945	8 -	2:16.729	+ 0.058 11:42:38.863
<b>22</b>	<b>Paul R CLACKETT</b> Z MG ZS 160					
1 -	2:11.859	+ 3.751	11:27:10.408	5 -	<b>2:08.108</b>	<b>11:35:49.265</b>
2 -	2:09.658	+ 1.550	11:29:20.066	6 -	2:17.218	+ 9.110 11:38:06.483
3 -	2:11.349	+ 3.241	11:31:31.415	7 -	2:16.988	+ 8.880 11:40:23.471
4 -	2:09.742	+ 1.634	11:33:41.157	8 -	2:17.561	+ 9.453 11:42:41.032
<b>23</b>	<b>Paul James SAVAGE</b> F MG F VVC					
1 -	2:11.307	+ 3.554	11:26:14.971	5 -	2:08.177	+ 0.424 11:34:48.137
2 -	2:08.224	+ 0.471	11:28:23.195	6 -	2:11.510	+ 3.757 11:36:59.647
3 -	<b>2:07.753</b>		<b>11:30:30.948</b>	7 -	2:17.028	+ 9.275 11:39:16.675
4 -	2:09.012	+ 1.259	11:32:39.960	8 -	2:08.388	+ 0.635 11:41:25.063
<b>25</b>	<b>Kevin BROADLEY</b> A MG B GT					
1 -	2:24.470	+ 6.328	11:33:27.665	4 -	<b>2:18.142</b>	<b>11:40:26.977</b>
2 -	2:21.757	+ 3.615	11:35:49.422	5 -	2:18.168	+ 0.026 11:42:45.145
3 -	2:19.413	+ 1.271	11:38:08.835			

Weather / Track : Sunny / Dry

Oulton Park International  
 Circuit Length = 2.6920 miles  
 Start: 11:21 End: 11:43


Lancaster Insurance MG Owners Club  
**QUALIFYING - RACE 7 - LAP ANALYSIS**

<b>27</b>	<b>Peter HIGTON</b>		F MG F				
1 -	2:08.191	+ 1.757	11:25:58.113	5 -	2:07.051	+ 0.617	11:34:54.727
2 -	2:07.493	+ 1.059	11:28:05.606	6 -	<b>2:06.434</b>		<b>11:37:01.161</b>
3 -	2:34.909	+ 28.475	11:30:40.515	7 -	2:41.077 P	+ 34.643	11:39:42.238
4 -	2:07.161	+ 0.727	11:32:47.676				
<b>36</b>	<b>David MCDERMOTT</b>		Z MG ZR 180				
1 -	2:21.625	+ 7.888	11:26:56.481	5 -	2:14.393	+ 0.656	11:36:04.935
2 -	2:17.048	+ 3.311	11:29:13.529	6 -	2:14.610	+ 0.873	11:38:19.545
3 -	2:23.276	+ 9.539	11:31:36.805	7 -	2:26.048	+ 12.311	11:40:45.593
4 -	<b>2:13.737</b>		<b>11:33:50.542</b>	8 -	2:18.465	+ 4.728	11:43:04.058
<b>37</b>	<b>John KIMBER</b>		A MG B GT				
1 -	2:19.872	+ 6.231	11:26:55.466	5 -	2:17.692	+ 4.051	11:36:03.530
2 -	2:16.921	+ 3.280	11:29:12.387	6 -	<b>2:13.641</b>		<b>11:38:17.171</b>
3 -	2:15.818	+ 2.177	11:31:28.205	7 -	2:14.734	+ 1.093	11:40:31.905
4 -	2:17.633	+ 3.992	11:33:45.838	8 -	2:14.555	+ 0.914	11:42:46.460
<b>44</b>	<b>Martin WILLS</b>		F MG F				
1 -	2:06.622	+ 1.105	11:26:01.508	3 -	2:58.230 P	+ 52.713	11:31:05.255
2 -	<b>2:05.517</b>		<b>11:28:07.025</b>				
<b>46</b>	<b>Mark HALSALL</b>		Z MG ZR 160				
1 -	2:11.359	+ 2.244	11:26:19.387	5 -	2:10.070	+ 0.955	11:35:01.773
2 -	2:11.127	+ 2.012	11:28:30.514	6 -	2:10.568	+ 1.453	11:37:12.341
3 -	2:12.074	+ 2.959	11:30:42.588	7 -	2:10.430	+ 1.315	11:39:22.771
4 -	<b>2:09.115</b>		<b>11:32:51.703</b>	8 -	2:09.862	+ 0.747	11:41:32.633
<b>50</b>	<b>Gordan PUXTY</b>		A MG Midget				
1 -	2:30.850	+ 3.627	11:26:40.433	5 -	2:28.134	+ 0.911	11:36:39.099
2 -	2:28.615	+ 1.392	11:29:09.048	6 -	<b>2:27.223</b>		<b>11:39:06.322</b>
3 -	2:33.385	+ 6.162	11:31:42.433	7 -	2:29.370	+ 2.147	11:41:35.692
4 -	2:28.532	+ 1.309	11:34:10.965				
<b>66</b>	<b>Will SHARPE</b>		A MG Midget				
1 -	2:11.655	+ 1.253	11:26:07.636	3 -	<b>2:10.402</b>		<b>11:30:29.162</b>
2 -	2:11.124	+ 0.722	11:28:18.760	4 -	2:19.863 P	+ 9.461	11:32:49.025
<b>72</b>	<b>Adam ENTWISTLE</b>		I MG B GT				
1 -	2:24.017	+ 1.926	11:26:32.500	4 -	2:24.044	+ 1.953	11:33:41.854
2 -	2:23.219	+ 1.128	11:28:55.719	5 -	2:34.687 P	+ 12.596	11:36:16.541
3 -	<b>2:22.091</b>		<b>11:31:17.810</b>				
<b>90</b>	<b>Philip CHURCHILL</b>		A MG B Roadster				
1 -	2:23.312	+ 10.274	11:27:02.034	5 -	2:14.672	+ 1.634	11:36:08.180
2 -	2:16.555	+ 3.517	11:29:18.589	6 -	<b>2:13.038</b>		<b>11:38:21.218</b>
3 -	2:19.785	+ 6.747	11:31:38.374	7 -	2:14.377	+ 1.339	11:40:35.595
4 -	2:15.134	+ 2.096	11:33:53.508	8 -	2:38.542	+ 25.504	11:43:14.137

Weather / Track : Sunny / Dry

Oulton Park International  
 Circuit Length = 2.6920 miles  
 Start: 11:21 End: 11:43

**Lancaster Insurance MG Owners Club**  
**RACE 7 - GRID - AMENDED**

ROW 11	6 Jody BOWCOTT		
ROW 10	2:22.091 72 Adam ENTWISTLE		2:27.223 50 Gordan PUXTY
ROW 9	2:16.671 21 Brendan MURPHY	2:18.142 25 Kevin BROADLEY	
ROW 8	2:13.641 37 John KIMBER		2:13.737 36 David MCDERMOTT
ROW 7	2:12.777 17 David OBREE	2:13.038 90 Philip CHURCHILL	
ROW 6	2:11.793 18 Malcolm HILL		2:12.367 12 Paul EALES
ROW 5	2:10.106 4 Ian EVANS	2:10.402 66 Will SHARPE	
ROW 4	2:08.933 7 John PERKINS		2:09.115 46 Mark HALSALL
ROW 3	2:07.833 8 Paul WISBEY	2:08.108 22 Paul R CLACKETT	
ROW 2	2:07.749 10 Nick GOLHAR		2:07.753 23 Paul James SAVAGE
ROW 1	2:05.517 44 Martin WILLS	2:06.434 27 Peter HIGTON	
<b>Pole</b>			
			

Oulton Park International  
 Circuit Length = 2.6920 miles

**These results are provisional until the conclusion of any judicial and technical matters.**

Clerk of Course :		Timekeeper :

# Lancaster Insurance MG Owners Club

## RACE 1 - CLASSIFICATION

POS	NO	CL	NAME	ENTRY	LAPS	TIME	GAP	DIFF	MPH	BEST	ON
1	44	F	Martin WILLS	MG F	10	21:12.881			76.13	2:05.770	7
2	27	F	Peter HIGTON	MG F	10	21:14.331	1.450	1.450	76.05	2:05.810	8
3	22	Z	Paul R CLACKETT	MG ZS 160	10	21:27.366	14.485	13.035	75.28	2:07.039	3
4	6	Z	Jody BOWCOTT	MG ZR 160	10	21:28.294	15.413	0.928	75.22	2:06.661	9
5	23	F	Paul James SAVAGE	MG F VVC	10	21:28.905	16.024	0.611	75.19	2:07.164	3
6	8	F	Paul WISBEY	MG F VVC	10	21:45.003	32.122	16.098	74.26	2:08.821	4
7	46	Z	Mark HALSALL	MG ZR 160	10	21:51.056	38.175	6.053	73.91	2:08.965	4
8	4	F	Ian EVANS	MG F	10	21:51.672	38.791	0.616	73.88	2:08.993	4
9	66	A	Will SHARPE	MG Midget	10	21:57.655	44.774	5.983	73.54	2:09.193	4
10	18	A	Malcolm HILL	MG B GT	10	22:10.014	57.133	12.359	72.86	2:10.537	4
11	36	Z	David MCDERMOTT	MG ZR 180	10	22:19.552	1:06.671	9.538	72.34	2:10.939	10
12	17	Z	David OBREE	MG ZR 160	10	22:20.558	1:07.677	1.006	72.29	2:10.782	7
13	37	A	John KIMBER	MG B GT	10	22:52.764	1:39.883	32.206	70.59	2:14.818	3
14	21	A	Brendan MURPHY	MG B	10	22:59.383	1:46.502	6.619	70.25	2:14.856	7
15	25	A	Kevin BROADLEY	MG B GT	10	23:00.007	1:47.126	0.624	70.22	2:15.248	10
16	72	I	Adam ENTWISTLE	MG B GT	9	22:50.749	1 lap	1 lap	63.63	2:21.853	4

### NOT CLASSIFIED

DNF	10	Z	Nick GOLHAR	MG ZR 180	4	8:36.589	6 laps	5 laps	75.04	2:07.252	2
DNF	12	A	Paul EALES	MG B GT	4	9:31.998	6 laps	55.409	67.77	2:11.509	2
DNF	90	A	Philip CHURCHILL	MG B Roadster	3	7:09.834	7 laps	1 lap	67.63	2:16.404	2
DNF	7	Z	John PERKINS	MG ZR 160	0						

### FASTEST LAP

44	F	Martin WILLS	MG F	7	2:05.770	77.05 mph	124.00 kph
6	Z	Jody BOWCOTT	MG ZR 160	9	2:06.661	76.51 mph	123.13 kph
66	A	Will SHARPE	MG Midget	4	2:09.193	75.01 mph	120.72 kph
72	I	Adam ENTWISTLE	MG B GT	4	2:21.853	68.31 mph	109.94 kph

Weather / Track : Bright / Dry

These results are provisional until the conclusion of any judicial and technical matters.

Oulton Park International  
Circuit Length = 2.6920 miles  
Start: 12:57 End: 13:20

Clerk of Course :	Timekeeper :
-------------------	--------------

# Lancaster Insurance MG Owners Club

## RACE 1 - LAP CHART

Lap 1			Lap 2			Lap 3			Lap 4			Lap 5		
No	Behind	Laptime	No	Behind	Laptime	No	Behind	Laptime	No	Behind	Laptime	No	Behind	Laptime
44		2:13.279	44		2:07.738	44		2:07.008	44		2:07.168	44		2:06.950
27	1.233	2:14.512	27	0.469	2:06.974	27	0.963	2:07.502	27	0.467	2:06.672	27	1.042	2:07.525
10	1.385	2:14.664	10	0.899	2:07.252	10	1.250	2:07.359	10	1.396	2:07.314	22	4.925	2:08.488
23	2.086	2:15.365	22	2.317	2:07.367	22	2.348	2:07.039	22	3.387	2:08.207	23	5.268	2:08.255
22	2.688	2:15.967	23	2.816	2:08.468	23	2.972	2:07.164	23	3.963	2:08.159	6	10.110	2:08.056
8	3.678	2:16.957	8	4.807	2:08.867	8	6.786	2:08.987	8	8.439	2:08.821	8	11.189	2:09.700
46	6.100	2:19.379	6	6.983	2:07.902	6	7.787	2:07.812	6	9.004	2:08.385	46	15.879	2:10.609
6	6.819	2:20.098	46	7.777	2:09.415	46	10.423	2:09.654	46	12.220	2:08.965	66	17.773	2:10.012
18	7.440	2:20.719	66	10.339	2:10.515	66	12.686	2:09.355	66	14.711	2:09.193	4	23.093	2:09.568
66	7.562	2:20.841	12	11.491	2:11.509	18	15.632	2:10.893	18	19.001	2:10.537	18	24.061	2:12.010
12	7.720	2:20.999	18	11.747	2:12.045	12	16.427	2:11.944	4	20.475	2:08.993	36	37.910	2:12.371
90	10.984	2:24.263	4	15.754	2:10.379	4	18.650	2:09.904	36	32.489	2:14.656	17	42.186	2:11.938
36	11.303	2:24.582	36	18.814	2:15.249	36	25.001	2:13.195	37	36.918	2:15.837	37	48.130	2:18.162
37	12.940	2:26.219	90	19.650	2:16.404	37	28.249	2:14.818	17	37.198	2:12.016	21	55.417	2:17.410
4	13.113	2:26.392	37	20.439	2:15.237	17	32.350	2:14.102	21	44.957	2:18.057	25	55.723	2:17.282
21	14.432	2:27.711	21	23.476	2:16.782	21	34.068	2:17.600	25	45.391	2:17.741	72	1:21.383	2:23.697
25	15.185	2:28.464	25	24.722	2:17.275	25	34.818	2:17.104	12	56.805	2:47.546 P			
17	18.296	2:31.575	17	25.256	2:14.698	90	41.809	2:29.167 P	72	1:04.636	2:21.853			
72	18.492	2:31.771	72	34.181	2:23.427	72	49.951	2:22.778						

Weather / Track : Bright / Dry

Oulton Park International  
 Circuit Length = 2.6920 miles  
 Start: 12:57 End: 13:20

**Lancaster Insurance MG Owners Club  
RACE 7 - CLASSIFICATION**

POS	NO	CL	NAME	ENTRY	LAPS	TIME	GAP	DIFF	MPH	BEST	ON
1	44	F	Martin WILLS	MG F	4	8:31.703			75.75	2:06.119	2
2	23	F	Paul James SAVAGE	MG F VVC	4	8:32.691	0.988	0.988	75.61	2:06.153	2
3	10	Z	Nick GOLHAR	MG ZR 180	4	8:35.034	3.331	2.343	75.26	2:07.037	2
4	6	Z	Jody BOWCOTT	MG ZR 160	4	8:38.278	6.575	3.244	74.79	2:06.971	2
5	22	Z	Paul R CLACKETT	MG ZS 160	4	8:42.986	11.283	4.708	74.12	2:08.004	3
6	4	F	Ian EVANS	MG F	4	8:48.875	17.172	5.889	73.29	2:09.561	2
7	66	A	Will SHARPE	MG Midget	4	8:49.357	17.654	0.482	73.23	2:09.419	4
8	12	A	Paul EALES	MG B GT	4	8:49.652	17.949	0.295	73.18	2:09.356	4
9	18	A	Malcolm HILL	MG B GT	4	8:53.034	21.331	3.382	72.72	2:09.781	2
10	36	Z	David MCDERMOTT	MG ZR 180	4	9:04.001	32.298	10.967	71.25	2:13.192	3
11	17	Z	David OBREE	MG ZR 160	4	9:13.999	42.296	9.998	69.97	2:14.989	4
12	37	A	John KIMBER	MG B GT	4	9:14.363	42.660	0.364	69.92	2:15.365	3
13	21	A	Brendan MURPHY	MG B	4	9:15.942	44.239	1.579	69.72	2:16.124	2
14	90	A	Philip CHURCHILL	MG B Roadster	4	9:16.280	44.577	0.338	69.68	2:15.324	3
15	25	A	Kevin BROADLEY	MG B GT	4	9:17.325	45.622	1.045	69.55	2:15.937	4
16	50	A	Gordan PUXTY	MG Midget	4	10:09.319	1:37.616	51.994	63.62	2:27.693	3
NOT CLASSIFIED											
DNF	8	F	Paul WISBEY	MG F VVC	1	2:16.627	3 laps	3 laps	70.93		
FASTEST LAP											
44	F	Martin WILLS	MG F	2	2:06.119		76.84 mph		123.66 kph		
6	Z	Jody BOWCOTT	MG ZR 160	2	2:06.971		76.32 mph		122.83 kph		
12	A	Paul EALES	MG B GT	4	2:09.356		74.91 mph		120.57 kph		

Weather / Track : Bright / Dry  
These results are provisional until the conclusion of any judicial and technical matters.

Oulton Park International  
Circuit Length = 2.6920 miles  
Start: 17:25 End: 17:35

Clerk of Course :	Timekeeper :
-------------------	--------------

# Lancaster Insurance MG Owners Club

## RACE 7 - LAP CHART

Lap 1			Lap 2			Lap 3			Lap 4		
No	Behind	Laptime	No	Behind	Laptime	No	Behind	Laptime	No	Behind	Laptime
44		2:12.405	44		2:06.119	44		2:06.175	44		2:07.004
23	0.719	2:13.124	23	0.753	2:06.153	23	1.097	2:06.519	23	0.988	2:06.895
10	1.353	2:13.758	10	2.271	2:07.037	10	3.197	2:07.101	10	3.331	2:07.138
22	2.621	2:15.026	6	3.755	2:06.971	6	5.072	2:07.492	6	6.575	2:08.507
6	2.903	2:15.308	22	4.514	2:08.012	22	6.343	2:08.004	22	11.283	2:11.944
8	4.222	2:16.627	4	8.186	2:09.561	4	12.941	2:10.930	4	17.172	2:11.235
4	4.744	2:17.149	12	10.459	2:10.684	66	15.239	2:10.664	66	17.654	2:09.419
12	5.894	2:18.299	66	10.750	2:10.142	12	15.597	2:11.313	12	17.949	2:09.356
66	6.727	2:19.132	18	11.164	2:09.781	18	16.678	2:11.689	18	21.331	2:11.657
18	7.502	2:19.907	36	17.997	2:14.309	36	25.014	2:13.192	36	32.298	2:14.288
36	9.807	2:22.212	37	22.639	2:16.271	37	31.829	2:15.365	17	42.296	2:14.989
37	12.487	2:24.892	21	23.329	2:16.124	21	33.652	2:16.498	37	42.660	2:17.835
21	13.324	2:25.729	90	24.823	2:16.512	90	33.972	2:15.324	21	44.239	2:17.591
90	14.430	2:26.835	17	25.474	2:15.279	17	34.311	2:15.012	90	44.577	2:17.609
25	15.709	2:28.114	25	26.651	2:17.061	25	36.689	2:16.213	25	45.622	2:15.937
17	16.314	2:28.719	50	54.089	2:29.266	50	1:15.607	2:27.693	50	1:37.616	2:29.013
50	30.942	2:43.347									

Weather / Track : Bright / Dry

Oulton Park International  
 Circuit Length = 2.6920 miles  
 Start: 17:25 End: 17:35

# Lancaster Insurance MG Owners Club

## RACE 1 - LAP CHART

Lap 6			Lap 7			Lap 8			Lap 9			Lap 10		
No	Behind	Laptime	No	Behind	Laptime	No	Behind	Laptime	No	Behind	Laptime	No	Behind	Laptime
44		2:06.540	44		2:05.770	44		2:06.288	44		2:06.039	44		2:06.101
27	0.764	2:06.262	27	1.030	2:06.036	27	0.552	2:05.810	27	0.966	2:06.453	27	1.450	2:06.585
22	6.634	2:08.249	22	9.474	2:08.610	22	11.090	2:07.904	22	12.798	2:07.747	22	14.485	2:07.788
23	7.272	2:08.544	23	9.654	2:08.152	23	12.357	2:08.991	23	13.882	2:07.564	6	15.413	2:07.125
6	11.215	2:07.645	6	13.215	2:07.770	6	13.767	2:06.840	6	14.389	2:06.661	23	16.024	2:08.243
8	13.942	2:09.293	8	18.117	2:09.945	8	21.947	2:10.118	8	26.787	2:10.879	8	32.122	2:11.436
46	18.959	2:09.620	46	23.904	2:10.715	46	28.210	2:10.594	46	33.808	2:11.637	46	38.175	2:10.468
66	21.077	2:09.844	66	25.786	2:10.479	66	30.615	2:11.117	4	35.310	2:09.266	4	38.791	2:09.582
4	25.653	2:09.100	4	29.263	2:09.380	4	32.083	2:09.108	66	36.874	2:12.298	66	44.774	2:14.001
18	28.767	2:11.246	18	35.896	2:12.899	18	42.719	2:13.111	18	49.882	2:13.202	18	57.133	2:13.352
36	44.319	2:12.949	36	49.782	2:11.233	36	55.915	2:12.421	36	1:01.833	2:11.957	36	1:06.671	2:10.939
17	47.830	2:12.184	17	52.842	2:10.782	17	57.620	2:11.066	17	1:02.939	2:11.358	17	1:07.677	2:10.839
37	57.801	2:16.211	37	1:08.784	2:16.753	72	1 LAP	3:25.056 P	72	1 LAP	2:25.990	72	1 LAP	2:25.607
21	1:04.863	2:15.986	21	1:13.949	2:14.856	37	1:18.457	2:15.961	37	1:29.330	2:16.912	37	1:39.883	2:16.654
25	1:06.327	2:17.144	25	1:16.659	2:16.102	21	1:24.533	2:16.872	21	1:35.696	2:17.202	21	1:46.502	2:16.907
72	1:45.413	2:30.570 P				25	1:27.000	2:16.629	25	1:37.979	2:17.018	25	1:47.126	2:15.248

Weather / Track : Bright / Dry

Oulton Park International  
 Circuit Length = 2.6920 miles  
 Start: 12:57 End: 13:20

# Lancaster Insurance MG Owners Club

## RACE 1 - CLASSIFICATION

POS	NO	CL	NAME	ENTRY	LAPS	TIME	GAP	DIFF	MPH	BEST	ON
1	44	F	Martin WILLS	MG F	10	21:12.881			76.13	2:05.770	7
2	27	F	Peter HIGTON	MG F	10	21:14.331	1.450	1.450	76.05	2:05.810	8
3	22	Z	Paul R CLACKETT	MG ZS 160	10	21:27.366	14.485	13.035	75.28	2:07.039	3
4	6	Z	Jody BOWCOTT	MG ZR 160	10	21:28.294	15.413	0.928	75.22	2:06.661	9
5	23	F	Paul James SAVAGE	MG F VVC	10	21:28.905	16.024	0.611	75.19	2:07.164	3
6	8	F	Paul WISBEY	MG F VVC	10	21:45.003	32.122	16.098	74.26	2:08.821	4
7	46	Z	Mark HALSALL	MG ZR 160	10	21:51.056	38.175	6.053	73.91	2:08.965	4
8	4	F	Ian EVANS	MG F	10	21:51.672	38.791	0.616	73.88	2:08.993	4
9	66	A	Will SHARPE	MG Midget	10	21:57.655	44.774	5.983	73.54	2:09.193	4
10	18	A	Malcolm HILL	MG B GT	10	22:10.014	57.133	12.359	72.86	2:10.537	4
11	36	Z	David MCDERMOTT	MG ZR 180	10	22:19.552	1:06.671	9.538	72.34	2:10.939	10
12	17	Z	David OBREE	MG ZR 160	10	22:20.558	1:07.677	1.006	72.29	2:10.782	7
13	37	A	John KIMBER	MG B GT	10	22:52.764	1:39.883	32.206	70.59	2:14.818	3
14	21	A	Brendan MURPHY	MG B	10	22:59.383	1:46.502	6.619	70.25	2:14.856	7
15	25	A	Kevin BROADLEY	MG B GT	10	23:00.007	1:47.126	0.624	70.22	2:15.248	10
16	72	I	Adam ENTWISTLE	MG B GT	9	22:50.749	1 lap	1 lap	63.63	2:21.853	4
NOT CLASSIFIED											
DNF	10	Z	Nick GOLHAR	MG ZR 180	4	8:36.589	6 laps	5 laps	75.04	2:07.252	2
DNF	12	A	Paul EALES	MG B GT	4	9:31.998	6 laps	55.409	67.77	2:11.509	2
DNF	90	A	Philip CHURCHILL	MG B Roadster	3	7:09.834	7 laps	1 lap	67.63	2:16.404	2
DNF	7	Z	John PERKINS	MG ZR 160	0						
FASTEST LAP											
44	F	Martin WILLS	MG F	7	2:05.770			77.05 mph		124.00 kph	
6	Z	Jody BOWCOTT	MG ZR 160	9	2:06.661			76.51 mph		123.13 kph	
66	A	Will SHARPE	MG Midget	4	2:09.193			75.01 mph		120.72 kph	
72	I	Adam ENTWISTLE	MG B GT	4	2:21.853			68.31 mph		109.94 kph	

Weather / Track : Bright / Dry  
 These results are provisional until the conclusion of any judicial and technical matters.

Oulton Park International  
 Circuit Length = 2.6920 miles  
 Start: 12:57 End: 13:20

Clerk of Course :	Timekeeper :
-------------------	--------------

# Lancaster Insurance MG Owners Club

## RACE 1 - CLASSIFICATION

POS	NO	CL	NAME	ENTRY	LAPS	TIME	GAP	DIFF	MPH	BEST	ON
1	44	F	Martin WILLS	MG F	10	21:12.881			76.13	2:05.770	7
2	27	F	Peter HIGTON	MG F	10	21:14.331	1.450	1.450	76.05	2:05.810	8
3	22	Z	Paul R CLACKETT	MG ZS 160	10	21:27.366	14.485	13.035	75.28	2:07.039	3
4	6	Z	Jody BOWCOTT	MG ZR 160	10	21:28.294	15.413	0.928	75.22	2:06.661	9
5	23	F	Paul James SAVAGE	MG F VVC	10	21:28.905	16.024	0.611	75.19	2:07.164	3
6	8	F	Paul WISBEY	MG F VVC	10	21:45.003	32.122	16.098	74.26	2:08.821	4
7	46	Z	Mark HALSALL	MG ZR 160	10	21:51.056	38.175	6.053	73.91	2:08.965	4
8	4	F	Ian EVANS	MG F	10	21:51.672	38.791	0.616	73.88	2:08.993	4
9	66	A	Will SHARPE	MG Midget	10	21:57.655	44.774	5.983	73.54	2:09.193	4
10	18	A	Malcolm HILL	MG B GT	10	22:10.014	57.133	12.359	72.86	2:10.537	4
11	36	Z	David MCDERMOTT	MG ZR 180	10	22:19.552	1:06.671	9.538	72.34	2:10.939	10
12	17	Z	David OBREE	MG ZR 160	10	22:20.558	1:07.677	1.006	72.29	2:10.782	7
13	37	A	John KIMBER	MG B GT	10	22:52.764	1:39.883	32.206	70.59	2:14.818	3
14	21	A	Brendan MURPHY	MG B	10	22:59.383	1:46.502	6.619	70.25	2:14.856	7
15	25	A	Kevin BROADLEY	MG B GT	10	23:00.007	1:47.126	0.624	70.22	2:15.248	10
16	72	I	Adam ENTWISTLE	MG B GT	9	22:50.749	1 lap	1 lap	63.63	2:21.853	4
NOT CLASSIFIED											
DNF	10	Z	Nick GOLHAR	MG ZR 180	4	8:36.589	6 laps	5 laps	75.04	2:07.252	2
DNF	12	A	Paul EALES	MG B GT	4	9:31.998	6 laps	55.409	67.77	2:11.509	2
DNF	90	A	Philip CHURCHILL	MG B Roadster	3	7:09.834	7 laps	1 lap	67.63	2:16.404	2
DNF	7	Z	John PERKINS	MG ZR 160	0						
FASTEST LAP											
44	F	Martin WILLS	MG F	7	2:05.770			77.05 mph		124.00 kph	
6	Z	Jody BOWCOTT	MG ZR 160	9	2:06.661			76.51 mph		123.13 kph	
66	A	Will SHARPE	MG Midget	4	2:09.193			75.01 mph		120.72 kph	
72	I	Adam ENTWISTLE	MG B GT	4	2:21.853			68.31 mph		109.94 kph	

Weather / Track : Bright / Dry  
 These results are provisional until the conclusion of any judicial and technical matters.

Oulton Park International  
 Circuit Length = 2.6920 miles  
 Start: 12:57 End: 13:20

Clerk of Course :	Timekeeper :
-------------------	--------------

# Lancaster Insurance MG Owners Club

## RACE 1 - CLASSIFICATION

POS	NO	CL	NAME	ENTRY	LAPS	TIME	GAP	DIFF	MPH	BEST	ON
1	44	F	Martin WILLS	MG F	10	21:12.881			76.13	2:05.770	7
2	27	F	Peter HIGTON	MG F	10	21:14.331	1.450	1.450	76.05	2:05.810	8
3	22	Z	Paul R CLACKETT	MG ZS 160	10	21:27.366	14.485	13.035	75.28	2:07.039	3
4	6	Z	Jody BOWCOTT	MG ZR 160	10	21:28.294	15.413	0.928	75.22	2:06.661	9
5	23	F	Paul James SAVAGE	MG F VVC	10	21:28.905	16.024	0.611	75.19	2:07.164	3
6	8	F	Paul WISBEY	MG F VVC	10	21:45.003	32.122	16.098	74.26	2:08.821	4
7	46	Z	Mark HALSALL	MG ZR 160	10	21:51.056	38.175	6.053	73.91	2:08.965	4
8	4	F	Ian EVANS	MG F	10	21:51.672	38.791	0.616	73.88	2:08.993	4
9	66	A	Will SHARPE	MG Midget	10	21:57.655	44.774	5.983	73.54	2:09.193	4
10	18	A	Malcolm HILL	MG B GT	10	22:10.014	57.133	12.359	72.86	2:10.537	4
11	36	Z	David MCDERMOTT	MG ZR 180	10	22:19.552	1:06.671	9.538	72.34	2:10.939	10
12	17	Z	David OBREE	MG ZR 160	10	22:20.558	1:07.677	1.006	72.29	2:10.782	7
13	37	A	John KIMBER	MG B GT	10	22:52.764	1:39.883	32.206	70.59	2:14.818	3
14	21	A	Brendan MURPHY	MG B	10	22:59.383	1:46.502	6.619	70.25	2:14.856	7
15	25	A	Kevin BROADLEY	MG B GT	10	23:00.007	1:47.126	0.624	70.22	2:15.248	10
16	72	I	Adam ENTWISTLE	MG B GT	9	22:50.749	1 lap	1 lap	63.63	2:21.853	4
NOT CLASSIFIED											
DNF	10	Z	Nick GOLHAR	MG ZR 180	4	8:36.589	6 laps	5 laps	75.04	2:07.252	2
DNF	12	A	Paul EALES	MG B GT	4	9:31.998	6 laps	55.409	67.77	2:11.509	2
DNF	90	A	Philip CHURCHILL	MG B Roadster	3	7:09.834	7 laps	1 lap	67.63	2:16.404	2
DNF	7	Z	John PERKINS	MG ZR 160	0						
FASTEST LAP											
44	F	Martin WILLS	MG F	7	2:05.770			77.05 mph		124.00 kph	
6	Z	Jody BOWCOTT	MG ZR 160	9	2:06.661			76.51 mph		123.13 kph	
66	A	Will SHARPE	MG Midget	4	2:09.193			75.01 mph		120.72 kph	
72	I	Adam ENTWISTLE	MG B GT	4	2:21.853			68.31 mph		109.94 kph	

Weather / Track : Bright / Dry  
 These results are provisional until the conclusion of any judicial and technical matters.

Oulton Park International  
 Circuit Length = 2.6920 miles  
 Start: 12:57 End: 13:20

Clerk of Course :	Timekeeper :
-------------------	--------------

# Easytrack Caterham Graduate (Classic)

## QUALIFYING - RACE 2 - CLASSIFICATION

POS	NO	CL	NAME	ENTRY	TIME	ON	LAPS	GAP	DIFF	MPH
1	74		Charles FITZHUGH	Caterham 7	2:05.528	7	7			77.20
2	77		Jennifer GRACE	Caterham 7	2:06.492	8	9	0.964	0.964	76.61
3	99		Matthew GILLBANKS	Caterham 7	2:06.918	6	9	1.390	0.426	76.35
4	76		John PARKER	Caterham 7	2:07.783	3	8	2.255	0.865	75.84
5	78		Andrew SAGAR	Caterham 7	2:07.805	7	9	2.277	0.022	75.82
6	97		Justin COX	Caterham 7	2:07.912	3	9	2.384	0.107	75.76
7	80		Trevor HARBER	Caterham 7	2:08.225	5	9	2.697	0.313	75.58
8	92		James CARVEY	Caterham 7	2:08.386	4	8	2.858	0.161	75.48
9	72		Graeme SMITH	Caterham 7	2:08.568	9	9	3.040	0.182	75.37
10	90		Graham SMITH	Caterham 7	2:08.838	1	9	3.310	0.270	75.22
11	96		Simon BONSER	Caterham 7	2:09.040	4	9	3.512	0.202	75.10
12	83		Colin ROTHWELL	Caterham 7	2:10.100	4	8	4.572	1.060	74.49
13	89		Paul HAWKER	Caterham 7	2:12.195	7	8	6.667	2.095	73.31
14	88		Sheila MARSHALL	Caterham 7	2:12.537	7	8	7.009	0.342	73.12
15	86		Darren GRAINGER	Caterham 7	2:14.106	6	8	8.578	1.569	72.26
16	82		Daniel LEWIS	Caterham 7	2:18.024	7	8	12.496	3.918	70.21

Weather / Track : Cloudy / Dry  
 These results are provisional until the conclusion of any judicial and technical matters.

Oulton Park International  
 Circuit Length = 2.6920 miles  
 Start: 09:23 End: 09:45

Clerk of Course :		Timekeeper :
-------------------	--	--------------

## Easytrack Caterham Graduate (Classic)

### QUALIFYING - RACE 2 - LAP ANALYSIS

<b>72</b>	<b>Graeme SMITH</b>		Caterham 7				
1 -	2:10.522	+ 1.954	9:27:33.665	6 -	2:08.569	+ 0.001	9:38:19.622
2 -	2:09.867	+ 1.299	9:29:43.532	7 -	2:09.125	+ 0.557	9:40:28.747
3 -	2:09.500	+ 0.932	9:31:53.032	8 -	2:08.613	+ 0.045	9:42:37.360
4 -	2:08.850	+ 0.282	9:34:01.882	9 -	<b>2:08.568</b>		<b>9:44:45.928</b>
5 -	2:09.171	+ 0.603	9:36:11.053				
<b>74</b>	<b>Charles FITZHUGH</b>		Caterham 7				
1 -	2:08.214	+ 2.686	9:27:55.784	5 -	2:06.141	+ 0.613	9:36:22.444
2 -	2:07.242	+ 1.714	9:30:03.026	6 -	2:06.014	+ 0.486	9:38:28.458
3 -	2:06.664	+ 1.136	9:32:09.690	7 -	<b>2:05.528</b>		<b>9:40:33.986</b>
4 -	2:06.613	+ 1.085	9:34:16.303				
<b>76</b>	<b>John PARKER</b>		Caterham 7				
1 -	2:09.523	+ 1.740	9:28:27.033	5 -	2:08.852	+ 1.069	9:37:02.680
2 -	2:08.961	+ 1.178	9:30:35.994	6 -	2:08.064	+ 0.281	9:39:10.744
3 -	<b>2:07.783</b>		<b>9:32:43.777</b>	7 -	2:14.956	+ 7.173	9:41:25.700
4 -	2:10.051	+ 2.268	9:34:53.828	8 -	2:08.352	+ 0.569	9:43:34.052
<b>77</b>	<b>Jennifer GRACE</b>		Caterham 7				
1 -	2:10.016	+ 3.524	9:27:58.203	6 -	2:07.959	+ 1.467	9:38:39.431
2 -	2:09.572	+ 3.080	9:30:07.775	7 -	2:07.624	+ 1.132	9:40:47.055
3 -	2:08.743	+ 2.251	9:32:16.518	8 -	<b>2:06.492</b>		<b>9:42:53.547</b>
4 -	2:07.731	+ 1.239	9:34:24.249	9 -	2:06.949	+ 0.457	9:45:00.496
5 -	2:07.223	+ 0.731	9:36:31.472				
<b>78</b>	<b>Andrew SAGAR</b>		Caterham 7				
1 -	2:10.442	+ 2.637	9:27:35.527	6 -	2:16.632	+ 8.827	9:38:28.103
2 -	2:09.548	+ 1.743	9:29:45.075	7 -	<b>2:07.805</b>		<b>9:40:35.908</b>
3 -	2:09.125	+ 1.320	9:31:54.200	8 -	2:08.403	+ 0.598	9:42:44.311
4 -	2:07.961	+ 0.156	9:34:02.161	9 -	2:08.584	+ 0.779	9:44:52.895
5 -	2:09.310	+ 1.505	9:36:11.471				
<b>80</b>	<b>Trevor HARBER</b>		Caterham 7				
1 -	2:10.557	+ 2.332	9:27:36.506	6 -	2:09.323	+ 1.098	9:38:23.811
2 -	2:09.721	+ 1.496	9:29:46.227	7 -	2:09.148	+ 0.923	9:40:32.959
3 -	2:10.862	+ 2.637	9:31:57.089	8 -	2:08.487	+ 0.262	9:42:41.446
4 -	2:09.174	+ 0.949	9:34:06.263	9 -	2:08.673	+ 0.448	9:44:50.119
5 -	<b>2:08.225</b>		<b>9:36:14.488</b>				
<b>82</b>	<b>Daniel LEWIS</b>		Caterham 7				
1 -	2:20.393	+ 2.369	9:28:13.761	5 -	2:20.040	+ 2.016	9:37:35.703
2 -	2:20.343	+ 2.319	9:30:34.104	6 -	2:19.021	+ 0.997	9:39:54.724
3 -	2:19.257	+ 1.233	9:32:53.361	7 -	<b>2:18.024</b>		<b>9:42:12.748</b>
4 -	2:22.302	+ 4.278	9:35:15.663	8 -	2:24.997	+ 6.973	9:44:37.745
<b>83</b>	<b>Colin ROTHWELL</b>		Caterham 7				
1 -	2:13.344	+ 3.244	9:27:43.898	5 -	2:12.128	+ 2.028	9:36:33.671
2 -	2:13.620	+ 3.520	9:29:57.518	6 -	2:10.163	+ 0.063	9:38:43.834
3 -	2:13.925	+ 3.825	9:32:11.443	7 -	2:10.274	+ 0.174	9:40:54.108
4 -	<b>2:10.100</b>		<b>9:34:21.543</b>	8 -	2:12.409	+ 2.309	9:43:06.517
<b>86</b>	<b>Darren GRAINGER</b>		Caterham 7				
1 -	2:19.531	+ 5.425	9:27:58.999	5 -	2:17.423	+ 3.317	9:37:15.013
2 -	2:20.644	+ 6.538	9:30:19.643	6 -	<b>2:14.106</b>		<b>9:39:29.119</b>
3 -	2:20.228	+ 6.122	9:32:39.871	7 -	2:14.333	+ 0.227	9:41:43.452
4 -	2:17.719	+ 3.613	9:34:57.590	8 -	2:15.845	+ 1.739	9:43:59.297
<b>88</b>	<b>Sheila MARSHALL</b>		Caterham 7				
1 -	2:15.936	+ 3.399	9:28:20.012	5 -	2:13.029	+ 0.492	9:37:13.772
2 -	2:13.513	+ 0.976	9:30:33.525	6 -	2:13.898	+ 1.361	9:39:27.670

Weather / Track : Cloudy / Dry

Oulton Park International  
Circuit Length = 2.6920 miles  
Start: 09:23 End: 09:45

**Easytrack Caterham Graduate (Classic)**  
**QUALIFYING - RACE 2 - LAP ANALYSIS**


3 -	2:14.120	+ 1.583	9:32:47.645	7 -	<b>2:12.537</b>		<b>9:41:40.207</b>
4 -	2:13.098	+ 0.561	9:35:00.743	8 -	2:12.668	+ 0.131	9:43:52.875
<b>89</b>	<b>Paul HAWKER</b> Caterham 7						
1 -	2:17.709	+ 5.514	9:28:10.620	5 -	2:15.343	+ 3.148	9:37:13.408
2 -	2:17.092	+ 4.897	9:30:27.712	6 -	2:15.077	+ 2.882	9:39:28.485
3 -	2:15.967	+ 3.772	9:32:43.679	7 -	<b>2:12.195</b>		<b>9:41:40.680</b>
4 -	2:14.386	+ 2.191	9:34:58.065	8 -	2:12.895	+ 0.700	9:43:53.575
<b>90</b>	<b>Graham SMITH</b> Caterham 7						
1 -	<b>2:08.838</b>		<b>9:27:34.078</b>	6 -	2:09.380	+ 0.542	9:38:32.151
2 -	2:16.332	+ 7.494	9:29:50.410	7 -	2:09.767	+ 0.929	9:40:41.918
3 -	2:10.828	+ 1.990	9:32:01.238	8 -	2:09.358	+ 0.520	9:42:51.276
4 -	2:10.215	+ 1.377	9:34:11.453	9 -	2:09.549	+ 0.711	9:45:00.825
5 -	2:11.318	+ 2.480	9:36:22.771				
<b>92</b>	<b>James CARVEY</b> Caterham 7						
1 -	2:13.742	+ 5.356	9:27:52.657	5 -	2:09.947	+ 1.561	9:36:32.905
2 -	2:12.418	+ 4.032	9:30:05.075	6 -	2:08.962	+ 0.576	9:38:41.867
3 -	2:09.497	+ 1.111	9:32:14.572	7 -	2:10.842	+ 2.456	9:40:52.709
4 -	<b>2:08.386</b>		<b>9:34:22.958</b>	8 -	2:22.027	+ 13.641	9:43:14.736
<b>96</b>	<b>Simon BONSER</b> Caterham 7						
1 -	2:11.104	+ 2.064	9:27:34.774	6 -	2:10.055	+ 1.015	9:38:23.469
2 -	2:10.794	+ 1.754	9:29:45.568	7 -	2:10.586	+ 1.546	9:40:34.055
3 -	2:09.398	+ 0.358	9:31:54.966	8 -	2:10.123	+ 1.083	9:42:44.178
4 -	<b>2:09.040</b>		<b>9:34:04.006</b>	9 -	2:10.096	+ 1.056	9:44:54.274
5 -	2:09.408	+ 0.368	9:36:13.414				
<b>97</b>	<b>Justin COX</b> Caterham 7						
1 -	2:10.288	+ 2.376	9:27:53.410	6 -	2:08.317	+ 0.405	9:38:41.527
2 -	2:09.851	+ 1.939	9:30:03.261	7 -	2:08.972	+ 1.060	9:40:50.499
3 -	<b>2:07.912</b>		<b>9:32:11.173</b>	8 -	2:08.153	+ 0.241	9:42:58.652
4 -	2:08.618	+ 0.706	9:34:19.791	9 -	2:08.702	+ 0.790	9:45:07.354
5 -	2:13.419	+ 5.507	9:36:33.210				
<b>99</b>	<b>Matthew GILLBANKS</b> Caterham 7						
1 -	2:10.948	+ 4.030	9:27:59.471	6 -	<b>2:06.918</b>		<b>9:38:44.409</b>
2 -	2:10.756	+ 3.838	9:30:10.227	7 -	2:07.550	+ 0.632	9:40:51.959
3 -	2:08.774	+ 1.856	9:32:19.001	8 -	2:07.134	+ 0.216	9:42:59.093
4 -	2:09.739	+ 2.821	9:34:28.740	9 -	2:08.192	+ 1.274	9:45:07.285
5 -	2:08.751	+ 1.833	9:36:37.491				

Weather / Track : Cloudy / Dry

Oulton Park International  
 Circuit Length = 2.6920 miles  
 Start: 09:23 End: 09:45

# Easytrack Caterham Graduate (Classic)

## RACE 2 - GRID

ROW 8	2:14.106 86 Darren GRAINGER	2:18.024 82 Daniel LEWIS
ROW 7	2:12.195 89 Paul HAWKER	2:12.537 88 Sheila MARSHALL
ROW 6	2:09.040 96 Simon BONSER	2:10.100 83 Colin ROTHWELL
ROW 5	2:08.568 72 Graeme SMITH	2:08.838 90 Graham SMITH
ROW 4	2:08.225 80 Trevor HARBER	2:08.386 92 James CARVEY
ROW 3	2:07.805 78 Andrew SAGAR	2:07.912 97 Justin COX
ROW 2	2:06.918 99 Matthew GILLBANKS	2:07.783 76 John PARKER
ROW 1	2:05.528 74 Charles FITZHUGH	2:06.492 77 Jennifer GRACE
<b>Pole</b>		
		

Oulton Park International  
Circuit Length = 2.6920 miles

**These results are provisional until the conclusion of any judicial and technical matters.**

Clerk of Course :		Timekeeper :
-------------------	--	--------------

# Easytrack Caterham Graduate (Classic)

## RACE 2 - CLASSIFICATION

POS	NO	CL	NAME	ENTRY	LAPS	TIME	GAP	DIFF	MPH	BEST	ON
1	72		Graeme SMITH	Caterham 7	10	21:33.264			74.93	2:07.592	3
2	74		Charles FITZHUGH	Caterham 7	10	21:33.852	0.588	0.588	74.90	2:07.734	8
3	77		Jennifer GRACE	Caterham 7	10	21:33.904	0.640	0.052	74.89	2:07.743	7
4	76		John PARKER	Caterham 7	10	21:34.333	1.069	0.429	74.87	2:07.592	7
5	90		Graham SMITH	Caterham 7	10	21:38.840	5.576	4.507	74.61	2:06.543	9
6	97		Justin COX	Caterham 7	10	21:38.894	5.630	0.054	74.61	2:07.027	9
7	80		Trevor HARBER	Caterham 7	10	21:39.284	6.020	0.390	74.58	2:08.055	3
8	99		Matthew GILLBANKS	Caterham 7	10	21:47.427	14.163	8.143	74.12	2:07.405	3
9	78		Andrew SAGAR	Caterham 7	10	21:50.285	17.021	2.858	73.96	2:09.243	10
10	96		Simon BONSER	Caterham 7	10	21:52.504	19.240	2.219	73.83	2:09.204	9
11	92		James CARVEY	Caterham 7	10	22:00.119	26.855	7.615	73.41	2:08.723	5
12	83		Colin ROTHWELL	Caterham 7	10	22:01.144	27.880	1.025	73.35	2:09.804	10
13	89		Paul HAWKER	Caterham 7	10	22:14.221	40.957	13.077	72.63	2:11.283	4
14	88		Sheila MARSHALL	Caterham 7	10	22:14.940	41.676	0.719	72.59	2:11.317	4
15	82		Daniel LEWIS	Caterham 7	10	22:34.561	1:01.297	19.621	71.54	2:13.071	10
16	86		Darren GRAINGER	Caterham 7	10	22:35.307	1:02.043	0.746	71.50	2:13.166	9

### FASTEST LAP

90	Graham SMITH	Caterham 7	9	2:06.543	76.58 mph	123.25 kph
----	--------------	------------	---	----------	-----------	------------

Weather / Track : Sunny / Dry

These results are provisional until the conclusion of any judicial and technical matters.

Oulton Park International  
Circuit Length = 2.6920 miles  
Start: 13:46 End: 14:08

Clerk of Course :

Timekeeper :

# Easytrack Caterham Graduate (Classic)

## RACE 2 - LAP CHART

Lap 1			Lap 2			Lap 3			Lap 4			Lap 5		
No	Behind	Laptime	No	Behind	Laptime	No	Behind	Laptime	No	Behind	Laptime	No	Behind	Laptime
74		2:16.020	74		2:08.011	99		2:07.405	74		2:09.885	99		2:08.878
77	0.203	2:16.223	99	0.913	2:08.232	74	0.065	2:08.383	99	0.282	2:10.232	72	0.192	2:09.018
76	0.592	2:16.612	77	0.958	2:08.766	76	1.227	2:08.248	72	0.334	2:08.906	77	0.289	2:08.278
99	0.692	2:16.712	76	1.297	2:08.716	72	1.378	2:07.592	76	0.644	2:09.367	74	0.608	2:09.768
90	0.777	2:16.797	90	1.983	2:09.217	90	1.681	2:08.016	90	1.153	2:09.422	76	1.017	2:09.533
97	1.099	2:17.119	72	2.104	2:08.072	77	1.748	2:09.108	77	1.171	2:09.373	97	1.316	2:08.734
92	1.823	2:17.843	97	2.650	2:09.562	97	2.288	2:07.956	97	1.742	2:09.404	90	1.379	2:09.386
72	2.043	2:18.063	80	3.882	2:09.471	80	3.619	2:08.055	80	3.040	2:09.371	80	2.129	2:08.249
80	2.422	2:18.442	92	4.670	2:10.858	96	7.715	2:10.725	96	7.921	2:10.156	78	8.650	2:09.383
96	3.204	2:19.224	96	5.308	2:10.115	92	7.917	2:11.565	78	8.427	2:10.138	96	8.771	2:10.010
78	3.459	2:19.479	78	5.442	2:09.994	78	8.239	2:11.115	83	8.849	2:10.123	92	8.882	2:08.723
83	4.082	2:20.102	83	6.030	2:09.959	83	8.676	2:10.964	92	9.319	2:11.352	83	10.218	2:10.529
88	7.222	2:23.242	88	12.384	2:13.173	88	16.014	2:11.948	88	17.381	2:11.317	88	20.557	2:12.336
89	7.555	2:23.575	89	12.682	2:13.138	89	16.515	2:12.151	89	17.848	2:11.283	89	20.736	2:12.048
86	8.708	2:24.728	86	14.646	2:13.949	86	21.073	2:14.745	86	27.423	2:16.300	82	34.307	2:15.902
82	10.049	2:26.069	82	16.193	2:14.155	82	21.688	2:13.813	82	27.565	2:15.827	86	34.636	2:16.373

Weather / Track : Sunny / Dry

Oulton Park International  
Circuit Length = 2.6920 miles  
Start: 13:46 End: 14:08

# Easytrack Caterham Graduate (Classic)

## RACE 2 - LAP CHART

Lap 6			Lap 7			Lap 8			Lap 9			Lap 10		
No	Behind	Laptime	No	Behind	Laptime	No	Behind	Laptime	No	Behind	Laptime	No	Behind	Laptime
99		2:08.746	99		2:07.794	72		2:07.830	72		2:08.258	72		2:08.660
72	0.427	2:08.981	72	0.517	2:07.884	99	0.208	2:08.555	99	0.436	2:08.486	74	0.588	2:08.587
77	0.643	2:09.100	77	0.592	2:07.743	77	0.307	2:08.062	77	0.618	2:08.569	77	0.640	2:08.682
74	0.911	2:09.049	90	0.983	2:07.509	74	0.480	2:07.734	74	0.661	2:08.439	76	1.069	2:08.793
90	1.268	2:08.635	74	1.093	2:07.976	76	0.914	2:07.954	76	0.936	2:08.280	90	5.576	2:09.900
76	1.509	2:09.238	76	1.307	2:07.592	80	4.097	2:09.637	97	4.117	2:07.027	97	5.630	2:10.173
97	1.530	2:08.960	97	1.959	2:08.223	97	5.348	2:11.736	80	4.161	2:08.322	80	6.020	2:10.519
80	2.435	2:09.052	80	2.807	2:08.166	90	6.051	2:13.415	90	4.336	2:06.543	99	14.163	2:22.387
78	12.107	2:12.203	78	13.896	2:09.583	78	15.123	2:09.574	78	16.438	2:09.573	78	17.021	2:09.243
92	12.318	2:12.182	83	15.717	2:10.909	96	17.159	2:09.250	96	18.105	2:09.204	96	19.240	2:09.795
83	12.602	2:11.130	96	16.256	2:11.247	83	18.128	2:10.758	92	21.688	2:11.764	92	26.855	2:13.827
96	12.803	2:12.778	92	16.347	2:11.823	92	18.182	2:10.182	83	26.736	2:16.866	83	27.880	2:09.804
88	24.861	2:13.050	88	29.475	2:12.408	88	33.818	2:12.690	88	37.913	2:12.353	89	40.957	2:11.614
89	25.157	2:13.167	89	29.583	2:12.220	89	34.525	2:13.289	89	38.003	2:11.736	88	41.676	2:12.423
82	40.166	2:14.605	82	46.356	2:13.984	82	51.580	2:13.571	82	56.886	2:13.564	82	1:01.297	2:13.071
86	40.903	2:15.013	86	46.816	2:13.707	86	52.154	2:13.685	86	57.062	2:13.166	86	1:02.043	2:13.641

Weather / Track : Sunny / Dry

Oulton Park International  
Circuit Length = 2.6920 miles  
Start: 13:46 End: 14:08

# CNC Heads Sports / Saloon Championship Race

## QUALIFYING - RACE 3 - CLASSIFICATION

POS	NO	CL	NAME	ENTRY	TIME	ON	LAPS	GAP	DIFF	MPH
1	1	C	Robert SPENCER	Stuart Taylor Locosaki	1:47.186	7	8			90.41
2	5	B	Alistair CHALMERS	Caterham CSR	1:48.296	4	10	1.110	1.110	89.48
3	44	B	Peter DAVIES	Caterham R400	1:49.084	8	10	1.898	0.788	88.84
4	80	D	John GARNETT	Porsche 911 GT3 Cup	1:49.118	6	10	1.932	0.034	88.81
5	31	B	Robert CHALMERS	Caterham R400	1:49.380	4	4	2.194	0.262	88.60
6	33	B	Steve OWEN	Westfield SE	1:49.435	10	10	2.249	0.055	88.55
7	81	B	Patrick SMYTH	Lotus Elan	1:50.983	6	8	3.797	1.548	87.32
8	69	C	Chris MARIES	MK Indy Busa RR	1:51.058	2	5	3.872	0.075	87.26
9	46	B	Brian DEAN	Westfield SE	1:51.118	8	8	3.932	0.060	87.21
10	38	B	Kevin CRYER	Caterham Seven	1:51.270	7	10	4.084	0.152	87.09
11	47	D	Richard NEARY	Ford Sierra RS500	1:51.314	10	10	4.128	0.044	87.06
12	10	C	Danny KEENAN	MK Indy Busa Indy	1:51.757	4	9	4.571	0.443	86.71
13	8	A	Peter ISHERWOOD	Subaru Impreza	1:52.535	8	9	5.349	0.778	86.11
14	12	E	Dennis CROMPTON	BMW E30 M3	1:52.653	7	10	5.467	0.118	86.02
15	26	B	Cam FORBES	Westfield SEiW	1:52.913	2	9	5.727	0.260	85.82
16	34	C	Wayne SCHOFIELD	Suzuki Cappuccino	1:52.984	9	9	5.798	0.071	85.77
17	18	A	Tim EVANS	Subaru Impreza	1:53.025	6	8	5.839	0.041	85.74
18	76	E	Kingsley INGRAM	Mazda 323F	1:54.605	9	9	7.419	1.580	84.56
19	9	D	Duncan AUKLAND	Rover 3500se	1:55.769	6	8	8.583	1.164	83.71
20	14	E	Steven HIBBERT	Lotus Sport Elise	1:58.975	7	8	11.789	3.206	81.45
21	65	B	Colin ROBINSON	Ford Escort	2:00.248	3	9	13.062	1.273	80.59
22	43	A	Graham BRINDLEY	Ford RS2000 MK2	2:00.266	8	9	13.080	0.018	80.58
23	91	C	Chris ALLANSON	Z Cars Mini	2:01.836	2	4	14.650	1.570	79.54
24	22	D	Richard DOBSON	Nissan 200SX	2:02.559	8	9	15.373	0.723	79.07
25	53	D	David RAWLINS	Vauxhall Vectra	2:03.209	5	6	16.023	0.650	78.65
26	77	F	Paul INGRAM	Ford Fiesta	2:04.161	2	2	16.975	0.952	78.05
27	99	C	John SEERY	Sylva Phoenix	2:04.603	7	7	17.417	0.442	77.77
28	24	D	Ralph UNDERWOOD	Triumph TR7 V8	2:06.353	4	7	19.167	1.750	76.70
29	39	F	Jamie CRYER	Ford Fiesta	2:07.053	6	9	19.867	0.700	76.27
30	63	B	Richard HALL	Ginetta G20	2:07.815	8	8	20.629	0.762	75.82
31	11	A	Simon ALLAWAY	Lotus Daytona Esprit V8	2:09.085	1	3	21.899	1.270	75.07
32	40	B	Dave MARIES	MK Indy Busa RR Zetec	2:11.704	8	8	24.518	2.619	73.58
33	2	D	Paul DOBSON	Mazda RX7	2:12.342	4	5	25.156	0.638	73.22
34	37	F	Brian ALLEN	Ford Fiesta XR2i	2:12.812	8	8	25.626	0.470	72.97
35	25	D	Bob CLAXTON	Renault 21 Turbo	2:14.312	1	3	27.126	1.500	72.15
36	78	F	Mike NASH	Peugeot 106	2:19.408	6	6	32.222	5.096	69.51

Weather / Track : Cloudy / Dry

These results are provisional until the conclusion of any judicial and technical matters.

Oulton Park International  
Circuit Length = 2.6920 miles  
Start: 09:48 End: 10:10

Clerk of Course :		Timekeeper :
-------------------	--	--------------

# CNC Heads Sports / Saloon Championship Race

## QUALIFYING - RACE 3 - LAP ANALYSIS

<b>1</b>	<b>Robert SPENCER</b>		C Stuart Taylor Locosaki				
1 -	1:50.144	+ 2.958	9:52:27.433	5 -	1:47.635	+ 0.449	9:59:56.870
2 -	1:47.471	+ 0.285	9:54:14.904	6 -	1:59.149	+ 11.963	10:01:56.019
3 -	2:02.293	+ 15.107	9:56:17.197	7 -	<b>1:47.186</b>		<b>10:03:43.205</b>
4 -	1:52.038	+ 4.852	9:58:09.235	8 -	2:18.318 P	+ 31.132	10:06:01.523
<b>2</b>	<b>Paul DOBSON</b>		D Mazda RX7				
1 -	2:17.933	+ 5.591	9:53:10.851	4 -	<b>2:12.342</b>		<b>9:59:55.190</b>
2 -	2:13.977	+ 1.635	9:55:24.828	5 -	2:39.469 P	+ 27.127	10:02:34.659
3 -	2:18.020	+ 5.678	9:57:42.848				
<b>5</b>	<b>Alistair CHALMERS</b>		B Caterham CSR				
1 -	1:50.960	+ 2.664	9:52:07.399	6 -	1:48.595	+ 0.299	10:01:16.465
2 -	1:51.746	+ 3.450	9:53:59.145	7 -	1:50.923	+ 2.627	10:03:07.388
3 -	1:49.956	+ 1.660	9:55:49.101	8 -	1:49.925	+ 1.629	10:04:57.313
4 -	<b>1:48.296</b>		<b>9:57:37.397</b>	9 -	1:50.741	+ 2.445	10:06:48.054
5 -	1:50.473	+ 2.177	9:59:27.870	10 -	1:49.366	+ 1.070	10:08:37.420
<b>8</b>	<b>Peter ISHERWOOD</b>		A Subaru Impreza				
1 -	2:06.166	+ 13.631	9:53:54.047	6 -	2:00.347	+ 7.812	10:04:05.640
2 -	2:24.701	+ 32.166	9:56:18.748	7 -	1:56.297	+ 3.762	10:06:01.937
3 -	1:58.217	+ 5.682	9:58:16.965	8 -	<b>1:52.535</b>		<b>10:07:54.472</b>
4 -	1:53.684	+ 1.149	10:00:10.649	9 -	2:01.893	+ 9.358	10:09:56.365
5 -	1:54.644	+ 2.109	10:02:05.293				
<b>9</b>	<b>Duncan AUKLAND</b>		D Rover 3500se				
1 -	2:15.986	+ 20.217	9:54:02.273	5 -	1:56.667	+ 0.898	10:02:03.971
2 -	2:07.333	+ 11.564	9:56:09.606	6 -	<b>1:55.769</b>		<b>10:03:59.740</b>
3 -	2:00.511	+ 4.742	9:58:10.117	7 -	2:14.300	+ 18.531	10:06:14.040
4 -	1:57.187	+ 1.418	10:00:07.304	8 -	2:08.290	+ 12.521	10:08:22.330
<b>10</b>	<b>Danny KEENAN</b>		C MK Indy Busa Indy				
1 -	1:53.326	+ 1.569	9:52:08.496	6 -	1:53.149	+ 1.392	10:01:35.513
2 -	1:55.135	+ 3.378	9:54:03.631	7 -	1:52.091	+ 0.334	10:03:27.604
3 -	1:54.768	+ 3.011	9:55:58.399	8 -	1:52.988	+ 1.231	10:05:20.592
4 -	<b>1:51.757</b>		<b>9:57:50.156</b>	9 -	2:14.599 P	+ 22.842	10:07:35.191
5 -	1:52.208	+ 0.451	9:59:42.364				
<b>11</b>	<b>Simon ALLAWAY</b>		A Lotus Daytona Esprit V8				
1 -	<b>2:09.085</b>		<b>9:54:02.859</b>	3 -	2:22.714 P	+ 13.629	9:58:35.119
2 -	2:09.546	+ 0.461	9:56:12.405				
<b>12</b>	<b>Dennis CROMPTON</b>		E BMW E30 M3				
1 -	1:57.165	+ 4.512	9:52:34.033	6 -	1:52.719	+ 0.066	10:02:02.001
2 -	1:52.846	+ 0.193	9:54:26.879	7 -	<b>1:52.653</b>		<b>10:03:54.654</b>
3 -	1:53.153	+ 0.500	9:56:20.032	8 -	1:52.773	+ 0.120	10:05:47.427
4 -	1:55.927	+ 3.274	9:58:15.959	9 -	1:52.964	+ 0.311	10:07:40.391
5 -	1:53.323	+ 0.670	10:00:09.282	10 -	1:52.774	+ 0.121	10:09:33.165
<b>14</b>	<b>Steven HIBBERT</b>		E Lotus Sport Elise				
1 -	2:10.256	+ 11.281	9:54:05.208	5 -	2:01.027	+ 2.052	10:02:24.194
2 -	2:01.943	+ 2.968	9:56:07.151	6 -	1:59.919	+ 0.944	10:04:24.113
3 -	2:11.008	+ 12.033	9:58:18.159	7 -	<b>1:58.975</b>		<b>10:06:23.088</b>
4 -	2:05.008	+ 6.033	10:00:23.167	8 -	2:00.685	+ 1.710	10:08:23.773
<b>18</b>	<b>Tim EVANS</b>		A Subaru Impreza				
1 -	2:06.104	+ 13.079	9:53:54.732	5 -	1:55.119	+ 2.094	10:01:36.591
2 -	1:57.708	+ 4.683	9:55:52.440	6 -	<b>1:53.025</b>		<b>10:03:29.616</b>
3 -	1:54.495	+ 1.470	9:57:46.935	7 -	1:53.280	+ 0.255	10:05:22.896
4 -	1:54.537	+ 1.512	9:59:41.472	8 -	2:44.835 P	+ 51.810	10:08:07.731

Weather / Track : Cloudy / Dry

Oulton Park International  
Circuit Length = 2.6920 miles  
Start: 09:48 End: 10:10

# CNC Heads Sports / Saloon Championship Race

## QUALIFYING - RACE 3 - LAP ANALYSIS

<b>22</b>	<b>Richard DOBSON</b>		D Nissan 200SX				
1 -	2:09.987	+ 7.428	9:53:00.164	6 -	2:04.043	+ 1.484	10:03:24.484
2 -	2:06.707	+ 4.148	9:55:06.871	7 -	2:05.158	+ 2.599	10:05:29.642
3 -	2:03.954	+ 1.395	9:57:10.825	8 -	<b>2:02.559</b>		<b>10:07:32.201</b>
4 -	2:06.646	+ 4.087	9:59:17.471	9 -	2:17.527	+ 14.968	10:09:49.728
5 -	2:02.970	+ 0.411	10:01:20.441				
<b>24</b>	<b>Ralph UNDERWOOD</b>		D Triumph TR7 V8				
1 -	2:18.143	+ 11.790	9:54:01.437	5 -	2:09.652	+ 3.299	10:02:33.001
2 -	2:07.026	+ 0.673	9:56:08.463	6 -	2:09.478	+ 3.125	10:04:42.479
3 -	2:08.533	+ 2.180	9:58:16.996	7 -	2:15.490 P	+ 9.137	10:06:57.969
4 -	<b>2:06.353</b>		<b>10:00:23.349</b>				
<b>25</b>	<b>Bob CLAXTON</b>		D Renault 21 Turbo				
1 -	<b>2:14.312</b>		<b>9:53:45.563</b>	3 -	3:43.121 P	+ 1:28.809	9:59:43.989
2 -	2:15.305	+ 0.993	9:56:00.868				
<b>26</b>	<b>Cam FORBES</b>		B Westfeld SEiW				
1 -	1:56.641	+ 3.728	9:52:32.290	6 -	1:55.678	+ 2.765	10:02:16.335
2 -	<b>1:52.913</b>		<b>9:54:25.203</b>	7 -	1:53.236	+ 0.323	10:04:09.571
3 -	1:54.060	+ 1.147	9:56:19.263	8 -	2:11.197	+ 18.284	10:06:20.768
4 -	2:04.583	+ 11.670	9:58:23.846	9 -	1:52.914	+ 0.001	10:08:13.682
5 -	1:56.811	+ 3.898	10:00:20.657				
<b>31</b>	<b>Robert CHALMERS</b>		B Caterham R400				
1 -	1:49.942	+ 0.562	9:52:11.251	3 -	1:52.610	+ 3.230	9:55:56.892
2 -	1:53.031	+ 3.651	9:54:04.282	4 -	<b>1:49.380</b>		<b>9:57:46.272</b>
<b>33</b>	<b>Steve OWEN</b>		B Westfield SE				
1 -	1:52.191	+ 2.756	9:52:14.212	6 -	1:50.422	+ 0.987	10:01:39.758
2 -	1:53.523	+ 4.088	9:54:07.735	7 -	1:50.406	+ 0.971	10:03:30.164
3 -	1:56.993	+ 7.558	9:56:04.728	8 -	1:54.176	+ 4.741	10:05:24.340
4 -	1:52.938	+ 3.503	9:57:57.666	9 -	1:52.352	+ 2.917	10:07:16.692
5 -	1:51.670	+ 2.235	9:59:49.336	10 -	<b>1:49.435</b>		<b>10:09:06.127</b>
<b>34</b>	<b>Wayne SCHOFIELD</b>		C Suzuki Cappuccino				
1 -	2:04.974	+ 11.990	9:53:45.754	6 -	1:54.090	+ 1.106	10:03:22.993
2 -	1:56.582	+ 3.598	9:55:42.336	7 -	1:53.455	+ 0.471	10:05:16.448
3 -	1:56.251	+ 3.267	9:57:38.587	8 -	1:53.608	+ 0.624	10:07:10.056
4 -	1:55.402	+ 2.418	9:59:33.989	9 -	<b>1:52.984</b>		<b>10:09:03.040</b>
5 -	1:54.914	+ 1.930	10:01:28.903				
<b>37</b>	<b>Brian ALLEN</b>		F Ford Fiesta XR2i				
1 -	2:14.877	+ 2.065	9:53:23.586	5 -	2:14.796	+ 1.984	10:02:27.634
2 -	2:15.674	+ 2.862	9:55:39.260	6 -	2:13.815	+ 1.003	10:04:41.449
3 -	2:17.219	+ 4.407	9:57:56.479	7 -	2:14.418	+ 1.606	10:06:55.867
4 -	2:16.359	+ 3.547	10:00:12.838	8 -	<b>2:12.812</b>		<b>10:09:08.679</b>
<b>38</b>	<b>Kevin CRYER</b>		B Caterham Seven				
1 -	1:57.921	+ 6.651	9:52:21.395	6 -	1:53.433	+ 2.163	10:01:56.808
2 -	1:55.287	+ 4.017	9:54:16.682	7 -	<b>1:51.270</b>		<b>10:03:48.078</b>
3 -	1:54.892	+ 3.622	9:56:11.574	8 -	1:52.448	+ 1.178	10:05:40.526
4 -	1:58.620	+ 7.350	9:58:10.194	9 -	1:51.971	+ 0.701	10:07:32.497
5 -	1:53.181	+ 1.911	10:00:03.375	10 -	1:56.909	+ 5.639	10:09:29.406
<b>39</b>	<b>Jamie CRYER</b>		F Ford Fiesta				
1 -	2:13.151	+ 6.098	9:53:04.080	6 -	<b>2:07.053</b>		<b>10:03:47.720</b>
2 -	2:08.723	+ 1.670	9:55:12.803	7 -	2:08.151	+ 1.098	10:05:55.871
3 -	2:09.349	+ 2.296	9:57:22.152	8 -	2:08.420	+ 1.367	10:08:04.291
4 -	2:08.627	+ 1.574	9:59:30.779	9 -	2:10.614	+ 3.561	10:10:14.905
5 -	2:09.888	+ 2.835	10:01:40.667				

Weather / Track : Cloudy / Dry

Oulton Park International  
Circuit Length = 2.6920 miles  
Start: 09:48 End: 10:10

## CNC Heads Sports / Saloon Championship Race

### QUALIFYING - RACE 3 - LAP ANALYSIS

<b>40</b>	<b>Dave MARIES</b>		B MK Indy Busa RR Zetec				
1 -	2:27.191	+ 15.487	9:54:02.119	5 -	2:26.621	+ 14.917	10:03:25.717
2 -	2:19.697	+ 7.993	9:56:21.816	6 -	2:21.761	+ 10.057	10:05:47.478
3 -	2:19.007	+ 7.303	9:58:40.823	7 -	2:16.042	+ 4.338	10:08:03.520
4 -	2:18.273	+ 6.569	10:00:59.096	8 -	<b>2:11.704</b>		<b>10:10:15.224</b>
<b>43</b>	<b>Graham BRINDLEY</b>		A Ford RS2000 MK2				
1 -	2:05.702	+ 5.436	9:53:23.587	6 -	2:03.279	+ 3.013	10:03:37.009
2 -	2:04.565	+ 4.299	9:55:28.152	7 -	2:01.282	+ 1.016	10:05:38.291
3 -	2:02.281	+ 2.015	9:57:30.433	8 -	<b>2:00.266</b>		<b>10:07:38.557</b>
4 -	2:00.810	+ 0.544	9:59:31.243	9 -	2:01.920	+ 1.654	10:09:40.477
5 -	2:02.487	+ 2.221	10:01:33.730				
<b>44</b>	<b>Peter DAVIES</b>		B Caterham R400				
1 -	1:50.826	+ 1.742	9:52:04.368	6 -	1:50.873	+ 1.789	10:01:24.458
2 -	1:54.243	+ 5.159	9:53:58.611	7 -	1:49.811	+ 0.727	10:03:14.269
3 -	1:51.168	+ 2.084	9:55:49.779	8 -	<b>1:49.084</b>		<b>10:05:03.353</b>
4 -	1:49.759	+ 0.675	9:57:39.538	9 -	1:50.531	+ 1.447	10:06:53.884
5 -	1:54.047	+ 4.963	9:59:33.585	10 -	1:49.863	+ 0.779	10:08:43.747
<b>46</b>	<b>Brian DEAN</b>		B Westfield SE				
1 -	2:00.916	+ 9.798	9:52:58.706	5 -	1:55.340	+ 4.222	10:00:37.027
2 -	1:54.015	+ 2.897	9:54:52.721	6 -	1:52.443	+ 1.325	10:02:29.470
3 -	1:54.144	+ 3.026	9:56:46.865	7 -	1:53.576	+ 2.458	10:04:23.046
4 -	1:54.822	+ 3.704	9:58:41.687	8 -	<b>1:51.118</b>		<b>10:06:14.164</b>
<b>47</b>	<b>Richard NEARY</b>		D Ford Sierra RS500				
1 -	1:55.258	+ 3.944	9:52:09.550	6 -	2:09.338	+ 18.024	10:02:02.211
2 -	2:02.636	+ 11.322	9:54:12.186	7 -	2:03.966	+ 12.652	10:04:06.177
3 -	1:55.090	+ 3.776	9:56:07.276	8 -	1:52.753	+ 1.439	10:05:58.930
4 -	1:53.533	+ 2.219	9:58:00.809	9 -	1:53.420	+ 2.106	10:07:52.350
5 -	1:52.064	+ 0.750	9:59:52.873	10 -	<b>1:51.314</b>		<b>10:09:43.664</b>
<b>53</b>	<b>David RAWLINS</b>		D Vauxhall Vectra				
1 -	2:10.428	+ 7.219	9:54:07.707	4 -	2:09.225	+ 6.016	10:00:45.650
2 -	2:14.410	+ 11.201	9:56:22.117	5 -	<b>2:03.209</b>		<b>10:02:48.859</b>
3 -	2:14.308	+ 11.099	9:58:36.425	6 -	2:04.219	+ 1.010	10:04:53.078
<b>63</b>	<b>Richard HALL</b>		B Ginetta G20				
1 -	2:20.490	+ 12.675	9:54:04.979	5 -	2:13.925	+ 6.110	10:03:14.463
2 -	2:18.532	+ 10.717	9:56:23.511	6 -	2:11.550	+ 3.735	10:05:26.013
3 -	2:18.357	+ 10.542	9:58:41.868	7 -	2:08.925	+ 1.110	10:07:34.938
4 -	2:18.670	+ 10.855	10:01:00.538	8 -	<b>2:07.815</b>		<b>10:09:42.753</b>
<b>65</b>	<b>Colin ROBINSON</b>		B Ford Escort				
1 -	2:02.903	+ 2.655	9:53:03.793	6 -	2:04.887	+ 4.639	10:03:12.346
2 -	2:01.231	+ 0.983	9:55:05.024	7 -	2:02.371	+ 2.123	10:05:14.717
3 -	<b>2:00.248</b>		<b>9:57:05.272</b>	8 -	2:06.398	+ 6.150	10:07:21.115
4 -	2:01.714	+ 1.466	9:59:06.986	9 -	2:02.776	+ 2.528	10:09:23.891
5 -	2:00.473	+ 0.225	10:01:07.459				
<b>69</b>	<b>Chris MARIES</b>		C MK Indy Busa RR				
1 -	1:52.542	+ 1.484	9:52:24.158	4 -	1:54.038	+ 2.980	9:58:02.763
2 -	<b>1:51.058</b>		<b>9:54:15.216</b>	5 -	2:09.672 P	+ 18.614	10:00:12.435
3 -	1:53.509	+ 2.451	9:56:08.725				
<b>76</b>	<b>Kingsley INGRAM</b>		E Mazda 323F				
1 -	2:07.328	+ 12.723	9:53:58.675	6 -	1:55.159	+ 0.554	10:03:44.317
2 -	1:59.068	+ 4.463	9:55:57.743	7 -	1:55.961	+ 1.356	10:05:40.278
3 -	1:57.127	+ 2.522	9:57:54.870	8 -	1:56.896	+ 2.291	10:07:37.174
4 -	1:58.159	+ 3.554	9:59:53.029	9 -	<b>1:54.605</b>		<b>10:09:31.779</b>

Weather / Track : Cloudy / Dry

Oulton Park International  
Circuit Length = 2.6920 miles  
Start: 09:48 End: 10:10

## CNC Heads Sports / Saloon Championship Race

### QUALIFYING - RACE 3 - LAP ANALYSIS


5 -	1:56.129	+ 1.524	10:01:49.158			
<b>77</b>	<b>Paul INGRAM</b>		F	Ford Fiesta		
1 -	2:04.988	+ 0.827	9:53:10.535	<b>2 -</b>	<b>2:04.161</b>	<b>9:55:14.696</b>
<b>78</b>	<b>Mike NASH</b>		F	Peugeot 106		
1 -	2:34.702	+ 15.294	9:54:15.012	4 -	2:21.833	+ 2.425
2 -	2:20.119	+ 0.711	9:56:35.131	5 -	2:31.323	+ 11.915
3 -	2:23.159	+ 3.751	9:58:58.290	6 -	<b>2:19.408</b>	<b>10:06:10.854</b>
<b>80</b>	<b>John GARNETT</b>		D	Porsche 911 GT3 Cup		
1 -	1:54.933	+ 5.815	9:52:14.019	6 -	<b>1:49.118</b>	<b>10:01:41.143</b>
2 -	1:54.535	+ 5.417	9:54:08.554	7 -	1:50.424	+ 1.306
3 -	1:58.496	+ 9.378	9:56:07.050	8 -	1:52.176	+ 3.058
4 -	1:52.839	+ 3.721	9:57:59.889	9 -	1:50.421	+ 1.303
5 -	1:52.136	+ 3.018	9:59:52.025	10 -	1:49.355	+ 0.237
<b>81</b>	<b>Patrick SMYTH</b>		B	Lotus Elan		
1 -	1:55.822	+ 4.839	9:54:25.729	5 -	1:55.659	+ 4.676
2 -	2:05.431	+ 14.448	9:56:31.160	6 -	<b>1:50.983</b>	<b>10:04:11.380</b>
3 -	2:01.402	+ 10.419	9:58:32.562	7 -	2:13.350	+ 22.367
4 -	1:52.176	+ 1.193	10:00:24.738	8 -	2:13.114	+ 22.131
<b>91</b>	<b>Chris ALLANSON</b>		C	Z Cars Mini		
1 -	2:03.957	+ 2.121	9:53:32.076	3 -	2:04.026	+ 2.190
2 -	<b>2:01.836</b>		<b>9:55:33.912</b>	4 -	2:17.698 P	+ 15.862
						9:57:37.938
						9:59:55.636
<b>99</b>	<b>John SEERY</b>		C	Sylva Phoenix		
1 -	2:15.588	+ 10.985	9:53:46.472	5 -	2:09.417	+ 4.814
2 -	2:08.793	+ 4.190	9:55:55.265	6 -	2:07.741	+ 3.138
3 -	2:11.649	+ 7.046	9:58:06.914	7 -	<b>2:04.603</b>	<b>10:06:41.267</b>
4 -	2:12.592	+ 7.989	10:00:19.506			

Weather / Track : Cloudy / Dry

Oulton Park International  
Circuit Length = 2.6920 miles  
Start: 09:48 End: 10:10

# CNC Heads Sports / Saloon Championship Race

## RACE 3 - GRID Amended

ROW 17	2:14.312 25 Bob CLAXTON	2:19.408 78 Mike NASH
ROW 16	2:12.342 2 Paul DOBSON	2:12.812 37 Brian ALLEN
ROW 15	2:09.085 11 Simon ALLAWAY	2:11.704 40 Dave MARIES
ROW 14	2:07.053 39 Jamie CRYER	2:07.815 63 Richard HALL
ROW 13	2:04.603 99 John SEERY	2:06.353 24 Ralph UNDERWOOD
ROW 12	2:02.559 22 Richard DOBSON	2:04.161 77 Paul INGRAM
ROW 11	2:00.266 43 Graham BRINDLEY	2:01.836 91 Chris ALLANSON
ROW 10	1:58.975 14 Steven HIBBERT	2:00.248 65 Colin ROBINSON
ROW 9	1:54.605 76 Kingsley INGRAM	1:55.769 9 Duncan AUKLAND
ROW 8	1:52.913 26 Cam FORBES	1:53.025 18 Tim EVANS
ROW 7	1:52.535 8 Peter ISHERWOOD	1:52.653 12 Dennis CROMPTON
ROW 6	1:51.314 47 Richard NEARY	1:51.757 10 Danny KEENAN
ROW 5	1:51.118 46 Brian DEAN	1:51.270 38 Kevin CRYER
ROW 4	1:50.983 81 Patrick SMYTH	1:51.058 69 Chris MARIES
ROW 3	1:49.380 31 Robert CHALMERS	1:49.435 33 Steve OWEN
ROW 2	1:49.084 44 Peter DAVIES	1:49.118 80 John GARNETT
ROW 1	1:47.186 1 Robert SPENCER	1:48.296 5 Alistair CHALMERS
<b>Pole</b>		
		

Reserves 34 & 123

Oulton Park International  
Circuit Length = 2.6920 miles

These results are provisional until the conclusion of any judicial and technical matters.

Clerk of Course :

Timekeeper :

# CNC Heads Sports / Saloon Championship Race

## RACE 3 - CLASSIFICATION

POS	NO	CL	NAME	ENTRY	LAPS	TIME	GAP	DIFF	MPH	BEST	ON
1	123	A	Ric WOOD	Vauxhall Astra	12	22:44.278			85.24	1:43.516	7
2	1	C	Robert SPENCER	Stuart Taylor Locosaki	12	22:52.093	7.815	7.815	84.75	1:48.173	12
3	5	B	Alistair CHALMERS	Caterham CSR	12	22:52.145	7.867	0.052	84.75	1:47.739	12
4	44	B	Peter DAVIES	Caterham R400	12	23:05.404	21.126	13.259	83.94	1:48.802	10
5	33	B	Steve OWEN	Westfield SE	12	23:05.654	21.376	0.250	83.92	1:48.371	4
6	26	B	Cam FORBES	Westfield SEiW	12	23:18.927	34.649	13.273	83.13	1:49.629	10
7	80	D	John GARNETT	Porsche 911 GT3 Cup	12	23:20.602	36.324	1.675	83.03	1:49.809	8
8	46	B	Brian DEAN	Westfield SE	12	23:21.267	36.989	0.665	82.99	1:49.983	8
9	69	C	Chris MARIES	MK Indy Busa RR	12	23:24.013	39.735	2.746	82.83	1:50.871	10
10	10	C	Danny KEENAN	MK Indy Busa Indy	12	23:24.092	39.814	0.079	82.82	1:50.158	3
11	81	B	Patrick SMYTH	Lotus Elan	12	23:24.515	40.237	0.423	82.80	1:49.611	10
12	11	A	Simon ALLAWAY	Lotus Daytona Esprit V8	12	23:35.430	51.152	10.915	82.16	1:50.063	7
13	34	C	Wayne SCHOFIELD	Suzuki Cappuccino	12	23:45.206	1:00.928	9.776	81.59	1:51.070	10
14	18	A	Tim EVANS	Subaru Impreza	12	24:00.159	1:15.881	14.953	80.75	1:52.020	9
15	12	E	Dennis CROMPTON	BMW E30 M3	12	24:02.781	1:18.503	2.622	80.60	1:52.179	4
16	8	A	Peter ISHERWOOD	Subaru Impreza	12	24:04.511	1:20.233	1.730	80.50	1:52.619	4
17	76	E	Kingsley INGRAM	Mazda 323F	12	24:07.898	1:23.620	3.387	80.32	1:52.446	12
18	9	D	Duncan AUKLAND	Rover 3500se	12	24:37.001	1:52.723	29.103	78.73	1:56.009	5
19	14	E	Steven HIBBERT	Lotus Sport Elise	11	23:08.758	1 lap	1 lap	76.76	1:56.710	10
20	43	A	Graham BRINDLEY	Ford RS2000 MK2	11	23:12.397	1 lap	3.639	76.56	1:57.778	9
21	22	D	Richard DOBSON	Nissan 200SX	11	23:46.418	1 lap	34.021	74.73	2:01.740	10
22	99	C	John SEERY	Sylva Phoenix	11	24:26.722	1 lap	40.304	72.68	2:04.023	6
23	40	B	Dave MARIES	MK Indy Busa RR Zetec	11	24:39.271	1 lap	12.549	72.06	2:05.870	11
24	39	F	Jamie CRYER	Ford Fiesta	10	22:51.738	2 laps	1 lap	70.64	2:07.469	4
25	25	D	Bob CLAXTON	Renault 21 Turbo	10	23:07.338	2 laps	15.600	69.85	2:09.000	9
26	37	F	Brian ALLEN	Ford Fiesta XR2i	10	23:52.135	2 laps	44.797	67.67	2:13.402	3
27	63	B	Richard HALL	Ginetta G20	10	23:55.691	2 laps	3.556	67.50	2:14.310	7
28	78	F	Mike NASH	Peugeot 106	10	24:14.236	2 laps	18.545	66.64	2:15.670	7

### NOT CLASSIFIED

DNF	38	B	Kevin CRYER	Caterham Seven	7	15:38.568	5 laps	3 laps	72.27	1:52.078	5
DNF	91	C	Chris ALLANSON	Z Cars Mini	4	9:37.752	8 laps	3 laps	67.09	2:04.445	2
DNF	47	D	Richard NEARY	Ford Sierra RS500	2	5:01.499	10 laps	2 laps	64.28	1:54.650	2
DNF	65	B	Colin ROBINSON	Ford Escort	2	5:21.255	10 laps	19.756	60.33	2:03.649	2
DNF	77	F	Paul INGRAM	Ford Fiesta	1	3:56.640	11 laps	1 lap	40.95		
DNF	2	F	Paul DOBSON	Escort XR3i	0						

### FASTEST LAP

123	A	Ric WOOD	Vauxhall Astra	7	1:43.516	93.62 mph	150.66 kph
5	B	Alistair CHALMERS	Caterham CSR	12	1:47.739	89.95 mph	144.76 kph
1	C	Robert SPENCER	Stuart Taylor Locosaki	12	1:48.173	89.59 mph	144.18 kph
80	D	John GARNETT	Porsche 911 GT3 Cup	8	1:49.809	88.25 mph	142.03 kph
12	E	Dennis CROMPTON	BMW E30 M3	4	1:52.179	86.39 mph	139.03 kph
39	F	Jamie CRYER	Ford Fiesta	4	2:07.469	76.02 mph	122.35 kph

Weather / Track : Bright / Dry

These results are provisional until the conclusion of any judicial and technical matters.

Oulton Park International  
Circuit Length = 2.6920 miles  
Start: 14:19 End: 14:44

Clerk of Course :	Timekeeper :
-------------------	--------------

# CNC Heads Sports / Saloon Championship Race

## RACE 3 - LAP CHART

Lap 1			Lap 2			Lap 3			Lap 4			Lap 5		
No	Behind	Laptime	No	Behind	Laptime	No	Behind	Laptime	No	Behind	Laptime	No	Behind	Laptime
1		2:53.906	5		1:48.389	5		1:48.833	5		1:48.712	5		1:49.002
5	0.432	2:54.338	1	0.375	1:49.196	1	0.446	1:48.904	1	0.322	1:48.588	1	0.319	1:48.999
80	2.781	2:56.687	44	5.450	1:50.392	44	6.725	1:50.108	44	7.444	1:49.431	37	1 LAP	2:13.724
69	3.550	2:57.456	80	6.045	1:52.085	33	7.909	1:50.113	33	7.568	1:48.371	63	1 LAP	2:14.958
44	3.879	2:57.785	33	6.629	1:50.354	80	9.950	1:52.738	80	11.754	1:50.516	33	7.992	1:49.426
33	5.096	2:59.002	69	6.637	1:51.908	26	10.242	1:51.295	26	12.313	1:50.783	44	8.216	1:49.774
46	6.317	3:00.223	26	7.780	1:50.268	69	10.287	1:52.483	69	12.793	1:51.218	80	13.000	1:50.248
26	6.333	3:00.239	46	8.745	1:51.249	46	10.838	1:50.926	46	13.265	1:51.139	26	13.791	1:50.480
10	6.863	3:00.769	10	9.680	1:51.638	10	11.005	1:50.158	10	13.543	1:51.250	46	14.851	1:50.588
81	8.014	3:01.920	81	9.864	1:50.671	81	11.859	1:50.828	81	14.173	1:51.026	69	15.183	1:51.392
8	10.925	3:04.831	34	16.336	1:52.896	34	19.818	1:52.315	123	17.930	1:44.979	123	15.190	1:46.262
38	12.157	3:06.063	8	16.948	1:54.844	8	21.267	1:53.152	34	24.749	1:53.643	10	16.994	1:52.453
34	12.261	3:06.167	18	17.753	1:54.223	18	21.586	1:52.666	8	25.174	1:52.619	78	1 LAP	2:18.463
18	12.351	3:06.257	38	18.369	1:55.033	123	21.663	1:46.169	18	25.561	1:52.687	81	18.023	1:52.852
47	12.943	3:06.849	47	18.772	1:54.650	38	23.253	1:53.717	38	27.128	1:52.587	34	28.861	1:53.114
12	13.368	3:07.274	12	19.091	1:54.544	12	24.978	1:54.720	12	28.445	1:52.179	8	29.421	1:53.249
9	14.895	3:08.801	9	22.418	1:56.344	76	27.708	1:53.751	11	30.745	1:50.186	18	29.567	1:53.008
76	17.442	3:11.348	76	22.790	1:54.169	11	29.271	1:52.563	76	32.003	1:53.007	38	30.204	1:52.078
91	18.785	3:12.691	123	24.327	1:50.340	9	30.750	1:57.165	9	38.795	1:56.757	11	32.055	1:50.312
11	18.966	3:12.872	11	25.541	1:55.396	43	47.405	2:00.990	43	59.651	2:00.958	12	33.230	1:53.787
43	20.480	3:14.386	91	34.409	2:04.445	14	48.984	2:01.445	14	1:00.263	1:59.991	76	35.849	1:52.848
14	21.374	3:15.280	43	35.248	2:03.589	91	50.534	2:04.958	22	1:07.480	2:02.884	9	45.802	1:56.009
123	22.808	3:16.714	14	36.372	2:03.819	22	53.308	2:04.044	99	1:16.453	2:06.417	43	1:09.890	1:59.241
22	23.028	3:16.934	22	38.097	2:03.890	99	58.748	2:05.875	91	1:17.480	2:15.658 P	14	1:11.441	2:00.180
65	23.700	3:17.606	65	38.528	2:03.649	40	1:07.116	2:08.554	40	1:27.655	2:09.251	22	1:21.382	2:02.904
99	26.023	3:19.929	99	41.706	2:04.504	39	1:14.102	2:09.833	39	1:32.859	2:07.469	99	1:32.633	2:05.182
40	28.176	3:22.082	40	47.395	2:08.040	25	1:16.047	2:13.085	25	1:37.461	2:10.126	40	1:47.379	2:08.726
25	29.354	3:23.260	25	51.795	2:11.262	37	1:27.451	2:13.402						
39	30.832	3:24.738	39	53.102	2:11.091	63	1:28.575	2:15.043						
63	36.307	3:30.213	63	1:02.365	2:14.879	78	1:36.631	2:17.966						
37	37.560	3:31.466	37	1:02.882	2:14.143									
78	38.233	3:32.139	78	1:07.498	2:18.086									
77	1:02.734	3:56.640 P												

Weather / Track : Bright / Dry

Oulton Park International  
Circuit Length = 2.6920 miles  
Start: 14:19 End: 14:44

# CNC Heads Sports / Saloon Championship Race

## RACE 3 - LAP CHART

Lap 6			Lap 7			Lap 8			Lap 9			Lap 10		
No	Behind	Laptime	No	Behind	Laptime	No	Behind	Laptime	No	Behind	Laptime	No	Behind	Laptime
5		1:49.027	5		1:48.610	5		1:49.708	123		1:43.697	123		1:44.057
1	0.390	1:49.098	1	0.251	1:48.471	123	0.411	1:43.843	1	5.210	1:48.658	14	1 LAP	1:58.249
39	1 LAP	2:07.866	123	6.276	1:43.516	1	0.660	1:50.117	5	5.343	1:49.451	43	1 LAP	1:57.778
44	9.696	1:50.507	33	11.840	1:50.281	38	1 LAP	3:02.840 P	44	16.654	1:48.988	1	10.658	1:49.505
33	10.169	1:51.204	44	12.465	1:51.379	44	11.774	1:49.017	33	17.391	1:49.572	5	10.772	1:49.486
123	11.370	1:45.207	80	17.849	1:50.940	33	11.927	1:49.795	22	1 LAP	2:03.610	37	2 LAPS	2:16.682
25	1 LAP	2:14.482	26	18.020	1:50.649	99	1 LAP	2:07.568	26	24.563	1:50.399	63	2 LAPS	2:15.190
80	15.519	1:51.546	40	1 LAP	2:08.664	80	17.950	1:49.809	80	25.246	1:51.404	44	21.399	1:48.802
26	15.981	1:51.217	46	18.952	1:51.060	26	18.272	1:49.960	46	25.676	1:50.557	33	22.219	1:48.885
46	16.502	1:50.678	69	19.536	1:51.000	46	19.227	1:49.983	69	29.342	1:52.657	78	2 LAPS	2:15.944
69	17.146	1:50.990	10	22.818	1:51.452	69	20.793	1:50.965	10	30.961	1:50.907	26	30.135	1:49.629
10	19.976	1:52.009	81	24.436	1:52.737	10	24.162	1:51.052	81	32.337	1:50.245	80	31.876	1:50.687
81	20.309	1:51.313	39	1 LAP	2:10.467	81	26.200	1:51.472	11	42.504	1:50.339	46	32.880	1:51.261
37	1 LAP	2:16.662	11	35.735	1:50.063	40	1 LAP	2:07.070	99	1 LAP	2:09.772	69	36.156	1:50.871
34	32.670	1:52.836	34	38.220	1:54.160	11	36.273	1:50.246	34	48.604	1:52.435	10	37.266	1:50.362
63	1 LAP	2:16.177	25	1 LAP	2:14.189	34	40.277	1:51.765	18	50.416	1:52.020	22	1 LAP	2:03.274
18	34.275	1:53.735	18	39.672	1:54.007	18	42.504	1:52.540	12	58.721	1:52.882	81	37.891	1:49.611
11	34.282	1:51.254	12	46.110	1:57.014	39	1 LAP	2:09.895	40	1 LAP	2:07.132	11	49.061	1:50.614
8	35.891	1:55.497	76	46.547	1:54.895	12	49.947	1:53.545	8	1:04.750	1:52.774	34	55.617	1:51.070
38	37.427	1:56.250	8	50.533	2:03.252	8	56.084	1:55.259	76	1:07.201	1:54.102	18	59.102	1:52.743
12	37.706	1:53.503	37	1 LAP	2:19.365	76	57.207	2:00.368	39	1 LAP	2:10.579	99	1 LAP	2:06.452
76	40.262	1:53.440	9	1:02.221	1:57.124	25	1 LAP	2:12.036	9	1:24.542	1:59.162	12	1:08.722	1:54.058
78	1 LAP	2:18.585	63	1 LAP	2:22.816	9	1:09.488	1:56.975	25	1 LAP	2:10.134	8	1:13.369	1:52.676
9	53.707	1:56.932	78	1 LAP	2:16.565	37	1 LAP	2:15.243				76	1:17.652	1:54.508
43	1:19.716	1:58.853	14	1:31.379	1:58.586	63	1 LAP	2:14.310				40	1 LAP	2:07.734
14	1:21.403	1:58.989	43	1:31.739	2:00.633	14	1:39.565	1:57.894				39	1 LAP	2:09.763
22	1:35.193	2:02.838	22	1:48.567	2:01.984	78	1 LAP	2:15.670				9	1:37.681	1:57.196
99	1:47.629	2:04.023				43	1:40.860	1:58.829						

Weather / Track : Bright / Dry

Oulton Park International  
Circuit Length = 2.6920 miles  
Start: 14:19 End: 14:44

# CNC Heads Sports / Saloon Championship Race

## RACE 3 - LAP CHART

Lap 11			Lap 12		
No	Behind	Laptime	No	Behind	Laptime
123		1:44.198	123		1:55.296
25	2 LAPS	2:09.000	39	2 LAPS	2:10.037
1	14.938	1:48.478	1	7.815	1:48.173
5	15.424	1:48.850	5	7.867	1:47.739
14	1 LAP	1:56.710	44	21.126	1:50.053
43	1 LAP	1:59.015	33	21.376	1:49.144
44	26.369	1:49.168	25	2 LAPS	2:09.764
33	27.528	1:49.507	14	1 LAP	1:57.615
26	38.070	1:52.133	43	1 LAP	1:58.125
80	39.314	1:51.636	26	34.649	1:51.875
46	41.451	1:52.769	80	36.324	1:52.306
69	43.616	1:51.658	46	36.989	1:50.834
10	44.545	1:51.477	69	39.735	1:51.415
81	45.695	1:52.002	10	39.814	1:50.565
37	2 LAPS	2:16.306	81	40.237	1:49.838
63	2 LAPS	2:16.822	11	51.152	1:51.156
22	1 LAP	2:01.740	34	1:00.928	1:52.468
11	55.292	1:50.429	22	1 LAP	2:02.316
34	1:03.756	1:52.337	37	2 LAPS	2:15.142
78	2 LAPS	2:20.694	63	2 LAPS	2:15.283
18	1:14.098	1:59.194	18	1:15.881	1:57.079
12	1:18.512	1:53.988	12	1:18.503	1:55.287
8	1:22.096	1:52.925	8	1:20.233	1:53.433
76	1:26.470	1:53.016	76	1:23.620	1:52.446
99	1 LAP	2:07.316	78	2 LAPS	2:20.124
40	1 LAP	2:06.148	99	1 LAP	2:09.684
9	1:50.984	1:57.501	9	1:52.723	1:57.035
			40	1 LAP	2:05.870

Weather / Track : Bright / Dry

Oulton Park International  
 Circuit Length = 2.6920 miles  
 Start: 14:19 End: 14:44

# Easytrack Caterham Graduate (Mega)

## QUALIFYING - RACE 4 - CLASSIFICATION

POS	NO	CL	NAME	ENTRY	TIME	ON	LAPS	GAP	DIFF	MPH
1	17		Paul TURLEY	Caterham 7	1:54.922	8	10			84.32
2	6		Tom OVERTON	Caterham 7	1:55.248	8	10	0.326	0.326	84.09
3	7		Paul MANYWEATHERS	Caterham 7	1:55.488	9	10	0.566	0.240	83.91
4	12		Trevor CARVEY	Caterham 7	1:55.512	4	7	0.590	0.024	83.89
5	18		Paul ALLEN	Caterham 7	1:55.513	8	10	0.591	0.001	83.89
6	8		Martin AMISON	Caterham 7	1:55.613	6	10	0.691	0.100	83.82
7	5		Nick FROST	Caterham 7	1:55.899	8	10	0.977	0.286	83.61
8	11		Myles PACKMAN	Caterham 7	1:56.503	4	9	1.581	0.604	83.18
9	40		David SHAW	Caterham 7	1:57.468	4	9	2.546	0.965	82.50
10	21		Nicholas HARYETT	Caterham 7	1:57.550	6	9	2.628	0.082	82.44
11	24		Nigel SMITH	Caterham 7	1:57.633	4	9	2.711	0.083	82.38
12	26		Ian NOBLE	Caterham 7	1:57.831	7	9	2.909	0.198	82.24
13	9		Robert DRAPER	Caterham 7	1:57.847	3	9	2.925	0.016	82.23
14	30		Mark BRUNNING	Caterham 7	1:58.092	6	9	3.170	0.245	82.06
15	50		Iain MILLIGAN	Caterham 7	1:58.284	5	9	3.362	0.192	81.93
16	34		Jonathan VAMPLEW	Caterham 7	1:58.412	6	9	3.490	0.128	81.84
17	47		George LONGMUIR	Caterham 7	1:58.521	6	9	3.599	0.109	81.76
18	52		Michael FESEMEYER	Caterham 7	1:59.223	7	8	4.301	0.702	81.28
19	10		Kim RAYMENT	Caterham 7	1:59.923	8	9	5.001	0.700	80.81
20	43		John WAKE	Caterham 7	2:00.005	9	9	5.083	0.082	80.75
21	16		Mark HARRISON	Caterham 7	2:00.791	8	9	5.869	0.786	80.23
22	37		Declan DOLAN	Caterham 7	2:07.117	1	4	12.195	6.326	76.23
23	22		Peter MARSH	Caterham 7	2:16.249	3	5	21.327	9.132	71.12
26	66		David PEARSON	Caterham 7		0	0			

Weather / Track : Cloudy / Dry  
 These results are provisional until the conclusion of any judicial and technical matters.

Oulton Park International  
 Circuit Length = 2.6920 miles  
 Start: 10:18 End: 10:40

Clerk of Course :		Timekeeper :
-------------------	--	--------------

## Easytrack Caterham Graduate (Mega)

### QUALIFYING - RACE 4 - LAP ANALYSIS

<b>5</b>	<b>Nick FROST</b>		Caterham 7				
1 -	1:58.971	+ 3.072	10:22:45.987	6 -	1:56.079	+ 0.180	10:32:35.572
2 -	1:58.995	+ 3.096	10:24:44.982	7 -	1:56.255	+ 0.356	10:34:31.827
3 -	1:59.394	+ 3.495	10:26:44.376	8 -	<b>1:55.899</b>		<b>10:36:27.726</b>
4 -	1:57.135	+ 1.236	10:28:41.511	9 -	2:03.148	+ 7.249	10:38:30.874
5 -	1:57.982	+ 2.083	10:30:39.493	10 -	1:56.700	+ 0.801	10:40:27.574
<b>6</b>	<b>Tom OVERTON</b>		Caterham 7				
1 -	1:59.938	+ 4.690	10:22:50.551	6 -	1:56.280	+ 1.032	10:32:34.983
2 -	1:57.288	+ 2.040	10:24:47.839	7 -	1:55.767	+ 0.519	10:34:30.750
3 -	1:56.809	+ 1.561	10:26:44.648	8 -	<b>1:55.248</b>		<b>10:36:25.998</b>
4 -	1:57.497	+ 2.249	10:28:42.145	9 -	1:56.322	+ 1.074	10:38:22.320
5 -	1:56.558	+ 1.310	10:30:38.703	10 -	1:57.092	+ 1.844	10:40:19.412
<b>7</b>	<b>Paul MANYWEATHERS</b>		Caterham 7				
1 -	2:00.863	+ 5.375	10:22:54.377	6 -	1:56.376	+ 0.888	10:32:43.267
2 -	1:57.499	+ 2.011	10:24:51.876	7 -	1:56.204	+ 0.716	10:34:39.471
3 -	1:57.699	+ 2.211	10:26:49.575	8 -	1:55.960	+ 0.472	10:36:35.431
4 -	2:00.204	+ 4.716	10:28:49.779	9 -	<b>1:55.488</b>		<b>10:38:30.919</b>
5 -	1:57.112	+ 1.624	10:30:46.891	10 -	1:56.003	+ 0.515	10:40:26.922
<b>8</b>	<b>Martin AMISON</b>		Caterham 7				
1 -	2:01.053	+ 5.440	10:22:53.971	6 -	<b>1:55.613</b>		<b>10:32:43.488</b>
2 -	1:58.619	+ 3.006	10:24:52.590	7 -	1:57.350	+ 1.737	10:34:40.838
3 -	1:57.172	+ 1.559	10:26:49.762	8 -	1:57.089	+ 1.476	10:36:37.927
4 -	1:58.116	+ 2.503	10:28:47.878	9 -	1:57.837	+ 2.224	10:38:35.764
5 -	1:59.997	+ 4.384	10:30:47.875	10 -	1:57.133	+ 1.520	10:40:32.897
<b>9</b>	<b>Robert DRAPER</b>		Caterham 7				
1 -	2:01.085	+ 3.238	10:22:55.082	6 -	1:58.355	+ 0.508	10:32:48.311
2 -	1:59.044	+ 1.197	10:24:54.126	7 -	1:58.800	+ 0.953	10:34:47.111
3 -	<b>1:57.847</b>		<b>10:26:51.973</b>	8 -	1:58.508	+ 0.661	10:36:45.619
4 -	1:59.742	+ 1.895	10:28:51.715	9 -	2:08.632	+ 10.785	10:38:54.251
5 -	1:58.241	+ 0.394	10:30:49.956				
<b>10</b>	<b>Kim RAYMENT</b>		Caterham 7				
1 -	2:09.533	+ 9.610	10:23:35.915	6 -	2:01.946	+ 2.023	10:33:51.598
2 -	2:03.654	+ 3.731	10:25:39.569	7 -	2:00.044	+ 0.121	10:35:51.642
3 -	2:04.249	+ 4.326	10:27:43.818	8 -	<b>1:59.923</b>		<b>10:37:51.565</b>
4 -	2:03.514	+ 3.591	10:29:47.332	9 -	2:00.292	+ 0.369	10:39:51.857
5 -	2:02.320	+ 2.397	10:31:49.652				
<b>11</b>	<b>Myles PACKMAN</b>		Caterham 7				
1 -	1:59.602	+ 3.099	10:24:13.364	6 -	1:56.971	+ 0.468	10:33:59.161
2 -	1:58.514	+ 2.011	10:26:11.878	7 -	1:57.260	+ 0.757	10:35:56.421
3 -	1:56.844	+ 0.341	10:28:08.722	8 -	1:57.026	+ 0.523	10:37:53.447
4 -	<b>1:56.503</b>		<b>10:30:05.225</b>	9 -	1:57.687	+ 1.184	10:39:51.134
5 -	1:56.965	+ 0.462	10:32:02.190				
<b>12</b>	<b>Trevor CARVEY</b>		Caterham 7				
1 -	1:59.375	+ 3.863	10:24:15.878	5 -	1:55.780	+ 0.268	10:31:59.452
2 -	1:55.582	+ 0.070	10:26:11.460	6 -	1:55.530	+ 0.018	10:33:54.982
3 -	1:56.700	+ 1.188	10:28:08.160	7 -	2:43.781 P	+ 48.269	10:36:38.763
4 -	<b>1:55.512</b>		<b>10:30:03.672</b>				
<b>16</b>	<b>Mark HARRISON</b>		Caterham 7				
1 -	2:06.796	+ 6.005	10:23:15.384	6 -	2:02.592	+ 1.801	10:33:29.987
2 -	2:03.210	+ 2.419	10:25:18.594	7 -	2:00.907	+ 0.116	10:35:30.894
3 -	2:03.620	+ 2.829	10:27:22.214	8 -	<b>2:00.791</b>		<b>10:37:31.685</b>
4 -	2:02.646	+ 1.855	10:29:24.860	9 -	2:00.922	+ 0.131	10:39:32.607
5 -	2:02.535	+ 1.744	10:31:27.395				

Weather / Track : Cloudy / Dry

Oulton Park International  
Circuit Length = 2.6920 miles  
Start: 10:18 End: 10:40

## Easytrack Caterham Graduate (Mega)

### QUALIFYING - RACE 4 - LAP ANALYSIS

<b>17</b>	<b>Paul TURLEY</b>		Caterham 7				
1 -	1:57.629	+ 2.707	10:22:49.973	6 -	1:55.826	+ 0.904	10:32:34.244
2 -	1:56.046	+ 1.124	10:24:46.019	7 -	1:55.398	+ 0.476	10:34:29.642
3 -	1:57.327	+ 2.405	10:26:43.346	8 -	<b>1:54.922</b>		<b>10:36:24.564</b>
4 -	1:58.377	+ 3.455	10:28:41.723	9 -	1:55.613	+ 0.691	10:38:20.177
5 -	1:56.695	+ 1.773	10:30:38.418	10 -	1:59.377	+ 4.455	10:40:19.554
<b>18</b>	<b>Paul ALLEN</b>		Caterham 7				
1 -	1:57.930	+ 2.417	10:22:49.587	6 -	1:56.443	+ 0.930	10:32:34.484
2 -	1:56.356	+ 0.843	10:24:45.943	7 -	1:55.886	+ 0.373	10:34:30.370
3 -	1:57.726	+ 2.213	10:26:43.669	8 -	<b>1:55.513</b>		<b>10:36:25.883</b>
4 -	1:57.496	+ 1.983	10:28:41.165	9 -	1:56.141	+ 0.628	10:38:22.024
5 -	1:56.876	+ 1.363	10:30:38.041	10 -	1:57.001	+ 1.488	10:40:19.025
<b>21</b>	<b>Nicholas HARYETT</b>		Caterham 7				
1 -	2:03.781	+ 6.231	10:22:55.402	6 -	<b>1:57.550</b>		<b>10:32:48.485</b>
2 -	1:59.695	+ 2.145	10:24:55.097	7 -	1:58.233	+ 0.683	10:34:46.718
3 -	1:57.679	+ 0.129	10:26:52.776	8 -	1:58.611	+ 1.061	10:36:45.329
4 -	2:00.368	+ 2.818	10:28:53.144	9 -	2:43.379 P	+ 45.829	10:39:28.708
5 -	1:57.791	+ 0.241	10:30:50.935				
<b>22</b>	<b>Peter MARSH</b>		Caterham 7				
1 -	2:17.494 P	+ 1.245	10:23:21.918	4 -	2:16.493	+ 0.244	10:31:17.247
2 -	3:22.587	+ 1:06.338	10:26:44.505	5 -	2:18.194 P	+ 1.945	10:33:35.441
3 -	<b>2:16.249</b>		<b>10:29:00.754</b>				
<b>24</b>	<b>Nigel SMITH</b>		Caterham 7				
1 -	2:00.732	+ 3.099	10:22:59.098	6 -	2:02.858	+ 5.225	10:32:59.486
2 -	1:58.589	+ 0.956	10:24:57.687	7 -	1:59.375	+ 1.742	10:34:58.861
3 -	2:03.550	+ 5.917	10:27:01.237	8 -	1:58.351	+ 0.718	10:36:57.212
4 -	<b>1:57.633</b>		<b>10:28:58.870</b>	9 -	1:58.695	+ 1.062	10:38:55.907
5 -	1:57.758	+ 0.125	10:30:56.628				
<b>26</b>	<b>Ian NOBLE</b>		Caterham 7				
1 -	2:02.130	+ 4.299	10:23:11.670	6 -	1:58.668	+ 0.837	10:33:07.887
2 -	2:00.941	+ 3.110	10:25:12.611	7 -	<b>1:57.831</b>		<b>10:35:05.718</b>
3 -	1:59.786	+ 1.955	10:27:12.397	8 -	1:59.057	+ 1.226	10:37:04.775
4 -	1:58.757	+ 0.926	10:29:11.154	9 -	1:58.542	+ 0.711	10:39:03.317
5 -	1:58.065	+ 0.234	10:31:09.219				
<b>30</b>	<b>Mark BRUNNING</b>		Caterham 7				
1 -	2:11.916	+ 13.824	10:23:47.432	6 -	<b>1:58.092</b>		<b>10:33:43.455</b>
2 -	2:00.392	+ 2.300	10:25:47.824	7 -	1:58.549	+ 0.457	10:35:42.004
3 -	1:59.490	+ 1.398	10:27:47.314	8 -	1:58.779	+ 0.687	10:37:40.783
4 -	1:59.645	+ 1.553	10:29:46.959	9 -	1:58.544	+ 0.452	10:39:39.327
5 -	1:58.404	+ 0.312	10:31:45.363				
<b>34</b>	<b>Jonathan VAMPLEW</b>		Caterham 7				
1 -	2:03.393	+ 4.981	10:23:12.051	6 -	<b>1:58.412</b>		<b>10:33:10.910</b>
2 -	2:01.539	+ 3.127	10:25:13.590	7 -	2:00.129	+ 1.717	10:35:11.039
3 -	1:59.692	+ 1.280	10:27:13.282	8 -	2:00.182	+ 1.770	10:37:11.221
4 -	1:59.487	+ 1.075	10:29:12.769	9 -	1:59.005	+ 0.593	10:39:10.226
5 -	1:59.729	+ 1.317	10:31:12.498				
<b>37</b>	<b>Declan DOLAN</b>		Caterham 7				
1 -	<b>2:07.117</b>		<b>10:23:36.027</b>	3 -	2:14.723	+ 7.606	10:28:01.772
2 -	2:11.022	+ 3.905	10:25:47.049	4 -	2:29.012 P	+ 21.895	10:30:30.784
<b>40</b>	<b>David SHAW</b>		Caterham 7				
1 -	2:02.215	+ 4.747	10:23:35.390	6 -	1:57.665	+ 0.197	10:33:28.056
2 -	2:00.638	+ 3.170	10:25:36.028	7 -	1:59.407	+ 1.939	10:35:27.463

Weather / Track : Cloudy / Dry

Oulton Park International  
Circuit Length = 2.6920 miles  
Start: 10:18 End: 10:40

**Easytrack Caterham Graduate (Mega)**  
**QUALIFYING - RACE 4 - LAP ANALYSIS**


3 -	1:58.682	+ 1.214	10:27:34.710	8 -	1:57.873	+ 0.405	10:37:25.336
4 -	<b>1:57.468</b>		<b>10:29:32.178</b>	9 -	1:57.702	+ 0.234	10:39:23.038
5 -	1:58.213	+ 0.745	10:31:30.391				
<b>43</b>	<b>John WAKE</b>			Caterham 7			
1 -	2:01.790	+ 1.785	10:23:04.110	6 -	2:00.634	+ 0.629	10:33:10.264
2 -	2:02.406	+ 2.401	10:25:06.516	7 -	2:01.569	+ 1.564	10:35:11.833
3 -	2:00.989	+ 0.984	10:27:07.505	8 -	2:00.159	+ 0.154	10:37:11.992
4 -	2:00.598	+ 0.593	10:29:08.103	9 -	<b>2:00.005</b>		<b>10:39:11.997</b>
5 -	2:01.527	+ 1.522	10:31:09.630				
<b>47</b>	<b>George LONGMUIR</b>			Caterham 7			
1 -	2:11.252	+ 12.731	10:23:46.293	6 -	<b>1:58.521</b>		<b>10:33:51.313</b>
2 -	2:07.470	+ 8.949	10:25:53.763	7 -	1:58.768	+ 0.247	10:35:50.081
3 -	2:00.267	+ 1.746	10:27:54.030	8 -	1:59.224	+ 0.703	10:37:49.305
4 -	1:59.580	+ 1.059	10:29:53.610	9 -	1:58.792	+ 0.271	10:39:48.097
5 -	1:59.182	+ 0.661	10:31:52.792				
<b>50</b>	<b>Iain MILLIGAN</b>			Caterham 7			
1 -	2:00.014	+ 1.730	10:22:56.046	6 -	1:58.442	+ 0.158	10:32:52.636
2 -	2:00.971	+ 2.687	10:24:57.017	7 -	1:58.293	+ 0.009	10:34:50.929
3 -	1:59.401	+ 1.117	10:26:56.418	8 -	1:58.632	+ 0.348	10:36:49.561
4 -	1:59.492	+ 1.208	10:28:55.910	9 -	2:05.645	+ 7.361	10:38:55.206
5 -	<b>1:58.284</b>		<b>10:30:54.194</b>				
<b>52</b>	<b>Michael FESEMEYER</b>			Caterham 7			
1 -	2:02.893	+ 3.670	10:23:03.754	5 -	1:59.853	+ 0.630	10:31:05.338
2 -	2:01.824	+ 2.601	10:25:05.578	6 -	2:00.138	+ 0.915	10:33:05.476
3 -	1:59.870	+ 0.647	10:27:05.448	7 -	<b>1:59.223</b>		<b>10:35:04.699</b>
4 -	2:00.037	+ 0.814	10:29:05.485	8 -	2:04.158	+ 4.935	10:37:08.857
<b>66</b>	<b>David PEARSON</b>			Caterham 7			

Weather / Track : Cloudy / Dry

Oulton Park International  
 Circuit Length = 2.6920 miles  
 Start: 10:18 End: 10:40

# Easytrack Caterham Graduate (Mega)

## RACE 4 - GRID

ROW 12	2:16.249 22 Peter MARSH	66 David PEARSON
ROW 11	2:00.791 16 Mark HARRISON	2:07.117 37 Declan DOLAN
ROW 10	1:59.923 10 Kim RAYMENT	2:00.005 43 John WAKE
ROW 9	1:58.521 47 George LONGMUIR	1:59.223 52 Michael FESEMEYER
ROW 8	1:58.284 50 Iain MILLIGAN	1:58.412 34 Jonathan VAMPLEW
ROW 7	1:57.847 9 Robert DRAPER	1:58.092 30 Mark BRUNNING
ROW 6	1:57.633 24 Nigel SMITH	1:57.831 26 Ian NOBLE
ROW 5	1:57.468 40 David SHAW	1:57.550 21 Nicholas HARYETT
ROW 4	1:55.899 5 Nick FROST	1:56.503 11 Myles PACKMAN
ROW 3	1:55.513 18 Paul ALLEN	1:55.613 8 Martin AMISON
ROW 2	1:55.488 7 Paul MANYWEATHERS	1:55.512 12 Trevor CARVEY
ROW 1	1:54.922 17 Paul TURLEY	1:55.248 6 Tom OVERTON
<b>Pole</b>		
		

Car 66 out lap only

Oulton Park International  
Circuit Length = 2.6920 miles

These results are provisional until the conclusion of any judicial and technical matters.

Clerk of Course :

Timekeeper :

# Easytrack Caterham Graduate (Mega)

## RACE 4 - CLASSIFICATION

POS	NO	CL	NAME	ENTRY	LAPS	TIME	GAP	DIFF	MPH	BEST	ON
1	17		Paul TURLEY	Caterham 7	10	19:33.805			82.56	1:56.103	8
2	18		Paul ALLEN	Caterham 7	10	19:37.464	3.659	3.659	82.30	1:56.024	4
3	7		Paul MANYWEATHERS	Caterham 7	10	19:39.028	5.223	1.564	82.19	1:55.849	6
4	12		Trevor CARVEY	Caterham 7	10	19:39.535	5.730	0.507	82.16	1:56.002	4
5	11		Myles PACKMAN	Caterham 7	10	19:39.912	6.107	0.377	82.13	1:56.241	6
6	8		Martin AMISON	Caterham 7	10	19:40.166	6.361	0.254	82.11	1:56.045	6
7	40		David SHAW	Caterham 7	10	19:40.422	6.617	0.256	82.10	1:55.927	6
8	5		Nick FROST	Caterham 7	10	19:48.427	14.622	8.005	81.54	1:56.140	6
9	6		Tom OVERTON	Caterham 7	10	19:49.324	15.519	0.897	81.48	1:55.949	6
10	30		Mark BRUNNING	Caterham 7	10	19:50.289	16.484	0.965	81.41	1:56.645	6
11	21		Nicholas HARYETT	Caterham 7	10	19:52.528	18.723	2.239	81.26	1:57.435	9
12	26		Ian NOBLE	Caterham 7	10	19:54.881	21.076	2.353	81.10	1:57.369	6
13	9		Robert DRAPER	Caterham 7	10	19:55.543	21.738	0.662	81.06	1:57.531	10
14	47		George LONGMUIR	Caterham 7	10	20:01.483	27.678	5.940	80.66	1:57.090	6
15	66		David PEARSON	Caterham 7	10	20:04.622	30.817	3.139	80.45	1:57.588	10
16	37		Declan DOLAN	Caterham 7	10	20:04.945	31.140	0.323	80.42	1:57.588	8
17	24		Nigel SMITH	Caterham 7	10	20:06.092	32.287	1.147	80.35	1:55.949	10
18	10		Kim RAYMENT	Caterham 7	10	20:13.562	39.757	7.470	79.85	1:58.749	10
19	52		Michael FESEMEYER	Caterham 7	10	20:13.888	40.083	0.326	79.83	1:58.606	10
20	34		Jonathan VAMPLEW	Caterham 7	10	20:14.760	40.955	0.872	79.77	1:58.499	6
21	16		Mark HARRISON	Caterham 7	10	20:29.155	55.350	14.395	78.84	2:00.281	10
22	43		John WAKE	Caterham 7	10	20:29.231	55.426	0.076	78.84	1:59.765	10
23	22		Peter MARSH	Caterham 7	10	20:30.092	56.287	0.861	78.78	2:00.013	10
24	50		Iain MILLIGAN	Caterham 7	10	20:44.383	1:10.578	14.291	77.88	1:59.687	4

### FASTEST LAP

7	Paul MANYWEATHERS	Caterham 7	6	1:55.849	83.65 mph	134.62 kph
---	-------------------	------------	---	----------	-----------	------------

### CARS 6, 34 AND 47 - 10 SECOND STARTLINE PENALTIES

Weather / Track : Bright / Dry

These results are provisional until the conclusion of any judicial and technical matters.

Oulton Park International  
Circuit Length = 2.6920 miles  
Start: 14:57 End: 15:17

Clerk of Course :		Timekeeper :	
-------------------	--	--------------	--

# Easytrack Caterham Graduate (Mega)

## RACE 4 - LAP CHART

Lap 1			Lap 2			Lap 3			Lap 4			Lap 5		
No	Behind	Laptime	No	Behind	Laptime	No	Behind	Laptime	No	Behind	Laptime	No	Behind	Laptime
17		2:03.879	17		1:58.359	17		1:57.010	17		1:56.449	17		1:56.468
6	0.206	2:04.085	6	0.396	1:58.549	18	0.768	1:57.122	18	0.343	1:56.024	18	0.636	1:56.761
7	0.617	2:04.496	18	0.656	1:57.829	6	1.021	1:57.635	12	0.985	1:56.002	12	0.797	1:56.280
18	1.186	2:05.065	7	0.986	1:58.728	7	1.155	1:57.179	7	2.432	1:57.726	7	2.068	1:56.104
12	1.505	2:05.384	12	1.101	1:57.955	12	1.432	1:57.341	6	2.597	1:58.025	6	2.463	1:56.334
11	2.479	2:06.358	11	2.092	1:57.972	11	2.331	1:57.249	11	3.911	1:58.029	11	3.751	1:56.308
5	3.147	2:07.026	8	2.808	1:57.860	8	3.040	1:57.242	8	3.992	1:57.401	8	4.097	1:56.573
8	3.307	2:07.186	5	3.194	1:58.406	5	3.727	1:57.543	5	4.470	1:57.192	40	4.867	1:56.771
21	3.725	2:07.604	40	4.098	1:58.593	40	4.187	1:57.099	40	4.564	1:56.826	5	5.635	1:57.633
40	3.864	2:07.743	21	4.344	1:58.978	21	5.553	1:58.219	21	7.505	1:58.401	47	8.912	1:57.779
24	4.254	2:08.133	9	5.367	1:59.087	9	6.375	1:58.018	47	7.601	1:57.413	30	10.483	1:58.016
9	4.639	2:08.518	47	6.090	1:57.640	47	6.637	1:57.557	30	8.935	1:58.222	21	10.825	1:59.788
30	5.399	2:09.278	30	6.932	1:59.892	30	7.162	1:57.240	9	9.028	1:59.102	9	11.415	1:58.855
47	6.809	2:10.688	26	8.618	1:59.760	26	9.760	1:58.152	26	11.005	1:57.694	26	13.459	1:58.922
34	7.020	2:10.899	34	9.524	2:00.863	34	11.528	1:59.014	34	14.687	1:59.608	34	17.527	1:59.308
26	7.217	2:11.096	37	11.958	2:01.379	37	14.945	1:59.997	66	18.171	1:58.522	66	20.337	1:58.634
10	8.009	2:11.888	10	12.135	2:02.485	66	16.098	2:00.731	37	18.238	1:59.742	37	20.670	1:58.900
52	8.910	2:12.789	66	12.377	2:01.318	10	17.205	2:02.080	10	21.294	2:00.538	10	24.710	1:59.884
37	8.938	2:12.817	52	12.611	2:02.060	52	17.848	2:02.247	52	21.982	2:00.583	52	25.681	2:00.167
66	9.418	2:13.297	16	15.669	2:03.058	16	20.853	2:02.194	24	26.071	1:58.628	24	27.071	1:57.468
16	10.970	2:14.849	43	15.948	2:03.239	43	21.742	2:02.804	16	27.031	2:02.627	16	31.745	2:01.182
43	11.068	2:14.947	22	16.497	2:03.266	22	22.552	2:03.065	43	27.098	2:01.805	43	32.390	2:01.760
22	11.590	2:15.469	24	21.033	2:15.138	24	23.892	1:59.869	22	27.707	2:01.604	22	33.282	2:02.043
50	39.024	2:42.903	50	40.767	2:00.102	50	44.422	2:00.665	50	47.660	1:59.687	50	51.340	2:00.148

CARS 6, 34 AND 47 - 10 SECOND STARTLINE PENALTIES

Weather / Track : Bright / Dry

Oulton Park International  
Circuit Length = 2.6920 miles  
Start: 14:57 End: 15:17

# Easytrack Caterham Graduate (Mega)

## RACE 4 - LAP CHART

Lap 6			Lap 7			Lap 8			Lap 9			Lap 10		
No	Behind	Laptime	No	Behind	Laptime	No	Behind	Laptime	No	Behind	Laptime	No	Behind	Laptime
17		1:56.623	17		1:56.157	17		1:56.103	17		1:56.444	17		1:56.313
18	0.356	1:56.343	18	0.875	1:56.676	18	3.208	1:58.436	18	3.732	1:56.968	18	3.659	1:56.240
12	0.705	1:56.531	12	1.212	1:56.664	12	3.261	1:58.152	7	4.199	1:57.259	7	5.223	1:57.337
7	1.294	1:55.849	7	1.376	1:56.239	7	3.384	1:58.111	6	4.299	1:56.925	6	5.519	1:57.533
6	1.789	1:55.949	6	1.702	1:56.070	6	3.818	1:58.219	12	4.407	1:57.590	12	5.730	1:57.636
11	3.369	1:56.241	11	3.811	1:56.599	11	4.462	1:56.754	11	5.032	1:57.014	11	6.107	1:57.388
8	3.519	1:56.045	8	3.892	1:56.530	8	4.611	1:56.822	8	5.136	1:56.969	8	6.361	1:57.538
40	4.171	1:55.927	40	4.266	1:56.252	40	5.027	1:56.864	40	5.624	1:57.041	40	6.617	1:57.306
5	5.152	1:56.140	5	6.928	1:57.933	5	8.755	1:57.930	5	10.647	1:58.336	5	14.622	2:00.288
47	9.379	1:57.090	47	11.113	1:57.891	47	13.242	1:58.232	47	15.160	1:58.362	30	16.484	1:57.523
30	10.505	1:56.645	30	11.356	1:57.008	30	13.636	1:58.383	30	15.274	1:58.082	47	17.678	1:58.831
21	12.098	1:57.896	21	13.635	1:57.694	21	15.533	1:58.001	21	16.524	1:57.435	21	18.723	1:58.512
9	12.488	1:57.696	9	14.885	1:58.554	26	18.086	1:58.752	26	19.712	1:58.070	26	21.076	1:57.677
26	14.205	1:57.369	26	15.437	1:57.389	9	18.221	1:59.439	9	20.520	1:58.743	9	21.738	1:57.531
34	19.403	1:58.499	34	21.972	1:58.726	34	24.406	1:58.537	34	27.774	1:59.812	66	30.817	1:57.588
66	22.314	1:58.600	66	25.416	1:59.259	66	27.150	1:57.837	37	29.492	1:58.587	34	30.955	1:59.494
37	22.350	1:58.303	37	25.864	1:59.671	37	27.349	1:57.588	66	29.542	1:58.836	37	31.140	1:57.961
10	28.036	1:59.949	24	30.698	1:58.153	24	31.911	1:57.316	24	32.651	1:57.184	24	32.287	1:55.949
24	28.702	1:58.254	10	31.255	1:59.376	10	34.534	1:59.382	10	37.321	1:59.231	10	39.757	1:58.749
52	29.226	2:00.168	52	32.741	1:59.672	52	35.271	1:58.633	52	37.790	1:58.963	52	40.083	1:58.606
16	36.590	2:01.468	16	41.603	2:01.170	16	46.836	2:01.336	16	51.382	2:00.990	16	55.350	2:00.281
43	37.004	2:01.237	43	41.998	2:01.151	43	47.206	2:01.311	43	51.974	2:01.212	43	55.426	1:59.765
22	38.400	2:01.741	22	42.779	2:00.536	22	47.522	2:00.846	22	52.587	2:01.509	22	56.287	2:00.013
50	54.891	2:00.174	50	58.641	1:59.907	50	1:02.446	1:59.908	50	1:05.723	1:59.721	50	1:10.578	2:01.168

CARS 6, 34 AND 47 - 10 SECOND STARTLINE PENALTIES

Weather / Track : Bright / Dry

Oulton Park International  
Circuit Length = 2.6920 miles  
Start: 14:57 End: 15:17

# Chevron GR8 Challenge

## QUALIFYING - RACE 5 - CLASSIFICATION

POS	NO	CL	NAME	ENTRY	TIME	ON	LAPS	GAP	DIFF	MPH
1	9		Chris HART	Chevron GR8	1:49.535	10	13			88.47
2	6		HODGSON / MURPHY	Chevron GR8	1:50.828	14	14	1.293	1.293	87.44
3	4		Peter BELSHAW	Chevron GR8	1:51.229	12	12	1.694	0.401	87.12
4	7		Nick JARVIS	Chevron GR8	1:54.417	14	15	4.882	3.188	84.70
5	8		Andrew WRIGHT	Chevron GR8	1:55.989	11	14	6.454	1.572	83.55
6	18		David WITT	Chevron GR8	1:56.209	12	13	6.674	0.220	83.39
7	17		LIPPITT / ROUND	Chevron GR8	1:57.369	12	12	7.834	1.160	82.57

CAR 17 - TRANSPONDER NOT WORKING YOU MUST FIT ONE FOR THE RACE

Weather / Track : Cloudy / Dry

These results are provisional until the conclusion of any judicial and technical matters.

Oulton Park International  
 Circuit Length = 2.6920 miles  
 Start: 10:47 End: 11:19

Clerk of Course :		Timekeeper :
-------------------	--	--------------

# Chevron GR8 Challenge

## QUALIFYING - RACE 5 - LAP ANALYSIS


<b>4</b>	<b>Peter BELSHAW</b>		Chevron GR8				
1 -	1:51.276	+ 0.047	10:53:50.423	7 -	1:52.011	+ 0.782	11:07:24.259
2 -	1:57.911	+ 6.682	10:55:48.334	8 -	1:51.943	+ 0.714	11:09:16.202
3 -	1:55.737	+ 4.508	10:57:44.071	9 -	1:57.926 P	+ 6.697	11:11:14.128
4 -	1:57.220 P	+ 5.991	10:59:41.291	10 -	3:07.622	+ 1:16.393	11:14:21.750
5 -	3:56.651	+ 2:05.422	11:03:37.942	11 -	1:51.368	+ 0.139	11:16:13.118
6 -	1:54.306	+ 3.077	11:05:32.248	12 -	<b>1:51.229</b>		<b>11:18:04.347</b>
<b>6</b>	<b>HODGSON / MURPHY</b>		Chevron GR8				
1 -	1:52.902	+ 2.074	10:51:05.510	8 -	1:51.859	+ 1.031	11:05:55.094
2 -	1:55.055	+ 4.227	10:53:00.565	9 -	1:52.019	+ 1.191	11:07:47.113
3 -	1:54.754	+ 3.926	10:54:55.319	10 -	2:05.816	+ 14.988	11:09:52.929
4 -	1:54.265	+ 3.437	10:56:49.584	11 -	1:51.780	+ 0.952	11:11:44.709
5 -	1:53.573	+ 2.745	10:58:43.157	12 -	1:51.479	+ 0.651	11:13:36.188
6 -	2:00.125 P	+ 9.297	11:00:43.282	13 -	1:51.895	+ 1.067	11:15:28.083
7 -	3:19.953	+ 1:29.125	11:04:03.235	14 -	<b>1:50.828</b>		<b>11:17:18.911</b>
<b>7</b>	<b>Nick JARVIS</b>		Chevron GR8				
1 -	2:00.610	+ 6.193	10:51:34.146	9 -	1:55.502	+ 1.085	11:07:31.062
2 -	2:14.658	+ 20.241	10:53:48.804	10 -	1:54.424	+ 0.007	11:09:25.486
3 -	1:58.252	+ 3.835	10:55:47.056	11 -	1:55.360	+ 0.943	11:11:20.846
4 -	1:59.415	+ 4.998	10:57:46.471	12 -	1:54.835	+ 0.418	11:13:15.681
5 -	1:56.139	+ 1.722	10:59:42.610	13 -	1:54.569	+ 0.152	11:15:10.250
6 -	1:55.714	+ 1.297	11:01:38.324	14 -	<b>1:54.417</b>		<b>11:17:04.667</b>
7 -	1:59.250	+ 4.833	11:03:37.574	15 -	2:06.559 P	+ 12.142	11:19:11.226
8 -	1:57.986	+ 3.569	11:05:35.560				
<b>8</b>	<b>Andrew WRIGHT</b>		Chevron GR8				
1 -	2:01.819	+ 5.830	10:51:38.202	8 -	1:59.249	+ 3.260	11:05:44.513
2 -	2:07.263	+ 11.274	10:53:45.465	9 -	1:57.227	+ 1.238	11:07:41.740
3 -	2:02.409	+ 6.420	10:55:47.874	10 -	1:57.060	+ 1.071	11:09:38.800
4 -	2:00.839	+ 4.850	10:57:48.713	11 -	<b>1:55.989</b>		<b>11:11:34.789</b>
5 -	1:58.099	+ 2.110	10:59:46.812	12 -	1:57.418	+ 1.429	11:13:32.207
6 -	1:58.788	+ 2.799	11:01:45.600	13 -	1:58.672	+ 2.683	11:15:30.879
7 -	1:59.664	+ 3.675	11:03:45.264	14 -	1:57.195	+ 1.206	11:17:28.074
<b>9</b>	<b>Chris HART</b>		Chevron GR8				
1 -	1:51.321	+ 1.786	10:51:12.886	8 -	1:59.260 P	+ 9.725	11:07:17.019
2 -	1:50.783	+ 1.248	10:53:03.669	9 -	3:56.477	+ 2:06.942	11:11:13.496
3 -	1:49.947	+ 0.412	10:54:53.616	10 -	<b>1:49.535</b>		<b>11:13:03.031</b>
4 -	1:50.418	+ 0.883	10:56:44.034	11 -	1:50.762	+ 1.227	11:14:53.793
5 -	1:50.197	+ 0.662	10:58:34.231	12 -	1:50.367	+ 0.832	11:16:44.160
6 -	2:01.059 P	+ 11.524	11:00:35.290	13 -	1:50.239	+ 0.704	11:18:34.399
7 -	4:42.469	+ 2:52.934	11:05:17.759				
<b>17</b>	<b>LIPPITT / ROUND</b>		Chevron GR8				
1 -	2:01.885	+ 4.516	10:51:31.608	7 -	1:59.681	+ 2.312	11:07:47.310
2 -	1:59.595	+ 2.226	10:53:31.203	8 -	1:58.625	+ 1.256	11:09:45.935
3 -	1:59.595	+ 2.226	10:55:30.798	9 -	1:59.671	+ 2.302	11:11:45.606
4 -	1:58.037	+ 0.668	10:57:28.835	10 -	1:58.084	+ 0.715	11:13:43.690
5 -	1:58.887	+ 1.518	10:59:27.722	11 -	1:58.675	+ 1.306	11:15:42.365
6 -	6:19.907	+ 4:22.538	11:05:47.629	12 -	<b>1:57.369</b>		<b>11:17:39.734</b>
<b>18</b>	<b>David WITT</b>		Chevron GR8				
1 -	1:59.779	+ 3.570	10:51:32.665	8 -	3:57.594	+ 2:01.385	11:07:45.697
2 -	1:58.933	+ 2.724	10:53:31.598	9 -	1:59.225	+ 3.016	11:09:44.922
3 -	1:59.675	+ 3.466	10:55:31.273	10 -	2:14.534	+ 18.325	11:11:59.456
4 -	1:58.178	+ 1.969	10:57:29.451	11 -	1:56.929	+ 0.720	11:13:56.385
5 -	2:00.066	+ 3.857	10:59:29.517	12 -	<b>1:56.209</b>		<b>11:15:52.594</b>
6 -	2:04.980	+ 8.771	11:01:34.497	13 -	1:56.962	+ 0.753	11:17:49.556
7 -	2:13.606 P	+ 17.397	11:03:48.103				

CAR 17 - TRANSPONDER NOT WORKING YOU MUST FIT ONE FOR THE RACE

Weather / Track : Cloudy / Dry

Oulton Park International  
Circuit Length = 2.6920 miles  
Start: 10:47 End: 11:19

**Chevron GR8 Challenge**  
**RACE 5 - GRID**

ROW 4	1:57.369 17 LIPPITT / ROUND	
ROW 3	1:55.989 8 Andrew WRIGHT	1:56.209 18 David WITT
ROW 2	1:51.229 4 Peter BELSHAW	1:54.417 7 Nick JARVIS
ROW 1	1:49.535 9 Chris HART	1:50.828 6 HODGSON / MURPHY
<b>Pole</b>		
		

Oulton Park International  
 Circuit Length = 2.6920 miles

**These results are provisional until the conclusion of any judicial and technical matters.**

Clerk of Course :		Timekeeper :

# Chevron GR8 Challenge

## RACE 5 - CLASSIFICATION

POS	NO	CL	NAME	ENTRY	LAPS	TIME	GAP	DIFF	MPH	BEST	ON
1	9		Chris HART	Chevron GR8	17	33:14.093			82.62	1:50.766	11
2	6		HODGSON / MURPHY	Chevron GR8	17	33:29.296	15.203	15.203	81.99	1:51.772	11
3	4		Peter BELSHAW	Chevron GR8	17	33:34.999	20.906	5.703	81.76	1:51.740	10
4	7		Nick JARVIS	Chevron GR8	17	33:47.703	33.610	12.704	81.25	1:52.719	16
5	8		Andrew WRIGHT	Chevron GR8	17	35:09.840	1:55.747	1:22.137	78.08	1:56.941	12
6	18		David WITT	Chevron GR8	15	34:04.639	2 laps	2 laps	71.09	1:57.848	13
NOT CLASSIFIED											
DNC	17		LIPPITT / ROUND	Chevron GR8	11	34:05.065	6 laps	4 laps	52.12	1:59.101	2
FASTEST LAP											
	9		Chris HART	Chevron GR8	11	1:50.766			87.49 mph	140.80 kph	

Weather / Track : Sunny / Dry  
 These results are provisional until the conclusion of any judicial and technical matters.

Oulton Park International  
 Circuit Length = 2.6920 miles  
 Start: 15:28 End: 16:03

Clerk of Course :		Timekeeper :
-------------------	--	--------------

**Chevron GR8 Challenge**  
**RACE 5 - LAP CHART**

Lap 1			Lap 2			Lap 3			Lap 4			Lap 5		
No	Behind	Laptime	No	Behind	Laptime	No	Behind	Laptime	No	Behind	Laptime	No	Behind	Laptime
9		1:52.977	9		1:52.056	9		1:50.828	9		1:50.813	9		1:55.819
6	2.689	1:55.666	6	4.152	1:53.519	6	8.702	1:55.378	6	13.738	1:55.849	6	12.778	1:54.859
7	4.670	1:57.647	7	8.483	1:55.869	7	13.089	1:55.434	7	18.673	1:56.397	7	19.523	1:56.669
8	12.350	2:05.327	8	20.253	1:59.959	4	27.067	1:55.808	4	29.851	1:53.597	17	1 LAP	3:42.947 P
18	12.855	2:05.832	17	21.015	1:59.101	8	29.103	1:59.678	8	37.392	1:59.102	4	27.240	1:53.208
17	13.970	2:06.947	4	22.087	1:54.861	17	30.525	2:00.338	18	1:37.079	2:56.947 P	8	40.608	1:59.035
4	19.282	2:12.259	18	22.370	2:01.571	18	30.945	1:59.403						

Weather / Track : Sunny / Dry

Oulton Park International  
 Circuit Length = 2.6920 miles  
 Start: 15:28 End: 16:03

**Chevron GR8 Challenge**  
**RACE 5 - LAP CHART**

Lap 6			Lap 7			Lap 8			Lap 9			Lap 10		
No	Behind	Laptime	No	Behind	Laptime	No	Behind	Laptime	No	Behind	Laptime	No	Behind	Laptime
9		1:56.471	9		1:53.072	9		1:55.880 P	9		3:14.340 P	9		1:50.918
6	11.329	1:55.022	6	12.463	1:54.206	6	15.089	1:58.506 P	6	6.330	3:05.581 P	6	7.248	1:51.836
7	18.293	1:55.241	7	20.633	1:55.412	7	22.578	1:57.825 P	4	14.147	3:04.865 P	4	14.969	1:51.740
4	23.459	1:52.690	4	22.564	1:52.177	4	23.622	1:56.938 P	7	15.990	3:07.752 P	7	18.543	1:53.471
8	41.848	1:57.711	8	46.881	1:58.105	8	55.318	2:04.317 P	8	57.987	3:17.009 P	8	1:05.544	1:58.475
18	1 LAP	3:22.655 P	18	1 LAP	2:01.003	18	1 LAP	2:05.941 P	18	1 LAP	3:33.814 P	17	5 LAPS	11:58.579 P

Weather / Track : Sunny / Dry

Oulton Park International  
 Circuit Length = 2.6920 miles  
 Start: 15:28 End: 16:03

**Chevron GR8 Challenge**  
**RACE 5 - LAP CHART**

Lap 11			Lap 12			Lap 13			Lap 14			Lap 15		
No	Behind	Laptime	No	Behind	Laptime	No	Behind	Laptime	No	Behind	Laptime	No	Behind	Laptime
9		1:50.766	9		1:51.048	9		1:52.603	9		1:51.683	9		1:51.255
18	2 LAPS	2:00.797	6	10.430	1:53.224	17	6 LAPS	2:03.757	6	11.571	1:52.965	6	12.833	1:52.517
6	8.254	1:51.772	18	2 LAPS	2:00.334	6	10.289	1:52.462	4	19.052	1:52.776	4	20.151	1:52.354
4	16.332	1:52.129	4	17.748	1:52.464	4	17.959	1:52.814	17	6 LAPS	2:04.655	7	31.247	1:54.094
7	21.229	1:53.452	7	23.633	1:53.452	18	2 LAPS	1:59.750	7	28.408	1:55.893	17	6 LAPS	2:03.128
8	1:13.909	1:59.131	8	1:19.802	1:56.941	7	24.198	1:53.168	18	2 LAPS	2:00.640	18	2 LAPS	1:57.848
17	5 LAPS	2:05.474				8	1:26.371	1:59.172	8	1:34.461	1:59.773	8	1:42.540	1:59.334

Weather / Track : Sunny / Dry

Oulton Park International  
 Circuit Length = 2.6920 miles  
 Start: 15:28 End: 16:03

# Chevron GR8 Challenge


## RACE 5 - LAP CHART

Lap 16			Lap 17		
No	Behind	Laptime	No	Behind	Laptime
9		1:51.440	9		1:52.124
6	13.722	1:52.329	6	15.203	1:53.605
4	21.145	1:52.434	4	20.906	1:51.885
7	32.526	1:52.719	7	33.610	1:53.208
17	6 LAPS	1:59.670	18	2 LAPS	1:59.062
18	2 LAPS	1:59.042	17	6 LAPS	2:00.469
8	1:50.237	1:59.137	8	1:55.747	1:57.634

Weather / Track : Sunny / Dry

Oulton Park International  
Circuit Length = 2.6920 miles  
Start: 15:28 End: 16:03

**Chevron GR8 Challenge**  
**RACE 8 - GRID**

ROW 4	17	LIPPITT / ROUND		
ROW 3	8	Andrew WRIGHT	18	David WITT
ROW 2	4	Peter BELSHAW	7	Nick JARVIS
ROW 1	9	Chris HART	6	HODGSON / MURPHY
<b>Pole</b>				
				

Oulton Park International  
Circuit Length = 2.6920 miles

**These results are provisional until the conclusion of any judicial and technical matters.**

Clerk of Course :

Timekeeper :

# Chevron GR8 Challenge

## RACE 8 - CLASSIFICATION

POS	NO	CL	NAME	ENTRY	LAPS	TIME	GAP	DIFF	MPH	BEST	ON
1	4		<b>Peter BELSHAW</b>	Chevron GR8	17	33:09.175			82.82	1:51.103	11
2	8		<b>Andrew WRIGHT</b>	Chevron GR8	17	34:51.031	1:41.856	1:41.856	78.78	1:55.524	2
3	17		<b>LIPPITT / ROUND</b>	Chevron GR8	16	33:55.204	1 lap	1 lap	76.18	1:55.748	7
4	18		<b>David WITT</b>	Chevron GR8	16	34:18.686	1 lap	23.482	75.32	1:57.942	9
NOT CLASSIFIED											
DNF	6		<b>HODGSON / MURPHY</b>	Chevron GR8	16	32:00.211	1 lap		80.75	1:53.268	11
DNF	9		<b>Chris HART</b>	Chevron GR8	13	26:12.649	4 laps	3 laps	80.11	1:50.228	11
DNC	7		<b>Nick JARVIS</b>	Chevron GR8	12	34:06.942	5 laps	1 lap	56.81	1:53.544	6
FASTEST LAP											
	9		<b>Chris HART</b>	Chevron GR8	11	1:50.228			87.92 mph	141.49 kph	

Weather / Track : Bright / Dry  
 These results are provisional until the conclusion of any judicial and technical matters.

Oulton Park International  
 Circuit Length = 2.6920 miles  
 Start: 17:45 End: 18:20

Clerk of Course :		Timekeeper :	
-------------------	--	--------------	--

**Chevron GR8 Challenge**  
**RACE 8 - LAP CHART**

Lap 1			Lap 2			Lap 3			Lap 4			Lap 5		
No	Behind	Laptime	No	Behind	Laptime	No	Behind	Laptime	No	Behind	Laptime	No	Behind	Laptime
9		1:53.671	9		1:50.953	9		1:51.928	9		1:51.412	9		1:51.492
4	2.364	1:56.035	4	3.390	1:51.979	4	3.823	1:52.361	4	4.795	1:52.384	4	5.606	1:52.303
6	3.515	1:57.186	6	6.977	1:54.415	6	9.489	1:54.440	6	12.184	1:54.107	6	14.644	1:53.952
7	4.359	1:58.030	7	7.629	1:54.223	7	9.977	1:54.276	7	13.237	1:54.672	7	15.792	1:54.047
8	6.223	1:59.894	8	10.794	1:55.524	8	15.256	1:56.390	8	21.083	1:57.239	8	26.467	1:56.876
17	7.476	2:01.147	17	13.275	1:56.752	17	19.069	1:57.722	17	25.033	1:57.376	17	29.597	1:56.056
18	11.245	2:04.916	18	19.445	1:59.153	18	26.690	1:59.173	18	34.937	1:59.659	18	43.102	1:59.657

Weather / Track : Bright / Dry

Oulton Park International  
 Circuit Length = 2.6920 miles  
 Start: 17:45 End: 18:20

**Chevron GR8 Challenge**  
**RACE 8 - LAP CHART**

Lap 6			Lap 7			Lap 8			Lap 9			Lap 10		
No	Behind	Laptime	No	Behind	Laptime	No	Behind	Laptime	No	Behind	Laptime	No	Behind	Laptime
9		1:50.880	9		1:52.961	9		1:59.759 P	4		1:52.130	4		1:52.171
4	6.908	1:52.182	4	9.143	1:55.196 P	6	16.459	1:58.209 P	9	4.464	3:08.645 P	9	3.287	1:50.994
6	17.274	1:53.510	6	18.009	1:53.696	17	38.678	2:01.113 P	6	14.878	3:02.600 P	6	16.498	1:53.791
7	18.456	1:53.544	7	22.629	1:57.134 P	4	1:12.051	3:02.667 P	8	45.780	1:56.544	8	50.200	1:56.591
8	31.498	1:55.911	17	37.324	1:55.748	7	1:37.467	3:14.597 P	7	46.761	2:13.475 P	17	1:13.580	2:04.718
17	34.537	1:55.820	8	38.968	2:00.431 P	8	1:53.417	3:14.208 P	17	1:01.033	3:26.536 P	18	1:16.653	1:58.949
18	50.485	1:58.263	18	1:00.629	2:03.105 P	18	2:16.114	3:15.244 P	18	1:09.875	1:57.942			

Weather / Track : Bright / Dry

Oulton Park International  
 Circuit Length = 2.6920 miles  
 Start: 17:45 End: 18:20

**Chevron GR8 Challenge**  
**RACE 8 - LAP CHART**

Lap 11			Lap 12			Lap 13			Lap 14			Lap 15		
No	Behind	Laptime	No	Behind	Laptime	No	Behind	Laptime	No	Behind	Laptime	No	Behind	Laptime
4		1:51.103	4		1:51.826	4		1:52.063	4		1:53.227	4		1:53.252
9	2.412	1:50.228	9	0.886	1:50.300	6	27.172	1:57.968	18	1 LAP	2:03.591	17	1 LAP	2:07.431
6	18.663	1:53.268	6	21.267	1:54.430	9	38.249	2:29.426 P	17	1 LAP	2:10.531	6	40.917	2:01.427
8	56.528	1:57.431	8	1:00.796	1:56.094	8	1:07.244	1:58.511	6	32.742	1:58.797	18	1 LAP	2:41.125
17	1:28.630	2:06.153	17	1:41.971	2:05.167				8	1:14.170	2:00.153	7	5 LAPS	11:18.966 P
18	1:38.019	2:12.469	18	1:45.600	1:59.407							8	1:22.603	2:01.685

Weather / Track : Bright / Dry

Oulton Park International  
 Circuit Length = 2.6920 miles  
 Start: 17:45 End: 18:20

# Chevron GR8 Challenge

## RACE 8 - LAP CHART

Lap 16			Lap 17		
No	Behind	Laptime	No	Behind	Laptime
4		1:53.683	4		1:54.613
17	1 LAP	2:06.668	17	1 LAP	2:06.266
6	45.649	1:58.415	7	5 LAPS	1:57.014
7	5 LAPS	1:56.964	18	1 LAP	2:04.740
18	1 LAP	2:01.293	8	1:41.856	2:06.355
8	1:30.114	2:01.194			

Weather / Track : Bright / Dry

Oulton Park International  
Circuit Length = 2.6920 miles  
Start: 17:45 End: 18:20

# Easytrack Caterham Graduate (Super)

## QUALIFYING - RACE 6 - CLASSIFICATION

POS	NO	CL	NAME	ENTRY	TIME	ON	LAPS	GAP	DIFF	MPH
1	109		James SIBBET	Caterham 7	1:56.428	8	9			83.23
2	105		Jamie WARING	Caterham 7	1:56.836	3	9	0.408	0.408	82.94
3	190		Mark ROBERTS	Caterham 7	1:57.355	8	9	0.927	0.519	82.58
4	107		Neil SHINNER	Caterham 7	1:57.744	9	9	1.316	0.389	82.30
5	103		Mick WHITEHEAD	Caterham 7	1:57.794	5	9	1.366	0.050	82.27
6	110		Dylan STANLEY	Caterham 7	1:57.897	2	9	1.469	0.103	82.20
7	151		Luke TZOUROU	Caterham 7	1:58.224	8	9	1.796	0.327	81.97
8	118		Andy SKINNER	Caterham 7	1:58.518	6	9	2.090	0.294	81.77
9	117		Roger FORD	Caterham 7	1:58.554	5	9	2.126	0.036	81.74
10	146		Nick PANCISI	Caterham 7	1:58.651	6	9	2.223	0.097	81.67
11	174		William BENJAMIN	Caterham 7	1:58.945	9	9	2.517	0.294	81.47
12	148		Daniel MALKIN	Caterham 7	1:59.032	9	9	2.604	0.087	81.41
13	139		Mark GREGORY	Caterham 7	1:59.279	4	9	2.851	0.247	81.24
14	172		Toby BRIANT	Caterham 7	1:59.451	9	9	3.023	0.172	81.13
15	127		Michael O'LEARY	Caterham 7	1:59.783	5	9	3.355	0.332	80.90
16	132	S	Ian ANDERSON	Caterham 7	1:59.783	8	9	3.355	0.000	80.90
17	120		Reece SOMERFIELD	Caterham 7	2:00.150	6	9	3.722	0.367	80.66
18	108		Gareth CORDEY	Caterham 7	2:00.394	9	9	3.966	0.244	80.49
19	144		Mark RYHORSKI	Caterham 7	2:00.601	9	9	4.173	0.207	80.35
20	115	S	Simon PASHLEY	Caterham 7	2:00.629	9	9	4.201	0.028	80.33
21	176		Andrew REDD	Caterham 7	2:00.685	4	9	4.257	0.056	80.30
22	171		Rob WINROW	Caterham 7	2:00.740	9	9	4.312	0.055	80.26
23	116	S	Wayne BUTTERY	Caterham 7	2:00.895	9	9	4.467	0.155	80.16
24	114		Duncan LEWIS	Caterham 7	2:01.502	3	9	5.074	0.607	79.76
25	119		Anthony JAFFE	Caterham 7	2:01.747	7	9	5.319	0.245	79.60
26	125		Stephen HIRONS	Caterham 7	2:03.517	9	9	7.089	1.770	78.46
27	136	S	John GIL	Caterham 7	2:03.793	9	9	7.365	0.276	78.28
28	142	S	Ian DYBLE	Caterham 7	2:03.829	3	9	7.401	0.036	78.26
29	170		James POTTER	Caterham 7	2:04.647	8	8	8.219	0.818	77.74
30	160		Peter HUGHES	Caterham 7	2:04.790	7	8	8.362	0.143	77.66

Weather / Track : Sunny / Dry  
 These results are provisional until the conclusion of any judicial and technical matters.

Oulton Park International  
 Circuit Length = 2.6920 miles  
 Start: 11:46 End: 12:08

Clerk of Course :		Timekeeper :
-------------------	--	--------------

# Easytrack Caterham Graduate (Super)

## QUALIFYING - RACE 6 - LAP ANALYSIS

<b>103</b>	<b>Mick WHITEHEAD</b>		Caterham 7				
1 -	2:09.050	+ 11.256	11:51:57.573	6 -	1:58.535	+ 0.741	12:01:52.797
2 -	2:00.125	+ 2.331	11:53:57.698	7 -	1:58.796	+ 1.002	12:03:51.593
3 -	1:58.850	+ 1.056	11:55:56.548	8 -	1:58.432	+ 0.638	12:05:50.025
4 -	1:59.920	+ 2.126	11:57:56.468	9 -	1:59.518	+ 1.724	12:07:49.543
5 -	<b>1:57.794</b>		<b>11:59:54.262</b>				
<b>105</b>	<b>Jamie WARING</b>		Caterham 7				
1 -	2:03.070	+ 6.234	11:50:44.489	6 -	1:57.586	+ 0.750	12:00:34.413
2 -	1:57.493	+ 0.657	11:52:41.982	7 -	2:04.851	+ 8.015	12:02:39.264
3 -	<b>1:56.836</b>		<b>11:54:38.818</b>	8 -	1:58.198	+ 1.362	12:04:37.462
4 -	1:59.359	+ 2.523	11:56:38.177	9 -	1:57.837	+ 1.001	12:06:35.299
5 -	1:58.650	+ 1.814	11:58:36.827				
<b>107</b>	<b>Neil SHINNER</b>		Caterham 7				
1 -	2:07.397	+ 9.653	11:51:52.589	6 -	1:57.811	+ 0.067	12:01:46.901
2 -	1:59.620	+ 1.876	11:53:52.209	7 -	1:58.836	+ 1.092	12:03:45.737
3 -	1:58.978	+ 1.234	11:55:51.187	8 -	1:58.524	+ 0.780	12:05:44.261
4 -	1:58.862	+ 1.118	11:57:50.049	9 -	<b>1:57.744</b>		<b>12:07:42.005</b>
5 -	1:59.041	+ 1.297	11:59:49.090				
<b>108</b>	<b>Gareth CORDEY</b>		Caterham 7				
1 -	2:03.704	+ 3.310	11:51:07.785	6 -	2:02.833	+ 2.439	12:01:17.426
2 -	2:01.800	+ 1.406	11:53:09.585	7 -	2:00.740	+ 0.346	12:03:18.166
3 -	2:01.999	+ 1.605	11:55:11.584	8 -	2:00.512	+ 0.118	12:05:18.678
4 -	2:01.168	+ 0.774	11:57:12.752	9 -	<b>2:00.394</b>		<b>12:07:19.072</b>
5 -	2:01.841	+ 1.447	11:59:14.593				
<b>109</b>	<b>James SIBBET</b>		Caterham 7				
1 -	1:57.635	+ 1.207	11:50:51.863	6 -	1:56.980	+ 0.552	12:00:37.702
2 -	1:57.286	+ 0.858	11:52:49.149	7 -	1:57.163	+ 0.735	12:02:34.865
3 -	1:56.644	+ 0.216	11:54:45.793	8 -	<b>1:56.428</b>		<b>12:04:31.293</b>
4 -	1:57.709	+ 1.281	11:56:43.502	9 -	1:58.036	+ 1.608	12:06:29.329
5 -	1:57.220	+ 0.792	11:58:40.722				
<b>110</b>	<b>Dylan STANLEY</b>		Caterham 7				
1 -	1:59.189	+ 1.292	11:50:52.673	6 -	1:58.098	+ 0.201	12:00:45.735
2 -	<b>1:57.897</b>		<b>11:52:50.570</b>	7 -	1:58.396	+ 0.499	12:02:44.131
3 -	1:59.003	+ 1.106	11:54:49.573	8 -	1:58.977	+ 1.080	12:04:43.108
4 -	1:59.160	+ 1.263	11:56:48.733	9 -	1:59.152	+ 1.255	12:06:42.260
5 -	1:58.904	+ 1.007	11:58:47.637				
<b>114</b>	<b>Duncan LEWIS</b>		Caterham 7				
1 -	2:03.815	+ 2.313	11:51:11.831	6 -	2:04.153	+ 2.651	12:01:26.333
2 -	2:02.576	+ 1.074	11:53:14.407	7 -	2:02.569	+ 1.067	12:03:28.902
3 -	<b>2:01.502</b>		<b>11:55:15.909</b>	8 -	2:05.488	+ 3.986	12:05:34.390
4 -	2:01.658	+ 0.156	11:57:17.567	9 -	2:02.369	+ 0.867	12:07:36.759
5 -	2:04.613	+ 3.111	11:59:22.180				
<b>115</b>	<b>Simon PASHLEY</b>		S Caterham 7				
1 -	2:03.732	+ 3.103	11:51:07.675	6 -	2:02.337	+ 1.708	12:01:17.249
2 -	2:03.325	+ 2.696	11:53:11.000	7 -	2:00.714	+ 0.085	12:03:17.963
3 -	2:00.912	+ 0.283	11:55:11.912	8 -	2:01.104	+ 0.475	12:05:19.067
4 -	2:01.550	+ 0.921	11:57:13.462	9 -	<b>2:00.629</b>		<b>12:07:19.696</b>
5 -	2:01.450	+ 0.821	11:59:14.912				
<b>116</b>	<b>Wayne BUTTERY</b>		S Caterham 7				
1 -	2:06.345	+ 5.450	11:51:11.682	6 -	2:02.893	+ 1.998	12:01:27.657
2 -	2:04.272	+ 3.377	11:53:15.954	7 -	2:02.558	+ 1.663	12:03:30.215
3 -	2:02.303	+ 1.408	11:55:18.257	8 -	2:02.953	+ 2.058	12:05:33.168
4 -	2:02.986	+ 2.091	11:57:21.243	9 -	<b>2:00.895</b>		<b>12:07:34.063</b>

Weather / Track : Sunny / Dry

Oulton Park International  
Circuit Length = 2.6920 miles  
Start: 11:46 End: 12:08

# Easytrack Caterham Graduate (Super)

## QUALIFYING - RACE 6 - LAP ANALYSIS

5 -	2:03.521	+ 2.626	11:59:24.764				
<b>117</b>	<b>Roger FORD</b>		Caterham 7				
1 -	2:02.019	+ 3.465	11:50:45.381	6 -	2:00.737	+ 2.183	12:00:43.241
2 -	1:59.010	+ 0.456	11:52:44.391	7 -	2:01.518	+ 2.964	12:02:44.759
3 -	2:00.172	+ 1.618	11:54:44.563	8 -	1:59.221	+ 0.667	12:04:43.980
4 -	1:59.387	+ 0.833	11:56:43.950	9 -	1:59.056	+ 0.502	12:06:43.036
5 -	<b>1:58.554</b>		<b>11:58:42.504</b>				
<b>118</b>	<b>Andy SKINNER</b>		Caterham 7				
1 -	2:00.868	+ 2.350	11:50:54.933	6 -	<b>1:58.518</b>		<b>12:00:51.113</b>
2 -	1:59.526	+ 1.008	11:52:54.459	7 -	1:59.818	+ 1.300	12:02:50.931
3 -	1:59.550	+ 1.032	11:54:54.009	8 -	1:59.468	+ 0.950	12:04:50.399
4 -	1:59.357	+ 0.839	11:56:53.366	9 -	1:59.064	+ 0.546	12:06:49.463
5 -	1:59.229	+ 0.711	11:58:52.595				
<b>119</b>	<b>Anthony JAFFE</b>		Caterham 7				
1 -	2:21.590	+ 19.843	11:51:56.367	6 -	2:03.172	+ 1.425	12:02:15.374
2 -	2:06.788	+ 5.041	11:54:03.155	7 -	<b>2:01.747</b>		<b>12:04:17.121</b>
3 -	2:03.274	+ 1.527	11:56:06.429	8 -	2:01.846	+ 0.099	12:06:18.967
4 -	2:02.664	+ 0.917	11:58:09.093	9 -	2:02.330	+ 0.583	12:08:21.297
5 -	2:03.109	+ 1.362	12:00:12.202				
<b>120</b>	<b>Reece SOMERFIELD</b>		Caterham 7				
1 -	2:03.620	+ 3.470	11:51:19.869	6 -	<b>2:00.150</b>		<b>12:01:28.508</b>
2 -	2:01.761	+ 1.611	11:53:21.630	7 -	2:00.808	+ 0.658	12:03:29.316
3 -	2:01.657	+ 1.507	11:55:23.287	8 -	2:02.354	+ 2.204	12:05:31.670
4 -	2:02.283	+ 2.133	11:57:25.570	9 -	2:00.440	+ 0.290	12:07:32.110
5 -	2:02.788	+ 2.638	11:59:28.358				
<b>125</b>	<b>Stephen HIRONS</b>		Caterham 7				
1 -	2:07.075	+ 3.558	11:51:10.236	6 -	2:04.855	+ 1.338	12:01:35.072
2 -	2:05.068	+ 1.551	11:53:15.304	7 -	2:06.056	+ 2.539	12:03:41.128
3 -	2:04.780	+ 1.263	11:55:20.084	8 -	2:06.004	+ 2.487	12:05:47.132
4 -	2:04.558	+ 1.041	11:57:24.642	9 -	<b>2:03.517</b>		<b>12:07:50.649</b>
5 -	2:05.575	+ 2.058	11:59:30.217				
<b>127</b>	<b>Michael O'LEARY</b>		Caterham 7				
1 -	2:02.083	+ 2.300	11:50:58.608	6 -	2:01.439	+ 1.656	12:01:05.032
2 -	2:02.464	+ 2.681	11:53:01.072	7 -	2:01.256	+ 1.473	12:03:06.288
3 -	2:00.483	+ 0.700	11:55:01.555	8 -	2:00.636	+ 0.853	12:05:06.924
4 -	2:02.255	+ 2.472	11:57:03.810	9 -	1:59.848	+ 0.065	12:07:06.772
5 -	<b>1:59.783</b>		<b>11:59:03.593</b>				
<b>132</b>	<b>Ian ANDERSON</b>		S Caterham 7				
1 -	2:04.405	+ 4.622	11:51:09.712	6 -	2:04.980	+ 5.197	12:01:21.287
2 -	2:01.405	+ 1.622	11:53:11.117	7 -	2:04.960	+ 5.177	12:03:26.247
3 -	2:01.368	+ 1.585	11:55:12.485	8 -	<b>1:59.783</b>		<b>12:05:26.030</b>
4 -	2:03.082	+ 3.299	11:57:15.567	9 -	2:00.773	+ 0.990	12:07:26.803
5 -	2:00.740	+ 0.957	11:59:16.307				
<b>136</b>	<b>John GIL</b>		S Caterham 7				
1 -	2:08.360	+ 4.567	11:51:35.557	6 -	2:04.621	+ 0.828	12:01:59.898
2 -	2:05.268	+ 1.475	11:53:40.825	7 -	2:05.327	+ 1.534	12:04:05.225
3 -	2:04.253	+ 0.460	11:55:45.078	8 -	2:04.452	+ 0.659	12:06:09.677
4 -	2:04.915	+ 1.122	11:57:49.993	9 -	<b>2:03.793</b>		<b>12:08:13.470</b>
5 -	2:05.284	+ 1.491	11:59:55.277				
<b>139</b>	<b>Mark GREGORY</b>		Caterham 7				
1 -	2:03.142	+ 3.863	11:50:51.084	6 -	1:59.553	+ 0.274	12:00:50.159
2 -	2:00.492	+ 1.213	11:52:51.576	7 -	2:00.031	+ 0.752	12:02:50.190
3 -	1:59.674	+ 0.395	11:54:51.250	8 -	1:59.441	+ 0.162	12:04:49.631

Weather / Track : Sunny / Dry

Oulton Park International  
Circuit Length = 2.6920 miles  
Start: 11:46 End: 12:08

## Easytrack Caterham Graduate (Super)

### QUALIFYING - RACE 6 - LAP ANALYSIS

4 -	1:59.279		11:56:50.529	9 -	2:00.776	+ 1.497	12:06:50.407
5 -	2:00.077	+ 0.798	11:58:50.606				
<b>142</b>	<b>Ian DYBLE</b>		S	Caterham 7			
1 -	2:04.856	+ 1.027	11:51:14.160	6 -	2:04.377	+ 0.548	12:01:35.538
2 -	2:04.300	+ 0.471	11:53:18.460	7 -	2:04.914	+ 1.085	12:03:40.452
3 -	<b>2:03.829</b>		<b>11:55:22.289</b>	8 -	2:04.474	+ 0.645	12:05:44.926
4 -	2:04.886	+ 1.057	11:57:27.175	9 -	2:04.480	+ 0.651	12:07:49.406
5 -	2:03.986	+ 0.157	11:59:31.161				
<b>144</b>	<b>Mark RYHORSKI</b>			Caterham 7			
1 -	2:14.558	+ 13.957	11:51:48.092	6 -	2:01.729	+ 1.128	12:02:01.707
2 -	2:04.007	+ 3.406	11:53:52.099	7 -	2:01.990	+ 1.389	12:04:03.697
3 -	2:03.116	+ 2.515	11:55:55.215	8 -	2:00.779	+ 0.178	12:06:04.476
4 -	2:03.384	+ 2.783	11:57:58.599	9 -	<b>2:00.601</b>		<b>12:08:05.077</b>
5 -	2:01.379	+ 0.778	11:59:59.978				
<b>146</b>	<b>Nick PANCISI</b>			Caterham 7			
1 -	2:13.028	+ 14.377	11:51:58.255	6 -	<b>1:58.651</b>		<b>12:02:02.334</b>
2 -	2:03.968	+ 5.317	11:54:02.223	7 -	1:59.660	+ 1.009	12:04:01.994
3 -	2:00.606	+ 1.955	11:56:02.829	8 -	2:00.912	+ 2.261	12:06:02.906
4 -	2:00.583	+ 1.932	11:58:03.412	9 -	2:01.675	+ 3.024	12:08:04.581
5 -	2:00.271	+ 1.620	12:00:03.683				
<b>148</b>	<b>Daniel MALKIN</b>			Caterham 7			
1 -	2:01.568	+ 2.536	11:50:58.715	6 -	2:00.129	+ 1.097	12:01:26.190
2 -	2:01.489	+ 2.457	11:53:00.204	7 -	1:59.398	+ 0.366	12:03:25.588
3 -	2:01.109	+ 2.077	11:55:01.313	8 -	1:59.794	+ 0.762	12:05:25.382
4 -	2:00.835	+ 1.803	11:57:02.148	9 -	<b>1:59.032</b>		<b>12:07:24.414</b>
5 -	2:23.913	+ 24.881	11:59:26.061				
<b>151</b>	<b>Luke TZOUROU</b>			Caterham 7			
1 -	1:59.456	+ 1.232	11:50:40.452	6 -	1:58.511	+ 0.287	12:00:33.832
2 -	1:59.197	+ 0.973	11:52:39.649	7 -	1:58.455	+ 0.231	12:02:32.287
3 -	1:58.428	+ 0.204	11:54:38.077	8 -	<b>1:58.224</b>		<b>12:04:30.511</b>
4 -	1:58.664	+ 0.440	11:56:36.741	9 -	1:58.450	+ 0.226	12:06:28.961
5 -	1:58.580	+ 0.356	11:58:35.321				
<b>160</b>	<b>Peter HUGHES</b>			Caterham 7			
1 -	2:16.596	+ 11.806	11:51:51.976	5 -	2:05.298	+ 0.508	12:00:15.243
2 -	2:06.448	+ 1.658	11:53:58.424	6 -	2:05.351	+ 0.561	12:02:20.594
3 -	2:05.396	+ 0.606	11:56:03.820	7 -	<b>2:04.790</b>		<b>12:04:25.384</b>
4 -	2:06.125	+ 1.335	11:58:09.945	8 -	2:07.325	+ 2.535	12:06:32.709
<b>170</b>	<b>James POTTER</b>			Caterham 7			
1 -	2:20.139	+ 15.492	11:51:52.539	5 -	2:08.491	+ 3.844	12:00:31.162
2 -	2:10.539	+ 5.892	11:54:03.078	6 -	2:07.930	+ 3.283	12:02:39.092
3 -	2:09.668	+ 5.021	11:56:12.746	7 -	2:04.731	+ 0.084	12:04:43.823
4 -	2:09.925	+ 5.278	11:58:22.671	8 -	<b>2:04.647</b>		<b>12:06:48.470</b>
<b>171</b>	<b>Rob WINROW</b>			Caterham 7			
1 -	2:05.330	+ 4.590	11:51:05.639	6 -	2:04.370	+ 3.630	12:01:27.072
2 -	2:06.285	+ 5.545	11:53:11.924	7 -	2:02.048	+ 1.308	12:03:29.120
3 -	2:01.653	+ 0.913	11:55:13.577	8 -	2:03.104	+ 2.364	12:05:32.224
4 -	2:02.981	+ 2.241	11:57:16.558	9 -	<b>2:00.740</b>		<b>12:07:32.964</b>
5 -	2:06.144	+ 5.404	11:59:22.702				
<b>172</b>	<b>Toby BRIANT</b>			Caterham 7			
1 -	2:02.801	+ 3.350	11:50:58.978	6 -	2:01.205	+ 1.754	12:01:05.342
2 -	2:01.348	+ 1.897	11:53:00.326	7 -	2:00.712	+ 1.261	12:03:06.054
3 -	2:01.087	+ 1.636	11:55:01.413	8 -	1:59.911	+ 0.460	12:05:05.965
4 -	2:01.439	+ 1.988	11:57:02.852	9 -	<b>1:59.451</b>		<b>12:07:05.416</b>

Weather / Track : Sunny / Dry

Oulton Park International  
Circuit Length = 2.6920 miles  
Start: 11:46 End: 12:08

## Easytrack Caterham Graduate (Super)

### QUALIFYING - RACE 6 - LAP ANALYSIS


5 -	2:01.285	+ 1.834	11:59:04.137				
<b>174</b>	<b>William BENJAMIN</b>		Caterham 7				
1 -	2:01.719	+ 2.774	11:50:45.538	6 -	2:00.092	+ 1.147	12:00:45.580
2 -	2:00.464	+ 1.519	11:52:46.002	7 -	2:06.660	+ 7.715	12:02:52.240
3 -	1:59.963	+ 1.018	11:54:45.965	8 -	1:59.331	+ 0.386	12:04:51.571
4 -	1:58.950	+ 0.005	11:56:44.915	9 -	<b>1:58.945</b>		<b>12:06:50.516</b>
5 -	2:00.573	+ 1.628	11:58:45.488				
<b>176</b>	<b>Andrew REDD</b>		Caterham 7				
1 -	2:03.393	+ 2.708	11:51:02.895	6 -	2:04.043	+ 3.358	12:01:46.767
2 -	2:01.121	+ 0.436	11:53:04.016	7 -	2:01.038	+ 0.353	12:03:47.805
3 -	2:01.293	+ 0.608	11:55:05.309	8 -	2:00.841	+ 0.156	12:05:48.646
4 -	<b>2:00.685</b>		<b>11:57:05.994</b>	9 -	2:02.629	+ 1.944	12:07:51.275
5 -	2:36.730	+ 36.045	11:59:42.724				
<b>190</b>	<b>Mark ROBERTS</b>		Caterham 7				
1 -	1:59.847	+ 2.492	11:50:41.807	6 -	1:58.450	+ 1.095	12:00:34.279
2 -	1:58.829	+ 1.474	11:52:40.636	7 -	2:00.876	+ 3.521	12:02:35.155
3 -	1:57.842	+ 0.487	11:54:38.478	8 -	<b>1:57.355</b>		<b>12:04:32.510</b>
4 -	1:58.569	+ 1.214	11:56:37.047	9 -	1:58.305	+ 0.950	12:06:30.815
5 -	1:58.782	+ 1.427	11:58:35.829				

Weather / Track : Sunny / Dry

Oulton Park International  
Circuit Length = 2.6920 miles  
Start: 11:46 End: 12:08

# Easytrack Caterham Graduate (Super)

## RACE 6 - GRID

ROW 15	2:04.647 170 James POTTER	2:04.790 160 Peter HUGHES
ROW 14	2:03.793 136 John GIL	2:03.829 142 Ian DYBLE
ROW 13	2:01.747 119 Anthony JAFFE	2:03.517 125 Stephen HIRONS
ROW 12	2:00.895 116 Wayne BUTTERY	2:01.502 114 Duncan LEWIS
ROW 11	2:00.685 176 Andrew REDD	2:00.740 171 Rob WINROW
ROW 10	2:00.601 144 Mark RYHORSKI	2:00.629 115 Simon PASHLEY
ROW 9	2:00.150 120 Reece SOMERFIELD	2:00.394 108 Gareth CORDEY
ROW 8	1:59.783 127 Michael O'LEARY	1:59.783 132 Ian ANDERSON
ROW 7	1:59.279 139 Mark GREGORY	1:59.451 172 Toby BRIANT
ROW 6	1:58.945 174 William BENJAMIN	1:59.032 148 Daniel MALKIN
ROW 5	1:58.554 117 Roger FORD	1:58.651 146 Nick PANCISI
ROW 4	1:58.224 151 Luke TZOUROU	1:58.518 118 Andy SKINNER
ROW 3	1:57.794 103 Mick WHITEHEAD	1:57.897 110 Dylan STANLEY
ROW 2	1:57.355 190 Mark ROBERTS	1:57.744 107 Neil SHINNER
ROW 1	1:56.428 109 James SIBBET	1:56.836 105 Jamie WARING
<b>Pole</b>		
		

Oulton Park International  
Circuit Length = 2.6920 miles

**These results are provisional until the conclusion of any judicial and technical matters.**

Clerk of Course :

Timekeeper :

# Easytrack Caterham Graduate (Super)

## RACE 6 - CLASSIFICATION

POS	NO	CL	NAME	ENTRY	LAPS	TIME	GAP	DIFF	MPH	BEST	ON
1	109		James SIBBET	Caterham 7	10	19:42.697			81.94	1:57.365	2
2	105		Jamie WARING	Caterham 7	10	19:52.594	9.897	9.897	81.26	1:58.001	6
3	151		Luke TZOUROU	Caterham 7	10	19:58.914	16.217	6.320	80.83	1:57.498	9
4	110		Dylan STANLEY	Caterham 7	10	19:58.943	16.246	0.029	80.83	1:57.642	2
5	107		Neil SHINNER	Caterham 7	10	20:02.680	19.983	3.737	80.58	1:57.265	8
6	148		Daniel MALKIN	Caterham 7	10	20:02.883	20.186	0.203	80.56	1:58.524	8
7	190		Mark ROBERTS	Caterham 7	10	20:03.094	20.397	0.211	80.55	1:58.494	8
8	172		Toby BRIANT	Caterham 7	10	20:08.075	25.378	4.981	80.22	1:58.549	4
9	103		Mick WHITEHEAD	Caterham 7	10	20:08.714	26.017	0.639	80.17	1:57.689	10
10	118		Andy SKINNER	Caterham 7	10	20:10.932	28.235	2.218	80.03	1:58.974	10
11	120 S		Reece SOMERFIELD	Caterham 7	10	20:11.528	28.831	0.596	79.99	1:58.290	8
12	174		William BENJAMIN	Caterham 7	10	20:15.834	33.137	4.306	79.70	1:59.556	10
13	108		Gareth CORDEY	Caterham 7	10	20:15.906	33.209	0.072	79.70	1:59.058	9
14	127		Michael O'LEARY	Caterham 7	10	20:16.051	33.354	0.145	79.69	1:58.915	9
15	115 S		Simon PASHLEY	Caterham 7	10	20:16.328	33.631	0.277	79.67	1:59.671	6
16	176		Andrew REDD	Caterham 7	10	20:18.521	35.824	2.193	79.53	1:58.869	9
17	144		Mark RYHORSKI	Caterham 7	10	20:32.659	49.962	14.138	78.62	1:59.614	5
18	119		Anthony JAFFE	Caterham 7	10	20:35.227	52.530	2.568	78.45	2:01.398	8
19	146		Nick PANCISI	Caterham 7	10	20:35.450	52.753	0.223	78.44	2:00.343	5
20	132 S		Ian ANDERSON	Caterham 7	10	20:36.264	53.567	0.814	78.39	2:01.407	8
21	139		Mark GREGORY	Caterham 7	10	20:40.581	57.884	4.317	78.11	1:59.940	5
22	171		Rob WINROW	Caterham 7	10	20:45.165	1:02.468	4.584	77.83	2:02.156	6
23	116 S		Wayne BUTTERY	Caterham 7	10	20:51.994	1:09.297	6.829	77.40	2:01.427	8
24	136 S		John GIL	Caterham 7	10	20:52.363	1:09.666	0.369	77.38	2:01.866	8
25	125		Stephen HIRONS	Caterham 7	10	20:52.753	1:10.056	0.390	77.36	2:01.841	10
26	114		Duncan LEWIS	Caterham 7	10	20:56.595	1:13.898	3.842	77.12	2:01.426	8
27	170		James POTTER	Caterham 7	10	21:06.204	1:23.507	9.609	76.53	2:03.358	4
28	142 S		Ian DYBLE	Caterham 7	10	21:18.804	1:36.107	12.600	75.78	2:04.862	8
29	160		Peter HUGHES	Caterham 7	10	21:30.175	1:47.478	11.371	75.11	2:05.713	9

NOT CLASSIFIED

DNF	117		Roger FORD	Caterham 7	5	10:04.697	5 laps	5 laps	80.13	1:58.338	3
-----	-----	--	------------	------------	---	-----------	--------	--------	-------	----------	---

FASTEST LAP

107			Neil SHINNER	Caterham 7	8	1:57.265	82.64 mph	133.00 kph
120 S			Reece SOMERFIELD	Caterham 7	8	1:58.290	81.92 mph	131.85 kph

Weather / Track : Bright / Dry

These results are provisional until the conclusion of any judicial and technical matters.

Oulton Park International  
Circuit Length = 2.6920 miles  
Start: 16:14 End: 16:35

Clerk of Course :	Timekeeper :
-------------------	--------------

# Easytrack Caterham Graduate (Super)

## RACE 6 - LAP CHART

Lap 1			Lap 2			Lap 3			Lap 4			Lap 5		
No	Behind	Laptime	No	Behind	Laptime	No	Behind	Laptime	No	Behind	Laptime	No	Behind	Laptime
109		2:03.318	109		1:57.365	109		1:58.000	109		1:57.585	109		1:57.489
105	0.716	2:04.034	105	1.677	1:58.326	105	3.156	1:59.479	107	4.387	1:58.701	103	6.059	1:58.781
190	1.558	2:04.876	107	2.386	1:57.899	107	3.271	1:58.885	105	4.717	1:59.146	105	7.256	2:00.028
107	1.852	2:05.170	103	2.698	1:57.839	110	3.591	1:58.774	103	4.767	1:58.659	110	10.115	2:02.298
103	2.224	2:05.542	190	2.812	1:58.619	103	3.693	1:58.995	110	5.306	1:59.300	107	10.199	2:03.301
110	2.540	2:05.858	110	2.817	1:57.642	190	4.182	1:59.370	190	5.725	1:59.128	190	10.413	2:02.177
117	2.937	2:06.255	117	4.383	1:58.811	117	4.721	1:58.338	117	6.143	1:59.007	117	10.940	2:02.286
151	4.833	2:08.151	148	8.106	2:00.507	151	10.594	2:00.480	151	12.675	1:59.666	151	13.352	1:58.166
148	4.964	2:08.282	151	8.114	2:00.646	148	10.601	2:00.495	148	12.741	1:59.725	148	13.806	1:58.554
118	5.060	2:08.378	172	9.774	2:01.089	172	12.260	2:00.486	172	13.224	1:58.549	172	15.244	1:59.509
172	6.050	2:09.368	118	9.832	2:02.137	118	12.838	2:01.006	118	17.306	2:02.053	118	19.960	2:00.143
174	6.370	2:09.688	174	10.001	2:00.996	174	12.934	2:00.933	174	17.796	2:02.447	174	20.061	1:59.754
146	6.847	2:10.165	146	10.221	2:00.739	146	13.207	2:00.986	120	17.883	2:01.839	120	20.365	1:59.971
127	7.220	2:10.538	127	11.427	2:01.572	120	13.629	1:59.906	108	17.934	2:00.629	108	20.485	2:00.040
108	7.753	2:11.071	120	11.723	1:59.522	127	14.338	2:00.911	146	18.020	2:02.398	146	20.874	2:00.343
144	9.019	2:12.337	108	11.958	2:01.570	108	14.890	2:00.932	127	18.751	2:01.998	127	21.319	2:00.057
120	9.566	2:12.884	144	12.250	2:00.596	144	15.263	2:01.013	139	19.814	2:01.340	139	22.265	1:59.940
139	10.429	2:13.747	139	13.075	2:00.011	139	16.059	2:00.984	144	20.301	2:02.623	144	22.426	1:59.614
115	10.843	2:14.161	115	13.993	2:00.515	115	16.460	2:00.467	115	20.746	2:01.871	115	23.274	2:00.017
132	11.628	2:14.946	176	16.054	2:01.605	176	17.851	1:59.797	176	21.993	2:01.727	176	23.828	1:59.324
176	11.814	2:15.132	119	17.018	2:01.893	119	21.457	2:02.439	119	26.001	2:02.129	119	31.066	2:02.554
119	12.490	2:15.808	132	18.736	2:04.473	132	23.290	2:02.554	132	28.470	2:02.765	132	33.063	2:02.082
171	13.520	2:16.838	171	19.592	2:03.437	171	24.416	2:02.824	171	29.169	2:02.338	171	34.015	2:02.335
116	14.477	2:17.795	125	23.820	2:06.622	125	30.925	2:05.105	116	37.094	2:03.282	116	42.315	2:02.710
125	14.563	2:17.881	116	25.370	2:08.258	114	31.131	2:03.677	114	37.392	2:03.846	125	42.419	2:01.865
114	14.983	2:18.301	114	25.454	2:07.836	116	31.397	2:04.027	125	38.043	2:04.703	114	43.072	2:03.169
136	15.341	2:18.659	136	25.653	2:07.677	136	31.916	2:04.263	136	38.432	2:04.101	136	43.398	2:02.455
142	15.873	2:19.191	142	25.819	2:07.311	170	36.562	2:06.106	170	42.335	2:03.358	170	48.762	2:03.916
170	16.339	2:19.657	160	27.329	2:07.520	142	42.347	2:14.528	142	49.855	2:05.093	142	57.567	2:05.201
160	17.174	2:20.492	170	28.456	2:09.482	160	46.542	2:17.213	160	55.021	2:06.064	160	1:04.234	2:06.702

Weather / Track : Bright / Dry

Oulton Park International  
Circuit Length = 2.6920 miles  
Start: 16:14 End: 16:35

# Easytrack Caterham Graduate (Super)

## RACE 6 - LAP CHART

Lap 6			Lap 7			Lap 8			Lap 9			Lap 10		
No	Behind	Laptime	No	Behind	Laptime	No	Behind	Laptime	No	Behind	Laptime	No	Behind	Laptime
109		1:57.497	109		1:57.824	109		1:57.618	109		1:57.808	109		1:58.193
103	7.186	1:58.624	105	8.167	1:58.231	105	9.228	1:58.679	105	9.599	1:58.179	105	9.897	1:58.491
105	7.760	1:58.001	110	12.537	1:58.668	110	13.159	1:58.240	110	13.849	1:58.498	151	16.217	2:00.235
110	11.693	1:59.075	151	14.315	1:57.946	151	14.485	1:57.788	151	14.175	1:57.498	110	16.246	2:00.590
151	14.193	1:58.338	148	17.199	1:58.666	148	18.105	1:58.524	148	19.219	1:58.922	107	19.983	1:58.848
190	15.989	2:03.073	190	17.286	1:59.121	190	18.162	1:58.494	107	19.328	1:57.912	148	20.186	1:59.160
148	16.357	2:00.048	107	19.577	1:58.609	107	19.224	1:57.265	190	19.630	1:59.276	190	20.397	1:58.960
172	18.751	2:01.004	172	20.281	1:59.354	172	21.238	1:58.575	172	22.886	1:59.456	172	25.378	2:00.685
107	18.792	2:06.090	118	24.606	1:59.804	103	25.793	1:57.832	103	26.521	1:58.536	103	26.017	1:57.689
118	22.626	2:00.163	103	25.579	2:16.217	118	26.239	1:59.251	118	27.454	1:59.023	118	28.235	1:58.974
174	23.549	2:00.985	174	26.006	2:00.281	120	26.886	1:58.290	120	28.078	1:59.000	120	28.831	1:58.946
108	23.857	2:00.869	120	26.214	2:00.134	108	28.886	1:59.976	108	30.136	1:59.058	174	33.137	1:59.556
120	23.904	2:01.036	108	26.528	2:00.495	127	29.698	2:00.474	127	30.805	1:58.915	108	33.209	2:01.266
146	24.972	2:01.595	127	26.842	1:59.677	174	29.820	2:01.432	174	31.774	1:59.762	127	33.354	2:00.742
127	24.989	2:01.167	115	28.040	2:00.416	115	30.195	1:59.773	115	32.084	1:59.697	115	33.631	1:59.740
139	25.155	2:00.387	176	29.169	2:00.375	176	31.688	2:00.137	176	32.749	1:58.869	176	35.824	2:01.268
115	25.448	1:59.671	144	38.366	2:07.761	144	42.457	2:01.709	144	46.703	2:02.054	144	49.962	2:01.452
176	26.618	2:00.287	119	41.284	2:03.064	119	45.064	2:01.398	119	48.864	2:01.608	119	52.530	2:01.859
144	28.429	2:03.500	132	41.777	2:02.243	132	45.566	2:01.407	132	49.937	2:02.179	146	52.753	2:00.929
119	36.044	2:02.475	146	44.245	2:17.097	146	47.379	2:00.752	146	50.017	2:00.446	132	53.567	2:01.823
132	37.358	2:01.792	171	44.581	2:03.731	171	50.096	2:03.133	139	55.576	2:01.030	139	57.884	2:00.501
171	38.674	2:02.156	139	48.612	2:21.281	139	52.354	2:01.360	171	56.807	2:04.519	171	1:02.468	2:03.854
125	48.420	2:03.498	125	52.579	2:01.983	114	58.455	2:01.426	114	1:02.216	2:01.569	116	1:09.297	2:02.386
114	49.233	2:03.658	114	54.647	2:03.238	125	58.646	2:03.685	116	1:05.104	2:04.201	136	1:09.666	2:02.704
116	49.455	2:04.637	116	54.902	2:03.271	116	58.711	2:01.427	136	1:05.155	2:03.602	125	1:10.056	2:01.841
136	49.599	2:03.698	136	55.113	2:03.338	136	59.361	2:01.866	125	1:06.408	2:05.570	114	1:13.898	2:09.875
170	56.938	2:05.673	170	1:03.269	2:04.155	170	1:10.360	2:04.709	170	1:17.164	2:04.612	170	1:23.507	2:04.536
142	1:05.386	2:05.316	142	1:12.440	2:04.878	142	1:19.684	2:04.862	142	1:27.376	2:05.500	142	1:36.107	2:06.924
160	1:14.034	2:07.297	160	1:22.878	2:06.668	160	1:31.652	2:06.392	160	1:39.557	2:05.713	160	1:47.478	2:06.114

Weather / Track : Bright / Dry

Oulton Park International  
Circuit Length = 2.6920 miles  
Start: 16:14 End: 16:35