



# NATIONAL CHAMPIONSHIP RACE MEETING

**Mallory Park**

**10th May 2009**



**Results Provided by Timing Solutions Ltd**  
[www.tsl-timing.com](http://www.tsl-timing.com)

# Bookatrack.com Caterham Graduate Championship - Super Graduates

## QUALIFYING - RACES 1 + 5 - CLASSIFICATION

POS	NO	CL	NAME	ENTRY	TIME	ON	LAPS	GAP	DIFF	MPH
1	181		Tim GUDGEON-OSTERRITTER	Caterham 7	52.275	10	11			92.96
2	190		David PEARCE	Caterham 7	52.336	12	15	0.061	0.061	92.86
3	124		Jamie WARING	Caterham 7	52.635	14	15	0.360	0.299	92.33
4	155		Darrell WILSON	Caterham 7	52.709	12	15	0.434	0.074	92.20
5	115		Mick WHITEHEAD	Caterham 7	52.723	5	15	0.448	0.014	92.17
6	101		Trevor NEWMAN	Caterham 7	52.780	10	11	0.505	0.057	92.07
7	109		Roger FORD	Caterham 7	52.841	6	15	0.566	0.061	91.97
8	141		Kevin DODD	Caterham 7	52.870	6	15	0.595	0.029	91.92
9	102		Edward BENSON	Caterham 7	52.893	8	15	0.618	0.023	91.88
10	116		Kenny YOUNG	Caterham 7	52.911	12	15	0.636	0.018	91.85
11	171		Rob WINROW	Caterham 7	52.927	15	15	0.652	0.016	91.82
12	188		Alan HARBER	Caterham 7	52.972	9	15	0.697	0.045	91.74
13	106		Paul TURLEY	Caterham 7	52.989	15	15	0.714	0.017	91.71
14	174		William BENJAMIN	Caterham 7	53.079	9	15	0.804	0.090	91.56
15	134		Dylan STANLEY	Caterham 7	53.082	12	15	0.807	0.003	91.55
16	173		Oliver BENJAMIN	Caterham 7	53.097	15	15	0.822	0.015	91.52
17	132		Martin GEE	Caterham 7	53.115	6	15	0.840	0.018	91.49
18	157		Ben ROCKEY	caterham 7	53.138	6	15	0.863	0.023	91.45
19	112		Steve HUMPHREYS	Caterham 7	53.141	15	15	0.866	0.003	91.45
20	180		Toby BRIANT	Caterham 7	53.237	4	8	0.962	0.096	91.28
21	119		Neil SHINNER	Caterham 7	53.288	12	15	1.013	0.051	91.20
22	114		Yolande HUMPHREYS	Caterham 7	53.329	15	15	1.054	0.041	91.13
23	121		Andy SKINNER	Caterham 7	53.349	9	14	1.074	0.020	91.09
24	175		Nick BUDIBENT	Caterham 7	53.419	15	15	1.144	0.070	90.97
25	131		Colin JARDINE	Caterham 7	53.461	5	14	1.186	0.042	90.90
26	128		Martin KAY	Caterham 7	53.644	9	15	1.369	0.183	90.59
27	176		Andrew REDD	Caterham 7	53.695	9	15	1.420	0.051	90.51
28	127		Gareth CORDEY	Caterham 7	53.716	8	14	1.441	0.021	90.47
29	126		Chris WILLIAMS	Caterham 7	53.729	5	15	1.454	0.013	90.45
30	133		Jonathan MILLER	Caterham 7	53.740	14	15	1.465	0.011	90.43
31	146		Nick PANCISI	Caterham 7	53.884	5	15	1.609	0.144	90.19
32	129		Richard GREEN	Caterham 7	53.955	6	13	1.680	0.071	90.07
33	170		James POTTER	Caterham 7	53.972	10	14	1.697	0.017	90.04
34	151		Simon BONSER	Caterham 7	54.014	12	15	1.739	0.042	89.97
35	150		Stephen HIRONS	Caterham 1.6 K series	54.323	13	14	2.048	0.309	89.46
36	160		Peter HUGHES	Caterham 7	54.460	13	14	2.185	0.137	89.23

CARS 101, 129 - TRANSPONDERS NOT WORKING PLEASE FIX

Weather / Track : Bright / Dry

These results are provisional until the conclusion of any judicial and technical matters.

Mallory Park  
Circuit Length = 1.3500 miles  
Start: 09:31 End: 09:53

Clerk of Course :		Timekeeper :
-------------------	--	--------------

# Bookatrack.com Caterham Graduate Championship - Super Graduates

## QUALIFYING - RACES 1 + 5 - LAP ANALYSIS

<b>101</b>	<b>Trevor NEWMAN</b>		<b>Caterham 7</b>				
1 -	55.645	+ 2.865	9:33:49.232	7 -	53.149	+ 0.369	9:40:56.736
2 -	53.175	+ 0.395	9:34:42.407	8 -	52.991	+ 0.211	9:41:49.727
3 -	1:46.681	+ 53.901	9:36:29.088	9 -	54.049	+ 1.269	9:42:43.776
4 -	1:47.562	+ 54.782	9:38:16.650	10 -	<b>52.780</b>		<b>9:43:36.556</b>
5 -	53.453	+ 0.673	9:39:10.103	11 -	2:53.213	+ 2:00.433	9:46:29.769
6 -	53.484	+ 0.704	9:40:03.587				
<b>102</b>	<b>Edward BENSON</b>		<b>Caterham 7</b>				
1 -	55.921	+ 3.028	9:34:03.730	9 -	52.938	+ 0.045	9:41:16.681
2 -	55.690	+ 2.797	9:34:59.420	10 -	53.521	+ 0.628	9:42:10.202
3 -	54.661	+ 1.768	9:35:54.081	11 -	53.517	+ 0.624	9:43:03.719
4 -	54.415	+ 1.522	9:36:48.496	12 -	53.205	+ 0.312	9:43:56.924
5 -	53.936	+ 1.043	9:37:42.432	13 -	53.617	+ 0.724	9:44:50.541
6 -	53.402	+ 0.509	9:38:35.834	14 -	53.279	+ 0.386	9:45:43.820
7 -	55.016	+ 2.123	9:39:30.850	15 -	53.599	+ 0.706	9:46:37.419
8 -	<b>52.893</b>		<b>9:40:23.743</b>				
<b>106</b>	<b>Paul TURLEY</b>		<b>Caterham 7</b>				
1 -	54.996	+ 2.007	9:33:50.501	9 -	53.626	+ 0.637	9:40:59.459
2 -	54.088	+ 1.099	9:34:44.589	10 -	53.784	+ 0.795	9:41:53.243
3 -	53.240	+ 0.251	9:35:37.829	11 -	53.415	+ 0.426	9:42:46.658
4 -	53.576	+ 0.587	9:36:31.405	12 -	53.351	+ 0.362	9:43:40.009
5 -	53.098	+ 0.109	9:37:24.503	13 -	53.635	+ 0.646	9:44:33.644
6 -	53.588	+ 0.599	9:38:18.091	14 -	55.286	+ 2.297	9:45:28.930
7 -	54.355	+ 1.366	9:39:12.446	15 -	<b>52.989</b>		<b>9:46:21.919</b>
8 -	53.387	+ 0.398	9:40:05.833				
<b>109</b>	<b>Roger FORD</b>		<b>Caterham 7</b>				
1 -	1:14.486	+ 21.645	9:33:50.355	9 -	53.289	+ 0.448	9:41:01.677
2 -	54.708	+ 1.867	9:34:45.063	10 -	53.390	+ 0.549	9:41:55.067
3 -	54.860	+ 2.019	9:35:39.923	11 -	53.052	+ 0.211	9:42:48.119
4 -	53.407	+ 0.566	9:36:33.330	12 -	53.324	+ 0.483	9:43:41.443
5 -	53.149	+ 0.308	9:37:26.479	13 -	53.448	+ 0.607	9:44:34.891
6 -	<b>52.841</b>		<b>9:38:19.320</b>	14 -	53.513	+ 0.672	9:45:28.404
7 -	55.461	+ 2.620	9:39:14.781	15 -	53.729	+ 0.888	9:46:22.133
8 -	53.607	+ 0.766	9:40:08.388				
<b>112</b>	<b>Steve HUMPHREYS</b>		<b>Caterham 7</b>				
1 -	1:05.840	+ 12.699	9:33:48.424	9 -	53.826	+ 0.685	9:41:03.494
2 -	56.042	+ 2.901	9:34:44.466	10 -	54.587	+ 1.446	9:41:58.081
3 -	55.169	+ 2.028	9:35:39.635	11 -	53.807	+ 0.666	9:42:51.888
4 -	53.978	+ 0.837	9:36:33.613	12 -	53.541	+ 0.400	9:43:45.429
5 -	53.965	+ 0.824	9:37:27.578	13 -	53.911	+ 0.770	9:44:39.340
6 -	54.505	+ 1.364	9:38:22.083	14 -	53.265	+ 0.124	9:45:32.605
7 -	53.643	+ 0.502	9:39:15.726	15 -	<b>53.141</b>		<b>9:46:25.746</b>
8 -	53.942	+ 0.801	9:40:09.668				
<b>114</b>	<b>Yolande HUMPHREYS</b>		<b>Caterham 7</b>				
1 -	1:01.433	+ 8.104	9:33:47.490	9 -	53.830	+ 0.501	9:41:05.347
2 -	55.935	+ 2.606	9:34:43.425	10 -	55.311	+ 1.982	9:42:00.658
3 -	56.883	+ 3.554	9:35:40.308	11 -	53.976	+ 0.647	9:42:54.634
4 -	54.202	+ 0.873	9:36:34.510	12 -	53.761	+ 0.432	9:43:48.395
5 -	54.217	+ 0.888	9:37:28.727	13 -	55.517	+ 2.188	9:44:43.912
6 -	53.927	+ 0.598	9:38:22.654	14 -	53.441	+ 0.112	9:45:37.353
7 -	54.365	+ 1.036	9:39:17.019	15 -	<b>53.329</b>		<b>9:46:30.682</b>
8 -	54.498	+ 1.169	9:40:11.517				
<b>115</b>	<b>Mick WHITEHEAD</b>		<b>Caterham 7</b>				
1 -	58.880	+ 6.157	9:34:23.231	9 -	1:01.602	+ 8.879	9:41:40.622
2 -	57.145	+ 4.422	9:35:20.376	10 -	53.194	+ 0.471	9:42:33.816
3 -	53.372	+ 0.649	9:36:13.748	11 -	52.942	+ 0.219	9:43:26.758
4 -	53.339	+ 0.616	9:37:07.087	12 -	53.025	+ 0.302	9:44:19.783

Weather / Track : Bright / Dry

# Bookatrack.com Caterham Graduate Championship - Super Graduates

## QUALIFYING - RACES 1 + 5 - LAP ANALYSIS

5 -	52.723		9:37:59.810	13 -	53.260	+ 0.537	9:45:13.043
6 -	52.806	+ 0.083	9:38:52.616	14 -	53.114	+ 0.391	9:46:06.157
7 -	53.381	+ 0.658	9:39:45.997	15 -	55.985	+ 3.262	9:47:02.142
8 -	53.023	+ 0.300	9:40:39.020				
<b>116</b>	<b>Kenny YOUNG</b>			<b>Caterham 7</b>			
1 -	56.342	+ 3.431	9:33:54.737	9 -	53.396	+ 0.485	9:41:08.872
2 -	54.612	+ 1.701	9:34:49.349	10 -	53.875	+ 0.964	9:42:02.747
3 -	54.673	+ 1.762	9:35:44.022	11 -	54.054	+ 1.143	9:42:56.801
4 -	54.728	+ 1.817	9:36:38.750	12 -	<b>52.911</b>		<b>9:43:49.712</b>
5 -	54.085	+ 1.174	9:37:32.835	13 -	53.699	+ 0.788	9:44:43.411
6 -	54.546	+ 1.635	9:38:27.381	14 -	53.491	+ 0.580	9:45:36.902
7 -	54.548	+ 1.637	9:39:21.929	15 -	53.720	+ 0.809	9:46:30.622
8 -	53.547	+ 0.636	9:40:15.476				
<b>119</b>	<b>Neil SHINNER</b>			<b>Caterham 7</b>			
1 -	57.159	+ 3.871	9:33:55.022	9 -	53.924	+ 0.636	9:41:13.649
2 -	55.009	+ 1.721	9:34:50.031	10 -	53.457	+ 0.169	9:42:07.106
3 -	54.598	+ 1.310	9:35:44.629	11 -	54.009	+ 0.721	9:43:01.115
4 -	55.800	+ 2.512	9:36:40.429	12 -	<b>53.288</b>		<b>9:43:54.403</b>
5 -	54.105	+ 0.817	9:37:34.534	13 -	53.941	+ 0.653	9:44:48.344
6 -	57.463	+ 4.175	9:38:31.997	14 -	53.514	+ 0.226	9:45:41.858
7 -	54.086	+ 0.798	9:39:26.083	15 -	54.048	+ 0.760	9:46:35.906
8 -	53.642	+ 0.354	9:40:19.725				
<b>121</b>	<b>Andy SKINNER</b>			<b>Caterham 7</b>			
1 -	57.762	+ 4.413	9:34:11.955	8 -	54.029	+ 0.680	9:40:37.642
2 -	53.671	+ 0.322	9:35:05.626	9 -	<b>53.349</b>		<b>9:41:30.991</b>
3 -	54.912	+ 1.563	9:36:00.538	10 -	57.118	+ 3.769	9:42:28.109
4 -	54.507	+ 1.158	9:36:55.045	11 -	56.436	+ 3.087	9:43:24.545
5 -	53.763	+ 0.414	9:37:48.808	12 -	1:09.016	+ 15.667	9:44:33.561
6 -	55.689	+ 2.340	9:38:44.497	13 -	56.817	+ 3.468	9:45:30.378
7 -	59.116	+ 5.767	9:39:43.613	14 -	53.383	+ 0.034	9:46:23.761
<b>124</b>	<b>Jamie WARING</b>			<b>Caterham 7</b>			
1 -	55.864	+ 3.229	9:33:50.125	9 -	53.118	+ 0.483	9:41:40.531
2 -	53.849	+ 1.214	9:34:43.974	10 -	53.049	+ 0.414	9:42:33.580
3 -	53.701	+ 1.066	9:35:37.675	11 -	52.820	+ 0.185	9:43:26.400
4 -	52.975	+ 0.340	9:36:30.650	12 -	52.646	+ 0.011	9:44:19.046
5 -	52.851	+ 0.216	9:37:23.501	13 -	53.690	+ 1.055	9:45:12.736
6 -	53.553	+ 0.918	9:38:17.054	14 -	<b>52.635</b>		<b>9:46:05.371</b>
7 -	1:37.262	+ 44.627	9:39:54.316	15 -	53.463	+ 0.828	9:46:58.834
8 -	53.097	+ 0.462	9:40:47.413				
<b>126</b>	<b>Chris WILLIAMS</b>			<b>Caterham 7</b>			
1 -	56.517	+ 2.788	9:33:55.159	9 -	53.875	+ 0.146	9:41:10.453
2 -	55.009	+ 1.280	9:34:50.168	10 -	54.449	+ 0.720	9:42:04.902
3 -	54.698	+ 0.969	9:35:44.866	11 -	54.063	+ 0.334	9:42:58.965
4 -	55.168	+ 1.439	9:36:40.034	12 -	54.395	+ 0.666	9:43:53.360
5 -	<b>53.729</b>		<b>9:37:33.763</b>	13 -	54.015	+ 0.286	9:44:47.375
6 -	53.773	+ 0.044	9:38:27.536	14 -	53.959	+ 0.230	9:45:41.334
7 -	55.037	+ 1.308	9:39:22.573	15 -	54.047	+ 0.318	9:46:35.381
8 -	54.005	+ 0.276	9:40:16.578				
<b>127</b>	<b>Gareth CORDEY</b>			<b>Caterham 7</b>			
1 -	54.995	+ 1.279	9:34:01.096	8 -	<b>53.716</b>		<b>9:40:48.815</b>
2 -	57.478	+ 3.762	9:34:58.574	9 -	54.806	+ 1.090	9:41:43.621
3 -	55.697	+ 1.981	9:35:54.271	10 -	54.396	+ 0.680	9:42:38.017
4 -	1:17.507	+ 23.791	9:37:11.778	11 -	54.000	+ 0.284	9:43:32.017
5 -	55.181	+ 1.465	9:38:06.959	12 -	54.563	+ 0.847	9:44:26.580
6 -	54.023	+ 0.307	9:39:00.982	13 -	54.214	+ 0.498	9:45:20.794
7 -	54.117	+ 0.401	9:39:55.099	14 -	54.157	+ 0.441	9:46:14.951

Weather / Track : Bright / Dry

www.tsl-timing.com

Page 2 of 6

Mallory Park  
Circuit Length = 1.3500 miles  
Start: 09:31 End: 09:53

Printed - 11.06 Sunday, 10 May 2009

# Bookatrack.com Caterham Graduate Championship - Super Graduates

## QUALIFYING - RACES 1 + 5 - LAP ANALYSIS

<b>128</b>	<b>Martin KAY</b>						<b>Caterham 7</b>	
1 -	55.788	+ 2.144	9:34:07.545	9 -	<b>53.644</b>		<b>9:41:26.508</b>	
2 -	57.005	+ 3.361	9:35:04.550	10 -	55.327	+ 1.683	9:42:21.835	
3 -	54.972	+ 1.328	9:35:59.522	11 -	54.636	+ 0.992	9:43:16.471	
4 -	54.353	+ 0.709	9:36:53.875	12 -	54.402	+ 0.758	9:44:10.873	
5 -	54.167	+ 0.523	9:37:48.042	13 -	55.223	+ 1.579	9:45:06.096	
6 -	53.912	+ 0.268	9:38:41.954	14 -	53.736	+ 0.092	9:45:59.832	
7 -	56.847	+ 3.203	9:39:38.801	15 -	54.204	+ 0.560	9:46:54.036	
8 -	54.063	+ 0.419	9:40:32.864					
<b>129</b>	<b>Richard GREEN</b>						<b>Caterham 7</b>	
1 -	55.850	+ 1.895	9:34:05.329	8 -	54.500	+ 0.545	9:40:31.301	
2 -	56.860	+ 2.905	9:35:02.189	9 -	54.505	+ 0.550	9:41:25.806	
3 -	54.576	+ 0.621	9:35:56.765	10 -	55.327	+ 1.372	9:42:21.133	
4 -	54.793	+ 0.838	9:36:51.558	11 -	2:47.156	+ 1:53.201	9:45:08.289	
5 -	54.593	+ 0.638	9:37:46.151	12 -	54.856	+ 0.901	9:46:03.145	
6 -	<b>53.955</b>		<b>9:38:40.106</b>	13 -	54.515	+ 0.560	9:46:57.660	
7 -	56.695	+ 2.740	9:39:36.801					
<b>131</b>	<b>Colin JARDINE</b>						<b>Caterham 7</b>	
1 -	1:04.913	+ 11.452	9:34:37.436	8 -	54.276	+ 0.815	9:41:06.932	
2 -	58.347	+ 4.886	9:35:35.783	9 -	55.430	+ 1.969	9:42:02.362	
3 -	54.762	+ 1.301	9:36:30.545	10 -	55.646	+ 2.185	9:42:58.008	
4 -	54.701	+ 1.240	9:37:25.246	11 -	54.078	+ 0.617	9:43:52.086	
5 -	<b>53.461</b>		<b>9:38:18.707</b>	12 -	54.265	+ 0.804	9:44:46.351	
6 -	58.083	+ 4.622	9:39:16.790	13 -	53.920	+ 0.459	9:45:40.271	
7 -	55.866	+ 2.405	9:40:12.656	14 -	1:00.156	+ 6.695	9:46:40.427	
<b>132</b>	<b>Martin GEE</b>						<b>Caterham 7</b>	
1 -	57.564	+ 4.449	9:34:23.014	9 -	53.793	+ 0.678	9:41:37.166	
2 -	54.857	+ 1.742	9:35:17.871	10 -	54.292	+ 1.177	9:42:31.458	
3 -	53.689	+ 0.574	9:36:11.560	11 -	53.365	+ 0.250	9:43:24.823	
4 -	55.093	+ 1.978	9:37:06.653	12 -	53.678	+ 0.563	9:44:18.501	
5 -	53.869	+ 0.754	9:38:00.522	13 -	54.083	+ 0.968	9:45:12.584	
6 -	<b>53.115</b>		<b>9:38:53.637</b>	14 -	54.611	+ 1.496	9:46:07.195	
7 -	55.857	+ 2.742	9:39:49.494	15 -	1:01.329	+ 8.214	9:47:08.524	
8 -	53.879	+ 0.764	9:40:43.373					
<b>133</b>	<b>Jonathan MILLER</b>						<b>Caterham 7</b>	
1 -	56.746	+ 3.006	9:34:04.908	9 -	53.963	+ 0.223	9:41:23.129	
2 -	56.673	+ 2.933	9:35:01.581	10 -	54.382	+ 0.642	9:42:17.511	
3 -	53.991	+ 0.251	9:35:55.572	11 -	55.429	+ 1.689	9:43:12.940	
4 -	54.721	+ 0.981	9:36:50.293	12 -	55.236	+ 1.496	9:44:08.176	
5 -	53.818	+ 0.078	9:37:44.111	13 -	54.145	+ 0.405	9:45:02.321	
6 -	53.873	+ 0.133	9:38:37.984	14 -	<b>53.740</b>		<b>9:45:56.061</b>	
7 -	56.930	+ 3.190	9:39:34.914	15 -	53.997	+ 0.257	9:46:50.058	
8 -	54.252	+ 0.512	9:40:29.166					
<b>134</b>	<b>Dylan STANLEY</b>						<b>Caterham 7</b>	
1 -	55.317	+ 2.235	9:34:06.874	9 -	54.454	+ 1.372	9:41:35.306	
2 -	56.092	+ 3.010	9:35:02.966	10 -	53.650	+ 0.568	9:42:28.956	
3 -	1:01.691	+ 8.609	9:36:04.657	11 -	53.311	+ 0.229	9:43:22.267	
4 -	59.710	+ 6.628	9:37:04.367	12 -	<b>53.082</b>		<b>9:44:15.349</b>	
5 -	53.286	+ 0.204	9:37:57.653	13 -	53.429	+ 0.347	9:45:08.778	
6 -	53.124	+ 0.042	9:38:50.777	14 -	56.995	+ 3.913	9:46:05.773	
7 -	56.864	+ 3.782	9:39:47.641	15 -	53.563	+ 0.481	9:46:59.336	
8 -	53.211	+ 0.129	9:40:40.852					
<b>141</b>	<b>Kevin DODD</b>						<b>Caterham 7</b>	
1 -	59.254	+ 6.384	9:34:13.087	9 -	53.328	+ 0.458	9:41:27.238	
2 -	54.590	+ 1.720	9:35:07.677	10 -	54.759	+ 1.889	9:42:21.997	
3 -	54.284	+ 1.414	9:36:01.961	11 -	53.738	+ 0.868	9:43:15.735	
4 -	54.246	+ 1.376	9:36:56.207	12 -	55.510	+ 2.640	9:44:11.245	

Mallory Park  
 Circuit Length = 1.3500 miles  
 Start: 09:31 End: 09:53

Weather / Track : Bright / Dry

# Bookatrack.com Caterham Graduate Championship - Super Graduates

## QUALIFYING - RACES 1 + 5 - LAP ANALYSIS

5 -	53.495	+ 0.625	9:37:49.702	13 -	54.317	+ 1.447	9:45:05.562
6 -	<b>52.870</b>		<b>9:38:42.572</b>	14 -	53.949	+ 1.079	9:45:59.511
7 -	57.044	+ 4.174	9:39:39.616	15 -	53.609	+ 0.739	9:46:53.120
8 -	54.294	+ 1.424	9:40:33.910				
<b>146</b>	<b>Nick PANCISI</b>			<b>Caterham 7</b>			
1 -	57.816	+ 3.932	9:34:12.591	9 -	54.336	+ 0.452	9:41:33.098
2 -	54.348	+ 0.464	9:35:06.939	10 -	57.223	+ 3.339	9:42:30.321
3 -	56.985	+ 3.101	9:36:03.924	11 -	54.854	+ 0.970	9:43:25.175
4 -	57.074	+ 3.190	9:37:00.998	12 -	55.477	+ 1.593	9:44:20.652
5 -	<b>53.884</b>		<b>9:37:54.882</b>	13 -	54.632	+ 0.748	9:45:15.284
6 -	54.161	+ 0.277	9:38:49.043	14 -	54.570	+ 0.686	9:46:09.854
7 -	55.035	+ 1.151	9:39:44.078	15 -	54.431	+ 0.547	9:47:04.285
8 -	54.684	+ 0.800	9:40:38.762				
<b>150</b>	<b>Stephen HIRONS</b>			<b>Caterham 1.6 K series</b>			
1 -	1:02.568	+ 8.245	9:34:34.406	8 -	55.354	+ 1.031	9:41:11.277
2 -	58.955	+ 4.632	9:35:33.361	9 -	55.012	+ 0.689	9:42:06.289
3 -	58.023	+ 3.700	9:36:31.384	10 -	56.221	+ 1.898	9:43:02.510
4 -	55.842	+ 1.519	9:37:27.226	11 -	55.032	+ 0.709	9:43:57.542
5 -	56.800	+ 2.477	9:38:24.026	12 -	54.356	+ 0.033	9:44:51.898
6 -	55.388	+ 1.065	9:39:19.414	13 -	<b>54.323</b>		<b>9:45:46.221</b>
7 -	56.509	+ 2.186	9:40:15.923	14 -	54.372	+ 0.049	9:46:40.593
<b>151</b>	<b>Simon BONSER</b>			<b>Caterham 7</b>			
1 -	55.794	+ 1.780	9:34:06.748	9 -	54.270	+ 0.256	9:41:29.912
2 -	57.550	+ 3.536	9:35:04.298	10 -	54.716	+ 0.702	9:42:24.628
3 -	56.873	+ 2.859	9:36:01.171	11 -	54.325	+ 0.311	9:43:18.953
4 -	54.606	+ 0.592	9:36:55.777	12 -	<b>54.014</b>		<b>9:44:12.967</b>
5 -	55.116	+ 1.102	9:37:50.893	13 -	55.852	+ 1.838	9:45:08.819
6 -	55.294	+ 1.280	9:38:46.187	14 -	55.294	+ 1.280	9:46:04.113
7 -	54.738	+ 0.724	9:39:40.925	15 -	55.950	+ 1.936	9:47:00.063
8 -	54.717	+ 0.703	9:40:35.642				
<b>155</b>	<b>Darrell WILSON</b>			<b>Caterham 7</b>			
1 -	55.961	+ 3.252	9:33:51.085	9 -	54.180	+ 1.471	9:41:03.172
2 -	53.736	+ 1.027	9:34:44.821	10 -	53.547	+ 0.838	9:41:56.719
3 -	53.965	+ 1.256	9:35:38.786	11 -	53.013	+ 0.304	9:42:49.732
4 -	52.958	+ 0.249	9:36:31.744	12 -	<b>52.709</b>		<b>9:43:42.441</b>
5 -	52.805	+ 0.096	9:37:24.549	13 -	52.922	+ 0.213	9:44:35.363
6 -	53.010	+ 0.301	9:38:17.559	14 -	52.957	+ 0.248	9:45:28.320
7 -	57.297	+ 4.588	9:39:14.856	15 -	53.398	+ 0.689	9:46:21.718
8 -	54.136	+ 1.427	9:40:08.992				
<b>157</b>	<b>Ben ROCKEY</b>			<b>caterham 7</b>			
1 -	55.654	+ 2.516	9:34:07.998	9 -	53.958	+ 0.820	9:41:22.393
2 -	55.638	+ 2.500	9:35:03.636	10 -	53.804	+ 0.666	9:42:16.197
3 -	54.037	+ 0.899	9:35:57.673	11 -	53.897	+ 0.759	9:43:10.094
4 -	54.388	+ 1.250	9:36:52.061	12 -	53.841	+ 0.703	9:44:03.935
5 -	53.193	+ 0.055	9:37:45.254	13 -	53.862	+ 0.724	9:44:57.797
6 -	<b>53.138</b>		<b>9:38:38.392</b>	14 -	53.574	+ 0.436	9:45:51.371
7 -	55.879	+ 2.741	9:39:34.271	15 -	53.602	+ 0.464	9:46:44.973
8 -	54.164	+ 1.026	9:40:28.435				
<b>160</b>	<b>Peter HUGHES</b>			<b>Caterham 7</b>			
1 -	57.920	+ 3.460	9:34:17.341	8 -	55.578	+ 1.118	9:40:52.820
2 -	57.396	+ 2.936	9:35:14.737	9 -	55.758	+ 1.298	9:41:48.578
3 -	56.642	+ 2.182	9:36:11.379	10 -	56.534	+ 2.074	9:42:45.112
4 -	56.851	+ 2.391	9:37:08.230	11 -	55.510	+ 1.050	9:43:40.622
5 -	56.320	+ 1.860	9:38:04.550	12 -	55.976	+ 1.516	9:44:36.598
6 -	56.334	+ 1.874	9:39:00.884	13 -	<b>54.460</b>		<b>9:45:31.058</b>
7 -	56.358	+ 1.898	9:39:57.242	14 -	55.210	+ 0.750	9:46:26.268

Weather / Track : Bright / Dry

# Bookatrack.com Caterham Graduate Championship - Super Graduates

## QUALIFYING - RACES 1 + 5 - LAP ANALYSIS

<b>170</b>	<b>James POTTER</b>		<b>Caterham 7</b>				
1 -	59.159	+ 5.187	9:34:12.762	8 -	55.954	+ 1.982	9:40:46.331
2 -	57.490	+ 3.518	9:35:10.252	9 -	55.136	+ 1.164	9:41:41.467
3 -	56.414	+ 2.442	9:36:06.666	10 -	<b>53.972</b>		<b>9:42:35.439</b>
4 -	55.981	+ 2.009	9:37:02.647	11 -	54.502	+ 0.530	9:43:29.941
5 -	55.308	+ 1.336	9:37:57.955	12 -	55.572	+ 1.600	9:44:25.513
6 -	55.076	+ 1.104	9:38:53.031	13 -	54.767	+ 0.795	9:45:20.280
7 -	57.346	+ 3.374	9:39:50.377	14 -	55.301	+ 1.329	9:46:15.581
<b>171</b>	<b>Rob WINROW</b>		<b>Caterham 7</b>				
1 -	55.753	+ 2.826	9:34:05.949	9 -	54.715	+ 1.788	9:41:29.362
2 -	56.615	+ 3.688	9:35:02.564	10 -	54.701	+ 1.774	9:42:24.063
3 -	55.570	+ 2.643	9:35:58.134	11 -	53.845	+ 0.918	9:43:17.908
4 -	55.137	+ 2.210	9:36:53.271	12 -	54.409	+ 1.482	9:44:12.317
5 -	54.295	+ 1.368	9:37:47.566	13 -	56.141	+ 3.214	9:45:08.458
6 -	54.533	+ 1.606	9:38:42.099	14 -	53.723	+ 0.796	9:46:02.181
7 -	57.299	+ 4.372	9:39:39.398	15 -	<b>52.927</b>		<b>9:46:55.108</b>
8 -	55.249	+ 2.322	9:40:34.647				
<b>173</b>	<b>Oliver BENJAMIN</b>		<b>Caterham 7</b>				
1 -	56.109	+ 3.012	9:33:53.810	9 -	53.296	+ 0.199	9:41:08.253
2 -	54.942	+ 1.845	9:34:48.752	10 -	53.840	+ 0.743	9:42:02.093
3 -	55.448	+ 2.351	9:35:44.200	11 -	53.513	+ 0.416	9:42:55.606
4 -	54.935	+ 1.838	9:36:39.135	12 -	53.354	+ 0.257	9:43:48.960
5 -	54.164	+ 1.067	9:37:33.299	13 -	53.990	+ 0.893	9:44:42.950
6 -	54.069	+ 0.972	9:38:27.368	14 -	53.458	+ 0.361	9:45:36.408
7 -	54.023	+ 0.926	9:39:21.391	15 -	<b>53.097</b>		<b>9:46:29.505</b>
8 -	53.566	+ 0.469	9:40:14.957				
<b>174</b>	<b>William BENJAMIN</b>		<b>Caterham 7</b>				
1 -	56.653	+ 3.574	9:33:56.435	9 -	<b>53.079</b>		<b>9:41:11.172</b>
2 -	55.021	+ 1.942	9:34:51.456	10 -	54.002	+ 0.923	9:42:05.174
3 -	54.589	+ 1.510	9:35:46.045	11 -	55.465	+ 2.386	9:43:00.639
4 -	54.659	+ 1.580	9:36:40.704	12 -	53.501	+ 0.422	9:43:54.140
5 -	54.206	+ 1.127	9:37:34.910	13 -	56.119	+ 3.040	9:44:50.259
6 -	53.450	+ 0.371	9:38:28.360	14 -	54.423	+ 1.344	9:45:44.682
7 -	56.256	+ 3.177	9:39:24.616	15 -	53.616	+ 0.537	9:46:38.298
8 -	53.477	+ 0.398	9:40:18.093				
<b>175</b>	<b>Nick BUDIBENT</b>		<b>Caterham 7</b>				
1 -	55.648	+ 2.229	9:34:02.818	9 -	54.823	+ 1.404	9:41:28.862
2 -	55.945	+ 2.526	9:34:58.763	10 -	54.576	+ 1.157	9:42:23.438
3 -	58.587	+ 5.168	9:35:57.350	11 -	53.917	+ 0.498	9:43:17.355
4 -	55.297	+ 1.878	9:36:52.647	12 -	54.228	+ 0.809	9:44:11.583
5 -	54.171	+ 0.752	9:37:46.818	13 -	55.420	+ 2.001	9:45:07.003
6 -	53.886	+ 0.467	9:38:40.704	14 -	54.156	+ 0.737	9:46:01.159
7 -	58.409	+ 4.990	9:39:39.113	15 -	<b>53.419</b>		<b>9:46:54.578</b>
8 -	54.926	+ 1.507	9:40:34.039				
<b>176</b>	<b>Andrew REDD</b>		<b>Caterham 7</b>				
1 -	55.229	+ 1.534	9:34:02.026	9 -	<b>53.695</b>		<b>9:41:23.791</b>
2 -	56.283	+ 2.588	9:34:58.309	10 -	53.999	+ 0.304	9:42:17.790
3 -	55.321	+ 1.626	9:35:53.630	11 -	54.485	+ 0.790	9:43:12.275
4 -	56.323	+ 2.628	9:36:49.953	12 -	54.878	+ 1.183	9:44:07.153
5 -	54.910	+ 1.215	9:37:44.863	13 -	54.506	+ 0.811	9:45:01.659
6 -	54.003	+ 0.308	9:38:38.866	14 -	55.147	+ 1.452	9:45:56.806
7 -	57.423	+ 3.728	9:39:36.289	15 -	53.715	+ 0.020	9:46:50.521
8 -	53.807	+ 0.112	9:40:30.096				
<b>180</b>	<b>Toby BRIANT</b>		<b>Caterham 7</b>				
1 -	55.164	+ 1.927	9:33:51.689	5 -	54.029	+ 0.792	9:37:27.895
2 -	53.599	+ 0.362	9:34:45.288	6 -	53.534	+ 0.297	9:38:21.429
3 -	55.341	+ 2.104	9:35:40.629	7 -	53.893	+ 0.656	9:39:15.322

Mallory Park  
Circuit Length = 1.3500 miles  
Start: 09:31 End: 09:53


Weather / Track : Bright / Dry

# Bookatrack.com Caterham Graduate Championship - Super Graduates

## QUALIFYING - RACES 1 + 5 - LAP ANALYSIS

4 -	53.237		9:36:33.866	8 -	53.944	+ 0.707	9:40:09.266
<b>181</b>	<b>Tim GUDGEON-OSTERRITTER</b>		<b>Caterham 7</b>				
1 -	55.255	+ 2.980	9:33:57.056	7 -	54.034	+ 1.759	9:39:30.123
2 -	1:03.466	+ 11.191	9:35:00.522	8 -	52.912	+ 0.637	9:40:23.035
3 -	54.137	+ 1.862	9:35:54.659	9 -	52.479	+ 0.204	9:41:15.514
4 -	54.604	+ 2.329	9:36:49.263	10 -	<b>52.275</b>		<b>9:42:07.789</b>
5 -	53.269	+ 0.994	9:37:42.532	11 -	1:01.429	+ 9.154	9:43:09.218
6 -	53.557	+ 1.282	9:38:36.089				
<b>188</b>	<b>Alan HARBER</b>		<b>Caterham 7</b>				
1 -	54.751	+ 1.779	9:33:58.563	9 -	<b>52.972</b>		<b>9:41:31.493</b>
2 -	1:06.897	+ 13.925	9:35:05.460	10 -	56.311	+ 3.339	9:42:27.804
3 -	59.263	+ 6.291	9:36:04.723	11 -	53.532	+ 0.560	9:43:21.336
4 -	53.998	+ 1.026	9:36:58.721	12 -	55.755	+ 2.783	9:44:17.091
5 -	53.449	+ 0.477	9:37:52.170	13 -	58.019	+ 5.047	9:45:15.110
6 -	53.571	+ 0.599	9:38:45.741	14 -	53.029	+ 0.057	9:46:08.139
7 -	57.506	+ 4.534	9:39:43.247	15 -	55.789	+ 2.817	9:47:03.928
8 -	55.274	+ 2.302	9:40:38.521				
<b>190</b>	<b>David PEARCE</b>		<b>Caterham 7</b>				
1 -	55.671	+ 3.335	9:33:55.676	9 -	52.565	+ 0.229	9:41:05.888
2 -	55.006	+ 2.670	9:34:50.682	10 -	58.289	+ 5.953	9:42:04.177
3 -	54.320	+ 1.984	9:35:45.002	11 -	53.908	+ 1.572	9:42:58.085
4 -	54.740	+ 2.404	9:36:39.742	12 -	<b>52.336</b>		<b>9:43:50.421</b>
5 -	53.642	+ 1.306	9:37:33.384	13 -	54.994	+ 2.658	9:44:45.415
6 -	53.134	+ 0.798	9:38:26.518	14 -	52.398	+ 0.062	9:45:37.813
7 -	53.851	+ 1.515	9:39:20.369	15 -	59.373	+ 7.037	9:46:37.186
8 -	52.954	+ 0.618	9:40:13.323				

**Bookatrack.com Caterham Graduate Championship - Super Graduates**  
**RACE 1 - Qualifying Race - GRID**

ROW 8	54.460 160 Peter HUGHES	
ROW 7	54.014 151 Simon BONSER	54.323 150 Stephen HIRONS
ROW 6	53.955 129 Richard GREEN	53.972 170 James POTTER
ROW 5	53.740 133 Jonathan MILLER	53.884 146 Nick PANCISI
ROW 4	53.716 127 Gareth CORDEY	53.729 126 Chris WILLIAMS
ROW 3	53.644 128 Martin KAY	53.695 176 Andrew REDD
ROW 2	53.419 175 Nick BUDIBENT	53.461 131 Colin JARDINE
ROW 1	53.329 114 Yolande HUMPHREYS	53.349 121 Andy SKINNER
<b>Pole</b>		
		

Mallory Park  
 Circuit Length = 1.3500 miles

**These results are provisional until the conclusion of any judicial and technical matters.**

Clerk of Course :		Timekeeper :
-------------------	--	--------------

# Bookatrack.com Caterham Graduate Championship - Super Graduates

## RACE 5 - GRID - AMENDED

ROW 15	150 Stephen HIRONS	160 Peter HUGHES
ROW 14	170 James POTTER	151 Simon BONSER
ROW 13	133 Jonathan MILLER	146 Nick PANCISI
ROW 12	175 Nick BUDIBENT	131 Colin JARDINE
ROW 11	119 Neil SHINNER	121 Andy SKINNER
ROW 10	112 Steve HUMPHREYS	180 Toby BRIANT
ROW 9	132 Martin GEE	157 Ben ROCKEY
ROW 8	134 Dylan STANLEY	173 Oliver BENJAMIN
ROW 7	106 Paul TURLEY	174 William BENJAMIN
ROW 6	171 Rob WINROW	188 Alan HARBER
ROW 5	102 Edward BENSON	116 Kenny YOUNG
ROW 4	109 Roger FORD	141 Kevin DODD
ROW 3	115 Mick WHITEHEAD	101 Trevor NEWMAN
ROW 2	124 Jamie WARING	155 Darrell WILSON
ROW 1	181 Tim GUDGEON-OSTERRITTER	190 David PEARCE
<b>Pole</b>		
		

Mallory Park  
Circuit Length = 1.3500 miles

**These results are provisional until the conclusion of any judicial and technical matters.**

Clerk of Course :		Timekeeper :
-------------------	--	--------------

# Bookatrack.com Caterham Graduate Championship - Super Graduates

## RACE 5 - RESTARTED - CLASSIFICATION

POS	NO	CL	NAME	ENTRY	LAPS	TIME	GAP	DIFF	MPH	BEST	ON
1	190		David PEARCE	Caterham 7	15	13:32.912			89.67	53.173	8
2	115		Mick WHITEHEAD	Caterham 7	15	13:33.032	0.120	0.120	89.66	52.973	12
3	101		Trevor NEWMAN	Caterham 7	15	13:33.881	0.969	0.849	89.57	52.140	10
4	124		Jamie WARING	Caterham 7	15	13:34.323	1.411	0.442	89.52	52.746	14
5	188		Alan HARBER	Caterham 7	15	13:34.813	1.901	0.490	89.46	52.818	14
6	173		Oliver BENJAMIN	Caterham 7	15	13:36.012	3.100	1.199	89.33	53.025	14
7	155		Darrell WILSON	Caterham 7	15	13:37.098	4.186	1.086	89.21	53.376	15
8	141		Kevin DODD	Caterham 7	15	13:37.558	4.646	0.460	89.16	53.220	15
9	157		Ben ROCKEY	caterham 7	15	13:38.632	5.720	1.074	89.05	53.155	9
10	102		Edward BENSON	Caterham 7	15	13:39.144	6.232	0.512	88.99	53.525	13
11	119		Neil SHINNER	Caterham 7	15	13:41.153	8.241	2.009	88.77	53.360	6
12	132		Martin GEE	Caterham 7	15	13:45.317	12.405	4.164	88.32	53.569	4
13	170		James POTTER	Caterham 7	15	13:45.430	12.518	0.113	88.31	53.655	13
14	174		William BENJAMIN	Caterham 7	15	13:46.623	13.711	1.193	88.18	53.492	9
15	180		Toby BRIANT	Caterham 7	15	13:49.824	16.912	3.201	87.84	53.401	11
16	121		Andy SKINNER	Caterham 7	15	13:50.349	17.437	0.525	87.79	54.087	14
17	133		Jonathan MILLER	Caterham 7	15	13:50.637	17.725	0.288	87.76	53.581	14
18	112		Steve HUMPHREYS	Caterham 7	15	13:51.049	18.137	0.412	87.71	53.523	14
19	171		Rob WINROW	Caterham 7	15	13:51.703	18.791	0.654	87.65	53.828	14
20	146		Nick PANCISI	Caterham 7	15	13:51.848	18.936	0.145	87.63	53.772	14
21	151		Simon BONSER	Caterham 7	15	13:53.402	20.490	1.554	87.47	54.108	14
22	175		Nick BUDIBENT	Caterham 7	15	14:04.320	31.408	10.918	86.34	54.742	4
23	160		Peter HUGHES	Caterham 7	15	14:04.968	32.056	0.648	86.27	54.683	4
24	150		Stephen HIRONS	Caterham 1.6 K series	15	14:15.410	42.498	10.442	85.22	55.257	10
25	131		Colin JARDINE	Caterham 7	15	14:27.675	54.763	12.265	84.01	54.732	13
NOT CLASSIFIED											
DNF	116		Kenny YOUNG	Caterham 7	14	12:44.799	1 lap	1 lap	88.96	53.386	9
DNF	106		Paul TURLEY	Caterham 7	12	11:06.078	3 laps	2 laps	87.55	53.422	5
DNF	109		Roger FORD	Caterham 7	0						
FASTEST LAP											
	101		Trevor NEWMAN	Caterham 7	10	52.140		93.20 mph		150.00 kph	

CAR 101 - NO WORKING TRANSPONDER

Weather / Track : Bright / Dry

These results are provisional until the conclusion of any judicial and technical matters.

Mallory Park  
Circuit Length = 1.3500 miles  
Start: 16:30 End: 16:45

Clerk of Course :		Timekeeper :	
-------------------	--	--------------	--

# Bookatrack.com Caterham Graduate Championship - Super Graduates

## RACE 5 - RESTARTED - LAP CHART

Lap 1			Lap 2			Lap 3			Lap 4			Lap 5		
No	Behind	Laptime	No	Behind	Laptime	No	Behind	Laptime	No	Behind	Laptime	No	Behind	Laptime
115		1:00.097	115		54.029	115		53.863	115		54.370	190		53.810
155	0.075	1:00.172	155	0.243	54.197	155	0.612	54.232	190	0.320	54.023	115	0.141	54.271
190	0.463	1:00.560	188	0.774	53.902	190	0.667	53.678	141	0.728	53.736	155	1.315	54.553
188	0.901	1:00.998	190	0.852	54.418	188	1.260	54.349	155	0.892	54.650	124	1.690	54.064
141	1.223	1:01.320	141	1.277	54.083	141	1.362	53.948	188	0.998	54.108	116	1.779	54.437
116	1.779	1:01.876	116	1.722	53.972	116	1.820	53.961	116	1.472	54.022	141	1.850	55.252
102	2.132	1:02.229	102	1.898	53.795	102	1.848	53.813	124	1.756	54.033	188	1.875	55.007
124	2.179	1:02.276	124	2.534	54.384	124	2.093	53.422	102	1.905	54.427	106	2.154	53.422
173	2.471	1:02.568	173	2.582	54.140	173	2.385	53.666	106	2.862	54.132	102	2.412	54.637
106	2.619	1:02.716	106	2.879	54.289	106	3.100	54.084	173	3.021	55.006	157	2.767	53.693
157	3.123	1:03.220	157	3.114	54.020	157	3.413	54.162	157	3.204	54.161	173	3.181	54.290
180	3.260	1:03.357	180	3.516	54.285	180	3.734	54.081	180	3.324	53.960	180	3.693	54.499
174	3.444	1:03.541	132	4.278	54.757	174	4.209	53.658	174	3.590	53.751	174	3.694	54.234
132	3.550	1:03.647	174	4.414	54.999	132	4.592	54.177	132	3.791	53.569	132	4.038	54.377
171	4.012	1:04.109	171	5.081	55.098	171	5.600	54.382	112	5.673	53.651	112	5.238	53.695
119	4.227	1:04.324	112	5.340	54.968	112	6.392	54.915	171	6.346	55.116	101	5.813	53.267
112	4.401	1:04.498	119	5.515	55.317	119	6.526	54.874	119	6.431	54.275	119	7.305	55.004
170	5.023	1:05.120	170	6.175	55.181	170	7.196	54.884	101	6.676	53.849	171	7.926	55.710
146	5.290	1:05.387	146	6.401	55.140	101	7.197	53.623	170	7.107	54.281	170	8.076	55.099
131	5.720	1:05.817	131	6.798	55.107	146	7.685	55.147	146	7.328	54.013	121	8.773	54.480
175	5.896	1:05.993	175	7.097	55.230	131	7.935	55.000	121	8.423	54.221	146	9.039	55.841
133	6.066	1:06.163	121	7.436	55.165	121	8.572	54.999	131	8.546	54.981	151	9.737	55.048
121	6.300	1:06.397	101	7.437	53.199	151	9.062	54.686	151	8.819	54.127	133	10.109	54.965
151	6.773	1:06.870	151	8.239	55.495	175	9.438	56.204	133	9.274	54.135	160	12.074	55.698
160	7.411	1:07.508	133	8.488	56.451	133	9.509	54.884	175	9.810	54.742	175	12.115	56.435
101	8.267	1:08.364	160	9.036	55.654	160	10.193	55.020	160	10.506	54.683	150	17.189	57.248
150	8.268	1:08.365	150	10.676	56.437	150	12.686	55.873	150	14.071	55.755	131	34.508	1:20.092

# Bookatrack.com Caterham Graduate Championship - Super Graduates

## RACE 5 - RESTARTED - LAP CHART

Lap 6			Lap 7			Lap 8			Lap 9			Lap 10		
No	Behind	Laptime	No	Behind	Laptime	No	Behind	Laptime	No	Behind	Laptime	No	Behind	Laptime
190		54.051	190		53.795	190		53.173	190		53.278	190		53.373
115	0.066	53.976	115	0.171	53.900	115	0.181	53.183	115	0.249	53.346	115	0.170	53.294
155	1.497	54.233	124	1.416	53.362	124	1.950	53.707	124	2.364	53.692	124	2.935	53.944
124	1.849	54.210	155	1.626	53.924	155	2.120	53.667	155	2.511	53.669	155	3.236	54.098
116	2.034	54.306	116	2.239	54.000	116	2.635	53.569	116	2.743	53.386	188	3.367	53.420
188	2.234	54.410	188	2.340	53.901	188	3.363	54.196	188	3.320	53.235	157	4.000	53.886
141	2.611	54.812	141	3.093	54.277	157	3.610	53.579	157	3.487	53.155	173	4.290	53.579
157	2.881	54.165	157	3.204	54.118	173	4.036	53.862	173	4.084	53.326	101	4.721	52.140
106	3.162	55.059	173	3.347	53.839	141	4.373	54.453	141	4.704	53.609	116	4.945	55.575
173	3.303	54.173	106	3.533	54.166	106	4.788	54.428	106	5.340	53.830	141	5.244	53.913
102	3.458	55.097	180	3.982	54.034	180	4.946	54.137	180	5.700	54.032	106	5.715	53.748
180	3.743	54.101	102	4.390	54.727	102	5.212	53.995	102	5.953	54.019	180	5.908	53.581
174	4.241	54.598	174	4.537	54.091	101	5.213	53.848	101	5.954	54.019	102	6.171	53.591
132	4.631	54.644	101	4.538	53.701	174	5.851	54.487	174	6.065	53.492	174	6.583	53.891
101	4.632	52.870	132	5.280	54.444	132	6.462	54.355	132	6.848	53.664	132	7.457	53.982
112	5.251	54.064	112	5.688	54.232	119	7.265	53.922	119	7.573	53.586	119	7.680	53.480
119	6.614	53.360	119	6.516	53.697	170	9.401	54.102	170	9.992	53.869	170	10.698	54.079
170	7.898	53.873	170	8.472	54.369	171	11.087	54.727	121	12.366	54.466	121	13.489	54.496
171	8.512	54.637	171	9.533	54.816	121	11.178	54.123	171	12.983	55.174	171	14.218	54.608
121	9.009	54.287	121	10.228	55.014	146	11.681	54.513	146	13.363	54.960	133	14.878	54.639
146	9.337	54.349	146	10.341	54.799	133	12.068	54.185	133	13.612	54.822	146	15.024	55.034
133	10.107	54.049	133	11.056	54.744	151	13.119	55.014	151	14.237	54.396	112	15.608	54.554
151	10.717	55.031	151	11.278	54.356	112	13.955	1:01.440	112	14.427	53.750	151	15.934	55.070
160	13.154	55.131	160	15.572	56.213	160	18.203	55.804	160	21.088	56.163	175	23.478	55.628
175	13.327	55.263	175	15.638	56.106	175	18.405	55.940	175	21.223	56.096	160	25.186	57.471
150	19.358	56.220	150	21.769	56.206	150	24.444	55.848	150	26.833	55.667	150	28.717	55.257
131	36.719	56.262	131	38.893	55.969	131	41.111	55.391	131	42.807	54.974	131	44.583	55.149

# Bookatrack.com Caterham Graduate Championship - Super Graduates

## RACE 5 - RESTARTED - LAP CHART

Lap 11			Lap 12			Lap 13			Lap 14			Lap 15		
No	Behind	Laptime	No	Behind	Laptime	No	Behind	Laptime	No	Behind	Laptime	No	Behind	Laptime
190		53.547	190		53.215	115		54.176	115		53.968	190		53.439
115	0.352	53.729	115	0.110	52.973	190	0.362	54.648	190	0.298	53.904	115	0.120	53.857
124	3.271	53.883	124	3.422	53.366	101	2.760	53.179	101	1.847	53.055	101	0.969	52.859
155	3.839	54.150	188	3.866	53.182	124	3.393	54.257	124	2.171	52.746	124	1.411	52.977
188	3.899	54.079	101	3.867	53.182	188	3.638	54.058	188	2.488	52.818	188	1.901	53.150
101	3.900	52.726	173	4.709	53.510	173	4.327	53.904	173	3.384	53.025	173	3.100	53.453
173	4.414	53.671	155	4.898	54.274	155	4.952	54.340	155	4.547	53.563	155	4.186	53.376
157	4.717	54.264	157	4.988	53.486	141	5.022	53.873	141	5.163	54.109	141	4.646	53.220
116	4.888	53.490	141	5.435	53.326	157	5.222	54.520	116	5.624	53.752	157	5.720	53.643
141	5.324	53.627	116	5.532	53.859	116	5.840	54.594	157	5.814	54.560	102	6.232	53.976
180	5.762	53.401	102	6.957	53.833	102	6.196	53.525	102	5.993	53.765	119	8.241	53.542
106	6.193	54.025	119	9.270	54.367	119	8.797	53.813	119	8.436	53.607	132	12.405	54.263
102	6.339	53.715	132	11.264	56.774	132	11.205	54.227	132	11.879	54.642	170	12.518	54.312
174	6.608	53.572	170	12.479	54.352	170	11.848	53.655	170	11.943	54.063	174	13.711	54.960
132	7.705	53.795	174	13.221	59.828	174	12.629	53.694	174	12.488	53.827	180	16.912	54.091
119	8.118	53.985	106	15.157	1:02.179	121	15.793	54.225	121	15.912	54.087	121	17.437	55.262
170	11.342	54.191	121	15.854	54.953	180	16.944	54.441	180	16.558	53.582	133	17.725	54.502
121	14.116	54.174	180	16.789	1:04.242	133	17.347	54.719	133	16.960	53.581	112	18.137	53.897
171	15.007	54.336	133	16.914	54.773	171	17.960	54.712	171	17.820	53.828	171	18.791	54.708
133	15.356	54.025	171	17.534	55.742	112	18.422	54.822	112	17.977	53.523	146	18.936	54.197
146	15.542	54.065	112	17.886	54.881	146	18.672	54.376	146	18.476	53.772	151	20.490	54.606
112	16.220	54.159	146	18.582	56.255	151	19.481	54.422	151	19.621	54.108	175	31.408	55.269
151	17.339	54.952	151	19.345	55.221	175	28.540	55.214	175	29.876	55.304	160	32.056	55.382
175	24.900	54.969	175	27.612	55.927	160	28.954	54.697	160	30.411	55.425	150	42.498	57.895
160	26.333	54.694	160	28.543	55.425	150	36.072	55.599	150	38.340	56.236	131	54.763	57.697
150	30.783	55.613	150	34.759	57.191	131	49.825	54.732	131	50.803	54.946			
131	46.626	55.590	131	49.379	55.968									

**2CV Parts.com Championship**  
**QUALIFYING - RACE 2 - CLASSIFICATION**

POS	NO	CL	NAME	ENTRY	TIME	ON	LAPS	GAP	DIFF	MPH
1	30		Alec GRAHAM	Citroen 2CV	1:07.747	4	10			71.73
2	3		Wayne COWLING	Citroen 2CV	1:08.018	3	9	0.271	0.271	71.45
3	78		Martin HINDLEY	Citroen 2CV	1:08.355	4	10	0.608	0.337	71.09
4	1		Sammie FRITCHLEY	Citroen 2CV	1:08.419	10	11	0.672	0.064	71.03
5	11		Sandro PROIETTI	Citroen 2CV	1:09.146	3	12	1.399	0.727	70.28
6	9		Simon PEARSON	Citroen 2CV	1:09.225	8	12	1.478	0.079	70.20
7	72		Matthew HOLLIS	Citroen 2CV	1:09.310	5	5	1.563	0.085	70.11
8	99		John-Paul WILKINSON	Citroen 2CV	1:09.339	11	11	1.592	0.029	70.08
9	58		Pete SPARROW	Citroen 2CV	1:09.606	5	12	1.859	0.267	69.82
10	88		Anthony ROBINSON	Citroen 2CV	1:09.753	2	12	2.006	0.147	69.67
11	40		Simon GUE	Citroen 2CV	1:10.723	11	12	2.976	0.970	68.71
12	14		Christine THOMPSON	Citroen 2CV	1:10.891	2	12	3.144	0.168	68.55
13	90		Darren BAKER	Citroen 2CV	1:10.929	8	11	3.182	0.038	68.51
14	12		Aubrey BROCKLEBANK	Citroen 2CV	1:11.044	10	11	3.297	0.115	68.40
15	17		Helen DEELEY	Citroen 2CV	1:11.047	5	11	3.300	0.003	68.40
16	96		Steve CHAPPELL	Citroen 2CV	1:11.673	11	12	3.926	0.626	67.80
17	70		Nigel HOLLIS	Citroen 2CV	1:11.809	8	11	4.062	0.136	67.67
18	67		Jonathan TWIDALE	Citroen 2CV	1:12.039	10	11	4.292	0.230	67.46
19	45		Michael A FOX	Citroen 2CV	1:12.150	1	7	4.403	0.111	67.35
20	22		Mike STOREY	Citroen 2CV	1:12.421	11	11	4.674	0.271	67.10
21	93		Lien DAVIES	Citroen 2CV	1:12.609	2	11	4.862	0.188	66.93
22	25		Trevor WILLIAMS	Citroen 2CV	1:12.826	2	9	5.079	0.217	66.73
23	97		Martin HARROLD	Citroen 2CV	1:12.882	11	12	5.135	0.056	66.68
24	2		Fergus MACLEOD	Citroen 2CV	1:12.998	10	11	5.251	0.116	66.57
25	47		Peter JAMES	Citroen 2CV	1:13.421	8	10	5.674	0.423	66.19
26	83		Simon BOWREY	Citroen 2CV	1:14.002	8	11	6.255	0.581	65.67

CARS 45, 78 - TRANSPONDERS NOT WORKING PLEASE FIX

Weather / Track : Bright / Dry

These results are provisional until the conclusion of any judicial and technical matters.

Mallory Park  
 Circuit Length = 1.3500 miles  
 Start: 09:57 End: 10:26

Clerk of Course :	Timekeeper :
-------------------	--------------

## 2CV Parts.com Championship QUALIFYING - RACE 2 - LAP ANALYSIS

<b>1</b>	<b>Philip MYATT</b>		Citroen 2CV				
<b>1</b>	<b>Sammie FRITCHLEY</b>		Citroen 2CV				
1 -	1:13.047	+ 4.628	10:00:11.293	7 -	1:08.428	+ 0.009	10:08:59.247
2 -	1:10.644	+ 2.225	10:01:21.937	8 -	1:08.664	+ 0.245	10:10:07.911
3 -	1:11.063	+ 2.644	10:02:33.000	9 -	1:08.566	+ 0.147	10:11:16.477
4 -	1:10.445	+ 2.026	10:03:43.445	10 -	<b>1:08.419</b>		<b>10:12:24.896</b>
5 -	1:10.104	+ 1.685	10:04:53.549	11 -	1:08.609	+ 0.190	10:13:33.505
6 -	2:57.270	+ 1:48.851	10:07:50.819				
<b>2</b>	<b>Fergus MACLEOD</b>		Citroen 2CV				
1 -	1:15.807	+ 2.809	10:00:36.437	7 -	1:15.079	+ 2.081	10:08:10.338
2 -	1:15.221	+ 2.223	10:01:51.658	8 -	1:18.547	+ 5.549	10:09:28.885
3 -	1:15.752	+ 2.754	10:03:07.410	9 -	1:13.738	+ 0.740	10:10:42.623
4 -	1:15.694	+ 2.696	10:04:23.104	10 -	<b>1:12.998</b>		<b>10:11:55.621</b>
5 -	1:16.706	+ 3.708	10:05:39.810	11 -	1:14.391	+ 1.393	10:13:10.012
6 -	1:15.449	+ 2.451	10:06:55.259				
<b>3</b>	<b>Wayne COWLING</b>		Citroen 2CV				
1 -	1:09.711	+ 1.693	10:00:36.523	6 -	1:08.314	+ 0.296	10:06:18.952
2 -	1:08.744	+ 0.726	10:01:45.267	7 -	1:08.628	+ 0.610	10:07:27.580
3 -	<b>1:08.018</b>		<b>10:02:53.285</b>	8 -	1:08.429	+ 0.411	10:08:36.009
4 -	1:08.502	+ 0.484	10:04:01.787	9 -	1:22.614	+ 14.596	10:09:58.623
5 -	1:08.851	+ 0.833	10:05:10.638				
<b>9</b>	<b>Simon PEARSON</b>		Citroen 2CV				
1 -	1:11.943	+ 2.718	10:00:09.229	7 -	1:10.558	+ 1.333	10:07:13.858
2 -	1:11.010	+ 1.785	10:01:20.239	8 -	<b>1:09.225</b>		<b>10:08:23.083</b>
3 -	1:10.693	+ 1.468	10:02:30.932	9 -	1:09.592	+ 0.367	10:09:32.675
4 -	1:11.811	+ 2.586	10:03:42.743	10 -	1:09.644	+ 0.419	10:10:42.319
5 -	1:09.824	+ 0.599	10:04:52.567	11 -	1:10.052	+ 0.827	10:11:52.371
6 -	1:10.733	+ 1.508	10:06:03.300	12 -	1:10.585	+ 1.360	10:13:02.956
<b>11</b>	<b>Sandro PROIETTI</b>		Citroen 2CV				
1 -	1:12.097	+ 2.951	10:00:25.329	7 -	1:09.302	+ 0.156	10:07:24.701
2 -	1:10.468	+ 1.322	10:01:35.797	8 -	1:10.444	+ 1.298	10:08:35.145
3 -	<b>1:09.146</b>		<b>10:02:44.943</b>	9 -	1:10.691	+ 1.545	10:09:45.836
4 -	1:10.954	+ 1.808	10:03:55.897	10 -	1:13.306	+ 4.160	10:10:59.142
5 -	1:09.586	+ 0.440	10:05:05.483	11 -	1:10.735	+ 1.589	10:12:09.877
6 -	1:09.916	+ 0.770	10:06:15.399	12 -	1:10.452	+ 1.306	10:13:20.329
<b>12</b>	<b>Aubrey BROCKLEBANK</b>		Citroen 2CV				
1 -	1:11.320	+ 0.276	10:01:23.996	7 -	1:11.574	+ 0.530	10:08:36.157
2 -	1:11.735	+ 0.691	10:02:35.731	8 -	1:12.871	+ 1.827	10:09:49.028
3 -	1:12.061	+ 1.017	10:03:47.792	9 -	1:12.420	+ 1.376	10:11:01.448
4 -	1:13.001	+ 1.957	10:05:00.793	10 -	<b>1:11.044</b>		<b>10:12:12.492</b>
5 -	1:11.630	+ 0.586	10:06:12.423	11 -	1:11.412	+ 0.368	10:13:23.904
6 -	1:12.160	+ 1.116	10:07:24.583				
<b>14</b>	<b>Christine THOMPSON</b>		Citroen 2CV				
1 -	1:14.650	+ 3.759	10:00:12.355	7 -	1:11.613	+ 0.722	10:07:21.096
2 -	<b>1:10.891</b>		<b>10:01:23.246</b>	8 -	1:12.792	+ 1.901	10:08:33.888
3 -	1:11.385	+ 0.494	10:02:34.631	9 -	1:12.263	+ 1.372	10:09:46.151
4 -	1:11.179	+ 0.288	10:03:45.810	10 -	1:12.151	+ 1.260	10:10:58.302
5 -	1:11.975	+ 1.084	10:04:57.785	11 -	1:12.438	+ 1.547	10:12:10.740
6 -	1:11.698	+ 0.807	10:06:09.483	12 -	1:10.928	+ 0.037	10:13:21.668
<b>17</b>	<b>Helen DEELEY</b>		Citroen 2CV				
1 -	1:14.589	+ 3.542	10:00:25.839	7 -	1:12.269	+ 1.222	10:07:39.059
2 -	1:12.847	+ 1.800	10:01:38.686	8 -	1:11.087	+ 0.040	10:08:50.146
3 -	1:11.932	+ 0.885	10:02:50.618	9 -	1:14.156	+ 3.109	10:10:04.302
4 -	1:13.923	+ 2.876	10:04:04.541	10 -	1:12.423	+ 1.376	10:11:16.725

Mallory Park  
Circuit Length = 1.3500 miles  
Start: 09:57 End: 10:26

Weather / Track : Bright / Dry

## 2CV Parts.com Championship

### QUALIFYING - RACE 2 - LAP ANALYSIS

5 -	1:11.047		10:05:15.588	11 -	1:11.423	+ 0.376	10:12:28.148
6 -	1:11.202	+ 0.155	10:06:26.790				
<b>22</b>	<b>Mike STOREY</b>		Citroen 2CV				
1 -	1:13.787	+ 1.366	10:00:40.224	7 -	1:13.199	+ 0.778	10:08:02.484
2 -	1:14.205	+ 1.784	10:01:54.429	8 -	1:12.646	+ 0.225	10:09:15.130
3 -	1:13.982	+ 1.561	10:03:08.411	9 -	1:12.679	+ 0.258	10:10:27.809
4 -	1:13.643	+ 1.222	10:04:22.054	10 -	1:13.070	+ 0.649	10:11:40.879
5 -	1:14.090	+ 1.669	10:05:36.144	11 -	<b>1:12.421</b>		<b>10:12:53.300</b>
6 -	1:13.141	+ 0.720	10:06:49.285				
<b>25</b>	<b>Trevor WILLIAMS</b>		Citroen 2CV				
1 -	1:14.270	+ 1.444	10:00:26.055	6 -	1:20.160	+ 7.334	10:06:43.096
2 -	<b>1:12.826</b>		<b>10:01:38.881</b>	7 -	2:49.194	+ 1:36.368	10:09:32.290
3 -	1:12.951	+ 0.125	10:02:51.832	8 -	1:13.940	+ 1.114	10:10:46.230
4 -	1:13.717	+ 0.891	10:04:05.549	9 -	1:14.509	+ 1.683	10:12:00.739
5 -	1:17.387	+ 4.561	10:05:22.936				
<b>30</b>	<b>Alec GRAHAM</b>		Citroen 2CV				
1 -	1:09.863	+ 2.116	10:00:30.473	6 -	1:08.270	+ 0.523	10:06:13.350
2 -	1:09.109	+ 1.362	10:01:39.582	7 -	1:08.590	+ 0.843	10:07:21.940
3 -	1:09.209	+ 1.462	10:02:48.791	8 -	1:10.340	+ 2.593	10:08:32.280
4 -	<b>1:07.747</b>		<b>10:03:56.538</b>	9 -	1:08.694	+ 0.947	10:09:40.974
5 -	1:08.542	+ 0.795	10:05:05.080	10 -	1:31.506	+ 23.759	10:11:12.480
<b>40</b>	<b>Simon GUE</b>		Citroen 2CV				
1 -	1:13.843	+ 3.120	10:00:14.101	7 -	1:11.578	+ 0.855	10:07:23.458
2 -	1:11.492	+ 0.769	10:01:25.593	8 -	1:11.913	+ 1.190	10:08:35.371
3 -	1:11.202	+ 0.479	10:02:36.795	9 -	1:12.042	+ 1.319	10:09:47.413
4 -	1:11.838	+ 1.115	10:03:48.633	10 -	1:13.278	+ 2.555	10:11:00.691
5 -	1:11.590	+ 0.867	10:05:00.223	11 -	<b>1:10.723</b>		<b>10:12:11.414</b>
6 -	1:11.657	+ 0.934	10:06:11.880	12 -	1:11.265	+ 0.542	10:13:22.679
<b>45</b>	<b>Michael A FOX</b>		Citroen 2CV				
1 -	<b>1:12.150</b>		<b>10:00:43.331</b>	5 -	1:13.646	+ 1.496	10:10:46.815
2 -	1:13.402	+ 1.252	10:01:56.733	6 -	1:13.650	+ 1.500	10:12:00.465
3 -	1:41.896	+ 29.746	10:03:38.629	7 -	1:12.948	+ 0.798	10:13:13.413
4 -	5:54.540	+ 4:42.390	10:09:33.169				
<b>47</b>	<b>Peter JAMES</b>		Citroen 2CV				
1 -	1:25.006	+ 11.585	10:01:12.063	6 -	1:15.232	+ 1.811	10:07:43.932
2 -	1:27.033	+ 13.612	10:02:39.096	7 -	1:15.394	+ 1.973	10:08:59.326
3 -	1:17.548	+ 4.127	10:03:56.644	8 -	<b>1:13.421</b>		<b>10:10:12.747</b>
4 -	1:15.547	+ 2.126	10:05:12.191	9 -	1:14.349	+ 0.928	10:11:27.096
5 -	1:16.509	+ 3.088	10:06:28.700	10 -	1:14.248	+ 0.827	10:12:41.344
<b>58</b>	<b>Pete SPARROW</b>		Citroen 2CV				
1 -	1:10.597	+ 0.991	10:00:33.003	7 -	1:10.075	+ 0.469	10:07:33.926
2 -	1:10.845	+ 1.239	10:01:43.848	8 -	1:10.339	+ 0.733	10:08:44.265
3 -	1:10.190	+ 0.584	10:02:54.038	9 -	1:10.049	+ 0.443	10:09:54.314
4 -	1:10.218	+ 0.612	10:04:04.256	10 -	1:10.753	+ 1.147	10:11:05.067
5 -	<b>1:09.606</b>		<b>10:05:13.862</b>	11 -	1:09.860	+ 0.254	10:12:14.927
6 -	1:09.989	+ 0.383	10:06:23.851	12 -	1:09.710	+ 0.104	10:13:24.637
<b>67</b>	<b>Jonathan TWIDALE</b>		Citroen 2CV				
1 -	1:12.934	+ 0.895	10:00:40.606	7 -	1:13.066	+ 1.027	10:08:01.717
2 -	1:13.029	+ 0.990	10:01:53.635	8 -	1:12.650	+ 0.611	10:09:14.367
3 -	1:13.526	+ 1.487	10:03:07.161	9 -	1:12.614	+ 0.575	10:10:26.981
4 -	1:14.290	+ 2.251	10:04:21.451	10 -	<b>1:12.039</b>		<b>10:11:39.020</b>
5 -	1:13.911	+ 1.872	10:05:35.362	11 -	1:12.284	+ 0.245	10:12:51.304
6 -	1:13.289	+ 1.250	10:06:48.651				
<b>70</b>	<b>Nigel HOLLIS</b>		Citroen 2CV				
1 -	1:13.132	+ 1.323	10:00:42.358	7 -	1:12.820	+ 1.011	10:08:04.268

Mallory Park  
Circuit Length = 1.3500 miles  
Start: 09:57 End: 10:26

Weather / Track : Bright / Dry

## 2CV Parts.com Championship

### QUALIFYING - RACE 2 - LAP ANALYSIS

2 -	1:12.889	+ 1.080	10:01:55.247	8 -	<b>1:11.809</b>		<b>10:09:16.077</b>
3 -	1:13.416	+ 1.607	10:03:08.663	9 -	1:12.238	+ 0.429	10:10:28.315
4 -	1:15.123	+ 3.314	10:04:23.786	10 -	1:11.881	+ 0.072	10:11:40.196
5 -	1:14.515	+ 2.706	10:05:38.301	11 -	1:12.479	+ 0.670	10:12:52.675
6 -	1:13.147	+ 1.338	10:06:51.448				
<b>72</b>	<b>Matthew HOLLIS</b>			<b>Citroen 2CV</b>			
1 -	1:12.570	+ 3.260	10:00:41.274	4 -	7:54.194	+ 6:44.884	10:11:36.194
2 -	1:13.204	+ 3.894	10:01:54.478	5 -	<b>1:09.310</b>		<b>10:12:45.504</b>
3 -	1:47.522	+ 38.212	10:03:42.000				
<b>78</b>	<b>Martin HINDLEY</b>			<b>Citroen 2CV</b>			
1 -	1:16.296	+ 7.941	10:00:20.956	6 -	1:08.799	+ 0.444	10:06:04.984
2 -	1:08.646	+ 0.291	10:01:29.602	7 -	1:08.646	+ 0.291	10:07:13.630
3 -	1:08.436	+ 0.081	10:02:38.038	8 -	1:08.524	+ 0.169	10:08:22.154
4 -	<b>1:08.355</b>		<b>10:03:46.393</b>	9 -	2:16.748	+ 1:08.393	10:10:38.902
5 -	1:09.792	+ 1.437	10:04:56.185	10 -	1:09.639	+ 1.284	10:11:48.541
<b>83</b>	<b>Simon BOWREY</b>			<b>Citroen 2CV</b>			
1 -	1:17.068	+ 3.066	10:00:34.749	7 -	1:14.058	+ 0.056	10:08:05.982
2 -	1:15.526	+ 1.524	10:01:50.275	8 -	<b>1:14.002</b>		<b>10:09:19.984</b>
3 -	1:15.294	+ 1.292	10:03:05.569	9 -	1:15.423	+ 1.421	10:10:35.407
4 -	1:15.599	+ 1.597	10:04:21.168	10 -	1:15.640	+ 1.638	10:11:51.047
5 -	1:16.029	+ 2.027	10:05:37.197	11 -	1:15.578	+ 1.576	10:13:06.625
6 -	1:14.727	+ 0.725	10:06:51.924				
<b>88</b>	<b>Anthony ROBINSON</b>			<b>Citroen 2CV</b>			
1 -	1:12.650	+ 2.897	10:00:11.995	7 -	1:15.248	+ 5.495	10:07:20.733
2 -	<b>1:09.753</b>		<b>10:01:21.748</b>	8 -	1:12.923	+ 3.170	10:08:33.656
3 -	1:10.030	+ 0.277	10:02:31.778	9 -	1:12.972	+ 3.219	10:09:46.628
4 -	1:10.278	+ 0.525	10:03:42.056	10 -	1:13.311	+ 3.558	10:10:59.939
5 -	1:10.386	+ 0.633	10:04:52.442	11 -	1:10.744	+ 0.991	10:12:10.683
6 -	1:13.043	+ 3.290	10:06:05.485	12 -	1:10.420	+ 0.667	10:13:21.103
<b>90</b>	<b>Darren BAKER</b>			<b>Citroen 2CV</b>			
1 -	1:16.888	+ 5.959	10:00:21.092	7 -	1:13.409	+ 2.480	10:07:39.633
2 -	1:11.165	+ 0.236	10:01:32.257	8 -	<b>1:10.929</b>		<b>10:08:50.562</b>
3 -	1:11.467	+ 0.538	10:02:43.724	9 -	1:11.903	+ 0.974	10:10:02.465
4 -	1:19.874	+ 8.945	10:04:03.598	10 -	1:13.317	+ 2.388	10:11:15.782
5 -	1:11.083	+ 0.154	10:05:14.681	11 -	1:11.790	+ 0.861	10:12:27.572
6 -	1:11.543	+ 0.614	10:06:26.224				
<b>93</b>	<b>Lien DAVIES</b>			<b>Citroen 2CV</b>			
1 -	1:12.743	+ 0.134	10:00:25.472	7 -	1:14.065	+ 1.456	10:07:47.936
2 -	<b>1:12.609</b>		<b>10:01:38.081</b>	8 -	1:13.647	+ 1.038	10:09:01.583
3 -	1:14.244	+ 1.635	10:02:52.325	9 -	1:13.239	+ 0.630	10:10:14.822
4 -	1:14.172	+ 1.563	10:04:06.497	10 -	1:13.249	+ 0.640	10:11:28.071
5 -	1:13.410	+ 0.801	10:05:19.907	11 -	1:12.981	+ 0.372	10:12:41.052
6 -	1:13.964	+ 1.355	10:06:33.871				
<b>96</b>	<b>Steve CHAPPELL</b>			<b>Citroen 2CV</b>			
1 -	1:13.968	+ 2.295	10:00:15.195	7 -	1:12.000	+ 0.327	10:07:28.746
2 -	1:13.047	+ 1.374	10:01:28.242	8 -	1:11.784	+ 0.111	10:08:40.530
3 -	1:11.703	+ 0.030	10:02:39.945	9 -	1:12.267	+ 0.594	10:09:52.797
4 -	1:11.861	+ 0.188	10:03:51.806	10 -	1:12.465	+ 0.792	10:11:05.262
5 -	1:12.730	+ 1.057	10:05:04.536	11 -	<b>1:11.673</b>		<b>10:12:16.935</b>
6 -	1:12.210	+ 0.537	10:06:16.746	12 -	1:11.841	+ 0.168	10:13:28.776
<b>97</b>	<b>Martin HARROLD</b>			<b>Citroen 2CV</b>			
1 -	1:15.848	+ 2.966	10:00:14.394	7 -	1:13.837	+ 0.955	10:07:35.135
2 -	1:13.300	+ 0.418	10:01:27.694	8 -	1:13.027	+ 0.145	10:08:48.162
3 -	1:13.267	+ 0.385	10:02:40.961	9 -	1:14.133	+ 1.251	10:10:02.295
4 -	1:13.606	+ 0.724	10:03:54.567	10 -	1:13.887	+ 1.005	10:11:16.182
5 -	1:13.489	+ 0.607	10:05:08.056	11 -	<b>1:12.882</b>		<b>10:12:29.064</b>

Mallory Park  
Circuit Length = 1.3500 miles  
Start: 09:57 End: 10:26


Weather / Track : Bright / Dry

**2CV Parts.com Championship**  
**QUALIFYING - RACE 2 - LAP ANALYSIS**

<b>6</b> -	1:13.242	+ 0.360	10:06:21.298	<b>12</b> -	1:20.765	+ 7.883	10:13:49.829
<b>99</b>	<b>John-Paul WILKINSON</b>		<b>Citroen 2CV</b>				
<b>1</b> -	2:23.339	+ 1:14.000	10:01:17.671	<b>7</b> -	1:09.485	+ 0.146	10:08:18.051
<b>2</b> -	1:10.680	+ 1.341	10:02:28.351	<b>8</b> -	1:09.839	+ 0.500	10:09:27.890
<b>3</b> -	1:10.279	+ 0.940	10:03:38.630	<b>9</b> -	1:09.457	+ 0.118	10:10:37.347
<b>4</b> -	1:10.467	+ 1.128	10:04:49.097	<b>10</b> -	1:10.073	+ 0.734	10:11:47.420
<b>5</b> -	1:09.860	+ 0.521	10:05:58.957	<b>11</b> -	<b>1:09.339</b>		<b>10:12:56.759</b>
<b>6</b> -	1:09.609	+ 0.270	10:07:08.566				

# 2CV Parts.com Championship

## RACE 2 - GRID

ROW 13	1:13.421 47 Peter JAMES	1:14.002 83 Simon BOWREY
ROW 12	1:12.882 97 Martin HARROLD	1:12.998 2 Fergus MACLEOD
ROW 11	1:12.609 93 Lien DAVIES	1:12.826 25 Trevor WILLIAMS
ROW 10	1:12.150 45 Michael A FOX	1:12.421 22 Mike STOREY
ROW 9	1:11.809 70 Nigel HOLLIS	1:12.039 67 Jonathan TWIDALE
ROW 8	1:11.047 17 Helen DEELEY	1:11.673 96 Steve CHAPPELL
ROW 7	1:10.929 90 Darren BAKER	1:11.044 12 Aubrey BROCKLEBANK
ROW 6	1:10.723 40 Simon GUE	1:10.891 14 Christine THOMPSON
ROW 5	1:09.606 58 Pete SPARROW	1:09.753 88 Anthony ROBINSON
ROW 4	1:09.310 72 Matthew HOLLIS	1:09.339 99 John-Paul WILKINSON
ROW 3	1:09.146 11 Sandro PROIETTI	1:09.225 9 Simon PEARSON
ROW 2	1:08.355 78 Martin HINDLEY	1:08.419 1 Sammie FRITCHLEY
ROW 1	1:07.747 30 Alec GRAHAM	1:08.018 3 Wayne COWLING
<b>Pole</b>		
		

Mallory Park  
Circuit Length = 1.3500 miles

**These results are provisional until the conclusion of any judicial and technical matters.**

Clerk of Course :	Timekeeper :
-------------------	--------------

**2CV Parts.com Championship**  
**QUALIFYING - RACE 7 - CLASSIFICATION**

POS	NO	CL	NAME	ENTRY	TIME	ON	LAPS	GAP	DIFF	MPH
1	78		Martin HINDLEY	Citroen 2CV	1:07.413	8	8			72.09
2	1		Philip MYATT	Citroen 2CV	1:07.579	7	8	0.166	0.166	71.91
3	72		Matthew HOLLIS	Citroen 2CV	1:08.277	8	8	0.864	0.698	71.18
4	99		John-Paul WILKINSON	Citroen 2CV	1:08.344	5	8	0.931	0.067	71.11
5	3		Steven PANAS	Citroen 2CV	1:08.487	4	6	1.074	0.143	70.96
6	14		Neil THOMPSON	Citroen 2CV	1:08.497	7	8	1.084	0.010	70.95
7	11		Sandro PROIETTI	Citroen 2CV	1:09.012	5	8	1.599	0.515	70.42
8	58		Pete SPARROW	Citroen 2CV	1:09.034	5	8	1.621	0.022	70.39
9	30		Alec GRAHAM	Citroen 2CV	1:09.110	6	6	1.697	0.076	70.32
10	12		Mark TURNER	Citroen 2CV	1:09.400	5	8	1.987	0.290	70.02
11	9		Simon PEARSON	Citroen 2CV	1:09.549	8	8	2.136	0.149	69.87
12	70		Richard HOLLIS	Citroen 2CV	1:09.580	8	8	2.167	0.031	69.84
13	88		Anthony ROBINSON	Citroen 2CV	1:09.630	1	8	2.217	0.050	69.79
14	90		Darren BAKER	Citroen 2CV	1:09.890	5	8	2.477	0.260	69.53
15	40		Nick ROADS	Citroen 2CV	1:10.176	8	8	2.763	0.286	69.25
16	45		Martin ASQUITH	Citroen 2CV	1:10.379	4	6	2.966	0.203	69.05
17	17		Helen DEELEY	Citroen 2CV	1:10.513	4	8	3.100	0.134	68.92
18	96		Anthony GAYMOND	Citroen 2CV	1:10.630	6	8	3.217	0.117	68.80
19	67		Jonathan TWIDALE	Citroen 2CV	1:10.661	8	8	3.248	0.031	68.77
20	25		Trevor WILLIAMS	Citroen 2CV	1:10.955	8	8	3.542	0.294	68.49
21	93		Lien DAVIES	Citroen 2CV	1:11.433	5	7	4.020	0.478	68.03
22	97		Ainsley BOUSFIELD	Citroen 2CV	1:11.783	6	8	4.370	0.350	67.70
23	22		Mike STOREY	Citroen 2CV	1:12.269	7	8	4.856	0.486	67.24
24	83		Simon BOWREY	Citroen 2CV	1:14.030	4	8	6.617	1.761	65.64
25	2		Fergus MACLEOD	Citroen 2CV	1:15.775	2	2	8.362	1.745	64.13

CARS 45, 78 - TRANSPONDERS NOT WORKING PLEASE FIX

Weather / Track : Bright / Dry

These results are provisional until the conclusion of any judicial and technical matters.

Mallory Park  
 Circuit Length = 1.3500 miles  
 Start: 10:38 End: 10:57

Clerk of Course :	Timekeeper :
-------------------	--------------

## 2CV Parts.com Championship

### QUALIFYING - RACE 7 - LAP ANALYSIS

<b>1</b>	<b>Philip MYATT</b>		Citroen 2CV				
1 -	1:08.695	+ 1.116	10:41:32.148	5 -	1:07.767	+ 0.188	10:53:23.558
2 -	1:08.475	+ 0.896	10:42:40.623	6 -	1:07.643	+ 0.064	10:54:31.201
3 -	8:26.563	+ 7:18.984	10:51:07.186	7 -	<b>1:07.579</b>		<b>10:55:38.780</b>
4 -	1:08.605	+ 1.026	10:52:15.791	8 -	1:07.774	+ 0.195	10:56:46.554
<b>2</b>	<b>Fergus MACLEOD</b>		Citroen 2CV				
1 -	14:07.068	+ 12:51.293	10:55:38.332	2 -	<b>1:15.775</b>		<b>10:56:54.107</b>
<b>3</b>	<b>Steven PANAS</b>		Citroen 2CV				
1 -	1:09.472	+ 0.985	10:41:34.429	4 -	<b>1:08.487</b>		<b>10:54:22.594</b>
2 -	1:14.459	+ 5.972	10:42:48.888	5 -	1:08.744	+ 0.257	10:55:31.338
3 -	10:25.219	+ 9:16.732	10:53:14.107	6 -	1:09.533	+ 1.046	10:56:40.871
<b>9</b>	<b>Simon PEARSON</b>		Citroen 2CV				
1 -	1:11.786	+ 2.237	10:42:07.886	5 -	1:10.260	+ 0.711	10:53:20.604
2 -	1:12.523	+ 2.974	10:43:20.409	6 -	1:10.174	+ 0.625	10:54:30.778
3 -	7:40.018	+ 6:30.469	10:51:00.427	7 -	1:10.744	+ 1.195	10:55:41.522
4 -	1:09.917	+ 0.368	10:52:10.344	8 -	<b>1:09.549</b>		<b>10:56:51.071</b>
<b>11</b>	<b>Sandro PROIETTI</b>		Citroen 2CV				
1 -	1:10.157	+ 1.145	10:41:33.769	5 -	<b>1:09.012</b>		<b>10:53:30.243</b>
2 -	1:09.979	+ 0.967	10:42:43.748	6 -	1:10.039	+ 1.027	10:54:40.282
3 -	8:28.363	+ 7:19.351	10:51:12.111	7 -	1:09.469	+ 0.457	10:55:49.751
4 -	1:09.120	+ 0.108	10:52:21.231	8 -	1:09.081	+ 0.069	10:56:58.832
<b>12</b>	<b>Mark TURNER</b>		Citroen 2CV				
1 -	1:10.623	+ 1.223	10:41:41.763	5 -	<b>1:09.400</b>		<b>10:53:40.804</b>
2 -	1:10.433	+ 1.033	10:42:52.196	6 -	1:10.018	+ 0.618	10:54:50.822
3 -	8:29.037	+ 7:19.637	10:51:21.233	7 -	1:10.031	+ 0.631	10:56:00.853
4 -	1:10.171	+ 0.771	10:52:31.404	8 -	1:10.683	+ 1.283	10:57:11.536
<b>14</b>	<b>Neil THOMPSON</b>		Citroen 2CV				
1 -	1:11.645	+ 3.148	10:41:29.607	5 -	1:10.434	+ 1.937	10:53:39.238
2 -	1:11.336	+ 2.839	10:42:40.943	6 -	1:09.924	+ 1.427	10:54:49.162
3 -	8:38.434	+ 7:29.937	10:51:19.377	7 -	<b>1:08.497</b>		<b>10:55:57.659</b>
4 -	1:09.427	+ 0.930	10:52:28.804	8 -	1:10.914	+ 2.417	10:57:08.573
<b>17</b>	<b>Helen DEELEY</b>		Citroen 2CV				
1 -	1:10.991	+ 0.478	10:41:47.653	5 -	1:10.837	+ 0.324	10:53:48.892
2 -	1:12.529	+ 2.016	10:43:00.182	6 -	1:10.757	+ 0.244	10:54:59.649
3 -	8:27.360	+ 7:16.847	10:51:27.542	7 -	1:11.736	+ 1.223	10:56:11.385
4 -	<b>1:10.513</b>		<b>10:52:38.055</b>	8 -	1:10.891	+ 0.378	10:57:22.276
<b>22</b>	<b>Mike STOREY</b>		Citroen 2CV				
1 -	1:13.134	+ 0.865	10:42:10.683	5 -	1:12.907	+ 0.638	10:53:27.991
2 -	1:14.113	+ 1.844	10:43:24.796	6 -	1:12.930	+ 0.661	10:54:40.921
3 -	7:37.552	+ 6:25.283	10:51:02.348	7 -	<b>1:12.269</b>		<b>10:55:53.190</b>
4 -	1:12.736	+ 0.467	10:52:15.084	8 -	1:13.013	+ 0.744	10:57:06.203
<b>25</b>	<b>Trevor WILLIAMS</b>		Citroen 2CV				
1 -	1:11.536	+ 0.581	10:41:40.138	5 -	1:11.041	+ 0.086	10:53:44.157
2 -	1:11.663	+ 0.708	10:42:51.801	6 -	1:11.197	+ 0.242	10:54:55.354
3 -	8:30.272	+ 7:19.317	10:51:22.073	7 -	1:16.450	+ 5.495	10:56:11.804
4 -	1:11.043	+ 0.088	10:52:33.116	8 -	<b>1:10.955</b>		<b>10:57:22.759</b>
<b>30</b>	<b>Alec GRAHAM</b>		Citroen 2CV				
1 -	6:19.560	+ 5:10.450	10:50:52.798	4 -	1:09.343	+ 0.233	10:54:21.538
2 -	1:09.893	+ 0.783	10:52:02.691	5 -	1:09.960	+ 0.850	10:55:31.498
3 -	1:09.504	+ 0.394	10:53:12.195	6 -	<b>1:09.110</b>		<b>10:56:40.608</b>

Mallory Park  
Circuit Length = 1.3500 miles  
Start: 10:38 End: 10:57

Weather / Track : Bright / Dry

## 2CV Parts.com Championship

### QUALIFYING - RACE 7 - LAP ANALYSIS

<b>40</b>	<b>Nick ROADS</b>		Citroen 2CV				
1 -	1:11.158	+ 0.982	10:42:05.931	5 -	1:11.415	+ 1.239	10:53:16.520
2 -	1:12.161	+ 1.985	10:43:18.092	6 -	1:10.937	+ 0.761	10:54:27.457
3 -	7:35.655	+ 6:25.479	10:50:53.747	7 -	1:11.558	+ 1.382	10:55:39.015
4 -	1:11.358	+ 1.182	10:52:05.105	8 -	<b>1:10.176</b>		<b>10:56:49.191</b>
<b>45</b>	<b>Martin ASQUITH</b>		Citroen 2CV				
1 -	1:12.437	+ 2.058	10:42:29.763	4 -	<b>1:10.379</b>		<b>10:54:42.360</b>
2 -	9:50.239	+ 8:39.860	10:52:20.002	5 -	1:13.210	+ 2.831	10:55:55.570
3 -	1:11.979	+ 1.600	10:53:31.981	6 -	1:11.088	+ 0.709	10:57:06.658
<b>58</b>	<b>Pete SPARROW</b>		Citroen 2CV				
1 -	1:10.249	+ 1.215	10:41:33.970	5 -	<b>1:09.034</b>		<b>10:53:29.729</b>
2 -	1:09.328	+ 0.294	10:42:43.298	6 -	1:10.449	+ 1.415	10:54:40.178
3 -	8:28.238	+ 7:19.204	10:51:11.536	7 -	1:09.932	+ 0.898	10:55:50.110
4 -	1:09.159	+ 0.125	10:52:20.695	8 -	1:09.319	+ 0.285	10:56:59.429
<b>67</b>	<b>Jonathan TWIDALE</b>		Citroen 2CV				
1 -	1:12.693	+ 2.032	10:42:05.507	5 -	1:11.143	+ 0.482	10:53:16.713
2 -	1:14.245	+ 3.584	10:43:19.752	6 -	1:11.115	+ 0.454	10:54:27.828
3 -	7:34.958	+ 6:24.297	10:50:54.710	7 -	1:14.581	+ 3.920	10:55:42.409
4 -	1:10.860	+ 0.199	10:52:05.570	8 -	<b>1:10.661</b>		<b>10:56:53.070</b>
<b>70</b>	<b>Richard HOLLIS</b>		Citroen 2CV				
1 -	1:21.182	+ 11.602	10:42:27.562	5 -	1:09.923	+ 0.343	10:53:21.455
2 -	1:11.454	+ 1.874	10:43:39.016	6 -	1:09.616	+ 0.036	10:54:31.071
3 -	7:22.395	+ 6:12.815	10:51:01.411	7 -	1:09.940	+ 0.360	10:55:41.011
4 -	1:10.121	+ 0.541	10:52:11.532	8 -	<b>1:09.580</b>		<b>10:56:50.591</b>
<b>72</b>	<b>Matthew HOLLIS</b>		Citroen 2CV				
1 -	1:09.015	+ 0.738	10:42:28.241	5 -	1:08.463	+ 0.186	10:53:16.699
2 -	1:09.670	+ 1.393	10:43:37.911	6 -	1:08.454	+ 0.177	10:54:25.153
3 -	7:21.888	+ 6:13.611	10:50:59.799	7 -	1:08.343	+ 0.066	10:55:33.496
4 -	1:08.437	+ 0.160	10:52:08.236	8 -	<b>1:08.277</b>		<b>10:56:41.773</b>
<b>78</b>	<b>Martin HINDLEY</b>		Citroen 2CV				
1 -	1:08.363	+ 0.950	10:41:32.387	5 -	1:07.746	+ 0.333	10:53:23.816
2 -	1:10.117	+ 2.704	10:42:42.504	6 -	1:07.711	+ 0.298	10:54:31.527
3 -	8:25.382	+ 7:17.969	10:51:07.886	7 -	1:07.744	+ 0.331	10:55:39.271
4 -	1:08.184	+ 0.771	10:52:16.070	8 -	<b>1:07.413</b>		<b>10:56:46.684</b>
<b>83</b>	<b>Simon BOWREY</b>		Citroen 2CV				
1 -	1:14.381	+ 0.351	10:41:45.906	5 -	1:14.538	+ 0.508	10:53:56.631
2 -	1:15.677	+ 1.647	10:43:01.583	6 -	1:14.430	+ 0.400	10:55:11.061
3 -	8:26.480	+ 7:12.450	10:51:28.063	7 -	1:14.106	+ 0.076	10:56:25.167
4 -	<b>1:14.030</b>		<b>10:52:42.093</b>	8 -	1:14.258	+ 0.228	10:57:39.425
<b>88</b>	<b>Anthony ROBINSON</b>		Citroen 2CV				
1 -	<b>1:09.630</b>		<b>10:41:35.100</b>	5 -	1:09.959	+ 0.329	10:53:38.430
2 -	1:11.900	+ 2.270	10:42:47.000	6 -	1:09.677	+ 0.047	10:54:48.107
3 -	8:31.538	+ 7:21.908	10:51:18.538	7 -	1:12.641	+ 3.011	10:56:00.748
4 -	1:09.933	+ 0.303	10:52:28.471	8 -	1:11.566	+ 1.936	10:57:12.314
<b>90</b>	<b>Darren BAKER</b>		Citroen 2CV				
1 -	1:12.267	+ 2.377	10:41:33.772	5 -	<b>1:09.890</b>		<b>10:53:41.425</b>
2 -	1:13.573	+ 3.683	10:42:47.345	6 -	1:10.249	+ 0.359	10:54:51.674
3 -	8:33.254	+ 7:23.364	10:51:20.599	7 -	1:10.718	+ 0.828	10:56:02.392
4 -	1:10.936	+ 1.046	10:52:31.535	8 -	1:10.251	+ 0.361	10:57:12.643
<b>93</b>	<b>Lien DAVIES</b>		Citroen 2CV				
1 -	1:14.362	+ 2.929	10:41:46.341	5 -	<b>1:11.433</b>		<b>10:54:43.076</b>
2 -	1:12.744	+ 1.311	10:42:59.085	6 -	1:11.976	+ 0.543	10:55:55.052

Mallory Park  
Circuit Length = 1.3500 miles  
Start: 10:38 End: 10:57


Weather / Track : Bright / Dry

**2CV Parts.com Championship**  
**QUALIFYING - RACE 7 - LAP ANALYSIS**

3 -	9:20.605	+ 8:09.172	10:52:19.690	7 -	1:12.291	+ 0.858	10:57:07.343
4 -	1:11.953	+ 0.520	10:53:31.643				
<b>96</b>	<b>Anthony GAYMOND</b>		Citroen 2CV				
1 -	1:13.216	+ 2.586	10:42:07.758	5 -	1:11.076	+ 0.446	10:53:18.238
2 -	1:14.083	+ 3.453	10:43:21.841	6 -	<b>1:10.630</b>		<b>10:54:28.868</b>
3 -	7:34.436	+ 6:23.806	10:50:56.277	7 -	1:10.732	+ 0.102	10:55:39.600
4 -	1:10.885	+ 0.255	10:52:07.162	8 -	1:11.422	+ 0.792	10:56:51.022
<b>97</b>	<b>Ainsley BOUSFIELD</b>		Citroen 2CV				
1 -	1:13.027	+ 1.244	10:41:40.448	5 -	1:12.539	+ 0.756	10:53:48.566
2 -	1:13.025	+ 1.242	10:42:53.473	6 -	<b>1:11.783</b>		<b>10:55:00.349</b>
3 -	8:30.293	+ 7:18.510	10:51:23.766	7 -	1:17.615	+ 5.832	10:56:17.964
4 -	1:12.261	+ 0.478	10:52:36.027	8 -	1:16.810	+ 5.027	10:57:34.774
<b>99</b>	<b>John-Paul WILKINSON</b>		Citroen 2CV				
1 -	1:09.811	+ 1.467	10:42:25.113	5 -	<b>1:08.344</b>		<b>10:53:27.809</b>
2 -	1:10.101	+ 1.757	10:43:35.214	6 -	1:08.357	+ 0.013	10:54:36.166
3 -	7:33.572	+ 6:25.228	10:51:08.786	7 -	1:08.496	+ 0.152	10:55:44.662
4 -	1:10.679	+ 2.335	10:52:19.465	8 -	1:12.625	+ 4.281	10:56:57.287

# 2CV Parts.com Championship

## RACE 7 - GRID

ROW 13	1:15.775 2 Fergus MACLEOD		
ROW 12		1:12.269 22 Mike STOREY	1:14.030 83 Simon BOWREY
ROW 11	1:11.433 93 Lien DAVIES		1:11.783 97 Ainsley BOUSFIELD
ROW 10		1:10.661 67 Jonathan TWIDALE	1:10.955 25 Trevor WILLIAMS
ROW 9	1:10.513 17 Helen DEELEY		1:10.630 96 Anthony GAYMOND
ROW 8		1:10.176 40 Nick ROADS	1:10.379 45 Martin ASQUITH
ROW 7	1:09.630 88 Anthony ROBINSON		1:09.890 90 Darren BAKER
ROW 6		1:09.549 9 Simon PEARSON	1:09.580 70 Richard HOLLIS
ROW 5	1:09.110 30 Alec GRAHAM		1:09.400 12 Mark TURNER
ROW 4		1:09.012 11 Sandro PROIETTI	1:09.034 58 Pete SPARROW
ROW 3	1:08.487 3 Steven PANAS		1:08.497 14 Neil THOMPSON
ROW 2		1:08.277 72 Matthew HOLLIS	1:08.344 99 John-Paul WILKINSON
ROW 1	1:07.413 78 Martin HINDLEY		1:07.579 1 Philip MYATT
<b>Pole</b>			
			

Mallory Park  
Circuit Length = 1.3500 miles

**These results are provisional until the conclusion of any judicial and technical matters.**

Clerk of Course :		Timekeeper :

## 2CV Parts.com Championship

### RACE 2 - CLASSIFICATION - AMENDED

POS	NO	CL	NAME	ENTRY	LAPS	TIME	GAP	DIFF	MPH	BEST	ON
1	1		<b>Sammie FRITCHLEY</b>	Citroen 2CV	22	25:06.841			70.95	1:07.276	17
2	3		<b>Wayne COWLING</b>	Citroen 2CV	22	25:15.813	<b>8.972</b>	8.972	70.53	1:07.830	20
3	99		<b>John-Paul WILKINSON</b>	Citroen 2CV	22	25:27.598	<b>20.757</b>	11.785	69.99	1:07.989	15
4	30		<b>Alec GRAHAM</b>	Citroen 2CV	22	25:27.896	<b>21.055</b>	0.298	69.97	1:07.993	3
5	9		<b>Simon PEARSON</b>	Citroen 2CV	22	25:28.402	<b>21.561</b>	0.506	69.95	1:08.225	22
6	11		<b>Sandro PROIETTI</b>	Citroen 2CV	22	25:28.456	<b>21.615</b>	0.054	69.95	1:08.130	21
7	88		<b>Anthony ROBINSON</b>	Citroen 2CV	22	25:42.155	<b>35.314</b>	13.699	69.33	1:08.420	10
8	58		<b>Pete SPARROW</b>	Citroen 2CV	22	25:42.251	<b>35.410</b>	0.096	69.32	1:08.209	13
9	17		<b>Helen DEELEY</b>	Citroen 2CV	22	25:53.694	<b>46.853</b>	11.443	68.81	1:09.030	21
10	25		<b>Trevor WILLIAMS</b>	Citroen 2CV	22	25:53.889	<b>47.048</b>	0.195	68.80	1:09.013	21
11	12		<b>Aubrey BROCKLEBANK</b>	Citroen 2CV	22	26:01.485	<b>54.644</b>	7.596	68.47	1:08.766	5
12	40		<b>Simon GUE</b>	Citroen 2CV	22	26:06.553	<b>59.712</b>	5.068	68.25	1:09.591	2
13	78		<b>Martin HINDLEY</b>	Citroen 2CV	22	26:14.149	<b>1:07.308</b>	7.596	67.92	1:06.924	16
14	14		<b>Christine THOMPSON</b>	Citroen 2CV	21	25:17.753	<b>1 lap</b>	1 lap	67.24	1:09.816	18
15	67		<b>Jonathan TWIDALE</b>	Citroen 2CV	21	25:17.803	<b>1 lap</b>	0.050	67.24	1:10.695	19
16	96		<b>Steve CHAPPELL</b>	Citroen 2CV	21	25:18.225	<b>1 lap</b>	0.422	67.22	1:10.385	3
17	22		<b>Mike STOREY</b>	Citroen 2CV	21	25:21.437	<b>1 lap</b>	3.212	67.08	1:10.987	5
18	83		<b>Simon BOWREY</b>	Citroen 2CV	21	25:22.729	<b>1 lap</b>	1.292	67.02	1:10.465	21
19	45		<b>Michael A FOX</b>	Citroen 2CV	21	25:23.980	<b>1 lap</b>	1.251	66.96	1:10.525	13
20	93		<b>Lien DAVIES</b>	Citroen 2CV	21	25:35.852	<b>1 lap</b>	11.872	66.45	1:10.863	21
21	70		<b>Nigel HOLLIS</b>	Citroen 2CV	21	25:42.284	<b>1 lap</b>	6.432	66.17	1:10.749	14
22	47		<b>Peter JAMES</b>	Citroen 2CV	21	25:56.055	<b>1 lap</b>	13.771	65.58	1:11.844	21
23	2		<b>Fergus MACLEOD</b>	Citroen 2CV	21	26:11.777	<b>1 lap</b>	15.722	64.93	1:13.006	20
24	97		<b>Martin HARROLD</b>	Citroen 2CV	21	26:12.386	<b>1 lap</b>	0.609	64.90	1:12.915	14

#### NOT CLASSIFIED

<i>DNF</i>	72		<b>Matthew HOLLIS</b>	Citroen 2CV	16	18:56.962	<b>6 laps</b>	5 laps	68.39	1:08.022	2
<i>DNF</i>	90		<b>Darren BAKER</b>	Citroen 2CV	13	16:15.589	<b>9 laps</b>	3 laps	64.76	1:10.076	2

#### FASTEST LAP

	78		<b>Martin HINDLEY</b>	Citroen 2CV	16	1:06.924		72.61 mph		116.86 kph	
--	----	--	-----------------------	-------------	----	----------	--	-----------	--	------------	--

CAR 45 - NO WORKING TRANSPONDER

Weather / Track : Bright / Dry

These results are provisional until the conclusion of any judicial and technical matters.

Mallory Park  
Circuit Length = 1.3500 miles  
Start: 14:11 End: 14:37

Clerk of Course :		Timekeeper :	
-------------------	--	--------------	--

**2CV Parts.com Championship**  
**RACE 2 - LAP CHART - AMENDED**

Lap 1			Lap 2			Lap 3			Lap 4			Lap 5		
No	Behind	Laptime	No	Behind	Laptime	No	Behind	Laptime	No	Behind	Laptime	No	Behind	Laptime
78		1:17.738	78		1:08.355	78		1:08.135	78		1:07.954	78		1:07.992
3	0.511	1:18.249	3	0.655	1:08.499	3	0.647	1:08.127	3	0.752	1:08.059	1	0.493	1:07.509
11	1.292	1:19.030	1	0.844	1:07.549	1	0.937	1:08.228	1	0.976	1:07.993	3	1.060	1:08.300
9	1.556	1:19.294	11	1.581	1:08.644	72	2.077	1:08.082	72	2.546	1:08.423	72	2.936	1:08.382
1	1.650	1:19.388	72	2.130	1:08.022	11	2.332	1:08.886	11	2.958	1:08.580	11	3.553	1:08.587
30	2.158	1:19.896	9	3.180	1:09.979	30	3.457	1:07.993	30	4.254	1:08.751	30	4.979	1:08.717
58	2.449	1:20.187	30	3.599	1:09.796	58	4.547	1:08.838	58	5.982	1:09.389	58	7.819	1:09.829
72	2.463	1:20.201	58	3.844	1:09.750	9	5.274	1:10.229	9	6.568	1:09.248	12	8.141	1:08.766
88	3.502	1:21.240	88	4.756	1:09.609	99	6.025	1:09.116	88	7.118	1:08.995	9	8.695	1:10.119
99	3.563	1:21.301	99	5.044	1:09.836	88	6.077	1:09.456	12	7.367	1:09.072	88	9.048	1:09.922
90	4.166	1:21.904	12	5.103	1:09.146	12	6.249	1:09.281	99	7.600	1:09.529	99	9.301	1:09.693
12	4.312	1:22.050	90	5.887	1:10.076	40	7.767	1:09.839	25	10.818	1:10.556	25	12.686	1:09.860
40	4.827	1:22.565	40	6.063	1:09.591	90	7.993	1:10.241	40	11.011	1:11.198	40	13.388	1:10.369
25	5.200	1:22.938	25	6.302	1:09.457	25	8.216	1:10.049	90	11.841	1:11.802	17	15.249	1:10.880
17	5.736	1:23.474	17	7.449	1:10.068	17	9.267	1:09.953	17	12.361	1:11.048	90	16.134	1:12.285
14	6.217	1:23.955	14	9.210	1:11.348	14	12.196	1:11.121	14	15.700	1:11.458	67	20.173	1:11.121
22	6.966	1:24.704	70	10.361	1:11.368	70	13.258	1:11.032	67	17.044	1:11.644	14	20.410	1:12.702
70	7.348	1:25.086	67	10.742	1:11.576	67	13.354	1:10.747	70	17.408	1:12.104	70	21.141	1:11.725
67	7.521	1:25.259	22	12.069	1:13.458	96	14.734	1:10.385	96	17.891	1:11.111	96	21.200	1:11.301
96	8.179	1:25.917	96	12.484	1:12.660	22	15.768	1:11.834	22	19.168	1:11.354	22	22.163	1:10.987
93	8.511	1:26.249	45	14.068	1:12.718	45	17.022	1:11.089	45	20.596	1:11.528	45	24.836	1:12.232
83	9.042	1:26.780	83	14.279	1:13.592	83	17.884	1:11.740	83	21.839	1:11.909	83	26.950	1:13.103
45	9.705	1:27.443	97	16.513	1:13.954	97	22.843	1:14.465	97	30.814	1:15.925	93	36.676	1:12.898
97	10.914	1:28.652	2	17.576	1:13.930	2	23.688	1:14.247	93	31.770	1:12.654	97	37.113	1:14.291
2	12.001	1:29.739	47	21.127	1:16.308	93	27.070	1:12.815	2	31.798	1:16.064	2	37.922	1:14.116
47	13.174	1:30.912	93	22.390	1:22.234	47	27.951	1:14.959	47	33.800	1:13.803	47	39.185	1:13.377

**2CV Parts.com Championship**  
**RACE 2 - LAP CHART - AMENDED**

Lap 6			Lap 7			Lap 8			Lap 9			Lap 10		
No	Behind	Laptime	No	Behind	Laptime	No	Behind	Laptime	No	Behind	Laptime	No	Behind	Laptime
78		1:07.944	78		1:07.864	78		1:07.810	78		1:07.522	78		1:07.596
1	0.635	1:08.086	1	0.702	1:07.931	1	0.905	1:08.013	1	0.961	1:07.578	1	1.049	1:07.684
3	1.685	1:08.569	3	2.655	1:08.834	3	3.713	1:08.868	72	5.362	1:08.474	72	6.107	1:08.341
72	3.451	1:08.459	72	4.064	1:08.477	72	4.410	1:08.156	3	5.775	1:09.584	3	6.438	1:08.259
11	4.380	1:08.771	11	5.648	1:09.132	11	7.196	1:09.358	11	8.853	1:09.179	30	10.509	1:08.571
30	5.915	1:08.880	30	7.185	1:09.134	30	8.218	1:08.843	30	9.534	1:08.838	11	11.380	1:10.123
58	9.281	1:09.406	58	11.629	1:10.212	58	13.888	1:10.069	99	15.613	1:08.770	99	16.497	1:08.480
9	9.804	1:09.053	9	12.517	1:10.577	99	14.365	1:09.128	9	15.885	1:08.828	9	16.904	1:08.615
12	9.893	1:09.696	12	12.826	1:10.797	9	14.579	1:09.872	58	16.407	1:10.041	88	17.873	1:08.420
99	10.259	1:08.902	99	13.047	1:10.652	12	15.185	1:10.169	88	17.049	1:08.749	58	18.063	1:09.252
88	10.835	1:09.731	88	13.422	1:10.451	88	15.822	1:10.210	12	17.299	1:09.636	12	18.505	1:08.802
25	14.920	1:10.178	25	17.236	1:10.180	25	19.959	1:10.533	25	22.774	1:10.337	25	25.755	1:10.577
40	15.721	1:10.277	40	18.364	1:10.507	40	21.114	1:10.560	40	24.251	1:10.659	40	27.745	1:11.090
17	17.214	1:09.909	17	19.404	1:10.054	17	21.666	1:10.072	17	24.713	1:10.569	17	27.956	1:10.839
90	23.831	1:15.641	96	29.660	1:12.269	96	33.624	1:11.774	14	38.471	1:12.135	14	43.148	1:12.273
14	24.437	1:11.971	14	30.353	1:13.780	14	33.858	1:11.315	96	38.560	1:12.458	96	43.205	1:12.241
67	24.500	1:12.271	67	30.625	1:13.989	22	34.986	1:11.570	67	39.098	1:11.534	67	43.749	1:12.247
96	25.255	1:11.999	22	31.226	1:13.130	67	35.086	1:12.271	22	39.185	1:11.721	22	44.039	1:12.450
70	25.532	1:12.335	70	32.401	1:14.733	70	36.278	1:11.687	70	39.859	1:11.103	70	44.741	1:12.478
22	25.960	1:11.741	45	32.728	1:12.538	45	36.980	1:12.062	45	40.774	1:11.316	45	45.125	1:11.947
45	28.054	1:11.162	83	36.547	1:12.735	83	41.024	1:12.287	83	45.458	1:11.956	83	49.751	1:11.889
83	31.676	1:12.670	93	45.925	1:12.695	93	50.201	1:12.086	93	54.762	1:12.083	93	59.163	1:11.997
93	41.094	1:12.362	90	48.296	1:32.329	90	53.411	1:12.925	90	59.351	1:13.462	90	1:05.094	1:13.339
97	43.196	1:14.027	97	49.878	1:14.546	2	56.281	1:13.511	2	1:02.806	1:14.047			
47	44.579	1:13.338	2	50.580	1:13.627	97	56.503	1:14.435	97	1:03.180	1:14.199			
2	44.817	1:14.839	47	51.505	1:14.790	47	57.404	1:13.709	47	1:04.713	1:14.831			

**2CV Parts.com Championship**  
**RACE 2 - LAP CHART - AMENDED**

Lap 11			Lap 12			Lap 13			Lap 14			Lap 15		
No	Behind	Laptime	No	Behind	Laptime	No	Behind	Laptime	No	Behind	Laptime	No	Behind	Laptime
78		1:07.444	78		1:07.567	78		1:07.544	78		1:07.996	78		1:07.538
1	2.182	1:08.577	1	2.437	1:07.822	93	1 LAP	1:12.408	1	2.881	1:07.952	1	3.266	1:07.923
47	1 LAP	1:13.809	90	1 LAP	1:14.076	1	2.925	1:08.032	93	1 LAP	1:11.553	93	1 LAP	1:11.423
2	1 LAP	1:16.201	72	7.576	1:08.396	72	8.210	1:08.178	72	8.536	1:08.322	72	9.070	1:08.072
97	1 LAP	1:16.851	3	8.087	1:08.447	3	8.659	1:08.116	3	8.885	1:08.222	3	9.623	1:08.276
72	6.747	1:08.084	47	1 LAP	1:12.935	90	1 LAP	1:13.414	90	1 LAP	1:14.095	30	18.490	1:08.572
3	7.207	1:08.213	2	1 LAP	1:15.694	47	1 LAP	1:12.469	30	17.456	1:09.142	11	19.200	1:09.139
30	12.324	1:09.259	97	1 LAP	1:15.122	11	15.856	1:09.107	11	17.599	1:09.739	99	20.926	1:09.989
11	12.918	1:08.982	30	13.727	1:08.970	30	16.310	1:10.127	47	1 LAP	1:12.370	9	21.576	1:08.389
99	17.984	1:08.931	11	14.293	1:08.942	2	1 LAP	1:13.939	99	20.475	1:08.393	47	1 LAP	1:12.906
9	18.221	1:08.761	99	19.106	1:08.689	97	1 LAP	1:13.725	9	20.725	1:08.258	58	26.571	1:09.616
88	19.298	1:08.869	9	19.437	1:08.783	99	20.078	1:08.516	2	1 LAP	1:13.109	88	28.225	1:09.882
58	19.398	1:08.779	88	20.471	1:08.740	9	20.463	1:08.570	58	24.493	1:11.199	2	1 LAP	1:13.066
12	20.861	1:09.800	58	20.625	1:08.794	58	21.290	1:08.209	97	1 LAP	1:15.024	97	1 LAP	1:12.915
25	29.536	1:11.225	12	24.126	1:10.832	88	21.944	1:09.017	88	25.881	1:11.933	12	35.935	1:11.871
17	30.306	1:09.794	17	33.047	1:10.308	12	27.753	1:11.171	12	31.602	1:11.845	17	39.189	1:09.598
40	31.023	1:10.722	25	33.376	1:11.407	17	35.510	1:10.007	17	37.129	1:09.615	25	39.403	1:09.608
14	47.764	1:12.060	40	33.935	1:10.479	25	35.719	1:09.887	25	37.333	1:09.610	40	42.230	1:10.968
22	48.652	1:12.057	14	52.110	1:11.913	40	36.368	1:09.977	40	38.800	1:10.428	14	1:03.328	1:11.482
67	48.725	1:12.420	67	52.677	1:11.519	14	56.232	1:11.666	14	59.384	1:11.148	67	1:03.905	1:11.369
96	49.401	1:13.640	22	53.095	1:12.010	67	56.620	1:11.487	67	1:00.074	1:11.450	70	1:04.410	1:11.109
45	49.682	1:12.001	96	54.028	1:12.194	22	57.315	1:11.764	70	1:00.839	1:10.749	96	1:05.092	1:11.127
70	50.386	1:13.089	70	54.298	1:11.479	70	58.086	1:11.332	22	1:01.048	1:11.729	22	1:05.400	1:11.890
83	54.032	1:11.725	45	56.552	1:14.437	96	58.694	1:12.210	96	1:01.503	1:10.805	45	1:06.663	1:11.548
93	1:03.602	1:11.883	83	58.258	1:11.793	45	59.533	1:10.525	45	1:02.653	1:11.116			
						83	1:01.954	1:11.240	83	1:05.117	1:11.159			

**2CV Parts.com Championship**  
**RACE 2 - LAP CHART - AMENDED**

Lap 16			Lap 17			Lap 18			Lap 19			Lap 20		
No	Behind	Laptime	No	Behind	Laptime	No	Behind	Laptime	No	Behind	Laptime	No	Behind	Laptime
78		1:06.924	78		1:08.377	78		1:08.257	78		1:08.003	1		1:08.116
83	1 LAP	1:11.664	67	1 LAP	1:11.580	1	2.780	1:07.910	1	2.806	1:08.029	14	1 LAP	1:10.677
1	4.228	1:07.886	70	1 LAP	1:12.678	67	1 LAP	1:11.512	14	1 LAP	1:09.816	67	1 LAP	1:10.695
3	11.221	1:08.522	96	1 LAP	1:12.181	14	1 LAP	1:12.524	67	1 LAP	1:10.862	96	1 LAP	1:10.580
93	1 LAP	1:11.487	22	1 LAP	1:12.257	96	1 LAP	1:11.350	96	1 LAP	1:10.397	78	7.378	1:18.300
30	21.009	1:09.443	45	1 LAP	1:11.526	70	1 LAP	1:11.763	70	1 LAP	1:10.833	22	1 LAP	1:11.565
11	21.675	1:09.399	1	3.127	1:07.276	22	1 LAP	1:11.552	22	1 LAP	1:11.056	3	9.420	1:07.830
99	22.633	1:08.631	83	1 LAP	1:11.782	45	1 LAP	1:12.579	45	1 LAP	1:10.728	70	1 LAP	1:13.271
9	23.012	1:08.360	3	11.771	1:08.927	83	1 LAP	1:11.089	83	1 LAP	1:10.780	45	1 LAP	1:12.021
47	1 LAP	1:11.886	93	1 LAP	1:11.494	3	12.204	1:08.690	3	12.512	1:08.311	83	1 LAP	1:11.126
58	29.258	1:09.611	30	22.029	1:09.397	93	1 LAP	1:11.565	99	23.777	1:08.634	99	21.206	1:08.351
88	30.502	1:09.201	11	22.349	1:09.051	30	22.732	1:08.960	11	23.912	1:08.143	30	21.403	1:08.083
2	1 LAP	1:13.144	99	22.778	1:08.522	99	23.146	1:08.625	93	1 LAP	1:12.723	11	21.944	1:08.954
97	1 LAP	1:13.624	9	23.199	1:08.564	11	23.772	1:09.680	30	24.242	1:09.513	9	22.170	1:08.660
12	40.570	1:11.559	58	30.305	1:09.424	9	23.922	1:08.980	9	24.432	1:08.513	93	1 LAP	1:10.950
17	42.162	1:09.897	88	31.144	1:09.019	58	32.363	1:10.315	58	34.267	1:09.907	88	33.132	1:09.703
25	42.348	1:09.869	47	1 LAP	1:12.365	88	33.093	1:10.206	88	34.351	1:09.261	58	33.135	1:09.790
72	43.039	1:40.893	2	1 LAP	1:13.713	47	1 LAP	1:12.281	47	1 LAP	1:12.355	47	1 LAP	1:12.397
40	46.402	1:11.096	97	1 LAP	1:14.148	17	45.639	1:10.046	17	47.327	1:09.691	17	45.734	1:09.329
14	1:07.802	1:11.398	12	43.821	1:11.628	25	45.880	1:09.973	25	47.578	1:09.701	25	45.940	1:09.284
			17	43.850	1:10.065	12	46.391	1:10.827	12	48.956	1:10.568	12	48.820	1:10.786
			25	44.164	1:10.193	2	1 LAP	1:14.889	2	1 LAP	1:13.131	40	54.514	1:10.397
			40	49.252	1:11.227	97	1 LAP	1:13.180	97	1 LAP	1:13.372	2	1 LAP	1:14.335
						40	52.049	1:11.054	40	55.039	1:10.993	97	1 LAP	1:13.262

**2CV Parts.com Championship**  
**RACE 2 - LAP CHART - AMENDED**

Lap 21			Lap 22		
No	Behind	Laptime	No	Behind	Laptime
1		1:08.666	1		1:08.693
14	1 LAP	1:11.287	3	8.972	1:08.460
67	1 LAP	1:11.049	14	1 LAP	1:11.724
96	1 LAP	1:10.689	67	1 LAP	1:11.201
3	9.205	1:08.451	96	1 LAP	1:10.937
22	1 LAP	1:11.125	22	1 LAP	1:11.483
45	1 LAP	1:11.223	83	1 LAP	1:10.465
83	1 LAP	1:11.245	45	1 LAP	1:12.241
30	20.822	1:08.085	99	20.757	1:08.204
70	1 LAP	1:19.224	30	21.055	1:08.926
99	21.246	1:08.706	9	21.561	1:08.225
11	21.408	1:08.130	11	21.615	1:08.900
9	22.029	1:08.525	93	1 LAP	1:10.863
93	1 LAP	1:11.430	88	35.314	1:08.896
88	35.111	1:10.645	58	35.410	1:08.823
58	35.280	1:10.811	70	1 LAP	1:23.106
78	36.611	1:37.899	17	46.853	1:09.448
47	1 LAP	1:12.411	25	47.048	1:09.454
17	46.098	1:09.030	47	1 LAP	1:11.844
25	46.287	1:09.013	12	54.644	1:11.578
12	51.759	1:11.605	40	59.712	1:11.293
40	57.112	1:11.264	2	1 LAP	1:13.430
2	1 LAP	1:13.006	97	1 LAP	1:13.431
97	1 LAP	1:13.238	78	1:07.308	1:39.390

## 2CV Parts.com Championship RACE 7 - CLASSIFICATION

POS	NO	CL	NAME	ENTRY	LAPS	TIME	GAP	DIFF	MPH	BEST	ON
1	72		Matthew HOLLIS	Citroen 2CV	14	16:08.983			70.21	1:07.650	11
2	78		Martin HINDLEY	Citroen 2CV	14	16:09.111	0.128	0.128	70.20	1:07.641	11
3	3		Steven PANAS	Citroen 2CV	14	16:12.287	3.304	3.176	69.97	1:07.595	6
4	99		John-Paul WILKINSON	Citroen 2CV	14	16:21.122	12.139	8.835	69.34	1:08.391	7
5	11		Sandro PROIETTI	Citroen 2CV	14	16:21.510	12.527	0.388	69.32	1:08.752	14
6	1		Philip MYATT	Citroen 2CV	14	16:22.295	13.312	0.785	69.26	1:08.543	10
7	14		Neil THOMPSON	Citroen 2CV	14	16:22.428	13.445	0.133	69.25	1:08.730	8
8	12		Mark TURNER	Citroen 2CV	14	16:23.255	14.272	0.827	69.19	1:08.735	6
9	88		Anthony ROBINSON	Citroen 2CV	14	16:32.808	23.825	9.553	68.53	1:08.778	7
10	70		Richard HOLLIS	Citroen 2CV	14	16:33.079	24.096	0.271	68.51	1:09.206	6
11	40		Nick ROADS	Citroen 2CV	14	16:33.299	24.316	0.220	68.49	1:09.444	6
12	25		Trevor WILLIAMS	Citroen 2CV	14	16:33.570	24.587	0.271	68.47	1:09.254	14
13	9		Nick GRANT	Citroen 2CV	14	16:34.562	25.579	0.992	68.41	1:09.210	6
14	17		Helen DEELEY	Citroen 2CV	14	16:35.067	26.084	0.505	68.37	1:09.426	7
15	58		Pete SPARROW	Citroen 2CV	14	16:50.303	41.320	15.236	67.34	1:08.774	3
16	83		Simon BOWREY	Citroen 2CV	14	16:53.764	44.781	3.461	67.11	1:10.287	9
17	90		Darren BAKER	Citroen 2CV	14	16:54.281	45.298	0.517	67.08	1:09.823	3
18	96		Anthony GAYMOND	Citroen 2CV	14	16:54.732	45.749	0.451	67.05	1:10.449	14
19	47		Peter JAMES	Citroen 2CV	14	16:56.456	47.473	1.724	66.93	1:10.271	8
20	97		Ainsley BOUSFIELD	Citroen 2CV	14	17:05.820	56.837	9.364	66.32	1:11.441	8
21	67		Jonathan TWIDALE	Citroen 2CV	14	17:07.018	58.035	1.198	66.24	1:11.531	6
22	93		Lien DAVIES	Citroen 2CV	14	17:14.331	1:05.348	7.313	65.78	1:11.397	8
23	2		Fergus MACLEOD	Citroen 2CV	13	17:08.134	1 lap	1 lap	61.45	1:12.008	6
24	30		Alec GRAHAM	Citroen 2CV	12	16:17.523	2 laps	1 lap	59.66	1:19.371	2

NOT CLASSIFIED

DNF	45		Martin ASQUITH	Citroen 2CV	5	7:26.688	9 laps	7 laps	54.40	1:10.783	2
-----	----	--	----------------	-------------	---	----------	--------	--------	-------	----------	---

FASTEST LAP

	3		Steven PANAS	Citroen 2CV	6	1:07.595			71.89 mph	115.70 kph	
--	---	--	--------------	-------------	---	----------	--	--	-----------	------------	--

Weather / Track : Bright / Dry

These results are provisional until the conclusion of any judicial and technical matters.

Mallory Park  
Circuit Length = 1.3500 miles  
Start: 17:23 End: 17:41

Clerk of Course :		Timekeeper :	
-------------------	--	--------------	--

## 2CV Parts.com Championship

### RACE 7 - LAP CHART

Lap 1			Lap 2			Lap 3			Lap 4			Lap 5		
No	Behind	Laptime	No	Behind	Laptime	No	Behind	Laptime	No	Behind	Laptime	No	Behind	Laptime
1		1:18.710	99		1:10.345	11		1:09.183	78		1:08.323	78		1:08.941
99	0.182	1:18.892	72	0.062	1:10.209	78	0.120	1:08.841	72	0.786	1:08.791	72	0.601	1:08.756
72	0.380	1:19.090	11	0.168	1:10.112	72	0.438	1:09.727	11	1.106	1:09.549	11	1.138	1:08.973
11	0.583	1:19.293	3	0.443	1:10.201	3	0.819	1:09.727	58	1.437	1:08.907	3	1.765	1:07.867
3	0.769	1:19.479	1	0.510	1:11.037	1	0.859	1:09.700	3	2.839	1:10.463	14	3.161	1:09.101
78	1.180	1:19.890	78	0.630	1:09.977	58	0.973	1:08.774	14	3.001	1:09.699	99	3.768	1:09.486
58	1.437	1:20.147	14	1.378	1:10.146	99	1.362	1:10.713	99	3.223	1:10.304	12	4.175	1:09.269
14	1.759	1:20.469	58	1.550	1:10.640	14	1.745	1:09.718	12	3.847	1:10.042	1	5.632	1:08.936
12	2.066	1:20.776	12	2.164	1:10.625	12	2.248	1:09.435	70	5.036	1:09.989	70	6.279	1:10.184
9	2.732	1:21.442	70	2.941	1:09.812	70	3.490	1:09.900	1	5.637	1:13.221	9	7.230	1:10.521
70	3.656	1:22.366	9	3.466	1:11.261	9	3.938	1:09.823	9	5.650	1:10.155	40	7.816	1:10.381
40	3.956	1:22.666	40	3.928	1:10.499	40	4.700	1:10.123	40	6.376	1:10.119	17	8.562	1:09.797
90	4.445	1:23.155	17	6.432	1:11.682	17	6.606	1:09.525	17	7.706	1:09.543	25	8.714	1:09.738
88	4.663	1:23.373	25	6.646	1:12.274	25	6.771	1:09.476	25	7.917	1:09.589	88	9.284	1:09.914
25	4.899	1:23.609	88	7.652	1:13.516	88	7.856	1:09.555	88	8.311	1:08.898	90	12.219	1:11.103
17	5.277	1:23.987	90	7.902	1:13.984	90	8.374	1:09.823	90	10.057	1:10.126	96	15.150	1:11.124
96	5.881	1:24.591	93	9.191	1:12.455	96	10.807	1:10.635	96	12.967	1:10.603	83	17.605	1:11.568
97	6.322	1:25.032	96	9.523	1:14.169	93	11.563	1:11.723	83	14.978	1:10.996	67	18.314	1:11.731
83	7.001	1:25.711	67	9.649	1:12.284	67	12.079	1:11.781	67	15.524	1:11.888	93	19.880	1:12.739
93	7.263	1:25.973	83	10.032	1:13.558	83	12.425	1:11.744	93	16.082	1:12.962	45	1 LAP	1:11.402
67	7.892	1:26.602	47	10.942	1:11.909	45	1 LAP	1:10.783	97	17.061	1:11.514	97	20.119	1:11.999
47	9.560	1:28.270	97	11.372	1:15.577	47	13.730	1:12.139	45	1 LAP	1:13.058	47	21.116	1:12.052
2	10.399	1:29.109	45	1 LAP	2:40.610	97	13.990	1:11.969	47	18.005	1:12.718	58	22.299	1:29.803
30	17.236	1:35.946	2	13.052	1:13.180	2	15.844	1:12.143	2	20.076	1:12.675	2	24.334	1:13.199
			30	26.080	1:19.371	30	36.423	1:19.694	30	48.077	1:20.097	30	59.661	1:20.525

## 2CV Parts.com Championship

### RACE 7 - LAP CHART

Lap 6			Lap 7			Lap 8			Lap 9			Lap 10		
No	Behind	Laptime	No	Behind	Laptime	No	Behind	Laptime	No	Behind	Laptime	No	Behind	Laptime
78		1:08.907	72		1:08.481	72		1:08.085	72		1:07.838	72		1:07.909
72	0.276	1:08.582	78	0.144	1:08.901	78	0.122	1:08.063	78	0.140	1:07.856	78	0.111	1:07.880
3	0.453	1:07.595	3	0.732	1:09.036	3	0.702	1:08.055	3	0.976	1:08.112	3	1.250	1:08.183
11	1.551	1:09.320	11	1.977	1:09.183	11	3.655	1:09.763	99	5.775	1:09.531	99	7.229	1:09.363
14	3.709	1:09.455	30	1 LAP	1:21.065	99	4.082	1:08.535	11	5.975	1:10.158	11	7.379	1:09.313
99	3.998	1:09.137	99	3.632	1:08.391	14	4.477	1:08.730	14	6.326	1:09.687	14	7.898	1:09.481
12	4.003	1:08.735	14	3.832	1:08.880	12	5.970	1:09.439	1	7.738	1:09.013	1	8.372	1:08.543
1	5.404	1:08.679	12	4.616	1:09.370	1	6.563	1:09.043	12	7.957	1:09.825	12	9.153	1:09.105
70	6.578	1:09.206	1	5.605	1:08.958	70	8.860	1:09.696	70	11.473	1:10.451	9	14.113	1:09.998
9	7.533	1:09.210	70	7.249	1:09.428	9	10.033	1:09.880	9	12.024	1:09.829	70	15.299	1:11.735
40	8.353	1:09.444	9	8.238	1:09.462	40	10.711	1:09.678	40	12.717	1:09.844	40	15.424	1:10.616
17	9.423	1:09.768	40	9.118	1:09.522	17	11.436	1:09.429	17	13.479	1:09.881	17	15.600	1:10.030
25	9.639	1:09.832	17	10.092	1:09.426	25	11.763	1:09.617	25	13.670	1:09.745	25	15.797	1:10.036
88	10.609	1:10.232	25	10.231	1:09.349	88	12.543	1:09.998	88	13.989	1:09.284	88	16.173	1:10.093
90	14.980	1:11.668	88	10.630	1:08.778	30	1 LAP	1:19.542	96	26.720	1:10.986	58	30.350	1:10.087
96	17.720	1:11.477	90	18.448	1:12.225	90	22.594	1:12.231	30	1 LAP	1:20.176	96	31.005	1:12.194
83	20.296	1:11.598	96	20.532	1:11.569	96	23.572	1:11.125	90	27.078	1:12.322	90	31.064	1:11.895
67	20.938	1:11.531	83	23.396	1:11.857	58	26.463	1:10.445	58	28.172	1:09.547	83	32.460	1:11.198
45	1 LAP	1:10.835	58	24.103	1:09.562	83	26.722	1:11.411	83	29.171	1:10.287	47	36.796	1:11.099
93	22.637	1:11.664	67	24.221	1:12.040	67	27.897	1:11.761	67	32.051	1:11.992	67	37.508	1:13.366
58	23.298	1:09.906	93	25.531	1:11.651	93	28.843	1:11.397	93	32.531	1:11.526	30	1 LAP	1:20.003
97	24.839	1:13.627	47	27.426	1:10.862	47	29.612	1:10.271	47	33.606	1:11.832	97	39.503	1:11.991
47	25.321	1:13.112	97	28.286	1:12.204	97	31.642	1:11.441	97	35.421	1:11.617	93	45.629	1:21.007
2	27.435	1:12.008	2	31.241	1:12.563	2	36.083	1:12.927	2	41.143	1:12.898			

## 2CV Parts.com Championship

### RACE 7 - LAP CHART

Lap 11			Lap 12			Lap 13			Lap 14		
No	Behind	Laptime	No	Behind	Laptime	No	Behind	Laptime	No	Behind	Laptime
72		1:07.650	72		1:08.000	72		1:07.808	72		1:08.057
78	0.102	1:07.641	78	0.118	1:08.016	78	0.093	1:07.783	78	0.128	1:08.092
3	1.794	1:08.194	3	2.078	1:08.284	3	2.741	1:08.471	3	3.304	1:08.620
99	8.619	1:09.040	99	9.740	1:09.121	99	11.302	1:09.370	30	2 LAPS	1:20.788
11	9.204	1:09.475	1	10.656	1:08.642	11	11.832	1:08.958	99	12.139	1:08.894
14	9.816	1:09.568	11	10.682	1:09.478	1	12.560	1:09.712	11	12.527	1:08.752
1	10.014	1:09.292	14	11.548	1:09.732	14	12.585	1:08.845	1	13.312	1:08.809
12	10.771	1:09.268	12	11.726	1:08.955	12	13.146	1:09.228	14	13.445	1:08.917
9	17.300	1:10.837	40	19.627	1:09.649	88	22.072	1:09.576	12	14.272	1:09.183
40	17.978	1:10.204	70	20.146	1:09.744	70	22.880	1:10.542	88	23.825	1:09.810
70	18.402	1:10.753	88	20.304	1:09.785	40	22.898	1:11.079	70	24.096	1:09.273
88	18.519	1:09.996	9	20.558	1:11.258	17	23.312	1:10.115	40	24.316	1:09.475
17	18.907	1:10.957	17	21.005	1:10.098	25	23.390	1:10.009	25	24.587	1:09.254
25	19.155	1:11.008	25	21.189	1:10.034	9	23.974	1:11.224	9	25.579	1:09.662
58	33.934	1:11.234	58	36.265	1:10.331	58	39.054	1:10.597	17	26.084	1:10.829
90	35.462	1:12.048	83	38.841	1:10.596	83	42.116	1:11.083	58	41.320	1:10.323
83	36.245	1:11.435	90	39.606	1:12.144	90	42.692	1:10.894	83	44.781	1:10.722
96	36.832	1:13.477	96	40.566	1:11.734	96	43.357	1:10.599	90	45.298	1:10.663
47	40.035	1:10.889	47	42.621	1:10.586	47	45.159	1:10.346	96	45.749	1:10.449
67	42.367	1:12.509	67	46.931	1:12.564	97	52.303	1:12.213	47	47.473	1:10.371
97	44.063	1:12.210	97	47.898	1:11.835	67	52.657	1:13.534	97	56.837	1:12.591
2	1 LAP	2:19.242	2	1 LAP	1:13.233	2	1 LAP	1:12.538	67	58.035	1:13.435
93	50.771	1:12.792	93	55.463	1:12.692	93	1:00.541	1:12.886	2	1 LAP	1:12.419
30	1 LAP	1:20.301	30	1 LAP	1:20.015				93	1:05.348	1:12.864

# BARC Westfield Sportscar Series

## QUALIFYING - RACE 3 - CLASSIFICATION

POS	NO	CL	NAME	ENTRY	TIME	ON	LAPS	GAP	DIFF	MPH
1	19	B	Chris GOULD	Westfield SE	51.876	15	16			93.68
2	3	B	Brian SMALL	Westfield SE	51.878	12	12	0.002	0.002	93.68
3	2	B	Nick FLOWERS	Westfield SE	51.897	7	16	0.021	0.019	93.64
4	29	B	Will CHAPPELL	Westfield SEi Turbo	52.399	14	16	0.523	0.502	92.74
5	50	B	Brian DEAN	Westfield SE	52.522	13	15	0.646	0.123	92.53
6	24	B	Simon PRYKE	Westfield SEW	52.535	9	16	0.659	0.013	92.50
7	36	B	Jon CHAPPELL	Westfield SEi	52.888	5	14	1.012	0.353	91.89
8	17	B	Harry GORDON-FINLAYSON	Westfield SEW	53.102	13	15	1.226	0.214	91.52
9	14	B	Seamus HARDING	Westfield 1800 Zetec	53.148	13	15	1.272	0.046	91.44
10	60	B	Mark CALLAHAN	Westfield SE	53.329	5	15	1.453	0.181	91.13
11	13	B	Matthew JONES	Westfield SE	53.689	8	8	1.813	0.360	90.52
12	25	B	Nick GROUT	Westfield Zetec	53.885	6	7	2.009	0.196	90.19
13	71	B	Martin GARTSIDE	Westfield SE	55.349	4	9	3.473	1.464	87.80

Weather / Track : Bright / Dry

These results are provisional until the conclusion of any judicial and technical matters.

Mallory Park  
 Circuit Length = 1.3500 miles  
 Start: 11:04 End: 11:19

Clerk of Course :

Timekeeper :

## BARC Westfield Sportscar Series

### QUALIFYING - RACE 3 - LAP ANALYSIS

<b>2</b>	<b>Nick FLOWERS</b>						<b>B</b>	<b>Westfield SE</b>					
1 -	54.080	+ 2.183	11:05:52.576	9 -	53.027	+ 1.130	11:12:51.080						
2 -	52.261	+ 0.364	11:06:44.837	10 -	52.217	+ 0.320	11:13:43.297						
3 -	52.016	+ 0.119	11:07:36.853	11 -	55.852	+ 3.955	11:14:39.149						
4 -	52.013	+ 0.116	11:08:28.866	12 -	53.156	+ 1.259	11:15:32.305						
5 -	52.468	+ 0.571	11:09:21.334	13 -	52.464	+ 0.567	11:16:24.769						
6 -	52.465	+ 0.568	11:10:13.799	14 -	51.986	+ 0.089	11:17:16.755						
7 -	<b>51.897</b>		<b>11:11:05.696</b>	15 -	51.918	+ 0.021	11:18:08.673						
8 -	52.357	+ 0.460	11:11:58.053	16 -	52.573	+ 0.676	11:19:01.246						
<b>3</b>	<b>Brian SMALL</b>						<b>B</b>	<b>Westfield SE</b>					
1 -	57.393	+ 5.515	11:05:55.105	7 -	55.116	+ 3.238	11:11:36.609						
2 -	56.474	+ 4.596	11:06:51.579	8 -	53.297	+ 1.419	11:12:29.906						
3 -	54.906	+ 3.028	11:07:46.485	9 -	54.205	+ 2.327	11:13:24.111						
4 -	53.966	+ 2.088	11:08:40.451	10 -	52.921	+ 1.043	11:14:17.032						
5 -	53.811	+ 1.933	11:09:34.262	11 -	53.246	+ 1.368	11:15:10.278						
6 -	1:07.231	+ 15.353	11:10:41.493	12 -	<b>51.878</b>		<b>11:16:02.156</b>						
<b>13</b>	<b>Matthew JONES</b>						<b>B</b>	<b>Westfield SE</b>					
1 -	1:00.384	+ 6.695	11:10:02.174	5 -	55.149	+ 1.460	11:13:46.102						
2 -	57.107	+ 3.418	11:10:59.281	6 -	3:25.757	+ 2:32.068	11:17:11.859						
3 -	55.833	+ 2.144	11:11:55.114	7 -	53.882	+ 0.193	11:18:05.741						
4 -	55.839	+ 2.150	11:12:50.953	8 -	<b>53.689</b>		<b>11:18:59.430</b>						
<b>14</b>	<b>Seamus HARDING</b>						<b>B</b>	<b>Westfield 1800 Zetec</b>					
1 -	58.704	+ 5.556	11:06:00.133	9 -	54.172	+ 1.024	11:13:18.719						
2 -	55.395	+ 2.247	11:06:55.528	10 -	53.564	+ 0.416	11:14:12.283						
3 -	54.211	+ 1.063	11:07:49.739	11 -	53.489	+ 0.341	11:15:05.772						
4 -	54.229	+ 1.081	11:08:43.968	12 -	53.466	+ 0.318	11:15:59.238						
5 -	54.587	+ 1.439	11:09:38.555	13 -	<b>53.148</b>		<b>11:16:52.386</b>						
6 -	58.229	+ 5.081	11:10:36.784	14 -	56.208	+ 3.060	11:17:48.594						
7 -	53.761	+ 0.613	11:11:30.545	15 -	59.137	+ 5.989	11:18:47.731						
8 -	54.002	+ 0.854	11:12:24.547										
<b>17</b>	<b>Harry GORDON-FINLAYSON</b>						<b>B</b>	<b>Westfield SEW</b>					
1 -	56.091	+ 2.989	11:06:22.153	9 -	53.430	+ 0.328	11:13:35.504						
2 -	54.525	+ 1.423	11:07:16.678	10 -	55.078	+ 1.976	11:14:30.582						
3 -	56.103	+ 3.001	11:08:12.781	11 -	53.349	+ 0.247	11:15:23.931						
4 -	54.027	+ 0.925	11:09:06.808	12 -	53.254	+ 0.152	11:16:17.185						
5 -	54.112	+ 1.010	11:10:00.920	13 -	<b>53.102</b>		<b>11:17:10.287</b>						
6 -	54.096	+ 0.994	11:10:55.016	14 -	53.286	+ 0.184	11:18:03.573						
7 -	53.374	+ 0.272	11:11:48.390	15 -	54.946	+ 1.844	11:18:58.519						
8 -	53.684	+ 0.582	11:12:42.074										
<b>19</b>	<b>Chris GOULD</b>						<b>B</b>	<b>Westfield SE</b>					
1 -	53.993	+ 2.117	11:05:44.759	9 -	53.648	+ 1.772	11:12:49.567						
2 -	53.366	+ 1.490	11:06:38.125	10 -	52.572	+ 0.696	11:13:42.139						
3 -	53.168	+ 1.292	11:07:31.293	11 -	52.787	+ 0.911	11:14:34.926						
4 -	53.222	+ 1.346	11:08:24.515	12 -	52.329	+ 0.453	11:15:27.255						
5 -	52.921	+ 1.045	11:09:17.436	13 -	52.311	+ 0.435	11:16:19.566						
6 -	52.746	+ 0.870	11:10:10.182	14 -	52.422	+ 0.546	11:17:11.988						
7 -	52.538	+ 0.662	11:11:02.720	15 -	<b>51.876</b>		<b>11:18:03.864</b>						
8 -	53.199	+ 1.323	11:11:55.919	16 -	52.437	+ 0.561	11:18:56.301						
<b>24</b>	<b>Simon PRYKE</b>						<b>B</b>	<b>Westfield SEW</b>					
1 -	55.785	+ 3.250	11:05:45.723	9 -	<b>52.535</b>		<b>11:12:53.285</b>						
2 -	53.900	+ 1.365	11:06:39.623	10 -	52.886	+ 0.351	11:13:46.171						
3 -	53.632	+ 1.097	11:07:33.255	11 -	53.142	+ 0.607	11:14:39.313						
4 -	54.544	+ 2.009	11:08:27.799	12 -	57.609	+ 5.074	11:15:36.922						
5 -	52.867	+ 0.332	11:09:20.666	13 -	53.379	+ 0.844	11:16:30.301						
6 -	53.932	+ 1.397	11:10:14.598	14 -	53.367	+ 0.832	11:17:23.668						
7 -	53.171	+ 0.636	11:11:07.769	15 -	53.297	+ 0.762	11:18:16.965						
8 -	52.981	+ 0.446	11:12:00.750	16 -	52.855	+ 0.320	11:19:09.820						

Mallory Park  
 Circuit Length = 1.3500 miles  
 Start: 11:04 End: 11:19

Weather / Track : Bright / Dry

# BARC Westfield Sportscar Series


## QUALIFYING - RACE 3 - LAP ANALYSIS

<b>25</b>	<b>Nick GROUT</b>		<b>B Westfield Zetec</b>				
1 -	59.043	+ 5.158	11:06:18.512	5 -	54.720	+ 0.835	11:10:02.220
2 -	57.953	+ 4.068	11:07:16.465	6 -	<b>53.885</b>		<b>11:10:56.105</b>
3 -	56.213	+ 2.328	11:08:12.678	7 -	1:01.905	+ 8.020	11:11:58.010
4 -	54.822	+ 0.937	11:09:07.500				
<b>29</b>	<b>Will CHAPPELL</b>		<b>B Westfield SEi Turbo</b>				
1 -	54.850	+ 2.451	11:05:46.986	9 -	52.981	+ 0.582	11:12:54.136
2 -	53.551	+ 1.152	11:06:40.537	10 -	52.430	+ 0.031	11:13:46.566
3 -	53.162	+ 0.763	11:07:33.699	11 -	53.151	+ 0.752	11:14:39.717
4 -	53.495	+ 1.096	11:08:27.194	12 -	52.896	+ 0.497	11:15:32.613
5 -	54.498	+ 2.099	11:09:21.692	13 -	52.612	+ 0.213	11:16:25.225
6 -	53.148	+ 0.749	11:10:14.840	14 -	<b>52.399</b>		<b>11:17:17.624</b>
7 -	53.404	+ 1.005	11:11:08.244	15 -	52.909	+ 0.510	11:18:10.533
8 -	52.911	+ 0.512	11:12:01.155	16 -	53.019	+ 0.620	11:19:03.552
<b>36</b>	<b>Jon CHAPPELL</b>		<b>B Westfield SEi</b>				
1 -	1:05.134	+ 12.246	11:06:13.864	8 -	54.101	+ 1.213	11:13:40.774
2 -	1:03.264	+ 10.376	11:07:17.128	9 -	1:00.405	+ 7.517	11:14:41.179
3 -	1:52.910	+ 1:00.022	11:09:10.038	10 -	53.040	+ 0.152	11:15:34.219
4 -	53.726	+ 0.838	11:10:03.764	11 -	52.941	+ 0.053	11:16:27.160
5 -	<b>52.888</b>		<b>11:10:56.652</b>	12 -	53.272	+ 0.384	11:17:20.432
6 -	55.092	+ 2.204	11:11:51.744	13 -	53.578	+ 0.690	11:18:14.010
7 -	54.929	+ 2.041	11:12:46.673	14 -	53.632	+ 0.744	11:19:07.642
<b>50</b>	<b>Brian DEAN</b>		<b>B Westfield SE</b>				
1 -	55.640	+ 3.118	11:06:18.759	9 -	53.115	+ 0.593	11:13:23.746
2 -	53.910	+ 1.388	11:07:12.669	10 -	52.927	+ 0.405	11:14:16.673
3 -	53.348	+ 0.826	11:08:06.017	11 -	52.675	+ 0.153	11:15:09.348
4 -	53.460	+ 0.938	11:08:59.477	12 -	52.536	+ 0.014	11:16:01.884
5 -	53.218	+ 0.696	11:09:52.695	13 -	<b>52.522</b>		<b>11:16:54.406</b>
6 -	52.552	+ 0.030	11:10:45.247	14 -	53.448	+ 0.926	11:17:47.854
7 -	52.684	+ 0.162	11:11:37.931	15 -	53.490	+ 0.968	11:18:41.344
8 -	52.700	+ 0.178	11:12:30.631				
<b>60</b>	<b>Mark CALLAHAN</b>		<b>B Westfield SE</b>				
1 -	58.449	+ 5.120	11:06:02.150	9 -	53.705	+ 0.376	11:13:14.435
2 -	55.216	+ 1.887	11:06:57.366	10 -	53.644	+ 0.315	11:14:08.079
3 -	54.005	+ 0.676	11:07:51.371	11 -	53.866	+ 0.537	11:15:01.945
4 -	53.400	+ 0.071	11:08:44.771	12 -	53.643	+ 0.314	11:15:55.588
5 -	<b>53.329</b>		<b>11:09:38.100</b>	13 -	53.704	+ 0.375	11:16:49.292
6 -	54.497	+ 1.168	11:10:32.597	14 -	53.842	+ 0.513	11:17:43.134
7 -	54.177	+ 0.848	11:11:26.774	15 -	54.097	+ 0.768	11:18:37.231
8 -	53.956	+ 0.627	11:12:20.730				
<b>71</b>	<b>Martin GARTSIDE</b>		<b>B Westfield SE</b>				
1 -	58.005	+ 2.656	11:06:01.371	6 -	56.656	+ 1.307	11:10:40.510
2 -	56.055	+ 0.706	11:06:57.426	7 -	56.112	+ 0.763	11:11:36.622
3 -	55.401	+ 0.052	11:07:52.827	8 -	55.882	+ 0.533	11:12:32.504
4 -	<b>55.349</b>		<b>11:08:48.176</b>	9 -	55.748	+ 0.399	11:13:28.252
5 -	55.678	+ 0.329	11:09:43.854				

Weather / Track : Bright / Dry

# BARC Westfield Sportscar Series

## RACE 3 - GRID

ROW 7	55.349 71 Martin GARTSIDE		
ROW 6		53.689 13 Matthew JONES	53.885 25 Nick GROUT
ROW 5	53.148 14 Seamus HARDING		53.329 60 Mark CALLAHAN
ROW 4		52.888 36 Jon CHAPPELL	53.102 17 Harry GORDON-FINLAYSON
ROW 3	52.522 50 Brian DEAN		52.535 24 Simon PRYKE
ROW 2		51.897 2 Nick FLOWERS	52.399 29 Will CHAPPELL
ROW 1	51.876 19 Chris GOULD		51.878 3 Brian SMALL
<b>Pole</b>			
			

Mallory Park  
Circuit Length = 1.3500 miles

**These results are provisional until the conclusion of any judicial and technical matters.**

Clerk of Course :		Timekeeper :
-------------------	--	--------------

# BARC Westfield Sportscar Series

## RACE 3 - CLASSIFICATION

POS	NO	CL	NAME	ENTRY	LAPS	TIME	GAP	DIFF	MPH	BEST	ON
1	19	B	Chris GOULD	Westfield SE	23	20:32.465			90.69	52.411	15
2	24	B	Simon PRYKE	Westfield SEW	23	20:32.561	0.096	0.096	90.68	52.302	2
3	71	B	Martin GARTSIDE	Westfield SE	23	20:32.898	0.433	0.337	90.66	52.240	7
4	14	B	Seamus HARDING	Westfield 1800 Zetec	23	20:43.570	11.105	10.672	89.88	52.626	7
5	3	B	Brian SMALL	Westfield SE	23	20:53.819	21.354	10.249	89.15	52.188	19
6	50	B	Brian DEAN	Westfield SE	23	20:54.260	21.795	0.441	89.11	52.495	19
7	25	B	Nick GROUT	Westfield Zetec	23	20:54.430	21.965	0.170	89.10	52.480	19
8	36	B	Jon CHAPPELL	Westfield SEi	23	21:01.252	28.787	6.822	88.62	52.881	9

### NOT CLASSIFIED

DNC	60	B	Mark CALLAHAN	Westfield SE	14	20:34.158	9 laps	9 laps	55.13	52.999	14
DNF	2	B	Nick FLOWERS	Westfield SE	12	11:09.654	11 laps	2 laps	87.08	52.235	2
DNF	13	B	Matthew JONES	Westfield SE	11	10:07.171	12 laps	1 lap	88.04	52.763	7
DNF	29	B	Will CHAPPELL	Westfield SEi Turbo	9	8:15.567	14 laps	2 laps	88.26	52.654	2
DNF	17	B	Harry GORDON-FINLAYSON	Westfield SEW	2	2:18.808	21 laps	7 laps	70.02	1:00.541	1

### FASTEST LAP

3	B	Brian SMALL	Westfield SE	19	52.188	93.12 mph	149.86 kph
---	---	-------------	--------------	----	--------	-----------	------------

Weather / Track : Bright / Dry

These results are provisional until the conclusion of any judicial and technical matters.

Mallory Park  
Circuit Length = 1.3500 miles  
Start: 14:50 End: 15:11

Clerk of Course :		Timekeeper :
-------------------	--	--------------

# BARC Westfield Sportscar Series

## RACE 3 - LAP CHART

Lap 1			Lap 2			Lap 3			Lap 4			Lap 5		
No	Behind	Laptime	No	Behind	Laptime	No	Behind	Laptime	No	Behind	Laptime	No	Behind	Laptime
2		58.663	2		52.235	2		52.798	2		52.634	2		52.606
3	0.550	59.213	19	1.518	52.959	19	1.479	52.759	19	2.219	53.374	19	2.479	52.866
19	0.794	59.457	3	1.824	53.509	3	2.283	53.257	3	2.385	52.736	3	2.864	53.085
29	1.583	1:00.246	29	2.002	52.654	29	2.507	53.303	24	2.945	52.670	24	3.161	52.822
50	1.596	1:00.259	24	3.109	52.302	24	2.909	52.598	29	3.412	53.539	29	3.821	53.015
17	1.878	1:00.541	13	3.696	53.186	13	4.027	53.129	13	5.454	54.061	13	5.845	52.997
13	2.745	1:01.408	36	3.917	53.339	71	4.637	52.716	36	5.735	53.502	71	6.424	52.913
36	2.813	1:01.476	71	4.719	52.807	36	4.867	53.748	71	6.117	54.114	36	6.725	53.596
24	3.042	1:01.705	14	6.141	53.976	14	6.982	53.639	14	7.527	53.179	14	7.640	52.719
25	3.514	1:02.177	25	15.329	1:04.050	25	16.690	54.159	25	18.007	53.951	25	19.262	53.861
60	3.680	1:02.343	50	23.774	1:14.413	50	24.655	53.679	50	26.643	54.622	50	27.395	53.358
71	4.147	1:02.810	17	27.910	1:18.267									
14	4.400	1:03.063												

# BARC Westfield Sportscar Series

## RACE 3 - LAP CHART

Lap 6			Lap 7			Lap 8			Lap 9			Lap 10		
No	Behind	Laptime	No	Behind	Laptime	No	Behind	Laptime	No	Behind	Laptime	No	Behind	Laptime
2		52.733	2		52.364	2		52.761	2		52.790	2		53.237
19	2.662	52.916	19	3.240	52.942	19	3.308	52.829	19	3.105	52.587	19	2.385	52.517
3	3.057	52.926	3	3.472	52.779	3	3.487	52.776	3	3.241	52.544	3	2.625	52.621
24	3.476	53.048	24	3.741	52.629	24	4.192	53.212	24	3.789	52.387	24	2.969	52.417
29	4.882	53.794	71	6.167	52.240	71	5.921	52.515	71	5.414	52.283	71	4.423	52.246
71	6.291	52.600	29	6.718	54.200	13	7.701	53.130	14	8.641	53.145	14	9.246	53.842
13	6.933	53.821	13	7.332	52.763	14	8.286	53.084	13	8.667	53.756	13	9.324	53.894
36	7.107	53.115	14	7.963	52.626	36	8.791	53.020	36	8.882	52.881	36	9.665	54.020
14	7.701	52.794	36	8.532	53.789	29	9.599	55.642	29	15.983	59.174	25	25.640	54.075
25	20.539	54.010	25	22.392	54.217	25	23.622	53.991	25	24.802	53.970	50	28.877	53.044
50	27.846	53.184	50	28.567	53.085	50	28.766	52.960	50	29.070	53.094	60	8 LAPS	8:32.091

# BARC Westfield Sportscar Series

## RACE 3 - LAP CHART

Lap 11			Lap 12			Lap 13			Lap 14			Lap 15		
No	Behind	Laptime	No	Behind	Laptime	No	Behind	Laptime	No	Behind	Laptime	No	Behind	Laptime
2		53.455	19		52.858	24		54.181	24		54.526	24		54.009
19	1.622	52.692	3	0.303	52.959	71	0.269	54.452	71	0.347	54.604	71	0.684	54.346
3	1.824	52.654	71	2.343	53.557	19	4.603	1:01.129	19	2.647	52.570	19	1.049	52.411
24	2.516	53.002	24	2.345	54.309	14	8.145	55.011	14	7.943	54.324	14	7.697	53.763
71	3.266	52.298	14	9.660	53.999	36	11.376	53.980	36	10.674	53.824	36	11.888	55.223
14	10.141	54.350	36	13.922	53.981	25	24.373	54.491	25	23.540	53.693	25	23.503	53.972
36	14.421	58.211	25	26.408	55.003	50	26.309	54.499	50	24.836	53.053	50	24.095	53.268
13	20.895	1:05.026	50	28.336	54.545	3	29.372	1:25.595	3	28.356	53.510	3	27.811	53.464
25	25.885	53.700	2	28.898	1:23.378	60	8 LAPS	56.094	60	8 LAPS	56.080	60	8 LAPS	55.634
50	28.271	52.849	60	8 LAPS	56.703									
60	8 LAPS	56.274												

# BARC Westfield Sportscar Series

## RACE 3 - LAP CHART

Lap 16			Lap 17			Lap 18			Lap 19			Lap 20		
No	Behind	Laptime	No	Behind	Laptime	No	Behind	Laptime	No	Behind	Laptime	No	Behind	Laptime
24		53.716	24		53.544	24		53.344	24		53.350	24		53.017
71	0.450	53.482	19	0.211	53.050	19	0.288	53.421	19	0.210	53.272	19	0.214	53.021
19	0.705	53.372	71	0.570	53.664	71	0.903	53.677	71	0.713	53.160	71	1.169	53.473
14	7.890	53.909	14	8.194	53.848	14	8.405	53.555	14	8.507	53.452	60	9 LAPS	55.981
36	11.978	53.806	36	12.531	54.097	36	16.828	57.641	36	20.344	56.866	14	8.843	53.353
50	23.596	53.217	50	22.864	52.812	50	22.650	53.130	50	21.795	52.495	50	21.713	52.935
25	23.955	54.168	25	23.213	52.802	25	22.920	53.051	25	22.050	52.480	25	22.384	53.351
3	26.792	52.697	3	25.659	52.411	3	24.591	52.276	3	23.429	52.188	36	23.097	55.770
60	8 LAPS	55.142	60	8 LAPS	54.487	60	8 LAPS	53.859				3	23.242	52.830


# BARC Westfield Sportscar Series

## RACE 3 - LAP CHART

Lap 21			Lap 22			Lap 23		
No	Behind	Laptime	No	Behind	Laptime	No	Behind	Laptime
24		53.285	19		53.268	19		52.760
19	0.364	53.435	24	0.262	53.894	24	0.096	52.594
71	0.837	52.953	71	0.605	53.400	71	0.433	52.588
60	9 LAPS	53.081	60	9 LAPS	53.390	60	9 LAPS	52.999
14	9.374	53.816	14	9.574	53.832	14	11.105	54.291
50	21.474	53.046	50	21.118	53.276	3	21.354	52.514
25	21.908	52.809	25	21.343	53.067	50	21.795	53.437
3	22.725	52.768	3	21.600	52.507	25	21.965	53.382
36	24.443	54.631	36	25.462	54.651	36	28.787	56.085

# BARC Westfield Sportscar Series

## RACE 8 - GRID

ROW 7	55.401 71 Martin GARTSIDE		
ROW 6		53.882 13 Matthew JONES	54.720 25 Nick GROUT
ROW 5	53.400 60 Mark CALLAHAN		53.466 14 Seamus HARDING
ROW 4		52.941 36 Jon CHAPPELL	53.254 17 Harry GORDON-FINLAYSON
ROW 3	52.855 24 Simon PRYKE		52.921 3 Brian SMALL
ROW 2		52.430 29 Will CHAPPELL	52.536 50 Brian DEAN
ROW 1	51.918 2 Nick FLOWERS		52.311 19 Chris GOULD
<b>Pole</b>			
			

Mallory Park  
Circuit Length = 1.3500 miles

**These results are provisional until the conclusion of any judicial and technical matters.**

Clerk of Course :		Timekeeper :

# BARC Westfield Sportscar Series

## RACE 8 - CLASSIFICATION

POS	NO	CL	NAME	ENTRY	LAPS	TIME	GAP	DIFF	MPH	BEST	ON
1	19	B	Chris GOULD	Westfield SE	13	11:34.733			90.94	52.291	8
2	29	B	Will CHAPPELL	Westfield SEi Turbo	13	11:34.957	0.224	0.224	90.91	52.320	8
3	24	B	Simon PRYKE	Westfield SEW	13	11:37.934	3.201	2.977	90.52	52.711	7
4	71	B	Martin GARTSIDE	Westfield SE	13	11:40.773	6.040	2.839	90.15	52.692	12
5	13	B	Matthew JONES	Westfield SE	13	11:41.700	6.967	0.927	90.03	52.705	10
6	50	B	Brian DEAN	Westfield SE	13	11:42.727	7.994	1.027	89.90	52.379	13
7	25	B	Nick GROUT	Westfield Zetec	13	11:44.487	9.754	1.760	89.68	52.883	4
8	17	B	Harry GORDON-FINLAYSON	Westfield SEW	13	11:44.559	9.826	0.072	89.67	52.767	10
9	60	B	Mark CALLAHAN	Westfield SE	13	12:09.311	34.578	24.752	86.62	52.994	2
NOT CLASSIFIED											
DNF	14	B	Seamus HARDING	Westfield 1800 Zetec	11	9:56.093	2 laps	2 laps	89.68	52.738	9
DNF	36	B	Jon CHAPPELL	Westfield SEi	8	7:45.056	5 laps	3 laps	83.60	52.993	5
FASTEST LAP											
19	B	Chris GOULD	Westfield SE		8	52.291			92.94 mph	149.57 kph	

Weather / Track : Bright / Dry  
 These results are provisional until the conclusion of any judicial and technical matters.

Mallory Park  
 Circuit Length = 1.3500 miles  
 Start: 17:47 End: 18:00

Clerk of Course :		Timekeeper :
-------------------	--	--------------

# BARC Westfield Sportscar Series

## RACE 8 - LAP CHART

Lap 1			Lap 2			Lap 3			Lap 4			Lap 5		
No	Behind	Laptime	No	Behind	Laptime	No	Behind	Laptime	No	Behind	Laptime	No	Behind	Laptime
50		58.576	50		53.310	50		53.078	29		53.715	19		52.756
29	0.669	59.245	29	0.459	53.100	29	0.220	52.839	50	0.341	54.276	29	0.280	53.587
36	0.926	59.502	36	0.722	53.106	19	1.234	52.784	19	0.551	53.252	50	0.698	53.664
24	1.555	1:00.131	24	1.244	52.999	24	1.432	53.266	24	0.944	53.447	24	0.993	53.356
19	1.787	1:00.363	19	1.528	53.051	36	2.371	54.727	36	1.612	53.176	36	1.298	52.993
60	2.609	1:01.185	60	2.293	52.994	60	2.979	53.764	60	2.589	53.545	60	2.415	53.133
14	3.190	1:01.766	14	2.977	53.097	14	3.375	53.476	14	2.662	53.222	14	2.621	53.266
17	3.537	1:02.113	25	4.301	53.608	25	4.568	53.345	25	3.516	52.883	25	3.174	52.965
25	4.003	1:02.579	17	4.837	54.610	71	5.230	52.779	71	4.030	52.735	71	3.604	52.881
71	4.227	1:02.803	71	5.529	54.612	17	5.516	53.757	13	4.877	53.091	13	4.460	52.890
13	4.887	1:03.463	13	5.732	54.155	13	5.721	53.067	17	5.049	53.468	17	5.028	53.286

# BARC Westfield Sportscar Series

## RACE 8 - LAP CHART

Lap 6			Lap 7			Lap 8			Lap 9			Lap 10		
No	Behind	Laptime	No	Behind	Laptime	No	Behind	Laptime	No	Behind	Laptime	No	Behind	Laptime
19		52.809	19		52.616	19		52.291	19		52.679	19		53.808
29	0.103	52.632	29	0.212	52.725	29	0.241	52.320	29	0.186	52.624	29	0.145	53.767
24	1.641	53.457	24	1.736	52.711	24	2.302	52.857	24	2.599	52.976	24	1.909	53.118
36	3.742	55.253	14	4.867	53.440	71	6.123	52.981	71	6.272	52.828	71	5.671	53.207
14	4.043	54.231	71	5.433	53.747	14	6.681	54.105	14	6.740	52.738	14	6.058	53.126
71	4.302	53.507	13	5.907	53.233	13	7.465	53.849	13	7.688	52.902	13	6.585	52.705
25	4.673	54.308	25	6.392	54.335	25	8.152	54.051	25	8.670	53.197	25	7.830	52.968
13	5.290	53.639	17	7.048	53.041	17	8.264	53.507	50	9.409	53.073	50	8.321	52.720
17	6.623	54.404	36	8.344	57.218	50	9.015	52.764	17	9.764	54.179	17	8.723	52.767
50	8.481	1:00.592	50	8.542	52.677	60	24.653	56.743	60	26.881	54.907	60	28.462	55.389
60	17.874	1:08.268	60	20.201	54.943	36	35.134	1:19.081						

# BARC Westfield Sportscar Series

## RACE 8 - LAP CHART

Lap 11			Lap 12			Lap 13		
No	Behind	Laptime	No	Behind	Laptime	No	Behind	Laptime
19		52.590	19		52.925	19		52.809
29	0.385	52.830	29	0.174	52.714	29	0.224	52.859
24	2.352	53.033	24	2.345	52.918	24	3.201	53.665
71	6.079	52.998	71	5.846	52.692	71	6.040	53.003
13	6.945	52.950	13	6.846	52.826	13	6.967	52.930
14	7.094	53.626	50	8.424	52.682	50	7.994	52.379
25	8.512	53.272	25	9.379	53.792	25	9.754	53.184
50	8.667	52.936	17	9.497	53.223	17	9.826	53.138
17	9.199	53.066	60	32.940	54.970	60	34.578	54.447
60	30.895	55.023						

**Bookatrack.com Caterham Graduate Championship - Classic Graduates**  
**QUALIFYING - RACE 4 - CLASSIFICATION**

POS	NO	CL	NAME	ENTRY	TIME	ON	LAPS	GAP	DIFF	MPH
1	75		Flick HAIGH	Caterham 7	56.282	15	15			86.35
2	72		Adam BETTINSON	Caterham 7	56.727	14	15	0.445	0.445	85.67
3	73		Charles FITZHUGH	Caterham 7	56.837	3	15	0.555	0.110	85.50
4	90		Andrew SAGAR	Caterham 7	56.933	4	15	0.651	0.096	85.36
5	71		Graeme SMITH	Caterham 7	57.009	5	15	0.727	0.076	85.24
6	79		Trevor HARBER	Caterham 7	57.139	10	15	0.857	0.130	85.05
7	81		John PARKER	Caterham 7	57.174	11	15	0.892	0.035	85.00
8	92		William SHIRTCLIFFE	Caterham 7	57.411	11	14	1.129	0.237	84.65
9	96		Stu THOMPSON	Caterham 7	57.715	13	14	1.433	0.304	84.20
10	78		Darren GRAINGER	Caterham 7	57.727	3	14	1.445	0.012	84.18
11	93		Daniel MALKIN	Caterham 7	57.768	4	14	1.486	0.041	84.12
12	86		Terry PALMER	Caterham 7	57.917	3	14	1.635	0.149	83.91
13	99		Jennifer GRACE	Caterham 7	57.978	2	3	1.696	0.061	83.82
14	77		Pete CANNARD	Caterham 7	58.584	11	14	2.302	0.606	82.95
15	83		Colin ROTHWELL	Caterham 7	59.148	14	14	2.866	0.564	82.16
16	76		Sheila MARSHALL	Caterham 7	59.807	2	14	3.525	0.659	81.26

Weather / Track : Bright / Dry

These results are provisional until the conclusion of any judicial and technical matters.

Mallory Park  
 Circuit Length = 1.3500 miles  
 Start: 11:25 End: 11:41

Clerk of Course :		Timekeeper :
-------------------	--	--------------

# Bookatrack.com Caterham Graduate Championship - Classic Graduates

## QUALIFYING - RACE 4 - LAP ANALYSIS

<b>71</b>	<b>Graeme SMITH</b>		<b>Caterham 7</b>				
1 -	57.873	+ 0.864	11:27:12.248	9 -	57.338	+ 0.329	11:34:51.065
2 -	57.660	+ 0.651	11:28:09.908	10 -	57.401	+ 0.392	11:35:48.466
3 -	57.328	+ 0.319	11:29:07.236	11 -	57.157	+ 0.148	11:36:45.623
4 -	57.467	+ 0.458	11:30:04.703	12 -	57.545	+ 0.536	11:37:43.168
5 -	<b>57.009</b>		<b>11:31:01.712</b>	13 -	57.533	+ 0.524	11:38:40.701
6 -	57.159	+ 0.150	11:31:58.871	14 -	57.205	+ 0.196	11:39:37.906
7 -	57.297	+ 0.288	11:32:56.168	15 -	57.523	+ 0.514	11:40:35.429
8 -	57.559	+ 0.550	11:33:53.727				
<b>72</b>	<b>Adam BETTINSON</b>		<b>Caterham 7</b>				
1 -	58.774	+ 2.047	11:27:29.161	9 -	56.949	+ 0.222	11:35:08.392
2 -	57.721	+ 0.994	11:28:26.882	10 -	57.038	+ 0.311	11:36:05.430
3 -	57.596	+ 0.869	11:29:24.478	11 -	56.938	+ 0.211	11:37:02.368
4 -	57.692	+ 0.965	11:30:22.170	12 -	57.024	+ 0.297	11:37:59.392
5 -	57.176	+ 0.449	11:31:19.346	13 -	57.545	+ 0.818	11:38:56.937
6 -	57.720	+ 0.993	11:32:17.066	14 -	<b>56.727</b>		<b>11:39:53.664</b>
7 -	57.002	+ 0.275	11:33:14.068	15 -	58.014	+ 1.287	11:40:51.678
8 -	57.375	+ 0.648	11:34:11.443				
<b>73</b>	<b>Charles FITZHUGH</b>		<b>Caterham 7</b>				
1 -	57.497	+ 0.660	11:27:32.400	9 -	57.542	+ 0.705	11:35:12.833
2 -	58.181	+ 1.344	11:28:30.581	10 -	58.992	+ 2.155	11:36:11.825
3 -	<b>56.837</b>		<b>11:29:27.418</b>	11 -	57.987	+ 1.150	11:37:09.812
4 -	57.504	+ 0.667	11:30:24.922	12 -	57.698	+ 0.861	11:38:07.510
5 -	57.744	+ 0.907	11:31:22.666	13 -	57.484	+ 0.647	11:39:04.994
6 -	57.564	+ 0.727	11:32:20.230	14 -	57.862	+ 1.025	11:40:02.856
7 -	57.490	+ 0.653	11:33:17.720	15 -	57.644	+ 0.807	11:41:00.500
8 -	57.571	+ 0.734	11:34:15.291				
<b>75</b>	<b>Flick HAIGH</b>		<b>Caterham 7</b>				
1 -	57.291	+ 1.009	11:27:30.150	9 -	56.358	+ 0.076	11:35:07.519
2 -	57.011	+ 0.729	11:28:27.161	10 -	56.907	+ 0.625	11:36:04.426
3 -	57.355	+ 1.073	11:29:24.516	11 -	56.848	+ 0.566	11:37:01.274
4 -	57.202	+ 0.920	11:30:21.718	12 -	57.216	+ 0.934	11:37:58.490
5 -	57.176	+ 0.894	11:31:18.894	13 -	56.809	+ 0.527	11:38:55.299
6 -	57.535	+ 1.253	11:32:16.429	14 -	56.609	+ 0.327	11:39:51.908
7 -	57.767	+ 1.485	11:33:14.196	15 -	<b>56.282</b>		<b>11:40:48.190</b>
8 -	56.965	+ 0.683	11:34:11.161				
<b>76</b>	<b>Sheila MARSHALL</b>		<b>Caterham 7</b>				
1 -	1:00.073	+ 0.266	11:27:37.480	8 -	1:01.379	+ 1.572	11:34:41.563
2 -	<b>59.807</b>		<b>11:28:37.287</b>	9 -	1:01.505	+ 1.698	11:35:43.068
3 -	59.816	+ 0.009	11:29:37.103	10 -	1:02.230	+ 2.423	11:36:45.298
4 -	59.985	+ 0.178	11:30:37.088	11 -	1:02.379	+ 2.572	11:37:47.677
5 -	1:00.636	+ 0.829	11:31:37.724	12 -	1:00.879	+ 1.072	11:38:48.556
6 -	1:01.170	+ 1.363	11:32:38.894	13 -	1:01.289	+ 1.482	11:39:49.845
7 -	1:01.290	+ 1.483	11:33:40.184	14 -	1:01.787	+ 1.980	11:40:51.632
<b>77</b>	<b>Pete CANNARD</b>		<b>Caterham 7</b>				
1 -	59.919	+ 1.335	11:27:35.840	8 -	59.490	+ 0.906	11:34:32.982
2 -	59.648	+ 1.064	11:28:35.488	9 -	58.947	+ 0.363	11:35:31.929
3 -	59.488	+ 0.904	11:29:34.976	10 -	59.015	+ 0.431	11:36:30.944
4 -	59.856	+ 1.272	11:30:34.832	11 -	<b>58.584</b>		<b>11:37:29.528</b>
5 -	59.566	+ 0.982	11:31:34.398	12 -	58.773	+ 0.189	11:38:28.301
6 -	59.601	+ 1.017	11:32:33.999	13 -	58.739	+ 0.155	11:39:27.040
7 -	59.493	+ 0.909	11:33:33.492	14 -	58.741	+ 0.157	11:40:25.781
<b>78</b>	<b>Darren GRAINGER</b>		<b>Caterham 7</b>				
1 -	1:01.589	+ 3.862	11:27:33.670	8 -	58.698	+ 0.971	11:34:22.300
2 -	58.307	+ 0.580	11:28:31.977	9 -	58.351	+ 0.624	11:35:20.651
3 -	<b>57.727</b>		<b>11:29:29.704</b>	10 -	1:03.074	+ 5.347	11:36:23.725
4 -	58.690	+ 0.963	11:30:28.394	11 -	59.645	+ 1.918	11:37:23.370

Mallory Park  
Circuit Length = 1.3500 miles  
Start: 11:25 End: 11:41

Weather / Track : Bright / Dry

# Bookatrack.com Caterham Graduate Championship - Classic Graduates

## QUALIFYING - RACE 4 - LAP ANALYSIS

5 -	58.357	+ 0.630	11:31:26.751	12 -	59.138	+ 1.411	11:38:22.508
6 -	58.163	+ 0.436	11:32:24.914	13 -	59.402	+ 1.675	11:39:21.910
7 -	58.688	+ 0.961	11:33:23.602	14 -	59.438	+ 1.711	11:40:21.348
<b>79</b>	<b>Trevor HARBER</b>			<b>Caterham 7</b>			
1 -	57.992	+ 0.853	11:27:13.557	9 -	57.304	+ 0.165	11:34:56.330
2 -	58.526	+ 1.387	11:28:12.083	10 -	<b>57.139</b>		<b>11:35:53.469</b>
3 -	57.453	+ 0.314	11:29:09.536	11 -	57.297	+ 0.158	11:36:50.766
4 -	58.170	+ 1.031	11:30:07.706	12 -	57.957	+ 0.818	11:37:48.723
5 -	57.846	+ 0.707	11:31:05.552	13 -	58.424	+ 1.285	11:38:47.147
6 -	58.439	+ 1.300	11:32:03.991	14 -	57.583	+ 0.444	11:39:44.730
7 -	57.529	+ 0.390	11:33:01.520	15 -	57.886	+ 0.747	11:40:42.616
8 -	57.506	+ 0.367	11:33:59.026				
<b>81</b>	<b>John PARKER</b>			<b>Caterham 7</b>			
1 -	57.286	+ 0.112	11:27:08.336	9 -	57.403	+ 0.229	11:34:51.835
2 -	57.931	+ 0.757	11:28:06.267	10 -	57.514	+ 0.340	11:35:49.349
3 -	57.940	+ 0.766	11:29:04.207	11 -	<b>57.174</b>		<b>11:36:46.523</b>
4 -	57.479	+ 0.305	11:30:01.686	12 -	57.411	+ 0.237	11:37:43.934
5 -	57.375	+ 0.201	11:30:59.061	13 -	57.571	+ 0.397	11:38:41.505
6 -	57.332	+ 0.158	11:31:56.393	14 -	57.259	+ 0.085	11:39:38.764
7 -	1:00.359	+ 3.185	11:32:56.752	15 -	57.421	+ 0.247	11:40:36.185
8 -	57.680	+ 0.506	11:33:54.432				
<b>83</b>	<b>Colin ROTHWELL</b>			<b>Caterham 7</b>			
1 -	1:01.841	+ 2.693	11:27:21.841	8 -	59.890	+ 0.742	11:34:25.327
2 -	1:02.504	+ 3.356	11:28:24.345	9 -	1:00.295	+ 1.147	11:35:25.622
3 -	1:01.848	+ 2.700	11:29:26.193	10 -	1:00.446	+ 1.298	11:36:26.068
4 -	1:00.323	+ 1.175	11:30:26.516	11 -	59.701	+ 0.553	11:37:25.769
5 -	59.765	+ 0.617	11:31:26.281	12 -	59.928	+ 0.780	11:38:25.697
6 -	59.377	+ 0.229	11:32:25.658	13 -	1:00.330	+ 1.182	11:39:26.027
7 -	59.779	+ 0.631	11:33:25.437	14 -	<b>59.148</b>		<b>11:40:25.175</b>
<b>86</b>	<b>Terry PALMER</b>			<b>Caterham 7</b>			
1 -	59.152	+ 1.235	11:27:16.850	8 -	59.084	+ 1.167	11:34:07.983
2 -	58.832	+ 0.915	11:28:15.682	9 -	59.124	+ 1.207	11:35:07.107
3 -	<b>57.917</b>		<b>11:29:13.599</b>	10 -	1:10.089	+ 12.172	11:36:17.196
4 -	58.483	+ 0.566	11:30:12.082	11 -	58.237	+ 0.320	11:37:15.433
5 -	58.605	+ 0.688	11:31:10.687	12 -	58.015	+ 0.098	11:38:13.448
6 -	58.783	+ 0.866	11:32:09.470	13 -	58.090	+ 0.173	11:39:11.538
7 -	59.429	+ 1.512	11:33:08.899	14 -	59.044	+ 1.127	11:40:10.582
<b>90</b>	<b>Andrew SAGAR</b>			<b>Caterham 7</b>			
1 -	58.384	+ 1.451	11:27:17.103	9 -	57.628	+ 0.695	11:34:55.465
2 -	57.671	+ 0.738	11:28:14.774	10 -	57.270	+ 0.337	11:35:52.735
3 -	57.125	+ 0.192	11:29:11.899	11 -	57.201	+ 0.268	11:36:49.936
4 -	<b>56.933</b>		<b>11:30:08.832</b>	12 -	58.012	+ 1.079	11:37:47.948
5 -	56.991	+ 0.058	11:31:05.823	13 -	57.223	+ 0.290	11:38:45.171
6 -	57.629	+ 0.696	11:32:03.452	14 -	57.321	+ 0.388	11:39:42.492
7 -	57.047	+ 0.114	11:33:00.499	15 -	57.222	+ 0.289	11:40:39.714
8 -	57.338	+ 0.405	11:33:57.837				
<b>92</b>	<b>William SHIRTCLIFFE</b>			<b>Caterham 7</b>			
1 -	1:00.328	+ 2.917	11:27:38.526	8 -	58.384	+ 0.973	11:34:32.162
2 -	59.717	+ 2.306	11:28:38.243	9 -	58.290	+ 0.879	11:35:30.452
3 -	1:02.035	+ 4.624	11:29:40.278	10 -	58.521	+ 1.110	11:36:28.973
4 -	58.013	+ 0.602	11:30:38.291	11 -	<b>57.411</b>		<b>11:37:26.384</b>
5 -	58.614	+ 1.203	11:31:36.905	12 -	59.726	+ 2.315	11:38:26.110
6 -	57.888	+ 0.477	11:32:34.793	13 -	59.521	+ 2.110	11:39:25.631
7 -	58.985	+ 1.574	11:33:33.778	14 -	58.278	+ 0.867	11:40:23.909
<b>93</b>	<b>Daniel MALKIN</b>			<b>Caterham 7</b>			
1 -	59.393	+ 1.625	11:27:31.433	8 -	57.854	+ 0.086	11:34:17.707
2 -	58.331	+ 0.563	11:28:29.764	9 -	58.046	+ 0.278	11:35:15.753

Mallory Park  
Circuit Length = 1.3500 miles  
Start: 11:25 End: 11:41

Weather / Track : Bright / Dry


# Bookatrack.com Caterham Graduate Championship - Classic Graduates

## QUALIFYING - RACE 4 - LAP ANALYSIS

3 -	58.518	+ 0.750	11:29:28.282	10 -	1:00.357	+ 2.589	11:36:16.110
4 -	<b>57.768</b>		<b>11:30:26.050</b>	11 -	58.429	+ 0.661	11:37:14.539
5 -	57.868	+ 0.100	11:31:23.918	12 -	58.296	+ 0.528	11:38:12.835
6 -	58.075	+ 0.307	11:32:21.993	13 -	58.576	+ 0.808	11:39:11.411
7 -	57.860	+ 0.092	11:33:19.853	14 -	59.590	+ 1.822	11:40:11.001
<b>96</b>	<b>Stu THOMPSON</b>			Caterham 7			
1 -	1:01.867	+ 4.152	11:27:31.041	8 -	58.588	+ 0.873	11:34:21.538
2 -	59.286	+ 1.571	11:28:30.327	9 -	58.469	+ 0.754	11:35:20.007
3 -	58.751	+ 1.036	11:29:29.078	10 -	59.447	+ 1.732	11:36:19.454
4 -	58.383	+ 0.668	11:30:27.461	11 -	58.526	+ 0.811	11:37:17.980
5 -	58.529	+ 0.814	11:31:25.990	12 -	57.830	+ 0.115	11:38:15.810
6 -	58.484	+ 0.769	11:32:24.474	13 -	<b>57.715</b>		<b>11:39:13.525</b>
7 -	58.476	+ 0.761	11:33:22.950	14 -	57.825	+ 0.110	11:40:11.350
<b>99</b>	<b>Jennifer GRACE</b>			Caterham 7			
1 -	58.271	+ 0.293	11:27:07.981	3 -	1:03.142	+ 5.164	11:29:09.101
2 -	<b>57.978</b>		<b>11:28:05.959</b>				

# Bookatrack.com Caterham Graduate Championship - Classic Graduates

## RACE 4 - GRID

ROW 8	59.148 83 Colin ROTHWELL	59.807 76 Sheila MARSHALL
ROW 7	57.978 99 Jennifer GRACE	58.584 77 Pete CANNARD
ROW 6	57.768 93 Daniel MALKIN	57.917 86 Terry PALMER
ROW 5	57.715 96 Stu THOMPSON	57.727 78 Darren GRAINGER
ROW 4	57.174 81 John PARKER	57.411 92 William SHIRTCLIFFE
ROW 3	57.009 71 Graeme SMITH	57.139 79 Trevor HARBER
ROW 2	56.837 73 Charles FITZHUGH	56.933 90 Andrew SAGAR
ROW 1	56.282 75 Flick HAIGH	56.727 72 Adam BETTINSON
<b>Pole</b>		
		

Mallory Park  
Circuit Length = 1.3500 miles

**These results are provisional until the conclusion of any judicial and technical matters.**

Clerk of Course :		Timekeeper :
-------------------	--	--------------

# Bookatrack.com Caterham Graduate Championship - Classic Graduates

## RACE 4 - CLASSIFICATION

POS	NO	CL	NAME	ENTRY	LAPS	TIME	GAP	DIFF	MPH	BEST	ON
1	71		<b>Graeme SMITH</b>	Caterham 7	22	21:09.931			84.19	56.844	2
2	73		<b>Charles FITZHUGH</b>	Caterham 7	22	21:13.888	<b>3.957</b>	3.957	83.93	57.279	14
3	75		<b>Flick HAIGH</b>	Caterham 7	22	21:20.375	<b>10.444</b>	6.487	83.50	56.907	18
4	90		<b>Andrew SAGAR</b>	Caterham 7	22	21:28.573	<b>18.642</b>	8.198	82.97	57.049	18
5	93		<b>Daniel MALKIN</b>	Caterham 7	22	21:34.542	<b>24.611</b>	5.969	82.59	57.323	17
6	96		<b>Stu THOMPSON</b>	Caterham 7	22	21:35.490	<b>25.559</b>	0.948	82.53	57.182	16
7	99		<b>Jennifer GRACE</b>	Caterham 7	22	21:36.697	<b>26.766</b>	1.207	82.45	57.522	22
8	81		<b>John PARKER</b>	Caterham 7	22	21:37.395	<b>27.464</b>	0.698	82.41	57.537	22
9	78		<b>Darren GRAINGER</b>	Caterham 7	22	21:37.927	<b>27.996</b>	0.532	82.37	57.589	22
10	86		<b>Terry PALMER</b>	Caterham 7	22	21:41.732	<b>31.801</b>	3.805	82.13	57.509	17
11	77		<b>Pete CANNARD</b>	Caterham 7	22	21:55.115	<b>45.184</b>	13.383	81.30	58.442	3
12	92		<b>William SHIRTCLIFFE</b>	Caterham 7	21	21:43.544	<b>1 lap</b>	1 lap	78.29	57.695	2
13	76		<b>Sheila MARSHALL</b>	Caterham 7	20	21:12.702	<b>2 laps</b>	1 lap	76.37	1:00.857	3
14	83		<b>Colin ROTHWELL</b>	Caterham 7	18	21:44.976	<b>4 laps</b>	2 laps	67.03	59.886	16
NOT CLASSIFIED											
DNF	72		<b>Adam BETTINSON</b>	Caterham 7	14	13:32.406	<b>8 laps</b>	4 laps	83.75	56.960	9
DNF	79		<b>Trevor HARBER</b>	Caterham 7	4	4:06.987	<b>18 laps</b>	10 laps	78.70	57.506	2
FASTEST LAP											
	71		<b>Graeme SMITH</b>	Caterham 7	2	56.844			85.49 mph	137.59 kph	

CAR 75 - 10 SECOND PENALTY - FALSE START

Weather / Track : Bright / Dry

These results are provisional until the conclusion of any judicial and technical matters.

Mallory Park  
Circuit Length = 1.3500 miles  
Start: 15:23 End: 15:52

Clerk of Course :		Timekeeper :
-------------------	--	--------------

# Bookatrack.com Caterham Graduate Championship - Classic Graduates

## RACE 4 - LAP CHART

Lap 1			Lap 2			Lap 3			Lap 4			Lap 5		
No	Behind	Laptime	No	Behind	Laptime	No	Behind	Laptime	No	Behind	Laptime	No	Behind	Laptime
72		1:02.814	75		57.779	75		57.696	73		57.659	71		57.775
75	0.032	1:02.846	72	0.017	57.828	73	0.539	57.998	75	0.091	58.289	73	0.387	58.298
73	0.653	1:03.467	73	0.237	57.395	72	0.659	58.338	71	0.136	57.330	75	0.550	58.370
79	1.663	1:04.477	71	0.732	56.844	71	1.004	57.968	72	0.806	58.345	72	0.833	57.938
71	1.699	1:04.513	79	1.358	57.506	79	1.449	57.787	93	3.674	58.686	81	5.283	59.309
81	2.490	1:05.304	81	2.341	57.662	81	3.178	58.533	81	3.885	58.905	93	5.403	59.640
90	2.804	1:05.618	93	2.504	57.330	93	3.186	58.378	90	4.236	59.101	90	5.731	59.406
93	2.985	1:05.799	90	2.652	57.659	90	3.333	58.377	96	5.098	59.037	96	6.157	58.970
92	3.096	1:05.910	92	2.980	57.695	92	3.426	58.142	99	5.906	58.775	99	7.152	59.157
96	3.770	1:06.584	96	4.210	58.251	96	4.259	57.745	86	6.135	58.555	86	7.880	59.656
99	4.178	1:06.992	99	4.561	58.194	99	5.329	58.464	78	6.602	58.439	78	8.168	59.477
86	4.800	1:07.614	86	5.713	58.724	86	5.778	57.761	77	8.356	59.146	77	10.657	1:00.212
78	5.227	1:08.041	78	6.241	58.825	78	6.361	57.816	79	10.468	1:07.217	92	25.068	59.385
77	5.661	1:08.475	77	6.662	58.812	77	7.408	58.442	76	21.011	1:03.125	76	26.333	1:03.233
76	9.707	1:12.521	76	12.923	1:01.027	76	16.084	1:00.857	92	23.594	1:18.366			
83	20.289	1:23.103				83	1 LAP	2:10.392	83	1 LAP	1:10.622			

# Bookatrack.com Caterham Graduate Championship - Classic Graduates

## RACE 4 - LAP CHART

Lap 6			Lap 7			Lap 8			Lap 9			Lap 10		
No	Behind	Laptime	No	Behind	Laptime	No	Behind	Laptime	No	Behind	Laptime	No	Behind	Laptime
71		57.943	71		57.583	71		57.450	71		57.404	71		57.478
73	1.014	58.570	75	1.389	57.890	75	1.615	57.676	75	1.587	57.376	75	1.603	57.494
75	1.082	58.475	73	2.048	58.617	72	2.076	57.178	72	1.632	56.960	72	1.822	57.668
72	1.307	58.417	72	2.348	58.624	73	2.411	57.813	73	2.627	57.620	73	2.808	57.659
83	2 LAPS	1:13.856	93	8.146	58.955	93	9.959	59.263	99	11.501	58.810	99	13.026	59.003
81	6.528	59.188	81	8.906	59.961	99	10.095	58.437	93	11.870	59.315	81	13.343	58.244
93	6.774	59.314	99	9.108	59.140	81	10.635	59.179	81	12.577	59.346	93	13.537	59.145
90	7.120	59.332	90	9.574	1:00.037	90	10.828	58.704	96	12.913	58.763	90	14.115	58.260
99	7.551	58.342	96	10.175	59.568	96	11.554	58.829	90	13.333	59.909	86	14.672	58.202
96	8.190	59.976	86	10.315	59.378	86	11.825	58.960	86	13.948	59.527	96	14.885	59.450
86	8.520	58.583	78	10.702	59.114	78	13.173	59.921	78	14.979	59.210	78	15.883	58.382
78	9.171	58.946	77	15.435	59.814	77	17.245	59.260	77	18.940	59.099	77	20.804	59.342
77	13.204	1:00.490	92	28.021	58.962	92	34.145	1:03.574	92	37.596	1:00.855	92	40.544	1:00.426
92	26.642	59.517	76	36.002	1:02.689	83	3 LAPS	2:25.276	83	3 LAPS	1:01.540	83	3 LAPS	1:02.219
76	30.896	1:02.506				76	40.244	1:01.692	76	44.613	1:01.773	76	48.839	1:01.704

# Bookatrack.com Caterham Graduate Championship - Classic Graduates

## RACE 4 - LAP CHART

Lap 11			Lap 12			Lap 13			Lap 14			Lap 15		
No	Behind	Laptime	No	Behind	Laptime	No	Behind	Laptime	No	Behind	Laptime	No	Behind	Laptime
71		57.368	71		57.297	71		57.152	71		57.051	71		56.876
75	1.320	57.085	75	0.954	56.931	75	0.745	56.943	75	0.753	57.059	75	0.890	57.013
72	1.501	57.047	72	1.207	57.003	72	1.157	57.102	72	1.250	57.144	73	4.455	57.346
73	3.062	57.622	73	3.145	57.380	76	1 LAP	1:04.231	83	4 LAPS	1:03.379	83	4 LAPS	1:01.273
93	14.743	58.574	93	15.995	58.549	73	3.757	57.764	73	3.985	57.279	76	1 LAP	1:03.102
81	15.428	59.453	81	16.882	58.751	90	16.999	57.184	76	1 LAP	1:04.179	90	17.686	57.182
90	15.751	59.004	90	16.967	58.513	93	18.119	59.276	90	17.380	57.432	93	20.166	58.143
86	16.139	58.835	86	17.442	58.600	81	18.251	58.521	93	18.899	57.831	86	20.409	57.814
99	16.809	1:01.151	96	17.871	58.061	86	18.481	58.191	86	19.471	58.041	96	21.435	58.390
96	17.107	59.590	78	18.325	58.286	96	18.920	58.201	81	19.713	58.513	81	21.539	58.702
78	17.336	58.821	99	19.206	59.694	78	19.323	58.150	96	19.921	58.052	78	21.760	57.870
77	22.880	59.444	77	25.249	59.666	99	20.429	58.375	78	20.766	58.494	99	22.828	57.762
92	44.924	1:01.748	92	49.030	1:01.403	77	27.339	59.242	99	21.942	58.564	77	31.438	59.073
83	3 LAPS	1:01.697	83	3 LAPS	1:01.710	92	52.960	1:01.082	77	29.241	58.953			
76	53.209	1:01.738							92	56.220	1:00.311			

# Bookatrack.com Caterham Graduate Championship - Classic Graduates

## RACE 4 - LAP CHART

Lap 16			Lap 17			Lap 18			Lap 19			Lap 20		
No	Behind	Laptime	No	Behind	Laptime	No	Behind	Laptime	No	Behind	Laptime	No	Behind	Laptime
71		57.344	71		57.304	71		57.113	71		57.592	71		57.413
75	0.917	57.371	75	0.664	57.051	75	0.458	56.907	75	0.388	57.522	75	0.301	57.326
92	1 LAP	1:01.923	73	4.706	57.447	73	4.889	57.296	73	4.615	57.318	73	4.508	57.306
73	4.563	57.452	92	1 LAP	1:02.037	92	1 LAP	1:02.006	92	1 LAP	1:01.007	90	18.666	57.474
83	4 LAPS	1:02.027	83	4 LAPS	1:01.824	90	19.020	57.049	90	18.605	57.177	92	1 LAP	1:01.826
90	18.887	58.545	90	19.084	57.501	83	4 LAPS	1:02.194	86	21.854	57.637	86	22.791	58.350
93	20.690	57.868	93	20.709	57.323	93	21.481	57.885	93	22.063	58.174	93	23.337	58.687
86	21.065	58.000	86	21.270	57.509	86	21.809	57.652	96	22.256	57.711	96	23.499	58.656
96	21.273	57.182	96	21.524	57.555	96	22.137	57.726	99	25.799	58.500	99	26.585	58.199
81	22.998	58.803	99	23.775	58.037	99	24.891	58.229	81	25.910	58.269	81	27.079	58.582
99	23.042	57.558	81	24.162	58.468	81	25.233	58.184	78	26.080	58.217	78	27.171	58.504
78	23.600	59.184	78	24.570	58.274	78	25.455	57.998	83	4 LAPS	1:03.791	83	4 LAPS	59.886
76	1 LAP	1:07.719	76	1 LAP	1:04.828	77	38.759	1:00.838	77	40.515	59.348	77	42.344	59.242
77	33.043	58.949	77	35.034	59.295	76	1 LAP	1:04.354	76	1 LAP	1:01.840	76	1 LAP	1:03.473

# Bookatrack.com Caterham Graduate Championship - Classic Graduates

## RACE 4 - LAP CHART

Lap 21			Lap 22		
No	Behind	Laptime	No	Behind	Laptime
71		57.560	71		57.573
75	0.363	57.622	75	0.444	57.654
73	4.238	57.290	76	2 LAPS	1:06.111
90	18.445	57.339	73	3.957	57.292
93	23.640	57.863	90	18.642	57.770
86	24.086	58.855	93	24.611	58.544
96	24.243	58.304	96	25.559	58.889
92	1 LAP	1:02.820	99	26.766	57.522
99	26.817	57.792	81	27.464	57.537
81	27.500	57.981	78	27.996	57.589
78	27.980	58.369	86	31.801	1:05.288
83	4 LAPS	1:00.063	92	1 LAP	1:04.549
77	43.941	59.157	83	4 LAPS	1:00.124
			77	45.184	58.816

**Bookatrack.com Caterham Graduate Championship - Mega Graduates**  
**QUALIFYING - RACE 6 - CLASSIFICATION**

POS	NO	CL	NAME	ENTRY	TIME	ON	LAPS	GAP	DIFF	MPH
1	1		Jamie ELLWOOD	Caterham 7	51.427	13	16			94.50
2	9		Nick FROST	Caterham 7	51.562	4	16	0.135	0.135	94.25
3	6		Martin AMISON	Caterham 7	51.717	13	16	0.290	0.155	93.97
4	8		James BARLOW	Caterham 7	51.891	13	16	0.464	0.174	93.65
5	11		Adrian RUSSELL	Caterham 7	51.924	3	16	0.497	0.033	93.59
6	4		Andrew SMITH	Caterham 7	52.034	12	16	0.607	0.110	93.39
7	17		Paul MANYWEATHERS	Caterham 7	52.089	9	16	0.662	0.055	93.30
8	29		Will SHARMAN	Caterham 7	52.119	16	16	0.692	0.030	93.24
9	3		George LONGMUIR	Caterham 7	52.151	12	16	0.724	0.032	93.19
10	45		Myles PACKMAN	Caterham 7	52.198	5	16	0.771	0.047	93.10
11	53		Robert DRAPER	Caterham 7	52.311	3	16	0.884	0.113	92.90
12	5		Paul HUDSON	Caterham 7	52.350	5	15	0.923	0.039	92.83
13	41		Paul TURLEY	Caterham 7	52.367	9	14	0.940	0.017	92.80
14	50		Andrew LEWINGTON	Caterham 7	52.372	8	16	0.945	0.005	92.79
15	44		Andy COOMBS	Caterham 7	52.386	14	15	0.959	0.014	92.77
16	42		Tim JUMP	Caterham 7	52.398	12	15	0.971	0.012	92.75
17	46		Alwynn MORRIS	Caterham 7	52.439	14	16	1.012	0.041	92.67
18	14		Tom OVERTON	Caterham 7	52.469	13	15	1.042	0.030	92.62
19	26		Kim RAYMENT	Caterham 7	52.691	4	16	1.264	0.222	92.23
20	36		Jo SELF	Caterham 7	53.795	9	15	2.368	1.104	90.34
21	23		Louis REDSHAW	Caterham 7	53.904	8	15	2.477	0.109	90.15
22	19		William HALLEY	Caterham 7	53.961	12	15	2.534	0.057	90.06

Weather / Track : Bright / Dry

These results are provisional until the conclusion of any judicial and technical matters.

Mallory Park  
 Circuit Length = 1.3500 miles  
 Start: 11:46 End: 12:02

Clerk of Course :		Timekeeper :
-------------------	--	--------------

# Bookatrack.com Caterham Graduate Championship - Classic Graduates

## RACE 4 - CLASSIFICATION

POS	NO	CL	NAME	ENTRY	LAPS	TIME	GAP	DIFF	MPH	BEST	ON
1	71		<b>Graeme SMITH</b>	Caterham 7	22	21:09.931			84.19	56.844	2
2	73		<b>Charles FITZHUGH</b>	Caterham 7	22	21:13.888	<b>3.957</b>	3.957	83.93	57.279	14
3	75		<b>Flick HAIGH</b>	Caterham 7	22	21:20.375	<b>10.444</b>	6.487	83.50	56.907	18
4	90		<b>Andrew SAGAR</b>	Caterham 7	22	21:28.573	<b>18.642</b>	8.198	82.97	57.049	18
5	93		<b>Daniel MALKIN</b>	Caterham 7	22	21:34.542	<b>24.611</b>	5.969	82.59	57.323	17
6	96		<b>Stu THOMPSON</b>	Caterham 7	22	21:35.490	<b>25.559</b>	0.948	82.53	57.182	16
7	99		<b>Jennifer GRACE</b>	Caterham 7	22	21:36.697	<b>26.766</b>	1.207	82.45	57.522	22
8	81		<b>John PARKER</b>	Caterham 7	22	21:37.395	<b>27.464</b>	0.698	82.41	57.537	22
9	78		<b>Darren GRAINGER</b>	Caterham 7	22	21:37.927	<b>27.996</b>	0.532	82.37	57.589	22
10	86		<b>Terry PALMER</b>	Caterham 7	22	21:41.732	<b>31.801</b>	3.805	82.13	57.509	17
11	77		<b>Pete CANNARD</b>	Caterham 7	22	21:55.115	<b>45.184</b>	13.383	81.30	58.442	3
12	92		<b>William SHIRTCLIFFE</b>	Caterham 7	21	21:43.544	<b>1 lap</b>	1 lap	78.29	57.695	2
13	76		<b>Sheila MARSHALL</b>	Caterham 7	20	21:12.702	<b>2 laps</b>	1 lap	76.37	1:00.857	3
14	83		<b>Colin ROTHWELL</b>	Caterham 7	18	21:44.976	<b>4 laps</b>	2 laps	67.03	59.886	16
NOT CLASSIFIED											
DNF	72		<b>Adam BETTINSON</b>	Caterham 7	14	13:32.406	<b>8 laps</b>	4 laps	83.75	56.960	9
DNF	79		<b>Trevor HARBER</b>	Caterham 7	4	4:06.987	<b>18 laps</b>	10 laps	78.70	57.506	2
FASTEST LAP											
	71		<b>Graeme SMITH</b>	Caterham 7	2	56.844			85.49 mph	137.59 kph	

CAR 75 - 10 SECOND PENALTY - FALSE START

Weather / Track : Bright / Dry

These results are provisional until the conclusion of any judicial and technical matters.

Mallory Park  
Circuit Length = 1.3500 miles  
Start: 15:23 End: 15:52

Clerk of Course :		Timekeeper :
-------------------	--	--------------

# Bookatrack.com Caterham Graduate Championship - Mega Graduates

## QUALIFYING - RACE 6 - LAP ANALYSIS

1 Jamie ELLWOOD Caterham 7							
1 -	53.042	+ 1.615	11:49:04.898	9 -	52.429	+ 1.002	11:56:13.657
2 -	52.599	+ 1.172	11:49:57.497	10 -	52.297	+ 0.870	11:57:05.954
3 -	54.497	+ 3.070	11:50:51.994	11 -	52.432	+ 1.005	11:57:58.386
4 -	52.004	+ 0.577	11:51:43.998	12 -	55.409	+ 3.982	11:58:53.795
5 -	54.019	+ 2.592	11:52:38.017	13 -	<b>51.427</b>		<b>11:59:45.222</b>
6 -	52.741	+ 1.314	11:53:30.758	14 -	54.867	+ 3.440	12:00:40.089
7 -	55.994	+ 4.567	11:54:26.752	15 -	53.031	+ 1.604	12:01:33.120
8 -	54.476	+ 3.049	11:55:21.228	16 -	52.195	+ 0.768	12:02:25.315
3 George LONGMUIR Caterham 7							
1 -	53.830	+ 1.679	11:49:09.632	9 -	53.255	+ 1.104	11:56:12.831
2 -	52.626	+ 0.475	11:50:02.258	10 -	53.455	+ 1.304	11:57:06.286
3 -	52.593	+ 0.442	11:50:54.851	11 -	53.264	+ 1.113	11:57:59.550
4 -	53.231	+ 1.080	11:51:48.082	12 -	<b>52.151</b>		<b>11:58:51.701</b>
5 -	52.235	+ 0.084	11:52:40.317	13 -	52.668	+ 0.517	11:59:44.369
6 -	53.045	+ 0.894	11:53:33.362	14 -	52.486	+ 0.335	12:00:36.855
7 -	53.164	+ 1.013	11:54:26.526	15 -	53.242	+ 1.091	12:01:30.097
8 -	53.050	+ 0.899	11:55:19.576	16 -	53.996	+ 1.845	12:02:24.093
4 Andrew SMITH Caterham 7							
1 -	53.349	+ 1.315	11:49:06.238	9 -	52.334	+ 0.300	11:56:15.983
2 -	53.177	+ 1.143	11:49:59.415	10 -	52.416	+ 0.382	11:57:08.399
3 -	53.264	+ 1.230	11:50:52.679	11 -	55.304	+ 3.270	11:58:03.703
4 -	53.553	+ 1.519	11:51:46.232	12 -	<b>52.034</b>		<b>11:58:55.737</b>
5 -	56.228	+ 4.194	11:52:42.460	13 -	52.035	+ 0.001	11:59:47.772
6 -	53.583	+ 1.549	11:53:36.043	14 -	55.197	+ 3.163	12:00:42.969
7 -	54.991	+ 2.957	11:54:31.034	15 -	52.270	+ 0.236	12:01:35.239
8 -	52.615	+ 0.581	11:55:23.649	16 -	52.361	+ 0.327	12:02:27.600
5 Paul HUDSON Caterham 7							
1 -	55.618	+ 3.268	11:49:41.555	9 -	52.627	+ 0.277	11:56:47.014
2 -	55.810	+ 3.460	11:50:37.365	10 -	56.762	+ 4.412	11:57:43.776
3 -	53.297	+ 0.947	11:51:30.662	11 -	53.491	+ 1.141	11:58:37.267
4 -	52.925	+ 0.575	11:52:23.587	12 -	52.890	+ 0.540	11:59:30.157
5 -	<b>52.350</b>		<b>11:53:15.937</b>	13 -	52.831	+ 0.481	12:00:22.988
6 -	52.835	+ 0.485	11:54:08.772	14 -	54.832	+ 2.482	12:01:17.820
7 -	52.972	+ 0.622	11:55:01.744	15 -	52.628	+ 0.278	12:02:10.448
8 -	52.643	+ 0.293	11:55:54.387				
6 Martin AMISON Caterham 7							
1 -	53.322	+ 1.605	11:49:10.117	9 -	52.417	+ 0.700	11:56:17.307
2 -	52.394	+ 0.677	11:50:02.511	10 -	52.171	+ 0.454	11:57:09.478
3 -	52.556	+ 0.839	11:50:55.067	11 -	53.085	+ 1.368	11:58:02.563
4 -	52.457	+ 0.740	11:51:47.524	12 -	52.323	+ 0.606	11:58:54.886
5 -	52.049	+ 0.332	11:52:39.573	13 -	<b>51.717</b>		<b>11:59:46.603</b>
6 -	53.211	+ 1.494	11:53:32.784	14 -	52.666	+ 0.949	12:00:39.269
7 -	54.358	+ 2.641	11:54:27.142	15 -	52.016	+ 0.299	12:01:31.285
8 -	57.748	+ 6.031	11:55:24.890	16 -	53.050	+ 1.333	12:02:24.335
8 James BARLOW Caterham 7							
1 -	52.555	+ 0.664	11:49:06.391	9 -	53.321	+ 1.430	11:56:13.978
2 -	52.228	+ 0.337	11:49:58.619	10 -	53.636	+ 1.745	11:57:07.614
3 -	52.452	+ 0.561	11:50:51.071	11 -	52.255	+ 0.364	11:57:59.869
4 -	53.656	+ 1.765	11:51:44.727	12 -	52.079	+ 0.188	11:58:51.948
5 -	53.433	+ 1.542	11:52:38.160	13 -	<b>51.891</b>		<b>11:59:43.839</b>
6 -	52.782	+ 0.891	11:53:30.942	14 -	54.078	+ 2.187	12:00:37.917
7 -	55.052	+ 3.161	11:54:25.994	15 -	52.449	+ 0.558	12:01:30.366
8 -	54.663	+ 2.772	11:55:20.657	16 -	52.803	+ 0.912	12:02:23.169
9 Nick FROST Caterham 7							
1 -	52.864	+ 1.302	11:49:08.917	9 -	56.349	+ 4.787	11:56:13.004
2 -	52.307	+ 0.745	11:50:01.224	10 -	53.515	+ 1.953	11:57:06.519

Mallory Park  
Circuit Length = 1.3500 miles  
Start: 11:46 End: 12:02

Weather / Track : Bright / Dry

# Bookatrack.com Caterham Graduate Championship - Mega Graduates

## QUALIFYING - RACE 6 - LAP ANALYSIS

3 -	52.038	+ 0.476	11:50:53.262	11 -	52.449	+ 0.887	11:57:58.968
4 -	<b>51.562</b>		<b>11:51:44.824</b>	12 -	51.980	+ 0.418	11:58:50.948
5 -	52.582	+ 1.020	11:52:37.406	13 -	52.353	+ 0.791	11:59:43.301
6 -	54.005	+ 2.443	11:53:31.411	14 -	53.723	+ 2.161	12:00:37.024
7 -	52.816	+ 1.254	11:54:24.227	15 -	52.650	+ 1.088	12:01:29.674
8 -	52.428	+ 0.866	11:55:16.655	16 -	55.925	+ 4.363	12:02:25.599
<b>11</b>	<b>Adrian RUSSELL Caterham 7</b>						
1 -	54.326	+ 2.402	11:49:11.275	9 -	53.067	+ 1.143	11:56:13.980
2 -	52.354	+ 0.430	11:50:03.629	10 -	52.937	+ 1.013	11:57:06.917
3 -	<b>51.924</b>		<b>11:50:55.553</b>	11 -	53.285	+ 1.361	11:58:00.202
4 -	53.055	+ 1.131	11:51:48.608	12 -	52.640	+ 0.716	11:58:52.842
5 -	51.996	+ 0.072	11:52:40.604	13 -	52.703	+ 0.779	11:59:45.545
6 -	53.232	+ 1.308	11:53:33.836	14 -	52.706	+ 0.782	12:00:38.251
7 -	53.665	+ 1.741	11:54:27.501	15 -	52.663	+ 0.739	12:01:30.914
8 -	53.412	+ 1.488	11:55:20.913	16 -	52.613	+ 0.689	12:02:23.527
<b>14</b>	<b>Tom OVERTON Caterham 7</b>						
1 -	54.528	+ 2.059	11:49:22.985	9 -	1:10.679	+ 18.210	11:56:46.639
2 -	54.260	+ 1.791	11:50:17.245	10 -	54.157	+ 1.688	11:57:40.796
3 -	53.936	+ 1.467	11:51:11.181	11 -	58.210	+ 5.741	11:58:39.006
4 -	52.864	+ 0.395	11:52:04.045	12 -	52.509	+ 0.040	11:59:31.515
5 -	52.732	+ 0.263	11:52:56.777	13 -	<b>52.469</b>		<b>12:00:23.984</b>
6 -	52.580	+ 0.111	11:53:49.357	14 -	52.635	+ 0.166	12:01:16.619
7 -	52.744	+ 0.275	11:54:42.101	15 -	53.085	+ 0.616	12:02:09.704
8 -	53.859	+ 1.390	11:55:35.960				
<b>17</b>	<b>Paul MANYWEATHERS Caterham 7</b>						
1 -	53.860	+ 1.771	11:49:05.590	9 -	<b>52.089</b>		<b>11:56:16.506</b>
2 -	52.856	+ 0.767	11:49:58.446	10 -	52.685	+ 0.596	11:57:09.191
3 -	52.847	+ 0.758	11:50:51.293	11 -	52.311	+ 0.222	11:58:01.502
4 -	52.245	+ 0.156	11:51:43.538	12 -	52.813	+ 0.724	11:58:54.315
5 -	52.939	+ 0.850	11:52:36.477	13 -	52.134	+ 0.045	11:59:46.449
6 -	55.980	+ 3.891	11:53:32.457	14 -	53.781	+ 1.692	12:00:40.230
7 -	59.389	+ 7.300	11:54:31.846	15 -	52.456	+ 0.367	12:01:32.686
8 -	52.571	+ 0.482	11:55:24.417	16 -	53.324	+ 1.235	12:02:26.010
<b>19</b>	<b>William HALLEY Caterham 7</b>						
1 -	56.658	+ 2.697	11:49:23.829	9 -	54.729	+ 0.768	11:56:48.825
2 -	55.110	+ 1.149	11:50:18.939	10 -	55.015	+ 1.054	11:57:43.840
3 -	56.026	+ 2.065	11:51:14.965	11 -	54.969	+ 1.008	11:58:38.809
4 -	55.780	+ 1.819	11:52:10.745	12 -	<b>53.961</b>		<b>11:59:32.770</b>
5 -	55.927	+ 1.966	11:53:06.672	13 -	54.772	+ 0.811	12:00:27.542
6 -	55.848	+ 1.887	11:54:02.520	14 -	54.946	+ 0.985	12:01:22.488
7 -	56.012	+ 2.051	11:54:58.532	15 -	54.507	+ 0.546	12:02:16.995
8 -	55.564	+ 1.603	11:55:54.096				
<b>23</b>	<b>Louis REDSHAW Caterham 7</b>						
1 -	59.998	+ 6.094	11:49:51.047	9 -	54.233	+ 0.329	11:57:14.008
2 -	57.489	+ 3.585	11:50:48.536	10 -	54.881	+ 0.977	11:58:08.889
3 -	57.014	+ 3.110	11:51:45.550	11 -	54.982	+ 1.078	11:59:03.871
4 -	54.655	+ 0.751	11:52:40.205	12 -	55.262	+ 1.358	11:59:59.133
5 -	54.605	+ 0.701	11:53:34.810	13 -	54.651	+ 0.747	12:00:53.784
6 -	55.285	+ 1.381	11:54:30.095	14 -	54.644	+ 0.740	12:01:48.428
7 -	55.776	+ 1.872	11:55:25.871	15 -	53.995	+ 0.091	12:02:42.423
8 -	<b>53.904</b>		<b>11:56:19.775</b>				
<b>26</b>	<b>Kim RAYMENT Caterham 7</b>						
1 -	56.142	+ 3.451	11:49:18.156	9 -	53.446	+ 0.755	11:56:29.010
2 -	55.404	+ 2.713	11:50:13.560	10 -	53.348	+ 0.657	11:57:22.358
3 -	55.130	+ 2.439	11:51:08.690	11 -	53.303	+ 0.612	11:58:15.661
4 -	<b>52.691</b>		<b>11:52:01.381</b>	12 -	53.070	+ 0.379	11:59:08.731
5 -	53.050	+ 0.359	11:52:54.431	13 -	53.210	+ 0.519	12:00:01.941
6 -	53.466	+ 0.775	11:53:47.897	14 -	53.174	+ 0.483	12:00:55.115
7 -	53.452	+ 0.761	11:54:41.349	15 -	53.100	+ 0.409	12:01:48.215

Mallory Park  
Circuit Length = 1.3500 miles  
Start: 11:46 End: 12:02

Weather / Track : Bright / Dry

# Bookatrack.com Caterham Graduate Championship - Mega Graduates

## QUALIFYING - RACE 6 - LAP ANALYSIS

8 -	54.215	+ 1.524	11:55:35.564	16 -	54.155	+ 1.464	12:02:42.370
<b>29</b>	<b>Will SHARMAN</b>		<b>Caterham 7</b>				
1 -	54.135	+ 2.016	11:49:20.310	9 -	52.584	+ 0.465	11:56:30.094
2 -	54.232	+ 2.113	11:50:14.542	10 -	52.338	+ 0.219	11:57:22.432
3 -	52.974	+ 0.855	11:51:07.516	11 -	52.634	+ 0.515	11:58:15.066
4 -	52.493	+ 0.374	11:52:00.009	12 -	52.526	+ 0.407	11:59:07.592
5 -	53.045	+ 0.926	11:52:53.054	13 -	52.143	+ 0.024	11:59:59.735
6 -	52.726	+ 0.607	11:53:45.780	14 -	52.710	+ 0.591	12:00:52.445
7 -	59.004	+ 6.885	11:54:44.784	15 -	52.457	+ 0.338	12:01:44.902
8 -	52.726	+ 0.607	11:55:37.510	16 -	<b>52.119</b>		<b>12:02:37.021</b>
<b>36</b>	<b>Jo SELF</b>		<b>Caterham 7</b>				
1 -	57.319	+ 3.524	11:49:19.745	9 -	<b>53.795</b>		<b>11:56:36.832</b>
2 -	55.872	+ 2.077	11:50:15.617	10 -	53.863	+ 0.068	11:57:30.695
3 -	56.063	+ 2.268	11:51:11.680	11 -	54.476	+ 0.681	11:58:25.171
4 -	54.273	+ 0.478	11:52:05.953	12 -	54.825	+ 1.030	11:59:19.996
5 -	54.285	+ 0.490	11:53:00.238	13 -	54.485	+ 0.690	12:00:14.481
6 -	53.979	+ 0.184	11:53:54.217	14 -	54.163	+ 0.368	12:01:08.644
7 -	54.589	+ 0.794	11:54:48.806	15 -	54.147	+ 0.352	12:02:02.791
8 -	54.231	+ 0.436	11:55:43.037				
<b>41</b>	<b>Paul TURLEY</b>		<b>Caterham 7</b>				
1 -	55.470	+ 3.103	11:49:18.777	8 -	53.491	+ 1.124	11:57:07.958
2 -	54.073	+ 1.706	11:50:12.850	9 -	<b>52.367</b>		<b>11:58:00.325</b>
3 -	52.617	+ 0.250	11:51:05.467	10 -	52.788	+ 0.421	11:58:53.113
4 -	1:01.706	+ 9.339	11:52:07.173	11 -	52.744	+ 0.377	11:59:45.857
5 -	2:21.844	+ 1:29.477	11:54:29.017	12 -	53.272	+ 0.905	12:00:39.129
6 -	52.926	+ 0.559	11:55:21.943	13 -	54.373	+ 2.006	12:01:33.502
7 -	52.524	+ 0.157	11:56:14.467	14 -	54.722	+ 2.355	12:02:28.224
<b>42</b>	<b>Tim JUMP</b>		<b>Caterham 7</b>				
1 -	54.417	+ 2.019	11:49:41.007	9 -	1:08.449	+ 16.051	11:57:03.551
2 -	53.812	+ 1.414	11:50:34.819	10 -	56.243	+ 3.845	11:57:59.794
3 -	53.689	+ 1.291	11:51:28.508	11 -	52.663	+ 0.265	11:58:52.457
4 -	53.636	+ 1.238	11:52:22.144	12 -	<b>52.398</b>		<b>11:59:44.855</b>
5 -	53.193	+ 0.795	11:53:15.337	13 -	52.830	+ 0.432	12:00:37.685
6 -	53.372	+ 0.974	11:54:08.709	14 -	52.899	+ 0.501	12:01:30.584
7 -	53.576	+ 1.178	11:55:02.285	15 -	1:04.042	+ 11.644	12:02:34.626
8 -	52.817	+ 0.419	11:55:55.102				
<b>44</b>	<b>Andy COOMBS</b>		<b>Caterham 7</b>				
1 -	55.833	+ 3.447	11:49:54.526	9 -	54.977	+ 2.591	11:57:08.267
2 -	55.620	+ 3.234	11:50:50.146	10 -	53.060	+ 0.674	11:58:01.327
3 -	53.301	+ 0.915	11:51:43.447	11 -	54.788	+ 2.402	11:58:56.115
4 -	55.062	+ 2.676	11:52:38.509	12 -	52.589	+ 0.203	11:59:48.704
5 -	53.866	+ 1.480	11:53:32.375	13 -	53.052	+ 0.666	12:00:41.756
6 -	53.765	+ 1.379	11:54:26.140	14 -	<b>52.386</b>		<b>12:01:34.142</b>
7 -	53.946	+ 1.560	11:55:20.086	15 -	52.650	+ 0.264	12:02:26.792
8 -	53.204	+ 0.818	11:56:13.290				
<b>45</b>	<b>Myles PACKMAN</b>		<b>Caterham 7</b>				
1 -	53.380	+ 1.182	11:49:11.010	9 -	54.165	+ 1.967	11:56:16.345
2 -	52.456	+ 0.258	11:50:03.466	10 -	52.749	+ 0.551	11:57:09.094
3 -	52.850	+ 0.652	11:50:56.316	11 -	58.098	+ 5.900	11:58:07.192
4 -	52.901	+ 0.703	11:51:49.217	12 -	53.059	+ 0.861	11:59:00.251
5 -	<b>52.198</b>		<b>11:52:41.415</b>	13 -	52.532	+ 0.334	11:59:52.783
6 -	54.061	+ 1.863	11:53:35.476	14 -	52.936	+ 0.738	12:00:45.719
7 -	53.094	+ 0.896	11:54:28.570	15 -	52.515	+ 0.317	12:01:38.234
8 -	53.610	+ 1.412	11:55:22.180	16 -	52.527	+ 0.329	12:02:30.761
<b>46</b>	<b>Alwynn MORRIS</b>		<b>Caterham 7</b>				
1 -	55.282	+ 2.843	11:49:18.268	9 -	53.291	+ 0.852	11:56:24.896
2 -	54.056	+ 1.617	11:50:12.324	10 -	53.156	+ 0.717	11:57:18.052

Weather / Track : Bright / Dry


# Bookatrack.com Caterham Graduate Championship - Mega Graduates

## QUALIFYING - RACE 6 - LAP ANALYSIS

3 -	53.174	+ 0.735	11:51:05.498	11 -	52.783	+ 0.344	11:58:10.835
4 -	53.262	+ 0.823	11:51:58.760	12 -	53.087	+ 0.648	11:59:03.922
5 -	53.782	+ 1.343	11:52:52.542	13 -	53.094	+ 0.655	11:59:57.016
6 -	52.857	+ 0.418	11:53:45.399	14 -	<b>52.439</b>		<b>12:00:49.455</b>
7 -	53.262	+ 0.823	11:54:38.661	15 -	52.675	+ 0.236	12:01:42.130
8 -	52.944	+ 0.505	11:55:31.605	16 -	52.572	+ 0.133	12:02:34.702
<b>50</b>	<b>Andrew LEWINGTON</b>			<b>Caterham 7</b>			
1 -	59.332	+ 6.960	11:49:22.836	9 -	56.587	+ 4.215	11:56:34.443
2 -	53.390	+ 1.018	11:50:16.226	10 -	52.747	+ 0.375	11:57:27.190
3 -	58.124	+ 5.752	11:51:14.350	11 -	53.169	+ 0.797	11:58:20.359
4 -	52.885	+ 0.513	11:52:07.235	12 -	52.809	+ 0.437	11:59:13.168
5 -	52.571	+ 0.199	11:52:59.806	13 -	53.519	+ 1.147	12:00:06.687
6 -	52.808	+ 0.436	11:53:52.614	14 -	52.824	+ 0.452	12:00:59.511
7 -	52.870	+ 0.498	11:54:45.484	15 -	52.930	+ 0.558	12:01:52.441
8 -	<b>52.372</b>		<b>11:55:37.856</b>	16 -	53.048	+ 0.676	12:02:45.489
<b>53</b>	<b>Robert DRAPER</b>			<b>Caterham 7</b>			
1 -	53.301	+ 0.990	11:49:20.646	9 -	54.154	+ 1.843	11:56:25.213
2 -	53.009	+ 0.698	11:50:13.655	10 -	53.309	+ 0.998	11:57:18.522
3 -	<b>52.311</b>		<b>11:51:05.966</b>	11 -	52.994	+ 0.683	11:58:11.516
4 -	53.178	+ 0.867	11:51:59.144	12 -	52.995	+ 0.684	11:59:04.511
5 -	52.982	+ 0.671	11:52:52.126	13 -	53.196	+ 0.885	11:59:57.707
6 -	53.084	+ 0.773	11:53:45.210	14 -	52.585	+ 0.274	12:00:50.292
7 -	52.920	+ 0.609	11:54:38.130	15 -	53.090	+ 0.779	12:01:43.382
8 -	52.929	+ 0.618	11:55:31.059	16 -	52.967	+ 0.656	12:02:36.349

# Bookatrack.com Caterham Graduate Championship - Mega Graduates

## RACE 6 - GRID

ROW 11	53.904 23 Louis REDSHAW	53.961 19 William HALLEY
ROW 10	52.691 26 Kim RAYMENT	53.795 36 Jo SELF
ROW 9	52.439 46 Alwynn MORRIS	52.469 14 Tom OVERTON
ROW 8	52.386 44 Andy COOMBS	52.398 42 Tim JUMP
ROW 7	52.367 41 Paul TURLEY	52.372 50 Andrew LEWINGTON
ROW 6	52.311 53 Robert DRAPER	52.350 5 Paul HUDSON
ROW 5	52.151 3 George LONGMUIR	52.198 45 Myles PACKMAN
ROW 4	52.089 17 Paul MANYWEATHERS	52.119 29 Will SHARMAN
ROW 3	51.924 11 Adrian RUSSELL	52.034 4 Andrew SMITH
ROW 2	51.717 6 Martin AMISON	51.891 8 James BARLOW
ROW 1	51.427 1 Jamie ELLWOOD	51.562 9 Nick FROST
<b>Pole</b>		
		

Mallory Park  
Circuit Length = 1.3500 miles

**These results are provisional until the conclusion of any judicial and technical matters.**

Clerk of Course :		Timekeeper :
-------------------	--	--------------

# Bookatrack.com Caterham Graduate Championship - Mega Graduates

## RACE 6 - CLASSIFICATION

POS	NO	CL	NAME	ENTRY	LAPS	TIME	GAP	DIFF	MPH	BEST	ON
1	8		James BARLOW	Caterham 7	12	10:40.168			91.10	52.064	10
2	1		Jamie ELLWOOD	Caterham 7	12	10:40.434	0.266	0.266	91.06	52.317	9
3	4		Andrew SMITH	Caterham 7	12	10:44.481	4.313	4.047	90.49	52.318	9
4	14		Tom OVERTON	Caterham 7	12	10:44.806	4.638	0.325	90.44	52.364	5
5	46		Alwynn MORRIS	Caterham 7	12	10:45.208	5.040	0.402	90.38	52.498	9
6	11		Adrian RUSSELL	Caterham 7	12	10:45.526	5.358	0.318	90.34	52.064	6
7	45		Myles PACKMAN	Caterham 7	12	10:46.445	6.277	0.919	90.21	52.672	3
8	3		George LONGMUIR	Caterham 7	12	10:46.709	6.541	0.264	90.17	52.227	7
9	41		Paul TURLEY	Caterham 7	12	10:47.143	6.975	0.434	90.11	52.648	11
10	50		Andrew LEWINGTON	Caterham 7	12	10:47.458	7.290	0.315	90.07	52.598	8
11	53		Robert DRAPER	Caterham 7	12	10:47.756	7.588	0.298	90.03	52.662	12
12	29		Will SHARMAN	Caterham 7	12	10:48.503	8.335	0.747	89.92	52.709	5
13	42		Tim JUMP	Caterham 7	12	10:48.691	8.523	0.188	89.90	52.713	6
14	17		Paul MANYWEATHERS	Caterham 7	12	10:51.006	10.838	2.315	89.58	52.519	6
15	26		Kim RAYMENT	Caterham 7	12	10:55.233	15.065	4.227	89.00	53.130	6
16	5		Paul HUDSON	Caterham 7	12	10:58.011	17.843	2.778	88.63	52.418	7
17	9		Nick FROST	Caterham 7	12	10:59.348	19.180	1.337	88.45	52.309	7
18	19		William HALLEY	Caterham 7	12	10:59.731	19.563	0.383	88.39	53.006	6
19	23		Louis REDSHAW	Caterham 7	12	11:04.275	24.107	4.544	87.79	53.339	5
20	44		Andy COOMBS	Caterham 7	12	11:04.347	24.179	0.072	87.78	52.769	5
21	36		Jo SELF	Caterham 7	12	11:04.850	24.682	0.503	87.71	53.475	6

NOT CLASSIFIED

DNF	6		Martin AMISON	Caterham 7	9	8:03.060	3 laps	3 laps	90.54	52.274	7
-----	---	--	---------------	------------	---	----------	--------	--------	-------	--------	---

FASTEST LAP

	8		James BARLOW	Caterham 7	10	52.064		93.34 mph		150.22 kph	
--	---	--	--------------	------------	----	--------	--	-----------	--	------------	--

Weather / Track : Bright / Dry

These results are provisional until the conclusion of any judicial and technical matters.

Mallory Park  
Circuit Length = 1.3500 miles  
Start: 16:56 End: 17:11

Clerk of Course :		Timekeeper :
-------------------	--	--------------

# Bookatrack.com Caterham Graduate Championship - Mega Graduates

## RACE 6 - LAP CHART

Lap 1			Lap 2			Lap 3			Lap 4			Lap 5		
No	Behind	Laptime	No	Behind	Laptime	No	Behind	Laptime	No	Behind	Laptime	No	Behind	Laptime
1		58.900	1		53.208	1		53.104	1		53.234	1		52.761
9	0.081	58.981	9	0.072	53.199	9	0.082	53.114	9	0.296	53.448	9	0.269	52.734
8	0.435	59.335	8	0.456	53.229	8	0.538	53.186	8	0.613	53.309	8	0.809	52.957
6	0.736	59.636	6	0.578	53.050	5	0.740	52.437	5	0.831	53.325	5	0.923	52.853
5	2.066	1:00.966	5	1.407	52.549	6	0.978	53.504	6	1.217	53.473	6	1.125	52.669
45	2.202	1:01.102	45	2.279	53.285	45	1.847	52.672	3	1.576	52.737	3	1.618	52.803
4	2.451	1:01.351	3	2.550	53.071	3	2.073	52.627	45	1.937	53.324	4	1.803	52.524
3	2.687	1:01.587	4	2.732	53.489	4	2.198	52.570	4	2.040	53.076	45	2.323	53.147
41	2.920	1:01.820	41	3.133	53.421	41	2.832	52.803	41	2.917	53.319	14	2.635	52.364
53	3.045	1:01.945	50	3.384	53.098	14	3.302	52.574	14	3.032	52.964	41	3.210	53.054
50	3.494	1:02.394	53	3.682	53.845	50	3.481	53.201	53	3.323	53.000	53	3.428	52.866
14	3.859	1:02.759	14	3.832	53.181	53	3.557	52.979	50	3.794	53.547	46	3.795	52.586
29	4.051	1:02.951	46	4.080	52.968	46	4.137	53.161	46	3.970	53.067	50	4.438	53.405
46	4.320	1:03.220	29	4.472	53.629	29	4.484	53.116	44	4.697	52.962	44	4.705	52.769
44	4.926	1:03.826	44	4.945	53.227	44	4.969	53.128	29	5.028	53.778	29	4.976	52.709
42	5.403	1:04.303	26	5.583	53.196	42	5.966	53.355	42	5.838	53.106	11	6.242	52.966
26	5.595	1:04.495	42	5.715	53.520	26	6.192	53.713	11	6.037	52.428	42	6.708	53.631
19	6.246	1:05.146	19	6.879	53.841	11	6.843	52.986	26	7.009	54.051	26	7.599	53.351
23	6.616	1:05.516	11	6.961	52.710	19	7.453	53.678	19	7.635	53.416	19	8.060	53.186
36	7.411	1:06.311	23	8.695	55.287	17	9.889	53.480	17	9.966	53.311	17	10.239	53.034
11	7.459	1:06.359	36	9.091	54.888	23	9.974	54.383	23	10.694	53.954	23	11.272	53.339
17	9.645	1:08.545	17	9.513	53.076	36	10.448	54.461	36	11.137	53.923	36	11.954	53.578

# Bookatrack.com Caterham Graduate Championship - Mega Graduates

## RACE 6 - LAP CHART

Lap 6			Lap 7			Lap 8			Lap 9			Lap 10		
No	Behind	Laptime	No	Behind	Laptime	No	Behind	Laptime	No	Behind	Laptime	No	Behind	Laptime
1		52.470	1		52.826	1		52.671	1		52.317	1		52.358
9	0.632	52.833	9	0.115	52.309	8	0.487	52.729	8	0.571	52.401	8	0.277	52.064
8	0.973	52.634	8	0.429	52.282	5	0.732	52.672	5	1.201	52.786	4	5.422	55.843
5	1.139	52.686	5	0.731	52.418	9	0.908	53.464	9	1.310	52.719	14	5.512	53.847
6	1.499	52.844	6	0.947	52.274	6	1.108	52.832	6	1.569	52.778	46	5.833	53.648
3	1.925	52.777	3	1.326	52.227	3	1.791	53.136	4	1.937	52.318	45	6.509	53.784
4	2.057	52.724	4	1.773	52.542	4	1.936	52.834	3	2.340	52.866	3	6.877	56.895
45	2.839	52.986	14	3.343	53.230	14	3.703	53.031	14	4.023	52.637	11	7.073	53.286
14	2.939	52.774	45	3.717	53.704	46	4.362	52.982	46	4.543	52.498	50	7.719	54.031
53	3.745	52.787	46	4.051	52.901	45	4.444	53.398	45	5.083	52.956	53	7.891	54.802
46	3.976	52.651	53	4.652	53.733	53	4.794	52.813	53	5.447	52.970	41	7.996	53.687
41	4.425	53.685	50	4.985	53.049	50	4.912	52.598	50	6.046	53.451	29	8.400	52.995
50	4.762	52.794	41	5.047	53.448	11	5.152	52.174	11	6.145	53.310	42	8.799	52.980
44	5.048	52.813	11	5.649	52.639	41	5.801	53.425	41	6.667	53.183	17	11.747	53.366
29	5.444	52.938	44	5.974	53.752	29	7.345	53.454	29	7.763	52.735	26	13.473	54.599
11	5.836	52.064	29	6.562	53.944	42	7.533	53.303	42	8.177	52.961	9	16.659	1:07.707
42	6.951	52.713	42	6.901	52.776	26	9.988	53.738	17	10.739	52.901	5	16.679	1:07.836
26	8.259	53.130	26	8.921	53.488	17	10.155	52.713	26	11.232	53.561	19	17.132	57.458
19	8.596	53.006	19	9.410	53.640	19	10.438	53.699	19	12.032	53.911	23	21.414	54.624
17	10.288	52.519	17	10.113	52.651	23	16.681	54.857	23	19.148	54.784	36	21.568	54.565
23	12.630	53.828	23	14.495	54.691	36	17.099	55.147	36	19.361	54.579	44	24.321	53.473
36	12.959	53.475	36	14.623	54.490	44	18.479	1:05.176	44	23.206	57.044			

# Bookatrack.com Caterham Graduate Championship - Mega Graduates

## RACE 6 - LAP CHART

Lap 11			Lap 12		
No	Behind	Laptime	No	Behind	Laptime
1		53.144	8		53.140
8	0.035	52.902	1	0.266	53.441
4	4.808	52.530	4	4.313	52.680
14	5.365	52.997	14	4.638	52.448
46	5.464	52.775	46	5.040	52.751
45	6.352	52.987	11	5.358	52.079
11	6.454	52.525	45	6.277	53.100
3	6.836	53.103	3	6.541	52.880
50	7.223	52.648	41	6.975	52.650
41	7.500	52.648	50	7.290	53.242
53	8.101	53.354	53	7.588	52.662
29	8.310	53.054	29	8.335	53.200
42	8.720	53.065	42	8.523	52.978
17	11.388	52.785	17	10.838	52.625
26	14.346	54.017	26	15.065	53.894
5	17.718	54.183	5	17.843	53.300
9	18.431	54.916	9	19.180	53.924
19	18.890	54.902	19	19.563	53.848
23	22.716	54.446	23	24.107	54.566
36	22.958	54.534	44	24.179	53.200
44	24.154	52.977	36	24.682	54.899