



**BARC**

**Cadwell Park**

**14th September 2008**



**Results Provided by Timing Solutions Ltd**

**[www.tsl-timing.com](http://www.tsl-timing.com)**

**Bookatrack.com Caterham Classic Graduates**  
**QUALIFYING - RACE 2 - CLASSIFICATION**

POS	NO	CL	NAME	ENTRY	TIME	ON	LAPS	GAP	DIFF	MPH
1	71		<b>Graeme SMITH</b>	Caterham 7	<b>1:47.701</b>	4	8			72.63
2	79		<b>David MARSON</b>	Caterham 7 Classic	<b>1:48.014</b>	6	8	<b>0.313</b>	0.313	72.42
3	80		<b>Charles FITZHUGH</b>	Caterham 7	<b>1:48.306</b>	7	8	<b>0.605</b>	0.292	72.22
4	77		<b>Flick HAIGH</b>	Caterham	<b>1:48.785</b>	8	8	<b>1.084</b>	0.479	71.91
5	75		<b>Adam BETTINSON</b>	Caterham 7	<b>1:48.963</b>	6	8	<b>1.262</b>	0.178	71.79
6	90		<b>Andrew SAGAR</b>	Caterham Classic	<b>1:49.397</b>	8	8	<b>1.696</b>	0.434	71.50
7	92		<b>David PEARSON</b>	Caterham	<b>1:49.451</b>	5	8	<b>1.750</b>	0.054	71.47
8	74		<b>Toby BRIANT</b>	Caterham 7	<b>1:49.537</b>	8	8	<b>1.836</b>	0.086	71.41
9	93		<b>Daniel MALKIN</b>	Caterham Classic	<b>1:50.267</b>	7	8	<b>2.566</b>	0.730	70.94
10	88		<b>Matthew GILLBANKS</b>	Caterham Super 7	<b>1:50.454</b>	7	8	<b>2.753</b>	0.187	70.82
11	76		<b>Sheila MARSHALL</b>	Caterham 7	<b>1:52.074</b>	6	8	<b>4.373</b>	1.620	69.80
12	99		<b>Jennifer GRACE</b>	Caterham Classic	<b>1:52.121</b>	6	8	<b>4.420</b>	0.047	69.77
13	84		<b>Trevor HARBER</b>	Caterham Super Seven	<b>1:52.633</b>	7	8	<b>4.932</b>	0.512	69.45
14	81		<b>Darren GRAINGER</b>	Caterham 7	<b>1:53.040</b>	8	8	<b>5.339</b>	0.407	69.20
15	78		<b>Pete CANNARD</b>	Caterham 7	<b>1:53.152</b>	6	8	<b>5.451</b>	0.112	69.13
16	83		<b>Colin ROTHWELL</b>	Caterham Classic	<b>1:55.779</b>	8	8	<b>8.078</b>	2.627	67.56
17	86		<b>Terry PALMER</b>	Caterham 7	<b>1:57.902</b>	5	8	<b>10.201</b>	2.123	66.34

Weather / Track : Cloudy / Dry

These results are provisional until the conclusion of any judicial and technical matters.

Cadwell Park  
 Circuit Length = 2.1730 miles  
 Start: 09:03 End: 09:20

Clerk of Course :		Timekeeper :
-------------------	--	--------------

# Bookatrack.com Caterham Classic Graduates

## QUALIFYING - RACE 2 - LAP ANALYSIS

<b>71</b>	<b>Graeme SMITH</b>		<b>Caterham 7</b>				
1 -	1:52.970	+ 5.269	9:06:33.375	5 -	1:48.376	+ 0.675	9:13:47.102
2 -	1:49.373	+ 1.672	9:08:22.748	6 -	1:48.289	+ 0.588	9:15:35.391
3 -	1:48.277	+ 0.576	9:10:11.025	7 -	1:48.528	+ 0.827	9:17:23.919
4 -	<b>1:47.701</b>		<b>9:11:58.726</b>	8 -	1:48.923	+ 1.222	9:19:12.842
<b>74</b>	<b>Toby BRIANT</b>		<b>Caterham 7</b>				
1 -	1:58.107	+ 8.570	9:06:55.852	5 -	1:50.026	+ 0.489	9:14:24.073
2 -	1:55.700	+ 6.163	9:08:51.552	6 -	1:49.890	+ 0.353	9:16:13.963
3 -	1:52.022	+ 2.485	9:10:43.574	7 -	1:49.713	+ 0.176	9:18:03.676
4 -	1:50.473	+ 0.936	9:12:34.047	8 -	<b>1:49.537</b>		<b>9:19:53.213</b>
<b>75</b>	<b>Adam BETTINSON</b>		<b>Caterham 7</b>				
1 -	1:50.954	+ 1.991	9:06:36.591	5 -	1:50.709	+ 1.746	9:13:59.655
2 -	1:49.735	+ 0.772	9:08:26.326	6 -	<b>1:48.963</b>		<b>9:15:48.618</b>
3 -	1:51.232	+ 2.269	9:10:17.558	7 -	1:50.262	+ 1.299	9:17:38.880
4 -	1:51.388	+ 2.425	9:12:08.946	8 -	1:48.996	+ 0.033	9:19:27.876
<b>76</b>	<b>Sheila MARSHALL</b>		<b>Caterham 7</b>				
1 -	2:03.150	+ 11.076	9:07:13.027	5 -	1:54.795	+ 2.721	9:14:51.007
2 -	1:54.587	+ 2.513	9:09:07.614	6 -	<b>1:52.074</b>		<b>9:16:43.081</b>
3 -	1:54.145	+ 2.071	9:11:01.759	7 -	1:52.630	+ 0.556	9:18:35.711
4 -	1:54.453	+ 2.379	9:12:56.212	8 -	1:52.642	+ 0.568	9:20:28.353
<b>77</b>	<b>Flick HAIGH</b>		<b>Caterham</b>				
1 -	1:52.500	+ 3.715	9:06:38.299	5 -	1:50.374	+ 1.589	9:13:58.841
2 -	1:49.432	+ 0.647	9:08:27.731	6 -	1:50.401	+ 1.616	9:15:49.242
3 -	1:50.124	+ 1.339	9:10:17.855	7 -	1:49.141	+ 0.356	9:17:38.383
4 -	1:50.612	+ 1.827	9:12:08.467	8 -	<b>1:48.785</b>		<b>9:19:27.168</b>
<b>78</b>	<b>Pete CANNARD</b>		<b>Caterham 7</b>				
1 -	2:00.858	+ 7.706	9:06:54.731	5 -	1:53.845	+ 0.693	9:14:38.604
2 -	1:59.272	+ 6.120	9:08:54.003	6 -	<b>1:53.152</b>		<b>9:16:31.756</b>
3 -	1:55.434	+ 2.282	9:10:49.437	7 -	1:54.185	+ 1.033	9:18:25.941
4 -	1:55.322	+ 2.170	9:12:44.759	8 -	1:53.567	+ 0.415	9:20:19.508
<b>79</b>	<b>David MARSON</b>		<b>Caterham 7 Classic</b>				
1 -	2:03.505	+ 15.491	9:07:11.486	5 -	1:48.785	+ 0.771	9:14:33.713
2 -	1:50.186	+ 2.172	9:09:01.672	6 -	<b>1:48.014</b>		<b>9:16:21.727</b>
3 -	1:50.534	+ 2.520	9:10:52.206	7 -	1:48.819	+ 0.805	9:18:10.546
4 -	1:52.722	+ 4.708	9:12:44.928	8 -	1:48.263	+ 0.249	9:19:58.809
<b>80</b>	<b>Charles FITZHUGH</b>		<b>Caterham 7</b>				
1 -	1:55.744	+ 7.438	9:06:43.357	5 -	1:49.672	+ 1.366	9:14:02.748
2 -	1:50.346	+ 2.040	9:08:33.703	6 -	1:48.764	+ 0.458	9:15:51.512
3 -	1:49.857	+ 1.551	9:10:23.560	7 -	<b>1:48.306</b>		<b>9:17:39.818</b>
4 -	1:49.516	+ 1.210	9:12:13.076	8 -	1:48.686	+ 0.380	9:19:28.504
<b>81</b>	<b>Darren GRAINGER</b>		<b>Caterham 7</b>				
1 -	2:02.556	+ 9.516	9:06:59.212	5 -	1:55.068	+ 2.028	9:15:04.943
2 -	1:58.626	+ 5.586	9:08:57.838	6 -	1:53.576	+ 0.536	9:16:58.519
3 -	1:58.639	+ 5.599	9:10:56.477	7 -	1:54.524	+ 1.484	9:18:53.043
4 -	2:13.398	+ 20.358	9:13:09.875	8 -	<b>1:53.040</b>		<b>9:20:46.083</b>
<b>83</b>	<b>Colin ROTHWELL</b>		<b>Caterham Classic</b>				
1 -	2:04.636	+ 8.857	9:06:50.290	5 -	1:57.213	+ 1.434	9:14:50.718
2 -	2:05.406	+ 9.627	9:08:55.696	6 -	1:56.307	+ 0.528	9:16:47.025
3 -	1:59.444	+ 3.665	9:10:55.140	7 -	1:55.859	+ 0.080	9:18:42.884
4 -	1:58.365	+ 2.586	9:12:53.505	8 -	<b>1:55.779</b>		<b>9:20:38.663</b>
<b>84</b>	<b>Trevor HARBER</b>		<b>Caterham Super Seven</b>				
1 -	2:00.714	+ 8.081	9:06:51.522	5 -	1:58.996	+ 6.363	9:14:49.204

Cadwell Park  
 Circuit Length = 2.1730 miles  
 Start: 09:03 End: 09:20

Weather / Track : Cloudy / Dry


# Bookatrack.com Caterham Classic Graduates

## QUALIFYING - RACE 2 - LAP ANALYSIS

2 -	1:57.839	+ 5.206	9:08:49.361	6 -	1:53.013	+ 0.380	9:16:42.217
3 -	1:59.118	+ 6.485	9:10:48.479	7 -	<b>1:52.633</b>		<b>9:18:34.850</b>
4 -	2:01.729	+ 9.096	9:12:50.208	8 -	1:52.738	+ 0.105	9:20:27.588
<b>86</b>	<b>Terry PALMER</b>		<b>Caterham 7</b>				
1 -	2:02.460	+ 4.558	9:06:58.671	5 -	<b>1:57.902</b>		<b>9:14:53.087</b>
2 -	1:58.591	+ 0.689	9:08:57.262	6 -	1:58.420	+ 0.518	9:16:51.507
3 -	1:58.657	+ 0.755	9:10:55.919	7 -	2:01.486	+ 3.584	9:18:52.993
4 -	1:59.266	+ 1.364	9:12:55.185	8 -	1:58.129	+ 0.227	9:20:51.122
<b>88</b>	<b>Matthew GILLBANKS</b>		<b>Caterham Super 7</b>				
1 -	2:01.766	+ 11.312	9:06:53.636	5 -	1:52.177	+ 1.723	9:14:30.384
2 -	1:59.393	+ 8.939	9:08:53.029	6 -	1:52.672	+ 2.218	9:16:23.056
3 -	1:53.027	+ 2.573	9:10:46.056	7 -	<b>1:50.454</b>		<b>9:18:13.510</b>
4 -	1:52.151	+ 1.697	9:12:38.207	8 -	1:50.905	+ 0.451	9:20:04.415
<b>90</b>	<b>Andrew SAGAR</b>		<b>Caterham Classic</b>				
1 -	1:54.001	+ 4.604	9:06:32.697	5 -	1:55.149	+ 5.752	9:14:03.340
2 -	1:52.973	+ 3.576	9:08:25.670	6 -	1:50.342	+ 0.945	9:15:53.682
3 -	1:51.277	+ 1.880	9:10:16.947	7 -	1:49.538	+ 0.141	9:17:43.220
4 -	1:51.244	+ 1.847	9:12:08.191	8 -	<b>1:49.397</b>		<b>9:19:32.617</b>
<b>93</b>	<b>Daniel MALKIN</b>		<b>Caterham Classic</b>				
1 -	2:03.251	+ 12.984	9:07:12.121	5 -	1:54.143	+ 3.876	9:14:47.749
2 -	1:51.997	+ 1.730	9:09:04.118	6 -	1:51.183	+ 0.916	9:16:38.932
3 -	1:52.742	+ 2.475	9:10:56.860	7 -	<b>1:50.267</b>		<b>9:18:29.199</b>
4 -	1:56.746	+ 6.479	9:12:53.606	8 -	1:51.772	+ 1.505	9:20:20.971
<b>95</b>	<b>David PEARSON</b>		<b>Caterham</b>				
1 -	1:53.074	+ 3.623	9:06:27.313	5 -	<b>1:49.451</b>		<b>9:13:48.196</b>
2 -	1:51.163	+ 1.712	9:08:18.476	6 -	1:49.555	+ 0.104	9:15:37.751
3 -	1:50.013	+ 0.562	9:10:08.489	7 -	1:52.200	+ 2.749	9:17:29.951
4 -	1:50.256	+ 0.805	9:11:58.745	8 -	1:50.136	+ 0.685	9:19:20.087
<b>99</b>	<b>Jennifer GRACE</b>		<b>Caterham Classic</b>				
1 -	2:01.753	+ 9.632	9:06:53.176	5 -	1:54.094	+ 1.973	9:14:36.005
2 -	1:59.558	+ 7.437	9:08:52.734	6 -	<b>1:52.121</b>		<b>9:16:28.126</b>
3 -	1:55.242	+ 3.121	9:10:47.976	7 -	1:52.389	+ 0.268	9:18:20.515
4 -	1:53.935	+ 1.814	9:12:41.911	8 -	1:54.174	+ 2.053	9:20:14.689

# Bookatrack.com Caterham Classic Graduates

## RACE 2 - GRID

ROW 9		1:57.902	86 Terry PALMER
ROW 8	1:55.779	83 Colin ROTHWELL	1:53.152 78 Pete CANNARD
ROW 7		1:53.040	81 Darren GRAINGER
			1:52.633 84 Trevor HARBER
ROW 6	1:52.121	99 Jennifer GRACE	1:52.074 76 Sheila MARSHALL
ROW 5		1:50.454	88 Matthew GILLBANKS
			1:50.267 93 Daniel MALKIN
ROW 4	1:49.537	74 Toby BRIANT	1:49.451 92 David PEARSON
ROW 3		1:49.397	90 Andrew SAGAR
			1:48.963 75 Adam BETTINSON
ROW 2	1:48.785	77 Flick HAIGH	1:48.306 80 Charles FITZHUGH
ROW 1		1:48.014	79 David MARSON
			1:47.701 71 Graeme SMITH
<b>Pole</b>			
			

Cadwell Park  
Circuit Length = 2.1730 miles

Clerk of Course :		Timekeeper :

**Universal Racing Services Classic FF1600 Championship**  
**QUALIFYING - RACE 3 - CLASSIFICATION**

POS	NO	CL	NAME	ENTRY	TIME	ON	LAPS	GAP	DIFF	MPH
1	5	A	Keith DAVEY	Van Diemen RF81	1:35.952	9	9			81.52
2	74	B	Amanda WHITAKER	Elden Mk8	1:36.481	8	9	0.529	0.529	81.08
3	13	A	Stuart KESTENBAUM	Van Diemen RF79	1:36.724	8	9	0.772	0.243	80.87
4	77	A	Paul WALTON	Crossle 25F	1:37.013	9	9	1.061	0.289	80.63
5	78	A	Joe WALTON	Crossle 25F	1:37.109	7	9	1.157	0.096	80.55
6	34	A	Colin WILLIAMS	PRS RH01	1:38.316	7	9	2.364	1.207	79.56
7	49	B	Andrew SMITH	Van Diemen FA73	1:38.452	8	9	2.500	0.136	79.45
8	9	A	David PENLINGTON	Royale RP26	1:38.577	6	7	2.625	0.125	79.35
9	32	A	David MALPAS	Van Diemen RF78	1:38.962	6	9	3.010	0.385	79.04
10	69	B	Dave LOWE	Lotus 69	1:39.241	6	9	3.289	0.279	78.82
11	33	B	Jonathan DAVIS	Hawke DL11	1:40.845	6	9	4.893	1.604	77.57
12	23	A	James GOWENS	PRS RH01	1:41.087	7	8	5.135	0.242	77.38
13	17	A	Jeff PALMER	Royale RP26	1:41.236	8	9	5.284	0.149	77.27
14	27	A	Ian McMILLAN	Crossle 45F	1:41.692	7	9	5.740	0.456	76.92
15	19	A	Benjamin HOPTON	Van Diemen RF80	1:49.690	7	7	13.738	7.998	71.31
16	80	A	Karl LEATHERBARROW	Van Diemen RF80	1:56.066	1	1	20.114	6.376	67.39
17	21	A	Steve PEARCE	Van Diemen RF80	1:58.010	1	1	22.058	1.944	66.28

Weather / Track : Bright / Dry

These results are provisional until the conclusion of any judicial and technical matters.

Cadwell Park  
 Circuit Length = 2.1730 miles  
 Start: 09:26 End: 09:43

Clerk of Course :		Timekeeper :
-------------------	--	--------------

# Universal Racing Services Classic FF1600 Championship

## QUALIFYING - RACE 3 - LAP ANALYSIS

<b>5</b>	<b>Keith DAVEY</b>		Van Diemen RF81				
1 -	1:41.397	+ 5.445	9:28:58.478	6 -	1:37.164	+ 1.212	9:37:10.639
2 -	1:41.675	+ 5.723	9:30:40.153	7 -	1:36.382	+ 0.430	9:38:47.021
3 -	1:38.000	+ 2.048	9:32:18.153	8 -	1:39.257	+ 3.305	9:40:26.278
4 -	1:37.530	+ 1.578	9:33:55.683	9 -	<b>1:35.952</b>		<b>9:42:02.230</b>
5 -	1:37.792	+ 1.840	9:35:33.475				
<b>9</b>	<b>David PENLINGTON</b>		Royale RP26				
1 -	1:45.761	+ 7.184	9:29:05.625	5 -	1:39.616	+ 1.039	9:35:47.965
2 -	1:42.294	+ 3.717	9:30:47.919	6 -	<b>1:38.577</b>		<b>9:37:26.542</b>
3 -	1:40.510	+ 1.933	9:32:28.429	7 -	1:39.461	+ 0.884	9:39:06.003
4 -	1:39.920	+ 1.343	9:34:08.349				
<b>13</b>	<b>Stuart KESTENBAUM</b>		Van Diemen RF79				
1 -	1:43.407	+ 6.683	9:29:01.532	6 -	1:37.545	+ 0.821	9:37:15.484
2 -	1:39.407	+ 2.683	9:30:40.939	7 -	1:39.741	+ 3.017	9:38:55.225
3 -	1:38.325	+ 1.601	9:32:19.264	8 -	<b>1:36.724</b>		<b>9:40:31.949</b>
4 -	1:37.547	+ 0.823	9:33:56.811	9 -	1:38.156	+ 1.432	9:42:10.105
5 -	1:41.128	+ 4.404	9:35:37.939				
<b>17</b>	<b>Jeff PALMER</b>		Royale RP26				
1 -	1:50.843	+ 9.607	9:29:19.143	6 -	1:45.077	+ 3.841	9:37:59.408
2 -	1:45.783	+ 4.547	9:31:04.926	7 -	1:42.049	+ 0.813	9:39:41.457
3 -	1:43.133	+ 1.897	9:32:48.059	8 -	<b>1:41.236</b>		<b>9:41:22.693</b>
4 -	1:43.402	+ 2.166	9:34:31.461	9 -	1:41.243	+ 0.007	9:43:03.936
5 -	1:42.870	+ 1.634	9:36:14.331				
<b>19</b>	<b>Benjamin HOPTON</b>		Van Diemen RF80				
1 -	2:03.620	+ 13.930	9:29:38.279	5 -	1:51.854	+ 2.164	9:37:11.084
2 -	1:57.387	+ 7.697	9:31:35.666	6 -	1:51.145	+ 1.455	9:39:02.229
3 -	1:52.891	+ 3.201	9:33:28.557	7 -	<b>1:49.690</b>		<b>9:40:51.919</b>
4 -	1:50.673	+ 0.983	9:35:19.230				
<b>21</b>	<b>Steve PEARCE</b>		Van Diemen RF80				
1 -	<b>1:58.010</b>		<b>9:29:22.243</b>				
<b>23</b>	<b>James GOWENS</b>		PRS RH01				
1 -	1:50.497	+ 9.410	9:29:21.869	5 -	1:41.837	+ 0.750	9:36:49.819
2 -	2:19.220	+ 38.133	9:31:41.089	6 -	1:42.453	+ 1.366	9:38:32.272
3 -	1:44.174	+ 3.087	9:33:25.263	7 -	<b>1:41.087</b>		<b>9:40:13.359</b>
4 -	1:42.719	+ 1.632	9:35:07.982	8 -	1:44.726	+ 3.639	9:41:58.085
<b>27</b>	<b>Ian McMILLAN</b>		Crossle 45F				
1 -	1:47.238	+ 5.546	9:29:11.171	6 -	1:42.997	+ 1.305	9:37:49.940
2 -	1:44.572	+ 2.880	9:30:55.743	7 -	<b>1:41.692</b>		<b>9:39:31.632</b>
3 -	1:43.595	+ 1.903	9:32:39.338	8 -	1:43.879	+ 2.187	9:41:15.511
4 -	1:43.566	+ 1.874	9:34:22.904	9 -	1:42.501	+ 0.809	9:42:58.012
5 -	1:44.039	+ 2.347	9:36:06.943				
<b>32</b>	<b>David MALPAS</b>		Van Diemen RF78				
1 -	1:44.206	+ 5.244	9:29:09.011	6 -	<b>1:38.962</b>		<b>9:37:27.761</b>
2 -	1:40.117	+ 1.155	9:30:49.128	7 -	1:55.449	+ 16.487	9:39:23.210
3 -	1:40.349	+ 1.387	9:32:29.477	8 -	1:55.518	+ 16.556	9:41:18.728
4 -	1:39.612	+ 0.650	9:34:09.089	9 -	1:40.511	+ 1.549	9:42:59.239
5 -	1:39.710	+ 0.748	9:35:48.799				
<b>33</b>	<b>Jonathan DAVIS</b>		Hawke DL11				
1 -	1:50.937	+ 10.092	9:29:25.177	6 -	<b>1:40.845</b>		<b>9:37:57.151</b>
2 -	1:46.050	+ 5.205	9:31:11.227	7 -	1:40.963	+ 0.118	9:39:38.114
3 -	1:41.561	+ 0.716	9:32:52.788	8 -	1:42.346	+ 1.501	9:41:20.460
4 -	1:42.364	+ 1.519	9:34:35.152	9 -	1:42.319	+ 1.474	9:43:02.779
5 -	1:41.154	+ 0.309	9:36:16.306				

Cadwell Park  
 Circuit Length = 2.1730 miles  
 Start: 09:26 End: 09:43

Weather / Track : Bright / Dry

**Universal Racing Services Classic FF1600 Championship**  
**QUALIFYING - RACE 3 - LAP ANALYSIS**


<b>34</b>	<b>Colin WILLIAMS</b>		<b>PRS RH01</b>				
1 -	1:47.067	+ 8.751	9:29:27.778	6 -	1:39.172	+ 0.856	9:37:48.557
2 -	1:42.858	+ 4.542	9:31:10.636	7 -	<b>1:38.316</b>		<b>9:39:26.873</b>
3 -	1:40.191	+ 1.875	9:32:50.827	8 -	1:39.864	+ 1.548	9:41:06.737
4 -	1:39.107	+ 0.791	9:34:29.934	9 -	1:39.453	+ 1.137	9:42:46.190
5 -	1:39.451	+ 1.135	9:36:09.385				
<b>49</b>	<b>Andrew SMITH</b>		<b>Van Diemen FA73</b>				
1 -	1:44.884	+ 6.432	9:29:07.694	6 -	1:38.663	+ 0.211	9:37:29.144
2 -	1:40.422	+ 1.970	9:30:48.116	7 -	1:38.457	+ 0.005	9:39:07.601
3 -	1:39.728	+ 1.276	9:32:27.844	8 -	<b>1:38.452</b>		<b>9:40:46.053</b>
4 -	1:43.575	+ 5.123	9:34:11.419	9 -	1:39.604	+ 1.152	9:42:25.657
5 -	1:39.062	+ 0.610	9:35:50.481				
<b>69</b>	<b>Dave LOWE</b>		<b>Lotus 69</b>				
1 -	1:48.921	+ 9.680	9:29:22.068	6 -	<b>1:39.241</b>		<b>9:37:43.329</b>
2 -	1:41.683	+ 2.442	9:31:03.751	7 -	1:41.313	+ 2.072	9:39:24.642
3 -	1:40.046	+ 0.805	9:32:43.797	8 -	1:39.600	+ 0.359	9:41:04.242
4 -	1:40.013	+ 0.772	9:34:23.810	9 -	1:40.019	+ 0.778	9:42:44.261
5 -	1:40.278	+ 1.037	9:36:04.088				
<b>74</b>	<b>Amanda WHITAKER</b>		<b>Elden Mk8</b>				
1 -	1:42.549	+ 6.068	9:28:52.733	6 -	1:37.413	+ 0.932	9:37:02.718
2 -	1:39.610	+ 3.129	9:30:32.343	7 -	1:37.211	+ 0.730	9:38:39.929
3 -	1:37.934	+ 1.453	9:32:10.277	8 -	<b>1:36.481</b>		<b>9:40:16.410</b>
4 -	1:37.554	+ 1.073	9:33:47.831	9 -	1:40.260	+ 3.779	9:41:56.670
5 -	1:37.474	+ 0.993	9:35:25.305				
<b>77</b>	<b>Paul WALTON</b>		<b>Crossle 25F</b>				
1 -	1:43.513	+ 6.500	9:28:59.144	6 -	1:37.570	+ 0.557	9:37:12.305
2 -	1:38.950	+ 1.937	9:30:38.094	7 -	1:37.854	+ 0.841	9:38:50.159
3 -	1:38.749	+ 1.736	9:32:16.843	8 -	1:37.231	+ 0.218	9:40:27.390
4 -	1:38.592	+ 1.579	9:33:55.435	9 -	<b>1:37.013</b>		<b>9:42:04.403</b>
5 -	1:39.300	+ 2.287	9:35:34.735				
<b>78</b>	<b>Joe WALTON</b>		<b>Crossle 25F</b>				
1 -	1:41.071	+ 3.962	9:28:56.847	6 -	1:37.762	+ 0.653	9:37:08.912
2 -	1:39.200	+ 2.091	9:30:36.047	7 -	<b>1:37.109</b>		<b>9:38:46.021</b>
3 -	1:38.950	+ 1.841	9:32:14.997	8 -	1:37.952	+ 0.843	9:40:23.973
4 -	1:38.169	+ 1.060	9:33:53.166	9 -	1:37.897	+ 0.788	9:42:01.870
5 -	1:37.984	+ 0.875	9:35:31.150				
<b>80</b>	<b>Karl LEATHERBARROW</b>		<b>Van Diemen RF80</b>				
1 -	<b>1:56.066</b>		<b>9:29:37.178</b>				

# Universal Racing Services Classic FF1600 Championship

## RACE 3 - GRID

ROW 9	28 Alan FINCHAM	1:58.010	21 Steve PEARCE
	1:56.066		
ROW 8	80 Karl LEATHERBARROW	1:49.690	19 Benjamin HOPTON
	1:41.692		
ROW 7	27 Ian McMILLAN	1:41.236	17 Jeff PALMER
	1:41.087		
ROW 6	23 James GOWENS	1:40.845	33 Jonathan DAVIS
	1:39.241		
ROW 5	69 Dave LOWE	1:38.962	32 David MALPAS
	1:38.577		
ROW 4	9 David PENLINGTON	1:38.452	49 Andrew SMITH
	1:38.316		
ROW 3	34 Colin WILLIAMS	1:37.109	78 Joe WALTON
	1:37.013		
ROW 2	77 Paul WALTON	1:36.724	13 Stuart KESTENBAUM
	1:36.481		
ROW 1	74 Amanda WHITAKER	1:35.952	5 Keith DAVEY

**Pole**



Cadwell Park  
Circuit Length = 2.1730 miles

Clerk of Course :

Timekeeper :

**Bookatrack.com Caterham Super Graduates**  
**QUALIFYING - RACE 4 - CLASSIFICATION**

POS	NO	CL	NAME	ENTRY	TIME	ON	LAPS	GAP	DIFF	MPH
1	112		Trevor NEWMAN	Caterham 7	1:40.668	5	6			77.70
2	121		Edward BENSON	Caterham RoadsportB	1:40.741	5	8	0.073	0.073	77.65
3	104		Hugh SMITH	Caterham Super	1:41.460	6	8	0.792	0.719	77.10
4	190		Mark ROBERTS	caterham 7	1:41.674	8	8	1.006	0.214	76.93
5	130		Paul TURLEY	Caterham Super	1:41.700	8	8	1.032	0.026	76.92
6	175		David SHAW	Caterham Supergrad	1:41.740	6	8	1.072	0.040	76.89
7	103		James SIBBET	Caterham Supergrad	1:41.740	7	8	1.072	0.000	76.89
8	129		Kenny YOUNG	caterham super super grad	1:41.893	8	8	1.225	0.153	76.77
9	154		Gareth THOMAS	Caterham 7	1:41.947	8	8	1.279	0.054	76.73
10	173		Oliver BENJAMIN	Caterham 7	1:41.973	6	8	1.305	0.026	76.71
11	191		Ian NORTHEN	Caterham Seven	1:42.316	7	8	1.648	0.343	76.45
12	122		Darrell WILSON	Caterham 7	1:42.454	4	8	1.786	0.138	76.35
13	151		Fraser ANDREWS	Caterham	1:42.636	7	8	1.968	0.182	76.21
14	110		Andy SKINNER	Caterham 7	1:42.742	4	8	2.074	0.106	76.14
15	134		Dylan STANLEY	Caterham	1:42.850	6	8	2.182	0.108	76.06
16	118		Mick WHITEHEAD	Caterham	1:42.928	4	8	2.260	0.078	76.00
17	152		Michael FESEMEYER	Caterham Supersport	1:43.108	7	8	2.440	0.180	75.86
18	113		Damon ROSAMOND	Caterham Seven	1:43.123	7	8	2.455	0.015	75.85
19	142		David ADAMS	Caterham Roadsport	1:43.591	5	6	2.923	0.468	75.51
20	150		Andy MOLSON	Caterham	1:43.617	8	8	2.949	0.026	75.49
21	174		William BENJAMIN	Caterham Seven	1:43.634	7	8	2.966	0.017	75.48
22	133		Bill HOMBERSLEY	Caterham 7	1:43.682	6	8	3.014	0.048	75.44
23	146		Nick PANCISI	Caterham Super	1:43.820	8	8	3.152	0.138	75.34
24	115		Gary SMITH	Caterham SuperGraduate	1:44.034	3	8	3.366	0.214	75.19
25	127		Gareth CORDEY	Caterham 7	1:44.452	3	8	3.784	0.418	74.89
26	132		Martin GEE	Caterham 7	1:44.457	7	8	3.789	0.005	74.89
27	177		James POTTER	Caterham 7	1:44.759	4	8	4.091	0.302	74.67
28	123		Jonathan MILLER	Caterham Graduate	1:46.826	8	8	6.158	2.067	73.22
29	164		Paul ELLIOTT	Caterham Roadsport	2:03.858	7	7	23.190	17.032	63.15

Car 150 - Transponder not working - FIX or YOU WILL BE IGNORED IN THE RACE

Weather / Track : Sunny / Dry

These results are provisional until the conclusion of any judicial and technical matters.

Cadwell Park  
 Circuit Length = 2.1730 miles  
 Start: 09:49 End: 10:06

Clerk of Course :		Timekeeper :
-------------------	--	--------------

# Bookatrack.com Caterham Super Graduates

## QUALIFYING - RACE 4 - LAP ANALYSIS

<b>103</b>	<b>James SIBBET</b>		<b>Caterham Supergrad</b>				
1 -	1:47.220	+ 5.480	9:52:17.463	5 -	1:46.710	+ 4.970	9:59:14.463
2 -	1:43.663	+ 1.923	9:54:01.126	6 -	1:55.223	+ 13.483	10:01:09.686
3 -	1:43.650	+ 1.910	9:55:44.776	7 -	<b>1:41.740</b>		<b>10:02:51.426</b>
4 -	1:42.977	+ 1.237	9:57:27.753	8 -	1:42.367	+ 0.627	10:04:33.793
<b>104</b>	<b>Hugh SMITH</b>		<b>Caterham Super</b>				
1 -	1:48.925	+ 7.465	9:52:15.909	5 -	1:45.304	+ 3.844	9:59:10.591
2 -	1:42.635	+ 1.175	9:53:58.544	6 -	<b>1:41.460</b>		<b>10:00:52.051</b>
3 -	1:42.222	+ 0.762	9:55:40.766	7 -	1:42.103	+ 0.643	10:02:34.154
4 -	1:44.521	+ 3.061	9:57:25.287	8 -	1:44.556	+ 3.096	10:04:18.710
<b>110</b>	<b>Andy SKINNER</b>		<b>Caterham 7</b>				
1 -	1:54.364	+ 11.622	9:52:46.612	5 -	1:43.555	+ 0.813	9:59:44.752
2 -	1:46.231	+ 3.489	9:54:32.843	6 -	1:46.068	+ 3.326	10:01:30.820
3 -	1:45.612	+ 2.870	9:56:18.455	7 -	1:43.674	+ 0.932	10:03:14.494
4 -	<b>1:42.742</b>		<b>9:58:01.197</b>	8 -	1:44.044	+ 1.302	10:04:58.538
<b>112</b>	<b>Trevor NEWMAN</b>		<b>Caterham 7</b>				
1 -	5:56.333	+ 4:15.665	9:56:09.681	4 -	1:41.205	+ 0.537	10:01:18.646
2 -	1:45.500	+ 4.832	9:57:55.181	5 -	<b>1:40.668</b>		<b>10:02:59.314</b>
3 -	1:42.260	+ 1.592	9:59:37.441	6 -	1:41.981	+ 1.313	10:04:41.295
<b>113</b>	<b>Damon ROSAMOND</b>		<b>Caterham Seven</b>				
1 -	1:51.501	+ 8.378	9:52:23.589	5 -	1:44.397	+ 1.274	9:59:25.154
2 -	1:47.006	+ 3.883	9:54:10.595	6 -	1:44.422	+ 1.299	10:01:09.576
3 -	1:46.373	+ 3.250	9:55:56.968	7 -	<b>1:43.123</b>		<b>10:02:52.699</b>
4 -	1:43.789	+ 0.666	9:57:40.757	8 -	1:43.296	+ 0.173	10:04:35.995
<b>115</b>	<b>Gary SMITH</b>		<b>Caterham SuperGraduate</b>				
1 -	1:52.171	+ 8.137	9:52:29.306	5 -	1:45.851	+ 1.817	9:59:30.819
2 -	1:46.053	+ 2.019	9:54:15.359	6 -	1:45.993	+ 1.959	10:01:16.812
3 -	<b>1:44.034</b>		<b>9:55:59.393</b>	7 -	1:45.128	+ 1.094	10:03:01.940
4 -	1:45.575	+ 1.541	9:57:44.968	8 -	1:44.594	+ 0.560	10:04:46.534
<b>118</b>	<b>Mick WHITEHEAD</b>		<b>Caterham</b>				
1 -	1:54.590	+ 11.662	9:52:45.611	5 -	1:43.956	+ 1.028	9:59:44.114
2 -	1:46.918	+ 3.990	9:54:32.529	6 -	1:43.985	+ 1.057	10:01:28.099
3 -	1:44.701	+ 1.773	9:56:17.230	7 -	1:52.045	+ 9.117	10:03:20.144
4 -	<b>1:42.928</b>		<b>9:58:00.158</b>	8 -	1:44.142	+ 1.214	10:05:04.286
<b>121</b>	<b>Edward BENSON</b>		<b>Caterham RoadsportB</b>				
1 -	1:52.371	+ 11.630	9:52:08.114	5 -	<b>1:40.741</b>		<b>9:58:54.768</b>
2 -	1:42.879	+ 2.138	9:53:50.993	6 -	1:40.887	+ 0.146	10:00:35.655
3 -	1:41.711	+ 0.970	9:55:32.704	7 -	1:40.894	+ 0.153	10:02:16.549
4 -	1:41.323	+ 0.582	9:57:14.027	8 -	1:43.632	+ 2.891	10:04:00.181
<b>122</b>	<b>Darrell WILSON</b>		<b>Caterham 7</b>				
1 -	1:54.918	+ 12.464	9:52:37.698	5 -	1:43.179	+ 0.725	9:59:31.421
2 -	1:45.386	+ 2.932	9:54:23.084	6 -	1:44.003	+ 1.549	10:01:15.424
3 -	1:42.704	+ 0.250	9:56:05.788	7 -	1:43.406	+ 0.952	10:02:58.830
4 -	<b>1:42.454</b>		<b>9:57:48.242</b>	8 -	1:44.163	+ 1.709	10:04:42.993
<b>123</b>	<b>Jonathan MILLER</b>		<b>Caterham Graduate</b>				
1 -	2:06.847	+ 20.021	9:52:46.493	5 -	1:47.920	+ 1.094	10:00:06.528
2 -	1:51.934	+ 5.108	9:54:38.427	6 -	1:47.217	+ 0.391	10:01:53.745
3 -	1:49.364	+ 2.538	9:56:27.791	7 -	1:51.360	+ 4.534	10:03:45.105
4 -	1:50.817	+ 3.991	9:58:18.608	8 -	<b>1:46.826</b>		<b>10:05:31.931</b>
<b>127</b>	<b>Gareth CORDEY</b>		<b>Caterham 7</b>				
1 -	1:52.096	+ 7.644	9:52:29.970	5 -	1:48.085	+ 3.633	9:59:35.333
2 -	1:47.230	+ 2.778	9:54:17.200	6 -	1:50.527	+ 6.075	10:01:25.860

Car 150 - Transponder not working - FIX or YOU WILL BE IGNORED IN THE RACE

Weather / Track : Sunny / Dry

# Bookatrack.com Caterham Super Graduates

## QUALIFYING - RACE 4 - LAP ANALYSIS

3 -	1:44.452		9:56:01.652	7 -	1:44.629	+ 0.177	10:03:10.489
4 -	1:45.596	+ 1.144	9:57:47.248	8 -	1:44.815	+ 0.363	10:04:55.304
<b>129</b>	<b>Kenny YOUNG</b>		caterham super super grad				
1 -	1:54.026	+ 12.133	9:52:09.491	5 -	1:44.979	+ 3.086	9:59:11.035
2 -	1:45.636	+ 3.743	9:53:55.127	6 -	1:44.212	+ 2.319	10:00:55.247
3 -	1:43.678	+ 1.785	9:55:38.805	7 -	1:42.200	+ 0.307	10:02:37.447
4 -	1:47.251	+ 5.358	9:57:26.056	8 -	<b>1:41.893</b>		<b>10:04:19.340</b>
<b>130</b>	<b>Paul TURLEY</b>		Caterham Super				
1 -	2:11.047	+ 29.347	9:52:24.798	5 -	1:43.533	+ 1.833	9:59:20.706
2 -	1:44.992	+ 3.292	9:54:09.790	6 -	1:41.973	+ 0.273	10:01:02.679
3 -	1:43.138	+ 1.438	9:55:52.928	7 -	1:42.712	+ 1.012	10:02:45.391
4 -	1:44.245	+ 2.545	9:57:37.173	8 -	<b>1:41.700</b>		<b>10:04:27.091</b>
<b>132</b>	<b>Martin GEE</b>		Caterham 7				
1 -	1:52.613	+ 8.156	9:52:22.838	5 -	1:45.076	+ 0.619	9:59:28.444
2 -	1:46.855	+ 2.398	9:54:09.693	6 -	1:45.163	+ 0.706	10:01:13.607
3 -	1:48.626	+ 4.169	9:55:58.319	7 -	<b>1:44.457</b>		<b>10:02:58.064</b>
4 -	1:45.049	+ 0.592	9:57:43.368	8 -	1:44.830	+ 0.373	10:04:42.894
<b>133</b>	<b>Bill HOMBERSLEY</b>		Caterham 7				
1 -	1:56.075	+ 12.393	9:52:37.556	5 -	1:46.277	+ 2.595	9:59:43.719
2 -	1:49.049	+ 5.367	9:54:26.605	6 -	<b>1:43.682</b>		<b>10:01:27.401</b>
3 -	1:44.896	+ 1.214	9:56:11.501	7 -	1:43.808	+ 0.126	10:03:11.209
4 -	1:45.941	+ 2.259	9:57:57.442	8 -	1:45.075	+ 1.393	10:04:56.284
<b>134</b>	<b>Dylan STANLEY</b>		Caterham				
1 -	1:51.183	+ 8.333	9:52:39.736	5 -	1:43.747	+ 0.897	9:59:59.853
2 -	1:47.742	+ 4.892	9:54:27.478	6 -	<b>1:42.850</b>		<b>10:01:42.703</b>
3 -	2:02.530	+ 19.680	9:56:30.008	7 -	1:44.453	+ 1.603	10:03:27.156
4 -	1:46.098	+ 3.248	9:58:16.106	8 -	1:44.406	+ 1.556	10:05:11.562
<b>142</b>	<b>David ADAMS</b>		Caterham Roadsport				
1 -	1:46.151	+ 2.560	9:56:18.603	4 -	1:45.863	+ 2.272	10:01:32.967
2 -	1:44.389	+ 0.798	9:58:02.992	5 -	<b>1:43.591</b>		<b>10:03:16.558</b>
3 -	1:44.112	+ 0.521	9:59:47.104	6 -	1:43.949	+ 0.358	10:05:00.507
<b>146</b>	<b>Nick PANCISI</b>		Caterham Super				
1 -	1:52.551	+ 8.731	9:52:38.483	5 -	1:44.944	+ 1.124	9:59:42.857
2 -	1:48.838	+ 5.018	9:54:27.321	6 -	1:45.839	+ 2.019	10:01:28.696
3 -	1:45.904	+ 2.084	9:56:13.225	7 -	1:45.205	+ 1.385	10:03:13.901
4 -	1:44.688	+ 0.868	9:57:57.913	8 -	<b>1:43.820</b>		<b>10:04:57.721</b>
<b>150</b>	<b>Andy MOLSON</b>		Caterham				
1 -	1:50.380	+ 6.763	9:52:32.019	5 -	1:44.494	+ 0.877	9:59:31.150
2 -	1:45.661	+ 2.044	9:54:17.680	6 -	1:44.250	+ 0.633	10:01:15.400
3 -	1:44.820	+ 1.203	9:56:02.500	7 -	1:45.813	+ 2.196	10:03:01.213
4 -	1:44.156	+ 0.539	9:57:46.656	8 -	<b>1:43.617</b>		<b>10:04:44.830</b>
<b>151</b>	<b>Fraser ANDREWS</b>		Caterham				
1 -	1:52.708	+ 10.072	9:52:26.172	5 -	1:52.596	+ 9.960	9:59:36.252
2 -	1:46.893	+ 4.257	9:54:13.065	6 -	1:47.932	+ 5.296	10:01:24.184
3 -	1:45.495	+ 2.859	9:55:58.560	7 -	<b>1:42.636</b>		<b>10:03:06.820</b>
4 -	1:45.096	+ 2.460	9:57:43.656	8 -	1:42.682	+ 0.046	10:04:49.502
<b>152</b>	<b>Michael FESEMEYER</b>		Caterham Supersport				
1 -	1:52.970	+ 9.862	9:52:09.851	5 -	1:44.780	+ 1.672	9:59:12.521
2 -	1:45.941	+ 2.833	9:53:55.792	6 -	1:43.684	+ 0.576	10:00:56.205
3 -	1:44.860	+ 1.752	9:55:40.652	7 -	<b>1:43.108</b>		<b>10:02:39.313</b>
4 -	1:47.089	+ 3.981	9:57:27.741	8 -	1:43.903	+ 0.795	10:04:23.216

Car 150 - Transponder not working - FIX or YOU WILL BE IGNORED IN THE RACE

Weather / Track : Sunny / Dry

**Bookatrack.com Caterham Super Graduates**  
**QUALIFYING - RACE 4 - LAP ANALYSIS**


<b>154</b>	<b>Gareth THOMAS</b>		<b>Caterham 7</b>				
1 -	1:50.560	+ 8.613	9:52:32.389	5 -	1:43.530	+ 1.583	9:59:28.529
2 -	1:44.193	+ 2.246	9:54:16.582	6 -	1:42.980	+ 1.033	10:01:11.509
3 -	1:43.419	+ 1.472	9:56:00.001	7 -	1:42.057	+ 0.110	10:02:53.566
4 -	1:44.998	+ 3.051	9:57:44.999	8 -	<b>1:41.947</b>		<b>10:04:35.513</b>
<b>164</b>	<b>Paul ELLIOTT</b>		<b>Caterham Roadsport</b>				
1 -	2:14.841	+ 10.983	9:53:11.957	5 -	2:04.922	+ 1.064	10:01:48.449
2 -	2:08.593	+ 4.735	9:55:20.550	6 -	2:06.415	+ 2.557	10:03:54.864
3 -	2:11.475	+ 7.617	9:57:32.025	7 -	<b>2:03.858</b>		<b>10:05:58.722</b>
4 -	2:11.502	+ 7.644	9:59:43.527				
<b>173</b>	<b>Oliver BENJAMIN</b>		<b>Caterham 7</b>				
1 -	1:48.562	+ 6.589	9:52:17.044	5 -	1:43.669	+ 1.696	9:59:11.891
2 -	1:43.466	+ 1.493	9:54:00.510	6 -	<b>1:41.973</b>		<b>10:00:53.864</b>
3 -	1:42.550	+ 0.577	9:55:43.060	7 -	1:42.003	+ 0.030	10:02:35.867
4 -	1:45.162	+ 3.189	9:57:28.222	8 -	1:43.222	+ 1.249	10:04:19.089
<b>174</b>	<b>William BENJAMIN</b>		<b>Caterham Seven</b>				
1 -	1:49.749	+ 6.115	9:52:19.264	5 -	1:45.954	+ 2.320	9:59:20.036
2 -	1:45.522	+ 1.888	9:54:04.786	6 -	1:44.615	+ 0.981	10:01:04.651
3 -	1:45.321	+ 1.687	9:55:50.107	7 -	<b>1:43.634</b>		<b>10:02:48.285</b>
4 -	1:43.975	+ 0.341	9:57:34.082	8 -	1:44.579	+ 0.945	10:04:32.864
<b>175</b>	<b>David SHAW</b>		<b>Caterham Supergrad</b>				
1 -	1:50.675	+ 8.935	9:52:26.800	5 -	1:42.587	+ 0.847	9:59:21.185
2 -	1:44.021	+ 2.281	9:54:10.821	6 -	<b>1:41.740</b>		<b>10:01:02.925</b>
3 -	1:42.539	+ 0.799	9:55:53.360	7 -	1:46.814	+ 5.074	10:02:49.739
4 -	1:45.238	+ 3.498	9:57:38.598	8 -	1:44.799	+ 3.059	10:04:34.538
<b>177</b>	<b>James POTTER</b>		<b>Caterham 7</b>				
1 -	2:00.580	+ 15.821	9:52:45.523	5 -	1:45.410	+ 0.651	9:59:50.786
2 -	1:48.891	+ 4.132	9:54:34.414	6 -	1:45.611	+ 0.852	10:01:36.397
3 -	1:46.203	+ 1.444	9:56:20.617	7 -	2:26.351	+ 41.592	10:04:02.748
4 -	<b>1:44.759</b>		<b>9:58:05.376</b>	8 -	1:45.918	+ 1.159	10:05:48.666
<b>190</b>	<b>Mark ROBERTS</b>		<b>caterham 7</b>				
1 -	1:49.087	+ 7.413	9:52:16.418	5 -	1:42.334	+ 0.660	9:59:07.733
2 -	1:43.618	+ 1.944	9:54:00.036	6 -	1:42.668	+ 0.994	10:00:50.401
3 -	1:42.479	+ 0.805	9:55:42.515	7 -	1:44.378	+ 2.704	10:02:34.779
4 -	1:42.884	+ 1.210	9:57:25.399	8 -	<b>1:41.674</b>		<b>10:04:16.453</b>
<b>191</b>	<b>Ian NORTHEN</b>		<b>Caterham Seven</b>				
1 -	1:52.565	+ 10.249	9:52:38.588	5 -	1:44.817	+ 2.501	9:59:35.492
2 -	1:46.049	+ 3.733	9:54:24.637	6 -	1:44.434	+ 2.118	10:01:19.926
3 -	1:43.510	+ 1.194	9:56:08.147	7 -	<b>1:42.316</b>		<b>10:03:02.242</b>
4 -	1:42.528	+ 0.212	9:57:50.675	8 -	1:43.088	+ 0.772	10:04:45.330

Car 150 - Transponder not working - FIX or YOU WILL BE IGNORED IN THE RACE

Weather / Track : Sunny / Dry

# Bookatrack.com Caterham Super Graduates (Qualifying Race)

## RACE 1 - GRID

ROW 8	2:03.858 164 Paul ELLIOTT	
ROW 7	1:46.826 123 Jonathan MILLER	1:44.759 177 James POTTER
ROW 6	1:44.457 132 Martin GEE	1:44.452 127 Gareth CORDEY
ROW 5	1:44.034 115 Gary SMITH	1:43.820 146 Nick PANCISI
ROW 4	1:43.682 133 Bill HOMBERSLEY	1:43.634 174 William BENJAMIN
ROW 3	1:43.617 150 Andy MOLSON	1:43.591 142 David ADAMS
ROW 2	1:43.123 113 Damon ROSAMOND	1:43.108 152 Michael FESEMEYER
ROW 1	1:42.928 118 Mick WHITEHEAD	1:42.850 134 Dylan STANLEY
<b>Pole</b>		
		

Cadwell Park  
Circuit Length = 2.1730 miles

Clerk of Course :		Timekeeper :
-------------------	--	--------------

**Universal Racing Services Classic FF2000 Championship**  
**QUALIFYING - RACE 5 - CLASSIFICATION**

POS	NO	CL	NAME	ENTRY	TIME	ON	LAPS	GAP	DIFF	MPH
1	7	A	<b>Erik PAGANO</b>	Van Diemen RF82	<b>1:31.539</b>	9	10			85.45
2	19	A	<b>Scott TEMPLE</b>	Van Diemen RF82	<b>1:32.128</b>	12	12	<b>0.589</b>	0.589	84.91
3	5	A	<b>Andy HUXTABLE</b>	Van Diemen RF83	<b>1:32.340</b>	10	12	<b>0.801</b>	0.212	84.71
4	75	B	<b>Colin WRIGHT</b>	FF2000 Reynard	<b>1:32.689</b>	8	11	<b>1.150</b>	0.349	84.39
5	66	A	<b>Peter CHIPPINDALE</b>	Van Diemen RF82	<b>1:32.798</b>	11	12	<b>1.259</b>	0.109	84.29
6	18	A	<b>Tom POPE</b>	Van Diemen RF81	<b>1:32.821</b>	9	11	<b>1.282</b>	0.023	84.27
7	72	A	<b>Andrew STORER</b>	Van Diemen	<b>1:33.313</b>	7	8	<b>1.774</b>	0.492	83.83
8	16	A	<b>Andrew POWELL</b>	Van Diemen RF82	<b>1:33.430</b>	9	12	<b>1.891</b>	0.117	83.72
9	99	C	<b>Mark HUNT</b>	Fomula Ford	<b>1:33.602</b>	10	12	<b>2.063</b>	0.172	83.57
10	48	A	<b>Kevin LEWIS</b>	Van Diemen RF82	<b>1:33.661</b>	11	12	<b>2.122</b>	0.059	83.52
11	34	B	<b>Dale SPRUCE</b>	Reynard FF2000	<b>1:34.711</b>	6	11	<b>3.172</b>	1.050	82.59
12	40	A	<b>Ken THOROGOOD</b>	Van Diemen RF82	<b>1:35.532</b>	10	12	<b>3.993</b>	0.821	81.88
13	49	A	<b>Malcolm COOK</b>	Van Diemen RF83	<b>1:35.686</b>	12	12	<b>4.147</b>	0.154	81.75
14	22	B	<b>Derek WATLING</b>	Reynard SG79	<b>1:35.894</b>	12	12	<b>4.355</b>	0.208	81.57
15	97	A	<b>Lawrence DENNE</b>	Van Deiman RF82	<b>1:36.140</b>	2	3	<b>4.601</b>	0.246	81.36
16	6	B	<b>Jeremy MAIN</b>	Reynard SF79	<b>1:36.370</b>	11	12	<b>4.831</b>	0.230	81.17
17	57	A	<b>Chris LEVY</b>	Van Diemen RF83	<b>1:36.822</b>	6	6	<b>5.283</b>	0.452	80.79
18	46	A	<b>Paul ALLEN</b>	Van Diemen RF81	<b>1:37.925</b>	5	5	<b>6.386</b>	1.103	79.88
19	98	A	<b>Rodney TOFT</b>	Van Diemen RF82	<b>1:38.570</b>	11	12	<b>7.031</b>	0.645	79.36

Weather / Track : Sunny / Dry

These results are provisional until the conclusion of any judicial and technical matters.

Cadwell Park  
 Circuit Length = 2.1730 miles  
 Start: 10:10 End: 10:31

Clerk of Course :		Timekeeper :
-------------------	--	--------------

# Universal Racing Services Classic FF2000 Championship

## QUALIFYING - RACE 5 - LAP ANALYSIS

<b>5</b>	<b>Andy HUXTABLE</b>		Van Diemen RF83				
1 -	1:42.784	+ 10.444	10:13:11.596	7 -	1:34.610	+ 2.270	10:22:48.065
2 -	1:39.125	+ 6.785	10:14:50.721	8 -	1:32.896	+ 0.556	10:24:20.961
3 -	1:36.966	+ 4.626	10:16:27.687	9 -	1:32.691	+ 0.351	10:25:53.652
4 -	1:35.521	+ 3.181	10:18:03.208	10 -	<b>1:32.340</b>		<b>10:27:25.992</b>
5 -	1:33.368	+ 1.028	10:19:36.576	11 -	1:32.500	+ 0.160	10:28:58.492
6 -	1:36.879	+ 4.539	10:21:13.455	12 -	1:32.558	+ 0.218	10:30:31.050
<b>6</b>	<b>Jeremy MAIN</b>		Reynard SF79				
1 -	1:49.450	+ 13.080	10:13:05.113	7 -	1:37.946	+ 1.576	10:23:01.676
2 -	1:42.886	+ 6.516	10:14:47.999	8 -	1:42.323	+ 5.953	10:24:43.999
3 -	1:39.089	+ 2.719	10:16:27.088	9 -	1:37.661	+ 1.291	10:26:21.660
4 -	1:42.527	+ 6.157	10:18:09.615	10 -	1:36.381	+ 0.011	10:27:58.041
5 -	1:37.014	+ 0.644	10:19:46.629	11 -	<b>1:36.370</b>		<b>10:29:34.411</b>
6 -	1:37.101	+ 0.731	10:21:23.730	12 -	1:36.532	+ 0.162	10:31:10.943
<b>7</b>	<b>Erik PAGANO</b>		Van Diemen RF82				
1 -	1:42.550	+ 11.011	10:12:58.008	6 -	1:32.946	+ 1.407	10:20:48.763
2 -	1:34.983	+ 3.444	10:14:32.991	7 -	1:31.903	+ 0.364	10:22:20.666
3 -	1:35.205	+ 3.666	10:16:08.196	8 -	1:31.719	+ 0.180	10:23:52.385
4 -	1:33.927	+ 2.388	10:17:42.123	9 -	<b>1:31.539</b>		<b>10:25:23.924</b>
5 -	1:33.694	+ 2.155	10:19:15.817	10 -	2:38.426 P	+ 1:06.887	10:28:02.350
<b>16</b>	<b>Andrew POWELL</b>		Van Diemen RF82				
1 -	1:47.128	+ 13.698	10:13:07.630	7 -	1:35.591	+ 2.161	10:22:42.334
2 -	1:37.624	+ 4.194	10:14:45.254	8 -	1:40.316	+ 6.886	10:24:22.650
3 -	1:35.704	+ 2.274	10:16:20.958	9 -	<b>1:33.430</b>		<b>10:25:56.080</b>
4 -	1:38.204	+ 4.774	10:17:59.162	10 -	1:37.216	+ 3.786	10:27:33.296
5 -	1:34.146	+ 0.716	10:19:33.308	11 -	1:34.410	+ 0.980	10:29:07.706
6 -	1:33.435	+ 0.005	10:21:06.743	12 -	1:41.826	+ 8.396	10:30:49.532
<b>18</b>	<b>Tom POPE</b>		Van Diemen RF81				
1 -	1:46.150	+ 13.329	10:13:11.082	7 -	1:33.306	+ 0.485	10:22:44.693
2 -	1:39.312	+ 6.491	10:14:50.394	8 -	1:33.865	+ 1.044	10:24:18.558
3 -	1:36.841	+ 4.020	10:16:27.235	9 -	<b>1:32.821</b>		<b>10:25:51.379</b>
4 -	1:35.534	+ 2.713	10:18:02.769	10 -	3:08.473 P	+ 1:35.652	10:28:59.852
5 -	1:35.538	+ 2.717	10:19:38.307	11 -	1:38.080	+ 5.259	10:30:37.932
6 -	1:33.080	+ 0.259	10:21:11.387				
<b>19</b>	<b>Scott TEMPLE</b>		Van Diemen RF82				
1 -	1:41.579	+ 9.451	10:13:13.310	7 -	1:32.885	+ 0.757	10:22:45.709
2 -	1:38.553	+ 6.425	10:14:51.863	8 -	1:33.581	+ 1.453	10:24:19.290
3 -	1:36.975	+ 4.847	10:16:28.838	9 -	1:32.524	+ 0.396	10:25:51.814
4 -	1:36.771	+ 4.643	10:18:05.609	10 -	1:35.268	+ 3.140	10:27:27.082
5 -	1:33.511	+ 1.383	10:19:39.120	11 -	1:32.749	+ 0.621	10:28:59.831
6 -	1:33.704	+ 1.576	10:21:12.824	12 -	<b>1:32.128</b>		<b>10:30:31.959</b>
<b>22</b>	<b>Derek WATLING</b>		Reynard SG79				
1 -	1:46.112	+ 10.218	10:13:20.796	7 -	1:36.688	+ 0.794	10:23:17.040
2 -	1:43.599	+ 7.705	10:15:04.395	8 -	1:36.258	+ 0.364	10:24:53.298
3 -	1:39.134	+ 3.240	10:16:43.529	9 -	1:36.295	+ 0.401	10:26:29.593
4 -	1:38.221	+ 2.327	10:18:21.750	10 -	1:37.145	+ 1.251	10:28:06.738
5 -	1:37.689	+ 1.795	10:19:59.439	11 -	1:37.125	+ 1.231	10:29:43.863
6 -	1:40.913	+ 5.019	10:21:40.352	12 -	<b>1:35.894</b>		<b>10:31:19.757</b>
<b>34</b>	<b>Dale SPRUCE</b>		Reynard FF2000				
1 -	1:43.544	+ 8.833	10:12:51.485	7 -	1:35.086	+ 0.375	10:22:30.588
2 -	1:38.751	+ 4.040	10:14:30.236	8 -	3:44.304 P	+ 2:09.593	10:26:14.892
3 -	1:37.710	+ 2.999	10:16:07.946	9 -	1:41.182	+ 6.471	10:27:56.074
4 -	1:36.977	+ 2.266	10:17:44.923	10 -	1:35.061	+ 0.350	10:29:31.135
5 -	1:35.868	+ 1.157	10:19:20.791	11 -	1:34.947	+ 0.236	10:31:06.082
6 -	<b>1:34.711</b>		<b>10:20:55.502</b>				

Cadwell Park  
 Circuit Length = 2.1730 miles  
 Start: 10:10 End: 10:31

Weather / Track : Sunny / Dry

# Universal Racing Services Classic FF2000 Championship

## QUALIFYING - RACE 5 - LAP ANALYSIS

<b>40</b>	<b>Ken THOROGOOD</b>		Van Diemen RF82				
1 -	1:45.414	+ 9.882	10:13:09.936	7 -	1:36.411	+ 0.879	10:22:57.749
2 -	1:40.428	+ 4.896	10:14:50.364	8 -	1:36.100	+ 0.568	10:24:33.849
3 -	1:38.193	+ 2.661	10:16:28.557	9 -	1:35.949	+ 0.417	10:26:09.798
4 -	1:39.488	+ 3.956	10:18:08.045	10 -	<b>1:35.532</b>		<b>10:27:45.330</b>
5 -	1:37.196	+ 1.664	10:19:45.241	11 -	1:35.644	+ 0.112	10:29:20.974
6 -	1:36.097	+ 0.565	10:21:21.338	12 -	1:35.824	+ 0.292	10:30:56.798
<b>46</b>	<b>Paul ALLEN</b>		Van Diemen RF81				
1 -	1:47.336	+ 9.411	10:13:11.119	4 -	1:39.230	+ 1.305	10:18:10.920
2 -	1:40.325	+ 2.400	10:14:51.444	5 -	<b>1:37.925</b>		<b>10:19:48.845</b>
3 -	1:40.246	+ 2.321	10:16:31.690				
<b>48</b>	<b>Kevin LEWIS</b>		Van Diemen RF82				
1 -	1:48.006	+ 14.345	10:13:22.211	7 -	1:35.819	+ 2.158	10:23:03.824
2 -	1:39.087	+ 5.426	10:15:01.298	8 -	1:35.791	+ 2.130	10:24:39.615
3 -	1:38.285	+ 4.624	10:16:39.583	9 -	1:34.559	+ 0.898	10:26:14.174
4 -	1:36.648	+ 2.987	10:18:16.231	10 -	1:34.177	+ 0.516	10:27:48.351
5 -	1:36.327	+ 2.666	10:19:52.558	11 -	<b>1:33.661</b>		<b>10:29:22.012</b>
6 -	1:35.447	+ 1.786	10:21:28.005	12 -	1:35.518	+ 1.857	10:30:57.530
<b>49</b>	<b>Malcolm COOK</b>		Van Diemen RF83				
1 -	1:44.010	+ 8.324	10:13:21.076	7 -	1:38.267	+ 2.581	10:23:07.707
2 -	1:38.060	+ 2.374	10:14:59.136	8 -	1:37.387	+ 1.701	10:24:45.094
3 -	1:36.133	+ 0.447	10:16:35.269	9 -	1:36.993	+ 1.307	10:26:22.087
4 -	1:41.872	+ 6.186	10:18:17.141	10 -	1:36.796	+ 1.110	10:27:58.883
5 -	1:36.122	+ 0.436	10:19:53.263	11 -	1:41.500	+ 5.814	10:29:40.383
6 -	1:36.177	+ 0.491	10:21:29.440	12 -	<b>1:35.686</b>		<b>10:31:16.069</b>
<b>57</b>	<b>Chris LEVY</b>		Van Diemen RF83				
1 -	1:53.839	+ 17.017	10:13:08.392	4 -	1:39.513	+ 2.691	10:18:10.350
2 -	1:41.624	+ 4.802	10:14:50.016	5 -	1:37.321	+ 0.499	10:19:47.671
3 -	1:40.821	+ 3.999	10:16:30.837	6 -	<b>1:36.822</b>		<b>10:21:24.493</b>
<b>66</b>	<b>Peter CHIPPINDALE</b>		Van Diemen RF82				
1 -	1:42.395	+ 9.597	10:12:54.644	7 -	1:42.882	+ 10.084	10:22:40.142
2 -	1:36.413	+ 3.615	10:14:31.057	8 -	1:33.236	+ 0.438	10:24:13.378
3 -	1:44.862	+ 12.064	10:16:15.919	9 -	1:33.773	+ 0.975	10:25:47.151
4 -	1:34.401	+ 1.603	10:17:50.320	10 -	1:32.862	+ 0.064	10:27:20.013
5 -	1:33.608	+ 0.810	10:19:23.928	11 -	<b>1:32.798</b>		<b>10:28:52.811</b>
6 -	1:33.332	+ 0.534	10:20:57.260	12 -	1:33.152	+ 0.354	10:30:25.963
<b>72</b>	<b>Andrew STORER</b>		Van Diemen				
1 -	1:45.878	+ 12.565	10:13:05.513	5 -	1:33.673	+ 0.360	10:19:29.433
2 -	1:39.239	+ 5.926	10:14:44.752	6 -	1:33.700	+ 0.387	10:21:03.133
3 -	1:35.935	+ 2.622	10:16:20.687	7 -	<b>1:33.313</b>		<b>10:22:36.446</b>
4 -	1:35.073	+ 1.760	10:17:55.760	8 -	1:33.419	+ 0.106	10:24:09.865
<b>75</b>	<b>Colin WRIGHT</b>		FF2000 Reynard				
1 -	1:41.911	+ 9.222	10:12:51.673	7 -	1:33.120	+ 0.431	10:22:23.087
2 -	1:38.781	+ 6.092	10:14:30.454	8 -	<b>1:32.689</b>		<b>10:23:55.776</b>
3 -	1:35.929	+ 3.240	10:16:06.383	9 -	1:33.047	+ 0.358	10:25:28.823
4 -	1:34.742	+ 2.053	10:17:41.125	10 -	1:34.903	+ 2.214	10:27:03.726
5 -	1:34.380	+ 1.691	10:19:15.505	11 -	1:33.226	+ 0.537	10:28:36.952
6 -	1:34.462	+ 1.773	10:20:49.967				
<b>97</b>	<b>Lawrence DENNE</b>		Van Deiman RF82				
1 -	1:41.697	+ 5.557	10:13:25.685	3 -	1:38.110	+ 1.970	10:16:39.935
2 -	<b>1:36.140</b>		<b>10:15:01.825</b>				
<b>98</b>	<b>Rodney TOFT</b>		Van Diemen RF82				
1 -	1:45.299	+ 6.729	10:13:12.745	7 -	1:40.791	+ 2.221	10:23:23.196
2 -	1:40.344	+ 1.774	10:14:53.089	8 -	1:40.248	+ 1.678	10:25:03.444

Cadwell Park  
 Circuit Length = 2.1730 miles  
 Start: 10:10 End: 10:31


Weather / Track : Sunny / Dry

**Universal Racing Services Classic FF2000 Championship**  
**QUALIFYING - RACE 5 - LAP ANALYSIS**

3 -	1:39.557	+ 0.987	10:16:32.646	9 -	1:40.505	+ 1.935	10:26:43.949
4 -	1:43.686	+ 5.116	10:18:16.332	10 -	1:39.365	+ 0.795	10:28:23.314
5 -	1:41.983	+ 3.413	10:19:58.315	11 -	<b>1:38.570</b>		<b>10:30:01.884</b>
6 -	1:44.090	+ 5.520	10:21:42.405	12 -	1:38.587	+ 0.017	10:31:40.471
<b>99</b>	<b>Mark HUNT</b>		<b>Fomula Ford</b>				
1 -	1:45.741	+ 12.139	10:13:21.269	7 -	1:36.399	+ 2.797	10:23:02.252
2 -	1:39.170	+ 5.568	10:15:00.439	8 -	1:36.419	+ 2.817	10:24:38.671
3 -	1:35.914	+ 2.312	10:16:36.353	9 -	1:34.482	+ 0.880	10:26:13.153
4 -	1:37.279	+ 3.677	10:18:13.632	10 -	<b>1:33.602</b>		<b>10:27:46.755</b>
5 -	1:36.453	+ 2.851	10:19:50.085	11 -	1:34.570	+ 0.968	10:29:21.325
6 -	1:35.768	+ 2.166	10:21:25.853	12 -	1:35.794	+ 2.192	10:30:57.119

# Universal Racing Services Classic FF2000 Championship

## RACE 5 - GRID

ROW 10	1:37.925 46 Paul ALLEN	1:38.570 98 Rodney TOFT
ROW 9	1:36.370 6 Jeremy MAIN	1:36.822 57 Chris LEVY
ROW 8	1:35.894 22 Derek WATLING	1:36.140 97 Lawrence DENNE
ROW 7	1:35.532 40 Ken THOROGOOD	1:35.686 49 Malcolm COOK
ROW 6	1:33.661 48 Kevin LEWIS	1:34.711 34 Dale SPRUCE
ROW 5	1:33.430 16 Andrew POWELL	1:33.602 99 Mark HUNT
ROW 4	1:32.821 18 Tom POPE	1:33.313 72 Andrew STORER
ROW 3	1:32.689 75 Colin WRIGHT	1:32.798 66 Peter CHIPPINDALE
ROW 2	1:32.128 19 Scott TEMPLE	1:32.340 5 Andy HUXTABLE
ROW 1		1:31.539 7 Erik PAGANO
<b>Pole</b>		
		

Cadwell Park  
Circuit Length = 2.1730 miles

Clerk of Course :		Timekeeper :
-------------------	--	--------------

**Bookatrack.com Caterham Mega Graduates**  
**QUALIFYING - RACE 6 - CLASSIFICATION**

POS	NO	CL	NAME	ENTRY	TIME	ON	LAPS	GAP	DIFF	MPH
1	47		Andrew McMILLAN	Caterham	1:37.627	7	9			80.12
2	19		Andrew ENNIS	Caterham 7	1:38.443	8	9	0.816	0.816	79.46
3	1		Jamie ELLWOOD	Caterham Seven	1:38.590	9	9	0.963	0.147	79.34
4	22		Andrew SMITH	Caterham 7	1:38.871	8	9	1.244	0.281	79.12
5	5		Martin AMISON	Caterham 7	1:38.927	9	9	1.300	0.056	79.07
6	2		Oliver JACKSON	Caterham 7	1:39.123	5	6	1.496	0.196	78.92
7	14		James BARLOW	Caterham Mega Grad	1:39.218	6	9	1.591	0.095	78.84
8	68		Stuart SIMPSON	Caterham 7	1:39.541	8	9	1.914	0.323	78.58
9	4		Declan DOLAN	Caterham 7 Mega	1:39.619	6	9	1.992	0.078	78.52
10	31		Nick HARYETT	Caterham Seven	1:39.663	7	9	2.036	0.044	78.49
11	6		John PARKER	Caterham 7 Megagrad	1:39.742	5	8	2.115	0.079	78.43
12	30		Paul HUDSON	Caterham 7	1:40.067	8	9	2.440	0.325	78.17
13	18		Geroge LONGMUIR	Caterham 7	1:40.136	7	9	2.509	0.069	78.12
14	28		Chris FOX	caterham K series	1:40.493	6	8	2.866	0.357	77.84
15	50		Keith CHANTER	Caterham Roadsport	1:40.502	6	6	2.875	0.009	77.83
16	29		William SHARMAN	Caterham 7	1:40.583	9	9	2.956	0.081	77.77
17	11		Adrian RUSSELL	Caterham 7	1:40.670	4	9	3.043	0.087	77.70
18	7		Nick FROST	Caterham 7	1:40.821	9	9	3.194	0.151	77.59
19	36		Trevor CARVEY	Caterham 7	1:41.024	6	9	3.397	0.203	77.43
20	10		Tom OVERTON	Caterham 7	1:41.101	6	8	3.474	0.077	77.37
21	57		Dave O'CARROLL	Caterham 7	1:41.188	9	9	3.561	0.087	77.30
22	16		Ian NOBLE	Caterham 7	1:41.276	9	9	3.649	0.088	77.24
23	26		Kim RAYMENT	Caterham 7	1:41.389	4	8	3.762	0.113	77.15
24	54		Peter FRITH	Caterham Megagrad	1:41.809	4	9	4.182	0.420	76.83
25	53		Robert DRAPER	Caterham 7	1:41.895	6	8	4.268	0.086	76.77
26	51		Barry CHANTLER	Caterham	1:42.425	8	8	4.798	0.530	76.37
27	43		Mick PALFREY	Caterham Seven	1:43.843	8	8	6.216	1.418	75.33

Cars 11 & 19 - Transponder wiring faults

Weather / Track : Sunny / Dry

These results are provisional until the conclusion of any judicial and technical matters.

Cadwell Park

Circuit Length = 2.1730 miles

Start: 10:38 End: 10:56

Clerk of Course :		Timekeeper :
-------------------	--	--------------

# Bookatrack.com Caterham Mega Graduates

## QUALIFYING - RACE 6 - LAP ANALYSIS

<b>1</b>	<b>Jamie ELLWOOD</b>						<b>Caterham Seven</b>	
1 -	1:43.102	+ 4.512	10:41:18.432	6 -	1:39.258	+ 0.668	10:49:44.054	
2 -	1:40.957	+ 2.367	10:42:59.389	7 -	1:39.857	+ 1.267	10:51:23.911	
3 -	1:40.280	+ 1.690	10:44:39.669	8 -	1:42.865	+ 4.275	10:53:06.776	
4 -	1:42.672	+ 4.082	10:46:22.341	9 -	<b>1:38.590</b>		<b>10:54:45.366</b>	
5 -	1:42.455	+ 3.865	10:48:04.796					
<b>2</b>	<b>Oliver JACKSON</b>						<b>Caterham 7</b>	
1 -	1:43.915	+ 4.792	10:45:43.830	4 -	1:42.143	+ 3.020	10:50:45.938	
2 -	1:40.282	+ 1.159	10:47:24.112	5 -	<b>1:39.123</b>		<b>10:52:25.061</b>	
3 -	1:39.683	+ 0.560	10:49:03.795	6 -	1:45.357	+ 6.234	10:54:10.418	
<b>4</b>	<b>Declan DOLAN</b>						<b>Caterham 7 Mega</b>	
1 -	1:43.421	+ 3.802	10:41:21.822	6 -	<b>1:39.619</b>		<b>10:50:05.548</b>	
2 -	1:41.007	+ 1.388	10:43:02.829	7 -	1:40.952	+ 1.333	10:51:46.500	
3 -	1:53.673	+ 14.054	10:44:56.502	8 -	1:41.376	+ 1.757	10:53:27.876	
4 -	1:39.921	+ 0.302	10:46:36.423	9 -	1:44.026	+ 4.407	10:55:11.902	
5 -	1:49.506	+ 9.887	10:48:25.929					
<b>5</b>	<b>Martin AMISON</b>						<b>Caterham 7</b>	
1 -	1:45.303	+ 6.376	10:41:19.959	6 -	1:40.912	+ 1.985	10:49:43.529	
2 -	1:40.692	+ 1.765	10:43:00.651	7 -	1:42.854	+ 3.927	10:51:26.383	
3 -	1:39.657	+ 0.730	10:44:40.308	8 -	1:38.945	+ 0.018	10:53:05.328	
4 -	1:41.360	+ 2.433	10:46:21.668	9 -	<b>1:38.927</b>		<b>10:54:44.255</b>	
5 -	1:40.949	+ 2.022	10:48:02.617					
<b>6</b>	<b>John PARKER</b>						<b>Caterham 7 Megagrad</b>	
1 -	1:59.100	+ 19.358	10:42:13.068	5 -	<b>1:39.742</b>		<b>10:49:52.251</b>	
2 -	1:41.822	+ 2.080	10:43:54.890	6 -	1:41.440	+ 1.698	10:51:33.691	
3 -	2:28.853 P	+ 49.111	10:46:23.743	7 -	1:40.446	+ 0.704	10:53:14.137	
4 -	1:48.766	+ 9.024	10:48:12.509	8 -	1:40.333	+ 0.591	10:54:54.470	
<b>7</b>	<b>Nick FROST</b>						<b>Caterham 7</b>	
1 -	1:43.969	+ 3.148	10:41:35.573	6 -	1:40.895	+ 0.074	10:50:09.931	
2 -	1:41.921	+ 1.100	10:43:17.494	7 -	1:40.978	+ 0.157	10:51:50.909	
3 -	1:45.340	+ 4.519	10:45:02.834	8 -	1:41.253	+ 0.432	10:53:32.162	
4 -	1:41.530	+ 0.709	10:46:44.364	9 -	<b>1:40.821</b>		<b>10:55:12.983</b>	
5 -	1:44.672	+ 3.851	10:48:29.036					
<b>10</b>	<b>Tom OVERTON</b>						<b>Caterham 7</b>	
1 -	1:51.367	+ 10.266	10:42:02.845	5 -	1:41.793	+ 0.692	10:48:56.218	
2 -	1:46.121	+ 5.020	10:43:48.966	6 -	<b>1:41.101</b>		<b>10:50:37.319</b>	
3 -	1:43.338	+ 2.237	10:45:32.304	7 -	1:50.138	+ 9.037	10:53:27.457	
4 -	1:42.121	+ 1.020	10:47:14.425	8 -	2:16.567	+ 35.466	10:54:44.024	
<b>11</b>	<b>Adrian RUSSELL</b>						<b>Caterham 7</b>	
1 -	1:45.075	+ 4.405	10:41:32.756	6 -	1:42.287	+ 1.617	10:50:05.105	
2 -	1:43.401	+ 2.731	10:43:16.157	7 -	1:41.055	+ 0.385	10:51:46.160	
3 -	1:43.926	+ 3.256	10:45:00.083	8 -	1:41.950	+ 1.280	10:53:28.110	
4 -	<b>1:40.670</b>		<b>10:46:40.753</b>	9 -	1:40.835	+ 0.165	10:55:08.945	
5 -	1:42.065	+ 1.395	10:48:22.818					
<b>14</b>	<b>James BARLOW</b>						<b>Caterham Mega Grad</b>	
1 -	1:45.800	+ 6.582	10:41:29.713	6 -	<b>1:39.218</b>		<b>10:49:52.555</b>	
2 -	1:41.377	+ 2.159	10:43:11.090	7 -	1:42.041	+ 2.823	10:51:34.596	
3 -	1:40.950	+ 1.732	10:44:52.040	8 -	1:40.014	+ 0.796	10:53:14.610	
4 -	1:41.178	+ 1.960	10:46:33.218	9 -	1:40.871	+ 1.653	10:54:55.481	
5 -	1:40.119	+ 0.901	10:48:13.337					
<b>16</b>	<b>Ian NOBLE</b>						<b>Caterham 7</b>	
1 -	1:46.789	+ 5.513	10:41:32.467	6 -	1:41.723	+ 0.447	10:50:09.092	
2 -	1:43.691	+ 2.415	10:43:16.158	7 -	1:42.738	+ 1.462	10:51:51.830	
3 -	1:47.358	+ 6.082	10:45:03.516	8 -	1:42.228	+ 0.952	10:53:34.058	

Cars 11 & 19 - Transponder wiring faults

Weather / Track : Sunny / Dry

www.tsl-timing.com

Cadwell Park  
Circuit Length = 2.1730 miles  
Start: 10:38 End: 10:56

Page 1 of 3

Printed - 10:57 Sunday, 14 September 2008

# Bookatrack.com Caterham Mega Graduates

## QUALIFYING - RACE 6 - LAP ANALYSIS

4 -	1:41.956	+ 0.680	10:46:45.472	9 -	<b>1:41.276</b>		<b>10:55:15.334</b>
5 -	1:41.897	+ 0.621	10:48:27.369				
<b>18</b>	<b>Geroge LONGMUIR</b>		Caterham 7				
1 -	1:46.992	+ 6.856	10:41:33.888	6 -	1:40.712	+ 0.576	10:50:06.986
2 -	1:42.339	+ 2.203	10:43:16.227	7 -	<b>1:40.136</b>		<b>10:51:47.122</b>
3 -	1:45.325	+ 5.189	10:45:01.552	8 -	1:41.325	+ 1.189	10:53:28.447
4 -	1:42.428	+ 2.292	10:46:43.980	9 -	1:40.499	+ 0.363	10:55:08.946
5 -	1:42.294	+ 2.158	10:48:26.274				
<b>19</b>	<b>Andrew ENNIS</b>		Caterham 7				
1 -	1:47.995	+ 9.552	10:41:55.705	6 -	1:38.717	+ 0.274	10:50:23.353
2 -	1:39.955	+ 1.512	10:43:35.660	7 -	1:38.763	+ 0.320	10:52:02.116
3 -	1:50.090	+ 11.647	10:45:25.750	8 -	<b>1:38.443</b>		<b>10:53:40.559</b>
4 -	1:38.704	+ 0.261	10:47:04.454	9 -	1:58.724	+ 20.281	10:55:39.283
5 -	1:40.182	+ 1.739	10:48:44.636				
<b>22</b>	<b>Andrew SMITH</b>		Caterham 7				
1 -	1:45.473	+ 6.602	10:41:28.911	6 -	1:44.318	+ 5.447	10:49:56.344
2 -	1:41.270	+ 2.399	10:43:10.181	7 -	1:39.458	+ 0.587	10:51:35.802
3 -	1:40.037	+ 1.166	10:44:50.218	8 -	<b>1:38.871</b>		<b>10:53:14.673</b>
4 -	1:39.711	+ 0.840	10:46:29.929	9 -	1:40.157	+ 1.286	10:54:54.830
5 -	1:42.097	+ 3.226	10:48:12.026				
<b>26</b>	<b>Kim RAYMENT</b>		Caterham 7				
1 -	1:47.920	+ 6.531	10:41:59.708	5 -	1:42.888	+ 1.499	10:48:51.273
2 -	1:44.041	+ 2.652	10:43:43.749	6 -	1:41.989	+ 0.600	10:50:33.262
3 -	1:43.247	+ 1.858	10:45:26.996	7 -	1:45.119	+ 3.730	10:52:18.381
4 -	<b>1:41.389</b>		<b>10:47:08.385</b>	8 -	1:43.423	+ 2.034	10:54:01.804
<b>28</b>	<b>Chris FOX</b>		caterham K series				
1 -	2:07.564	+ 27.071	10:42:18.321	5 -	1:41.109	+ 0.616	10:49:23.148
2 -	2:00.621	+ 20.128	10:44:18.942	6 -	<b>1:40.493</b>		<b>10:51:03.641</b>
3 -	1:41.958	+ 1.465	10:46:00.900	7 -	1:54.248	+ 13.755	10:52:57.889
4 -	1:41.139	+ 0.646	10:47:42.039	8 -	1:52.822	+ 12.329	10:54:50.711
<b>29</b>	<b>William SHARMAN</b>		Caterham 7				
1 -	1:48.593	+ 8.010	10:41:43.603	6 -	1:41.303	+ 0.720	10:50:11.209
2 -	1:42.191	+ 1.608	10:43:25.794	7 -	1:43.112	+ 2.529	10:51:54.321
3 -	1:40.867	+ 0.284	10:45:06.661	8 -	1:40.657	+ 0.074	10:53:34.978
4 -	1:41.113	+ 0.530	10:46:47.774	9 -	<b>1:40.583</b>		<b>10:55:15.561</b>
5 -	1:42.132	+ 1.549	10:48:29.906				
<b>30</b>	<b>Paul HUDSON</b>		Caterham 7				
1 -	1:45.346	+ 5.279	10:41:25.821	6 -	1:40.683	+ 0.616	10:49:51.291
2 -	1:40.792	+ 0.725	10:43:06.613	7 -	1:41.871	+ 1.804	10:51:33.162
3 -	1:40.513	+ 0.446	10:44:47.126	8 -	<b>1:40.067</b>		<b>10:53:13.229</b>
4 -	1:41.622	+ 1.555	10:46:28.748	9 -	1:43.767	+ 3.700	10:54:56.996
5 -	1:41.860	+ 1.793	10:48:10.608				
<b>31</b>	<b>Nick HARYETT</b>		Caterham Seven				
1 -	1:49.828	+ 10.165	10:41:32.019	6 -	1:42.756	+ 3.093	10:50:08.540
2 -	1:43.064	+ 3.401	10:43:15.083	7 -	<b>1:39.663</b>		<b>10:51:48.203</b>
3 -	1:44.461	+ 4.798	10:44:59.544	8 -	1:40.898	+ 1.235	10:53:29.101
4 -	1:40.733	+ 1.070	10:46:40.277	9 -	1:40.568	+ 0.905	10:55:09.669
5 -	1:45.507	+ 5.844	10:48:25.784				
<b>36</b>	<b>Trevor CARVEY</b>		Caterham 7				
1 -	1:45.545	+ 4.521	10:41:21.018	6 -	<b>1:41.024</b>		<b>10:50:10.590</b>
2 -	1:43.104	+ 2.080	10:43:04.122	7 -	1:41.636	+ 0.612	10:51:52.226
3 -	1:57.365	+ 16.341	10:45:01.487	8 -	1:46.218	+ 5.194	10:53:38.444
4 -	1:45.691	+ 4.667	10:46:47.178	9 -	1:41.561	+ 0.537	10:55:20.005
5 -	1:42.388	+ 1.364	10:48:29.566				

Cars 11 & 19 - Transponder wiring faults

Weather / Track : Sunny / Dry

www.tsl-timing.com

Cadwell Park  
Circuit Length = 2.1730 miles  
Start: 10:38 End: 10:56

Page 2 of 3

Printed - 10:57 Sunday, 14 September 2008

# Bookatrack.com Caterham Mega Graduates

## QUALIFYING - RACE 6 - LAP ANALYSIS

<b>43</b>	<b>Mick PALFREY</b>		<b>Caterham Seven</b>				
1 -	1:51.706	+ 7.863	10:42:04.382	5 -	1:46.564	+ 2.721	10:49:10.553
2 -	1:46.241	+ 2.398	10:43:50.623	6 -	1:45.404	+ 1.561	10:50:55.957
3 -	1:46.703	+ 2.860	10:45:37.326	7 -	1:46.193	+ 2.350	10:52:42.150
4 -	1:46.663	+ 2.820	10:47:23.989	8 -	<b>1:43.843</b>		<b>10:54:25.993</b>
<b>47</b>	<b>Andrew McMILLAN</b>		<b>Caterham</b>				
1 -	1:41.363	+ 3.736	10:41:11.667	6 -	1:37.877	+ 0.250	10:49:27.093
2 -	1:39.188	+ 1.561	10:42:50.855	7 -	<b>1:37.627</b>		<b>10:51:04.720</b>
3 -	1:38.488	+ 0.861	10:44:29.343	8 -	1:58.432	+ 20.805	10:53:03.152
4 -	1:38.484	+ 0.857	10:46:07.827	9 -	1:37.834	+ 0.207	10:54:40.986
5 -	1:41.389	+ 3.762	10:47:49.216				
<b>50</b>	<b>Keith CHANTER</b>		<b>Caterham Roadsport</b>				
1 -	1:50.080	+ 9.578	10:41:41.866	4 -	1:45.308	+ 4.806	10:46:52.559
2 -	1:43.160	+ 2.658	10:43:25.026	5 -	1:42.195	+ 1.693	10:48:34.754
3 -	1:42.225	+ 1.723	10:45:07.251	6 -	<b>1:40.502</b>		<b>10:50:15.256</b>
<b>51</b>	<b>Barry CHANTLER</b>		<b>Caterham</b>				
1 -	1:52.576	+ 10.151	10:41:47.237	5 -	1:44.176	+ 1.751	10:48:47.643
2 -	1:47.683	+ 5.258	10:43:34.920	6 -	1:43.016	+ 0.591	10:50:30.659
3 -	1:45.070	+ 2.645	10:45:19.990	7 -	1:43.613	+ 1.188	10:52:14.272
4 -	1:43.477	+ 1.052	10:47:03.467	8 -	<b>1:42.425</b>		<b>10:53:56.697</b>
<b>53</b>	<b>Robert DRAPER</b>		<b>Caterham 7</b>				
1 -	1:50.349	+ 8.454	10:41:49.196	5 -	1:56.354	+ 14.459	10:48:54.731
2 -	1:44.285	+ 2.390	10:43:33.481	6 -	<b>1:41.895</b>		<b>10:50:36.626</b>
3 -	1:42.634	+ 0.739	10:45:16.115	7 -	1:42.147	+ 0.252	10:52:18.773
4 -	1:42.262	+ 0.367	10:46:58.377	8 -	1:42.382	+ 0.487	10:54:01.155
<b>54</b>	<b>Peter FRITH</b>		<b>Caterham Megagrad</b>				
1 -	1:53.052	+ 11.243	10:41:49.300	6 -	1:42.072	+ 0.263	10:50:26.175
2 -	1:46.079	+ 4.270	10:43:35.379	7 -	1:41.823	+ 0.014	10:52:07.998
3 -	1:42.540	+ 0.731	10:45:17.919	8 -	1:41.950	+ 0.141	10:53:49.948
4 -	<b>1:41.809</b>		<b>10:46:59.728</b>	9 -	1:42.016	+ 0.207	10:55:31.964
5 -	1:44.375	+ 2.566	10:48:44.103				
<b>57</b>	<b>Dave O'CARROLL</b>		<b>Caterham 7</b>				
1 -	1:50.643	+ 9.455	10:41:48.312	6 -	1:41.680	+ 0.492	10:50:27.529
2 -	1:45.857	+ 4.669	10:43:34.169	7 -	1:41.974	+ 0.786	10:52:09.503
3 -	1:43.434	+ 2.246	10:45:17.603	8 -	1:43.703	+ 2.515	10:53:53.206
4 -	1:41.659	+ 0.471	10:46:59.262	9 -	<b>1:41.188</b>		<b>10:55:34.394</b>
5 -	1:46.587	+ 5.399	10:48:45.849				
<b>68</b>	<b>Stuart SIMPSON</b>		<b>Caterham 7</b>				
1 -	1:43.691	+ 4.150	10:41:21.409	6 -	1:40.268	+ 0.727	10:49:43.262
2 -	1:40.872	+ 1.331	10:43:02.281	7 -	1:41.987	+ 2.446	10:51:25.249
3 -	1:39.740	+ 0.199	10:44:42.021	8 -	<b>1:39.541</b>		<b>10:53:04.790</b>
4 -	1:40.831	+ 1.290	10:46:22.852	9 -	1:40.196	+ 0.655	10:54:44.986
5 -	1:40.142	+ 0.601	10:48:02.994				

Cars 11 & 19 - Transponder wiring faults

Weather / Track : Sunny / Dry

www.tsl-timing.com


Cadwell Park  
Circuit Length = 2.1730 miles  
Start: 10:38 End: 10:56

Page 3 of 3

Printed - 10:57 Sunday, 14 September 2008

# Bookatrack.com Caterham Mega Graduates

## RACE 6 - GRID

ROW 13		43 Mick PALFREY	
ROW 12	51 Barry CHANTLER		57 Dave O'CARROLL
ROW 11		53 Robert DRAPER	54 Peter FRITH
ROW 10	26 Kim RAYMENT		36 Trevor CARVEY
ROW 9		16 Ian NOBLE	10 Tom OVERTON
ROW 8	29 William SHARMAN		11 Adrian RUSSELL
ROW 7		7 Nick FROST	28 Chris FOX
ROW 6	30 Paul HUDSON		31 Nick HARYETT
ROW 5		4 Declan DOLAN	6 John PARKER
ROW 4	14 James BARLOW		68 Stuart SIMPSON
ROW 3		5 Martin AMISON	22 Andrew SMITH
ROW 2	2 Oliver JACKSON		1 Jamie ELLWOOD
ROW 1		19 Andrew ENNIS	47 Andrew McMILLAN
<b>Pole</b>			
			

Cadwell Park  
Circuit Length = 2.1730 miles

Clerk of Course :		Timekeeper :
-------------------	--	--------------

**Lancaster Insurance MG Owners Club - All Classes**  
**QUALIFYING - RACE 7 - CLASSIFICATION**

POS	NO	CL	NAME	ENTRY	TIME	ON	LAPS	GAP	DIFF	MPH
1	4	Z	Simon BYRNE	MG ZR	1:45.214	7	8			74.35
2	10	Z	Gary SMITH	MG ZR 160	1:46.011	7	8	0.797	0.797	73.79
3	5	F	Stuart PLOTNEK	MG F	1:47.260	6	7	2.046	1.249	72.93
4	12	Z	Paul EALES	MG ZR	1:48.320	8	8	3.106	1.060	72.21
5	23	F	Paul J SAVAGE	MGF VVC	1:50.343	7	8	5.129	2.023	70.89
6	53	F	Mark BAKER	MG F	1:50.434	8	8	5.220	0.091	70.83
7	1	F	Ian EVANS	MG F	1:50.494	4	7	5.280	0.060	70.79
8	6	F	Robin WALKER	MG F	1:50.588	7	8	5.374	0.094	70.73
9	2	A	Jim BAYNAM	MG B Roadstar	1:51.669	8	8	6.455	1.081	70.05
10	71	B	Ben SHORT	MG Maestro	1:51.721	8	8	6.507	0.052	70.02
11	18	B	Stratton MACKAY	MG Maestro	1:51.882	8	8	6.668	0.161	69.92
12	42	A	Paul EALES	MGB GT	1:52.688	8	8	7.474	0.806	69.41
13	89	B	Nicholas ARDEN	MG Maestro	1:53.135	4	7	7.921	0.447	69.14
14	48	B	Ulric SCOTT	MG Maestro 2.0 EFI	1:53.878	7	7	8.664	0.743	68.69
15	68	B	Lee SULLIVAN	MG Maestro	1:54.181	6	7	8.967	0.303	68.51
16	22	B	Paul CLACKETT	MG ZS	1:54.387	5	7	9.173	0.206	68.38
17	28	B	John PERKINS	MG Maestro EFI	1:54.613	7	7	9.399	0.226	68.25
18	38	B	Mark HALSALL	MG Maestro	1:54.869	7	7	9.655	0.256	68.10
19	92	A	Philip WATERMAN	MG Midget	1:55.117	5	7	9.903	0.248	67.95
20	21	A	Brendan MURPHY	MGB GT	1:56.989	7	7	11.775	1.872	66.86
21	66	A	William SHARPE	MG Midget	1:57.419	1	1	12.205	0.430	66.62
22	37	A	John KIMBER	MG B GT	1:58.196	5	7	12.982	0.777	66.18
23	69	A	Peter HEAD	MGB Roadster	1:59.645	4	6	14.431	1.449	65.38
24	9	A	Christopher FLOOKS	MGB GT	2:01.760	4	4	16.546	2.115	64.24
25	14	B	Chris MILLER	MG Maestro	2:03.390	7	7	18.176	1.630	63.39
26	24	A	Colin GOVEY	MGB	2:09.538	6	6	24.324	6.148	60.38

Weather / Track : Sunny / Dry

These results are provisional until the conclusion of any judicial and technical matters.

Cadwell Park  
 Circuit Length = 2.1730 miles  
 Start: 11:04 End: 11:21

Clerk of Course :	Timekeeper :
-------------------	--------------

# Lancaster Insurance MG Owners Club - All Classes

## QUALIFYING - RACE 7 - LAP ANALYSIS

<b>1</b>	<b>Ian EVANS</b>		<b>MG F</b>				
1 -	1:55.431	+ 4.937	11:07:09.013	5 -	1:51.192	+ 0.698	11:14:32.473
2 -	1:50.724	+ 0.230	11:08:59.737	6 -	1:51.180	+ 0.686	11:16:23.653
3 -	1:51.050	+ 0.556	11:10:50.787	7 -	1:51.553	+ 1.059	11:18:15.206
4 -	<b>1:50.494</b>		<b>11:12:41.281</b>				
<b>2</b>	<b>Jim BAYNAM</b>		<b>MG B Roadstar</b>				
1 -	2:04.332	+ 12.663	11:07:57.987	5 -	1:52.466	+ 0.797	11:15:31.320
2 -	1:55.271	+ 3.602	11:09:53.258	6 -	1:56.716	+ 5.047	11:17:28.036
3 -	1:52.468	+ 0.799	11:11:45.726	7 -	1:52.051	+ 0.382	11:19:20.087
4 -	1:53.128	+ 1.459	11:13:38.854	8 -	<b>1:51.669</b>		<b>11:21:11.756</b>
<b>4</b>	<b>Simon BYRNE</b>		<b>MG ZR</b>				
1 -	1:56.999	+ 11.785	11:07:23.668	5 -	1:45.814	+ 0.600	11:14:39.405
2 -	1:51.027	+ 5.813	11:09:14.695	6 -	1:46.357	+ 1.143	11:16:25.762
3 -	1:49.826	+ 4.612	11:11:04.521	7 -	<b>1:45.214</b>		<b>11:18:10.976</b>
4 -	1:49.070	+ 3.856	11:12:53.591	8 -	1:46.358	+ 1.144	11:19:57.334
<b>5</b>	<b>Stuart PLOTNEK</b>		<b>MG F</b>				
1 -	1:56.001	+ 8.741	11:07:06.579	5 -	1:48.174	+ 0.914	11:14:21.211
2 -	1:49.254	+ 1.994	11:08:55.833	6 -	<b>1:47.260</b>		<b>11:16:08.471</b>
3 -	1:48.573	+ 1.313	11:10:44.406	7 -	3:40.053 P	+ 1:52.793	11:19:48.524
4 -	1:48.631	+ 1.371	11:12:33.037				
<b>6</b>	<b>Robin WALKER</b>		<b>MG F</b>				
1 -	1:57.395	+ 6.807	11:07:24.673	5 -	1:51.352	+ 0.764	11:14:50.528
2 -	1:51.850	+ 1.262	11:09:16.523	6 -	1:50.799	+ 0.211	11:16:41.327
3 -	1:50.746	+ 0.158	11:11:07.269	7 -	<b>1:50.588</b>		<b>11:18:31.915</b>
4 -	1:51.907	+ 1.319	11:12:59.176	8 -	1:52.388	+ 1.800	11:20:24.303
<b>9</b>	<b>Christopher FLOOKS</b>		<b>MGB GT</b>				
1 -	2:14.047	+ 12.287	11:08:13.960	3 -	2:03.723	+ 1.963	11:12:23.008
2 -	2:05.325	+ 3.565	11:10:19.285	4 -	<b>2:01.760</b>		<b>11:14:24.768</b>
<b>10</b>	<b>Gary SMITH</b>		<b>MG ZR 160</b>				
1 -	1:54.432	+ 8.421	11:07:07.748	5 -	1:53.137	+ 7.126	11:14:26.607
2 -	1:48.492	+ 2.481	11:08:56.240	6 -	1:47.514	+ 1.503	11:16:14.121
3 -	1:50.053	+ 4.042	11:10:46.293	7 -	<b>1:46.011</b>		<b>11:18:00.132</b>
4 -	1:47.177	+ 1.166	11:12:33.470	8 -	1:56.977	+ 10.966	11:19:57.109
<b>12</b>	<b>Paul EALES</b>		<b>MG ZR</b>				
1 -	2:04.495	+ 16.175	11:08:16.462	5 -	1:49.527	+ 1.207	11:15:37.472
2 -	1:51.378	+ 3.058	11:10:07.840	6 -	1:51.513	+ 3.193	11:17:28.985
3 -	1:51.781	+ 3.461	11:11:59.621	7 -	1:48.762	+ 0.442	11:19:17.747
4 -	1:48.324	+ 0.004	11:13:47.945	8 -	<b>1:48.320</b>		<b>11:21:06.067</b>
<b>14</b>	<b>Chris MILLER</b>		<b>MG Maestro</b>				
1 -	2:19.297	+ 15.907	11:08:16.038	5 -	2:08.033	+ 4.643	11:16:51.344
2 -	2:12.596	+ 9.206	11:10:28.634	6 -	2:03.510	+ 0.120	11:18:54.854
3 -	2:08.323	+ 4.933	11:12:36.957	7 -	<b>2:03.390</b>		<b>11:20:58.244</b>
4 -	2:06.354	+ 2.964	11:14:43.311				
<b>18</b>	<b>Stratton MACKAY</b>		<b>MG Maestro</b>				
1 -	2:02.359	+ 10.477	11:07:15.376	5 -	1:54.512	+ 2.630	11:14:56.469
2 -	1:56.206	+ 4.324	11:09:11.582	6 -	1:53.230	+ 1.348	11:16:49.699
3 -	1:54.296	+ 2.414	11:11:05.878	7 -	1:52.351	+ 0.469	11:18:42.050
4 -	1:56.079	+ 4.197	11:13:01.957	8 -	<b>1:51.882</b>		<b>11:20:33.932</b>
<b>21</b>	<b>Brendan MURPHY</b>		<b>MGB GT</b>				
1 -	2:16.229	+ 19.240	11:07:55.000	5 -	1:57.357	+ 0.368	11:15:57.476
2 -	2:03.191	+ 6.202	11:09:58.191	6 -	1:59.869	+ 2.880	11:17:57.345
3 -	2:04.437	+ 7.448	11:12:02.628	7 -	<b>1:56.989</b>		<b>11:19:54.334</b>

Cadwell Park  
 Circuit Length = 2.1730 miles  
 Start: 11:04 End: 11:21

Weather / Track : Sunny / Dry

# Lancaster Insurance MG Owners Club - All Classes

## QUALIFYING - RACE 7 - LAP ANALYSIS

4 -	1:57.491	+ 0.502	11:14:00.119			
<b>22</b>	<b>Paul CLACKETT</b>		<b>MG ZS</b>			
1 -	2:08.039	+ 13.652	11:07:51.409	5 -	<b>1:54.387</b>	<b>11:15:32.497</b>
2 -	1:56.980	+ 2.593	11:09:48.389	6 -	1:57.569	+ 3.182 11:17:30.066
3 -	1:54.882	+ 0.495	11:11:43.271	7 -	1:59.745	+ 5.358 11:19:29.811
4 -	1:54.839	+ 0.452	11:13:38.110			
<b>23</b>	<b>Paul J SAVAGE</b>		<b>MGF VVC</b>			
1 -	1:57.056	+ 6.713	11:07:25.517	5 -	1:52.047	+ 1.704 11:14:53.052
2 -	1:51.758	+ 1.415	11:09:17.275	6 -	1:50.888	+ 0.545 11:16:43.940
3 -	1:51.623	+ 1.280	11:11:08.898	7 -	<b>1:50.343</b>	<b>11:18:34.283</b>
4 -	1:52.107	+ 1.764	11:13:01.005	8 -	1:50.522	+ 0.179 11:20:24.805
<b>24</b>	<b>Colin GOVEY</b>		<b>MGB</b>			
1 -	2:13.897	+ 4.359	11:08:17.084	4 -	2:10.390	+ 0.852 11:15:18.038
2 -	2:11.146	+ 1.608	11:10:28.230	5 -	2:16.719	+ 7.181 11:17:34.757
3 -	2:39.418	+ 29.880	11:13:07.648	6 -	<b>2:09.538</b>	<b>11:19:44.295</b>
<b>28</b>	<b>John PERKINS</b>		<b>MG Maestro EFI</b>			
1 -	2:08.179	+ 13.566	11:07:42.877	5 -	1:58.016	+ 3.403 11:15:39.358
2 -	2:02.089	+ 7.476	11:09:44.966	6 -	1:55.217	+ 0.604 11:17:34.575
3 -	1:57.583	+ 2.970	11:11:42.549	7 -	<b>1:54.613</b>	<b>11:19:29.188</b>
4 -	1:58.793	+ 4.180	11:13:41.342			
<b>37</b>	<b>John KIMBER</b>		<b>MG B GT</b>			
1 -	2:08.535	+ 10.339	11:07:57.299	5 -	<b>1:58.196</b>	<b>11:15:56.439</b>
2 -	2:01.544	+ 3.348	11:09:58.843	6 -	1:58.254	+ 0.058 11:17:54.693
3 -	2:00.548	+ 2.352	11:11:59.391	7 -	1:58.578	+ 0.382 11:19:53.271
4 -	1:58.852	+ 0.656	11:13:58.243			
<b>38</b>	<b>Mark HALSALL</b>		<b>MG Maestro</b>			
1 -	2:08.036	+ 13.167	11:07:46.960	5 -	1:57.345	+ 2.476 11:15:39.907
2 -	1:59.990	+ 5.121	11:09:46.950	6 -	1:55.312	+ 0.443 11:17:35.219
3 -	1:58.478	+ 3.609	11:11:45.428	7 -	<b>1:54.869</b>	<b>11:19:30.088</b>
4 -	1:57.134	+ 2.265	11:13:42.562			
<b>42</b>	<b>Paul EALES</b>		<b>MGB GT</b>			
1 -	2:04.084	+ 11.396	11:07:43.300	5 -	1:53.338	+ 0.650 11:15:28.251
2 -	2:01.945	+ 9.257	11:09:45.245	6 -	1:56.670	+ 3.982 11:17:24.921
3 -	1:56.371	+ 3.683	11:11:41.616	7 -	1:56.342	+ 3.654 11:19:21.263
4 -	1:53.297	+ 0.609	11:13:34.913	8 -	<b>1:52.688</b>	<b>11:21:13.951</b>
<b>48</b>	<b>Ulric SCOTT</b>		<b>MG Maestro 2.0 EFI</b>			
1 -	2:08.193	+ 14.315	11:07:42.161	5 -	1:55.834	+ 1.956 11:15:36.375
2 -	1:59.855	+ 5.977	11:09:42.016	6 -	1:57.389	+ 3.511 11:17:33.764
3 -	1:59.536	+ 5.658	11:11:41.552	7 -	<b>1:53.878</b>	<b>11:19:27.642</b>
4 -	1:58.989	+ 5.111	11:13:40.541			
<b>53</b>	<b>Mark BAKER</b>		<b>MG F</b>			
1 -	2:00.419	+ 9.985	11:07:14.828	5 -	1:55.014	+ 4.580 11:14:55.651
2 -	1:55.712	+ 5.278	11:09:10.540	6 -	1:52.851	+ 2.417 11:16:48.502
3 -	1:54.330	+ 3.896	11:11:04.870	7 -	1:51.938	+ 1.504 11:18:40.440
4 -	1:55.767	+ 5.333	11:13:00.637	8 -	<b>1:50.434</b>	<b>11:20:30.874</b>
<b>66</b>	<b>William SHARPE</b>		<b>MG Midget</b>			
1 -	<b>1:57.419</b>		<b>11:07:08.741</b>			
<b>68</b>	<b>Lee SULLIVAN</b>		<b>MG Maestro</b>			
1 -	2:02.704	+ 8.523	11:07:44.017	5 -	2:10.199	+ 16.018 11:15:44.021
2 -	1:59.290	+ 5.109	11:09:43.307	6 -	<b>1:54.181</b>	<b>11:17:38.202</b>
3 -	1:55.510	+ 1.329	11:11:38.817	7 -	1:54.833	+ 0.652 11:19:33.035
4 -	1:55.005	+ 0.824	11:13:33.822			

Cadwell Park  
 Circuit Length = 2.1730 miles  
 Start: 11:04 End: 11:21

Weather / Track : Sunny / Dry


# Lancaster Insurance MG Owners Club - All Classes

## QUALIFYING - RACE 7 - LAP ANALYSIS

<b>69</b>	<b>Peter HEAD</b>		<b>MGB Roadster</b>			
1 -	2:11.492	+ 11.847	11:08:17.794	4 -	<b>1:59.645</b>	<b>11:14:55.439</b>
2 -	2:36.016	+ 36.371	11:10:53.810	5 -	2:48.087	+ 48.442 11:17:43.526
3 -	2:01.984	+ 2.339	11:12:55.794	6 -	2:00.753	+ 1.108 11:19:44.279
<b>71</b>	<b>Ben SHORT</b>		<b>MG Maestro</b>			
1 -	1:58.241	+ 6.520	11:07:26.523	5 -	1:53.193	+ 1.472 11:15:05.145
2 -	1:54.223	+ 2.502	11:09:20.746	6 -	1:54.108	+ 2.387 11:16:59.253
3 -	1:57.776	+ 6.055	11:11:18.522	7 -	1:53.409	+ 1.688 11:18:52.662
4 -	1:53.430	+ 1.709	11:13:11.952	8 -	<b>1:51.721</b>	<b>11:20:44.383</b>
<b>89</b>	<b>Nicholas ARDEN</b>		<b>MG Maestro</b>			
1 -	2:06.219	+ 13.084	11:08:04.985	5 -	1:53.156	+ 0.021 11:15:47.802
2 -	1:57.191	+ 4.056	11:10:02.176	6 -	1:53.367	+ 0.232 11:17:41.169
3 -	1:59.335	+ 6.200	11:12:01.511	7 -	1:57.329	+ 4.194 11:19:38.498
4 -	<b>1:53.135</b>		<b>11:13:54.646</b>			
<b>92</b>	<b>Philip WATERMAN</b>		<b>MG Midget</b>			
1 -	2:07.716	+ 12.599	11:08:12.899	5 -	<b>1:55.117</b>	<b>11:15:59.040</b>
2 -	1:59.412	+ 4.295	11:10:12.311	6 -	1:56.326	+ 1.209 11:17:55.366
3 -	1:56.330	+ 1.213	11:12:08.641	7 -	2:28.011	+ 32.894 11:20:23.377
4 -	1:55.282	+ 0.165	11:14:03.923			

# Lancaster Insurance MG Owners Club - All Classes

## RACE 7 - GRID

ROW 14	60 Paul HAYLETT	46 Kevin BROADLEY
ROW 13	2:09.538 24 Colin GOVEY	2:03.390 14 Chris MILLER
ROW 12	2:01.760 9 Christopher FLOOKS	1:59.645 69 Peter HEAD
ROW 11	1:58.196 37 John KIMBER	1:57.419 66 William SHARPE
ROW 10	1:56.989 21 Brendan MURPHY	1:55.117 92 Philip WATERMAN
ROW 9	1:54.869 38 Mark HALSALL	1:54.613 28 John PERKINS
ROW 8	1:54.387 22 Paul CLACKETT	1:54.181 68 Lee SULLIVAN
ROW 7	1:53.878 48 Ulric SCOTT	1:53.135 89 Nicholas ARDEN
ROW 6	1:52.688 42 Paul EALES	1:51.882 18 Stratton MACKAY
ROW 5	1:51.721 71 Ben SHORT	1:51.669 2 Jim BAYNAM
ROW 4	1:50.588 6 Robin WALKER	1:50.494 1 Ian EVANS
ROW 3	1:50.434 53 Mark BAKER	1:50.343 23 Paul J SAVAGE
ROW 2	1:48.320 12 Paul EALES	1:47.260 5 Stuart PLOTNEK
ROW 1	1:46.011 10 Gary SMITH	1:45.214 4 Simon BYRNE
<b>Pole</b>		
		

Cadwell Park  
Circuit Length = 2.1730 miles

Clerk of Course :

Timekeeper :

**BARC Classic Clubmans Championship**  
**QUALIFYING - RACE 8 - CLASSIFICATION**

POS	NO	CL	NAME	ENTRY	TIME	ON	LAPS	GAP	DIFF	MPH
1	9	A	Mark CHARTERIS	Mallock MK 20B Philspeed	1:29.642	8	9			87.26
2	12	A	Malcolm JACKSON	Mallock MK20B	1:33.432	7	8	3.790	3.790	83.72
3	5	A	Gavin CHILDS	Gryphon C73/75	1:37.078	8	8	7.436	3.646	80.58
4	68	B	David FACER	Mallock Mk18BW	1:38.152	5	8	8.510	1.074	79.70
5	38	A	Bob CROZIER	Mallock Mk11	1:39.718	4	5	10.076	1.566	78.44
6	47	B	Mike SALES	Phantom P 79	1:41.044	7	8	11.402	1.326	77.41
7	66	B	Howard WATKINS	Centaur Mk14B	1:42.526	8	8	12.884	1.482	76.30
8	44	B	Ian MITCHELL	IM Mkl	1:44.445	8	8	14.803	1.919	74.89
9	69	B	Alan DAVENPORT	Mallock MK18	1:46.190	8	8	16.548	1.745	73.66
10	10	A	Michael NORTHEN	BMW R6	1:49.124	7	7	19.482	2.934	71.68
11	55	B	Tony HARMAN	Haggispeed Mk10	1:55.658	7	7	26.016	6.534	67.63
12	75	C	Richard FRY	Mallock MK.8B	1:57.089	7	7	27.447	1.431	66.81
13	77	C	Bob YARWOOD	Mallock MK8	2:02.099	4	4	32.457	5.010	64.06

Weather / Track : Sunny / Dry

These results are provisional until the conclusion of any judicial and technical matters.

Cadwell Park  
 Circuit Length = 2.1730 miles  
 Start: 11:28 End: 11:44

Clerk of Course :		Timekeeper :
-------------------	--	--------------

# BARC Classic Clubmans Championship

## QUALIFYING - RACE 8 - LAP ANALYSIS

<b>1</b>	<b>Peter HARPER</b>		Connaught V2 Mark 20B				
<b>5</b>	<b>Gavin CHILDS</b>		Gryphon C73/75				
1 -	2:08.522	+ 31.444	11:31:54.555	5 -	1:37.429	+ 0.351	11:38:42.056
2 -	1:49.241	+ 12.163	11:33:43.796	6 -	1:41.503	+ 4.425	11:40:23.559
3 -	1:41.615	+ 4.537	11:35:25.411	7 -	1:39.049	+ 1.971	11:42:02.608
4 -	1:39.216	+ 2.138	11:37:04.627	8 -	<b>1:37.078</b>		<b>11:43:39.686</b>
<b>9</b>	<b>Mark CHARTERIS</b>		Mallock MK 20B Philspeed				
1 -	1:51.056	+ 21.414	11:31:31.098	6 -	1:30.854	+ 1.212	11:39:30.149
2 -	1:40.344	+ 10.702	11:33:11.442	7 -	1:29.953	+ 0.311	11:41:00.102
3 -	1:34.650	+ 5.008	11:34:46.092	8 -	<b>1:29.642</b>		<b>11:42:29.744</b>
4 -	1:32.052	+ 2.410	11:36:18.144	9 -	1:36.563	+ 6.921	11:44:06.307
5 -	1:41.151	+ 11.509	11:37:59.295				
<b>10</b>	<b>Michael NORTHEN</b>		BMW R6				
1 -	2:17.026	+ 27.902	11:31:59.967	5 -	1:52.305	+ 3.181	11:39:52.848
2 -	2:02.647	+ 13.523	11:34:02.614	6 -	1:50.258	+ 1.134	11:41:43.106
3 -	2:02.899	+ 13.775	11:36:05.513	7 -	<b>1:49.124</b>		<b>11:43:32.230</b>
4 -	1:55.030	+ 5.906	11:38:00.543				
<b>12</b>	<b>Malcolm JACKSON</b>		Mallock MK20B				
1 -	2:20.952	+ 47.520	11:32:10.243	5 -	1:34.195	+ 0.763	11:39:00.409
2 -	1:55.278	+ 21.846	11:34:05.521	6 -	1:37.003	+ 3.571	11:40:37.412
3 -	1:45.489	+ 12.057	11:35:51.010	7 -	<b>1:33.432</b>		<b>11:42:10.844</b>
4 -	1:35.204	+ 1.772	11:37:26.214	8 -	1:55.866	+ 22.434	11:44:06.710
<b>38</b>	<b>Bob CROZIER</b>		Mallock Mk11				
1 -	1:49.482	+ 9.764	11:31:13.139	4 -	<b>1:39.718</b>		<b>11:36:15.178</b>
2 -	1:41.446	+ 1.728	11:32:54.585	5 -	1:44.361	+ 4.643	11:37:59.539
3 -	1:40.875	+ 1.157	11:34:35.460				
<b>44</b>	<b>Ian MITCHELL</b>		IM Mk1				
1 -	1:58.397	+ 13.952	11:31:27.137	5 -	1:45.069	+ 0.624	11:38:36.123
2 -	1:51.089	+ 6.644	11:33:18.226	6 -	1:47.451	+ 3.006	11:40:23.574
3 -	1:47.477	+ 3.032	11:35:05.703	7 -	1:44.463	+ 0.018	11:42:08.037
4 -	1:45.351	+ 0.906	11:36:51.054	8 -	<b>1:44.445</b>		<b>11:43:52.482</b>
<b>47</b>	<b>Mike SALES</b>		Phantom P 79				
1 -	2:09.051	+ 28.007	11:31:47.318	5 -	1:43.675	+ 2.631	11:38:55.279
2 -	1:51.267	+ 10.223	11:33:38.585	6 -	1:42.061	+ 1.017	11:40:37.340
3 -	1:47.042	+ 5.998	11:35:25.627	7 -	<b>1:41.044</b>		<b>11:42:18.384</b>
4 -	1:45.977	+ 4.933	11:37:11.604	8 -	1:45.438	+ 4.394	11:44:03.822
<b>55</b>	<b>Tony HARMAN</b>		Haggispeed Mk10				
1 -	2:19.774	+ 24.116	11:31:52.825	5 -	2:00.821	+ 5.163	11:40:10.839
2 -	2:09.764	+ 14.106	11:34:02.589	6 -	1:57.217	+ 1.559	11:42:08.056
3 -	2:04.585	+ 8.927	11:36:07.174	7 -	<b>1:55.658</b>		<b>11:44:03.714</b>
4 -	2:02.844	+ 7.186	11:38:10.018				
<b>66</b>	<b>Howard WATKINS</b>		Centaur Mk14B				
1 -	2:03.522	+ 20.996	11:31:49.097	5 -	1:44.990	+ 2.464	11:38:58.892
2 -	1:51.460	+ 8.934	11:33:40.557	6 -	1:42.864	+ 0.338	11:40:41.756
3 -	1:47.315	+ 4.789	11:35:27.872	7 -	1:44.062	+ 1.536	11:42:25.818
4 -	1:46.030	+ 3.504	11:37:13.902	8 -	<b>1:42.526</b>		<b>11:44:08.344</b>
<b>68</b>	<b>David FACER</b>		Mallock Mk18BW				
1 -	2:04.343	+ 26.191	11:31:48.399	5 -	<b>1:38.152</b>		<b>11:38:39.062</b>
2 -	1:50.525	+ 12.373	11:33:38.924	6 -	1:44.367	+ 6.215	11:40:23.429
3 -	1:42.925	+ 4.773	11:35:21.849	7 -	1:40.118	+ 1.966	11:42:03.547
4 -	1:39.061	+ 0.909	11:37:00.910	8 -	1:39.470	+ 1.318	11:43:43.017


Weather / Track : Sunny / Dry

**BARC Classic Clubmans Championship**  
**QUALIFYING - RACE 8 - LAP ANALYSIS**

<b>69</b>	<b>Alan DAVENPORT</b>			<b>Mallock MK18</b>			
1 -	1:59.141	+ 12.951	11:31:18.619	5 -	1:49.223	+ 3.033	11:38:36.317
2 -	1:50.811	+ 4.621	11:33:09.430	6 -	2:33.950 P	+ 47.760	11:41:10.267
3 -	1:49.706	+ 3.516	11:34:59.136	7 -	1:51.945	+ 5.755	11:43:02.212
4 -	1:47.958	+ 1.768	11:36:47.094	8 -	<b>1:46.190</b>		<b>11:44:48.402</b>
<b>75</b>	<b>Richard FRY</b>			<b>Mallock MK.8B</b>			
1 -	2:20.175	+ 23.086	11:31:54.317	5 -	1:59.822	+ 2.733	11:40:04.860
2 -	2:06.298	+ 9.209	11:34:00.615	6 -	1:57.617	+ 0.528	11:42:02.477
3 -	2:03.690	+ 6.601	11:36:04.305	7 -	<b>1:57.089</b>		<b>11:43:59.566</b>
4 -	2:00.733	+ 3.644	11:38:05.038				
<b>77</b>	<b>Bob YARWOOD</b>			<b>Mallock MK8</b>			
1 -	2:10.580	+ 8.481	11:31:55.835	3 -	2:02.862	+ 0.763	11:36:05.114
2 -	2:06.417	+ 4.318	11:34:02.252	4 -	<b>2:02.099</b>		<b>11:38:07.213</b>

# BARC Classic Clubmans Championship

## RACE 8 - GRID

ROW 7		2:02.099 77 Bob YARWOOD
ROW 6	1:57.089 75 Richard FRY	1:55.658 55 Tony HARMAN
ROW 5	1:49.124 10 Michael NORTHEN	1:46.190 69 Alan DAVENPORT
ROW 4	1:44.445 44 Ian MITCHELL	1:42.526 66 Howard WATKINS
ROW 3	1:41.044 47 Mike SALES	1:39.718 38 Bob CROZIER
ROW 2	1:38.152 68 David FACER	1:37.078 5 Gavin CHILDS
ROW 1	1:33.432 12 Malcolm JACKSON	1:29.642 9 Mark CHARTERIS
<b>Pole</b>		
		

Cadwell Park  
Circuit Length = 2.1730 miles

Clerk of Course :		Timekeeper :

# Bookatrack.com Caterham Super Graduates (Qualifying Race)

## RACE 1 - CLASSIFICATION

POS	NO	CL	NAME	ENTRY	LAPS	TIME	GAP	DIFF	MPH	BEST	ON
1	113		<b>Damon ROSAMOND</b>	Caterham Seven	12	20:58.918			74.56	1:43.047	8
2	150		<b>Andy MOLSON</b>	Caterham	12	20:59.379	<b>0.461</b>	0.461	74.53	1:43.028	9
3	174		<b>William BENJAMIN</b>	Caterham Seven	12	21:00.432	<b>1.514</b>	1.053	74.47	1:42.808	10
4	133		<b>Bill HOMBERSLEY</b>	Caterham 7	12	21:01.395	<b>2.477</b>	0.963	74.42	1:43.082	8
5	127		<b>Gareth CORDEY</b>	Caterham 7	12	21:02.489	<b>3.571</b>	1.094	74.35	1:42.909	8
6	115		<b>Gary SMITH</b>	Caterham SuperGraduate	12	21:04.859	<b>5.941</b>	2.370	74.21	1:42.991	8
7	134		<b>Dylan STANLEY</b>	Caterham	12	21:13.331	<b>14.413</b>	8.472	73.72	1:43.169	11
8	123		<b>Jonathan MILLER</b>	Caterham Graduate	12	21:15.595	<b>16.677</b>	2.264	73.59	1:44.027	11
9	177		<b>James POTTER</b>	Caterham 7	12	21:15.948	<b>17.030</b>	0.353	73.57	1:43.805	8
10	132		<b>Martin GEE</b>	Caterham 7	12	21:23.030	<b>24.112</b>	7.082	73.16	1:42.623	8
11	142		<b>David ADAMS</b>	Caterham Roadsport	12	21:23.209	<b>24.291</b>	0.179	73.15	1:43.070	11
12	146		<b>Nick PANCISI</b>	Caterham Super	12	21:54.051	<b>55.133</b>	30.842	71.43	1:45.070	2
13	164		<b>Paul ELLIOTT</b>	Caterham Roadsport	11	21:32.579	<b>1 lap</b>	1 lap	66.57	1:55.912	7
NOT CLASSIFIED											
DNF	118		<b>Mick WHITEHEAD</b>	Caterham	5	8:54.990	<b>7 laps</b>	6 laps	73.11	1:43.737	3
DNF	152		<b>Michael FESEMEYER</b>	Caterham Supersport	2	3:36.744	<b>10 laps</b>	3 laps	72.18	1:44.735	2
FASTEST LAP											
	132		<b>Martin GEE</b>	Caterham 7	8	1:42.623			76.22 mph	122.67 kph	

Car 174 - Transponder has stopped working

Weather / Track : Sunny / Dry

These results are provisional until the conclusion of any judicial and technical matters.

Cadwell Park  
Circuit Length = 2.1730 miles  
Start: 11:53 End: 12:15

Clerk of Course :	Timekeeper :
-------------------	--------------

# Bookatrack.com Caterham Super Graduates (Qualifying Race)

## RACE 1 - LAP CHART

Lap 1			Lap 2			Lap 3			Lap 4			Lap 5		
No	Behind	Laptime	No	Behind	Laptime	No	Behind	Laptime	No	Behind	Laptime	No	Behind	Laptime
118		1:51.323	118		1:44.601	118		1:43.737	118		1:44.373	113		1:45.638
152	0.686	1:52.009	152	0.820	1:44.735	174	2.235	1:44.196	174	1.379	1:43.517	174	0.267	1:46.633
134	1.757	1:53.080	174	1.776	1:44.516	134	2.917	1:44.520	134	1.739	1:43.195	150	0.926	1:45.783
174	1.861	1:53.184	134	2.134	1:44.978	113	3.075	1:44.084	113	2.107	1:43.405	142	1.081	1:45.380
113	2.333	1:53.656	113	2.728	1:44.996	150	3.750	1:44.102	150	2.888	1:43.511	132	1.896	1:44.311
150	2.734	1:54.057	150	3.385	1:45.252	142	4.329	1:43.822	142	3.446	1:43.490	133	2.713	1:44.513
142	3.711	1:55.034	142	4.244	1:45.134	132	6.267	1:45.050	132	5.330	1:43.436	118	3.211	1:50.956
127	3.924	1:55.247	127	4.474	1:45.151	127	6.732	1:45.995	133	5.945	1:43.270	127	3.633	1:44.952
132	4.455	1:55.778	132	4.954	1:45.100	133	7.048	1:45.212	127	6.426	1:44.067	115	4.154	1:44.500
133	5.222	1:56.545	133	5.573	1:44.952	115	8.000	1:45.743	115	7.399	1:43.772	146	9.254	1:46.185
177	6.032	1:57.355	115	5.994	1:44.292	123	9.466	1:46.203	146	10.814	1:45.324	123	9.983	1:45.679
115	6.303	1:57.626	177	6.423	1:44.992	146	9.863	1:45.957	123	12.049	1:46.956	177	10.509	1:45.864
123	6.584	1:57.907	123	7.000	1:45.017	177	11.786	1:49.100	177	12.390	1:44.977	134	10.919	1:56.925
146	7.174	1:58.497	146	7.643	1:45.070	164	35.135	1:56.427	164	46.816	1:56.054	164	55.173	1:56.102
164	10.869	2:02.192	164	22.445	1:56.177									

Car 174 - Transponder has stopped working

Weather / Track : Sunny / Dry

[www.tsl-timing.com](http://www.tsl-timing.com)

Cadwell Park  
Circuit Length = 2.1730 miles  
Start: 11:53 End: 12:15

# Bookatrack.com Caterham Super Graduates (Qualifying Race)

## RACE 1 - LAP CHART

Lap 6			Lap 7			Lap 8			Lap 9			Lap 10		
No	Behind	Laptime	No	Behind	Laptime	No	Behind	Laptime	No	Behind	Laptime	No	Behind	Laptime
174		1:43.891	113		1:45.282	113		1:43.047	113		1:43.877	113		1:43.289
113	0.281	1:44.439	174	1.156	1:46.719	174	1.473	1:43.364	150	1.101	1:43.028	150	0.879	1:43.067
150	0.764	1:43.996	150	1.558	1:46.357	150	1.950	1:43.439	174	2.139	1:44.543	174	1.658	1:42.808
132	1.798	1:44.060	133	2.796	1:44.875	133	2.831	1:43.082	132	2.140	1:42.950	132	1.929	1:43.078
133	3.484	1:44.929	132	3.491	1:47.256	132	3.067	1:42.623	133	3.058	1:44.104	133	3.043	1:43.274
127	4.862	1:45.387	127	3.745	1:44.446	127	3.607	1:42.909	127	3.291	1:43.561	127	3.152	1:43.150
115	5.759	1:45.763	115	4.248	1:44.052	115	4.192	1:42.991	115	4.395	1:44.080	115	4.398	1:43.292
142	10.812	1:53.889	123	11.945	1:45.331	123	13.277	1:44.379	123	13.903	1:44.503	164	1 LAP	2:00.465
146	11.883	1:46.787	134	13.142	1:45.656	177	14.491	1:43.805	134	14.096	1:43.215	134	14.903	1:44.096
123	12.177	1:46.352	177	13.733	1:45.995	134	14.758	1:44.663	177	14.666	1:44.052	123	15.479	1:44.865
134	13.049	1:46.288	142	24.818	1:59.569	142	25.665	1:43.894	142	25.017	1:43.229	177	15.995	1:44.618
177	13.301	1:46.950	146	29.251	2:02.931	146	33.509	1:47.305	146	38.786	1:49.154	142	25.166	1:43.438
164	1:07.537	1:56.522	164	1:17.886	1:55.912	164	1:31.457	1:56.618				146	44.321	1:48.824

Car 174 - Transponder has stopped working

Weather / Track : Sunny / Dry

www.tsl-timing.com

Page 2 of 3

Cadwell Park  
Circuit Length = 2.1730 miles  
Start: 11:53 End: 12:15

Printed - 12.17 Sunday, 14 September 2008

# Bookatrack.com Caterham Super Graduates (Qualifying Race)

## RACE 1 - LAP CHART

Lap 11			Lap 12		
No	Behind	Laptime	No	Behind	Laptime
113		1:43.786	113		1:43.419
150	0.199	1:43.106	150	0.461	1:43.681
174	0.863	1:42.991	174	1.514	1:44.070
132	1.936	1:43.793	133	2.477	1:43.291
133	2.605	1:43.348	127	3.571	1:43.500
127	3.490	1:44.124	115	5.941	1:45.201
115	4.159	1:43.547	134	14.413	1:43.546
134	14.286	1:43.169	123	16.677	1:44.376
123	15.720	1:44.027	177	17.030	1:43.884
177	16.565	1:44.356	132	24.112	2:05.595
164	1 LAP	1:59.502	142	24.291	1:43.260
142	24.450	1:43.070	164	1 LAP	1:56.608
146	49.951	1:49.416	146	55.133	1:48.601

Car 174 - Transponder has stopped working


Weather / Track : Sunny / Dry

[www.tsl-timing.com](http://www.tsl-timing.com)

Cadwell Park  
Circuit Length = 2.1730 miles  
Start: 11:53 End: 12:15

# Bookatrack.com Caterham Super Graduates

## RACE 4 - GRID

ROW 14	118 Mick WHITEHEAD	164 Paul ELLIOTT
ROW 13	146 Nick PANCISI	142 David ADAMS
ROW 12	132 Martin GEE	177 James POTTER
ROW 11	123 Jonathan MILLER	134 Dylan STANLEY
ROW 10	115 Gary SMITH	127 Gareth CORDEY
ROW 9	133 Bill HOMBERSLEY	174 William BENJAMIN
ROW 8	150 Andy MOLSON	113 Damon ROSAMOND
ROW 7	1:42.742 110 Andy SKINNER	1:42.636 151 Fraser ANDREWS
ROW 6	1:42.454 122 Darrell WILSON	1:42.316 191 Ian NORTHEN
ROW 5	1:41.973 173 Oliver BENJAMIN	1:41.947 154 Gareth THOMAS
ROW 4	1:41.893 129 Kenny YOUNG	1:41.740 103 James SIBBET
ROW 3	1:41.740 175 David SHAW	1:41.700 130 Paul TURLEY
ROW 2	1:41.674 190 Mark ROBERTS	1:41.460 104 Hugh SMITH
ROW 1	1:40.741 121 Edward BENSON	1:40.668 112 Trevor NEWMAN
<b>Pole</b>		
		

Cadwell Park  
Circuit Length = 2.1730 miles

Clerk of Course :

Timekeeper :

# Bookatrack.com Caterham Classic Graduates

## RACE 2 - CLASSIFICATION

POS	NO	CL	NAME	ENTRY	LAPS	TIME	GAP	DIFF	MPH	BEST	ON
1	71		<b>Graeme SMITH</b>	Caterham 7	14	25:28.262			71.66	1:47.543	9
2	79		<b>Trevor NEWMAN</b>	Caterham 7 Classic	14	25:28.318	<b>0.056</b>	0.056	71.65	1:47.728	8
3	80		<b>Charles FITZHUGH</b>	Caterham 7	14	25:29.223	<b>0.961</b>	0.905	71.61	1:47.886	9
4	74		<b>Toby BRIANT</b>	Caterham 7	14	25:39.673	<b>11.411</b>	10.450	71.13	1:47.794	8
5	75		<b>Adam BETTINSON</b>	Caterham 7	14	25:40.459	<b>12.197</b>	0.786	71.09	1:48.936	10
6	77		<b>Flick HAIGH</b>	Caterham	14	25:42.724	<b>14.462</b>	2.265	70.99	1:48.707	13
7	92		<b>David PEARSON</b>	Caterham	14	25:44.697	<b>16.435</b>	1.973	70.90	1:49.102	4
8	93		<b>Daniel MALKIN</b>	Caterham Classic	14	25:44.778	<b>16.516</b>	0.081	70.89	1:47.957	12
9	88		<b>Matthew GILLBANKS</b>	Caterham Super 7	14	26:02.134	<b>33.872</b>	17.356	70.10	1:49.604	11
10	76		<b>Sheila MARSHALL</b>	Caterham 7	14	26:24.941	<b>56.679</b>	22.807	69.09	1:51.354	4
11	84		<b>Trevor HARBER</b>	Caterham Super Seven	14	26:30.480	<b>1:02.218</b>	5.539	68.85	1:52.042	13
12	78		<b>Pete CANNARD</b>	Caterham 7	14	26:45.791	<b>1:17.529</b>	15.311	68.20	1:53.258	13
13	99		<b>Jennifer GRACE</b>	Caterham Classic	14	26:55.314	<b>1:27.052</b>	9.523	67.80	1:51.945	7
14	86		<b>Terry PALMER</b>	Caterham 7	14	27:02.471	<b>1:34.209</b>	7.157	67.50	1:53.552	12
15	83		<b>Colin ROTHWELL</b>	Caterham Classic	13	25:31.419	<b>1 lap</b>	1 lap	66.40	1:55.090	12
16	81		<b>Darren GRAINGER</b>	Caterham 7	13	25:39.365	<b>1 lap</b>	7.946	66.06	1:52.023	2
NOT CLASSIFIED											
DNF	90		<b>Andrew SAGAR</b>	Caterham Classic	0						
FASTEST LAP											
	71		<b>Graeme SMITH</b>	Caterham 7	9	1:47.543			72.74 mph	117.06 kph	

Weather / Track : Bright / Dry  
 These results are provisional until the conclusion of any judicial and technical matters.

Cadwell Park  
 Circuit Length = 2.1730 miles  
 Start: 12:26 End: 12:53

Clerk of Course :	Timekeeper :
-------------------	--------------

# Bookatrack.com Caterham Classic Graduates

## RACE 2 - LAP CHART

Lap 1			Lap 2			Lap 3			Lap 4			Lap 5		
No	Behind	Laptime	No	Behind	Laptime	No	Behind	Laptime	No	Behind	Laptime	No	Behind	Laptime
79		1:54.297	71		1:48.227	79		1:48.046	79		1:47.833	79		1:48.487
71	0.666	1:54.963	79	0.295	1:49.188	71	1.018	1:49.359	71	0.840	1:47.655	71	0.279	1:47.926
80	1.409	1:55.706	80	1.076	1:48.560	80	1.519	1:48.784	80	1.712	1:48.026	80	1.354	1:48.129
75	2.547	1:56.844	77	3.179	1:49.140	75	4.993	1:49.770	75	6.424	1:49.264	75	7.845	1:49.908
77	2.932	1:57.229	75	3.564	1:49.910	77	5.666	1:50.828	92	7.663	1:49.102	77	9.936	1:50.451
92	3.725	1:58.022	92	5.190	1:50.358	92	6.394	1:49.545	77	7.972	1:50.139	92	10.489	1:51.313
74	7.543	2:01.840	74	8.957	1:50.307	74	9.821	1:49.205	74	10.978	1:48.990	74	11.351	1:48.860
76	8.349	2:02.646	76	11.851	1:52.395	93	16.088	1:52.293	93	18.125	1:49.870	93	19.246	1:49.608
84	8.911	2:03.208	93	12.136	1:51.856	76	16.975	1:53.465	76	20.496	1:51.354	76	23.973	1:51.964
93	9.173	2:03.470	84	12.555	1:52.537	84	17.603	1:53.389	84	21.896	1:52.126	88	24.148	1:49.869
81	10.198	2:04.495	81	13.328	1:52.023	81	18.433	1:53.446	88	22.766	1:51.342	84	26.849	1:53.440
99	11.850	2:06.147	99	15.737	1:52.780	88	19.257	1:51.678	99	26.762	1:53.220	99	31.903	1:53.628
78	12.407	2:06.704	88	15.920	1:52.141	99	21.375	1:53.979	78	29.592	1:53.709	78	34.423	1:53.318
88	12.672	2:06.969	78	17.516	1:54.002	78	23.716	1:54.541	86	30.889	1:54.184	86	36.650	1:54.248
86	13.329	2:07.626	86	18.108	1:53.672	86	24.538	1:54.771	83	42.751	1:58.588	83	51.838	1:57.574
83	14.404	2:08.701	83	21.582	1:56.071	83	31.996	1:58.755	81	44.269	2:13.669	81	52.517	1:56.735

# Bookatrack.com Caterham Classic Graduates

## RACE 2 - LAP CHART

Lap 6			Lap 7			Lap 8			Lap 9			Lap 10		
No	Behind	Laptime	No	Behind	Laptime	No	Behind	Laptime	No	Behind	Laptime	No	Behind	Laptime
79		1:49.270	79		1:49.058	79		1:47.728	71		1:47.543	79		1:47.781
71	0.129	1:49.120	80	0.562	1:48.702	71	0.829	1:47.596	79	0.430	1:48.802	71	0.782	1:48.993
80	0.918	1:48.834	71	0.961	1:49.890	80	1.564	1:48.730	80	1.078	1:47.886	80	1.228	1:48.361
75	8.462	1:49.887	75	8.781	1:49.377	75	10.653	1:49.600	74	11.608	1:48.473	74	12.045	1:48.648
92	10.458	1:49.239	92	10.878	1:49.478	74	11.507	1:47.794	75	12.143	1:49.862	75	12.868	1:48.936
77	10.706	1:50.040	77	11.256	1:49.608	92	12.872	1:49.722	92	14.158	1:49.658	92	15.521	1:49.574
74	11.138	1:49.057	74	11.441	1:49.361	77	13.073	1:49.545	77	15.411	1:50.710	77	16.228	1:49.028
93	19.463	1:49.487	93	18.947	1:48.542	93	20.761	1:49.542	93	21.166	1:48.777	93	21.472	1:48.517
88	24.830	1:49.952	88	25.728	1:49.956	88	28.050	1:50.050	88	29.990	1:50.312	88	31.713	1:49.934
76	26.982	1:52.279	76	30.900	1:52.976	76	36.189	1:53.017	76	40.573	1:52.756	76	44.634	1:52.272
84	32.370	1:54.791	84	36.728	1:53.416	84	41.122	1:52.122	84	45.181	1:52.431	84	50.549	1:53.579
99	35.245	1:52.612	99	38.132	1:51.945	99	43.117	1:52.713	78	54.782	1:53.971	78	1:00.330	1:53.759
78	38.695	1:53.542	78	43.091	1:53.454	78	49.183	1:53.820	86	1:04.678	1:56.396	86	1:12.374	1:55.907
86	42.056	1:54.676	86	49.265	1:56.267	86	56.654	1:55.117	99	1:09.665	2:14.920	99	1:13.650	1:52.196
83	1:00.504	1:57.936	83	1:08.600	1:57.154	83	1:17.433	1:56.561	83	1:25.731	1:56.670	83	1:33.803	1:56.283
81	1:00.801	1:57.554	81	1:09.009	1:57.266	81	1:18.002	1:56.721	81	1:25.970	1:56.340	81	1:33.943	1:56.184

# Bookatrack.com Caterham Classic Graduates

## RACE 2 - LAP CHART

Lap 11			Lap 12			Lap 13			Lap 14		
No	Behind	Laptime	No	Behind	Laptime	No	Behind	Laptime	No	Behind	Laptime
79		1:49.255	71		1:49.712	79		1:48.635	71		1:48.961
71	0.164	1:48.637	79	0.316	1:50.192	71	0.729	1:49.680	79	0.056	1:49.746
80	0.921	1:48.948	80	0.760	1:49.715	80	1.766	1:49.957	80	0.961	1:48.885
74	12.393	1:49.603	74	11.967	1:49.450	74	12.098	1:49.082	83	1 LAP	1:56.391
75	12.982	1:49.369	75	12.452	1:49.346	75	12.711	1:49.210	81	1 LAP	2:03.932
92	15.772	1:49.506	77	15.410	1:49.029	77	15.166	1:48.707	74	11.411	1:49.003
77	16.257	1:49.284	92	15.466	1:49.570	92	16.914	1:50.399	75	12.197	1:49.176
93	20.297	1:48.080	93	18.378	1:47.957	93	17.546	1:48.119	77	14.462	1:48.986
88	32.062	1:49.604	88	32.395	1:50.209	88	33.293	1:49.849	92	16.435	1:49.211
76	47.715	1:52.336	76	50.617	1:52.778	76	54.036	1:52.370	93	16.516	1:48.660
84	53.857	1:52.563	84	56.439	1:52.458	84	59.530	1:52.042	88	33.872	1:50.269
78	1:04.917	1:53.842	78	1:08.831	1:53.790	78	1:13.138	1:53.258	76	56.679	1:52.333
99	1:16.527	1:52.132	99	1:18.927	1:52.276	99	1:22.647	1:52.671	84	1:02.218	1:52.378
86	1:17.790	1:54.671	86	1:21.466	1:53.552	86	1:26.422	1:53.907	78	1:17.529	1:54.081
83	1:40.193	1:55.645	83	1:45.407	1:55.090				99	1:27.052	1:54.095
81	1:40.636	1:55.948	81	1:45.812	1:55.052				86	1:34.209	1:57.477

# Universal Racing Services Classic FF1600 Championship

## RACE 3 - CLASSIFICATION

POS	NO	CL	NAME	ENTRY	LAPS	TIME	GAP	DIFF	MPH	BEST	ON
1	5	A	Keith DAVEY	Van Diemen RF81	12	19:33.040			80.02	1:36.303	9
2	78	A	Joe WALTON	Crossle 25F	12	19:36.454	3.414	3.414	79.79	1:36.325	8
3	74	B	Amanda WHITAKER	Elden Mk8	12	19:40.789	7.749	4.335	79.50	1:37.443	8
4	13	A	Stuart KESTENBAUM	Van Diemen RF79	12	19:54.278	21.238	13.489	78.60	1:37.411	10
5	34	A	Colin WILLIAMS	PRS RH01	12	19:58.124	25.084	3.846	78.35	1:37.397	10
6	69	B	Dave LOWE	Lotus 69	12	20:03.468	30.428	5.344	78.00	1:38.125	12
7	33	B	Jonathan DAVIS	Hawke DL11	12	20:07.635	34.595	4.167	77.73	1:38.005	10
8	32	A	David MALPAS	Van Diemen RF78	12	20:12.188	39.148	4.553	77.44	1:38.809	7
9	21	A	Steve PEARCE	Van Diemen RF80	12	20:21.511	48.471	9.323	76.85	1:40.026	4
10	77	A	Paul WALTON	Crossle 25F	12	20:21.681	48.641	0.170	76.83	1:38.088	11
11	27	A	Ian McMILLAN	Crossle 45F	12	20:23.314	50.274	1.633	76.73	1:39.778	8
12	23	A	James GOWENS	PRS RH01	12	20:35.467	1:02.427	12.153	75.98	1:40.010	7
13	19	A	Benjamin HOPTON	Van Diemen RF80	12	20:37.706	1:04.666	2.239	75.84	1:40.092	12
14	17	A	Jeff PALMER	Royale RP26	12	20:42.241	1:09.201	4.535	75.56	1:38.863	12
NOT CLASSIFIED											
DNF	49	B	Andrew SMITH	Van Diemen FA73	10	16:53.382	2 laps	2 laps	77.19	1:38.318	7
DNF	28	A	Alan FINCHAM	Van Diemen RF80	9	16:02.076	3 laps	1 lap	73.18	1:45.253	8
DNF	9	A	David PENLINGTON	Royale RP26	2	3:28.345	10 laps	7 laps	75.09	1:38.978	2
DNF	80	A	Karl LEATHERBARROW	Van Diemen RF80	0						
FASTEST LAP											
	5	A	Keith DAVEY	Van Diemen RF81	9	1:36.303		81.23 mph		130.72 kph	
	74	B	Amanda WHITAKER	Elden Mk8	8	1:37.443		80.28 mph		129.19 kph	

Weather / Track : Bright / Dry

These results are provisional until the conclusion of any judicial and technical matters.

Cadwell Park  
Circuit Length = 2.1730 miles  
Start: 14:00 End: 14:21

Clerk of Course :	Timekeeper :
-------------------	--------------

# Universal Racing Services Classic FF1600 Championship

## RACE 3 - LAP CHART

Lap 1			Lap 2			Lap 3			Lap 4			Lap 5		
No	Behind	Laptime	No	Behind	Laptime	No	Behind	Laptime	No	Behind	Laptime	No	Behind	Laptime
74		1:43.599	74		1:37.695	74		1:37.589	74		1:38.298	5		1:37.230
5	1.179	1:44.778	5	0.978	1:37.494	5	1.053	1:37.664	5	0.375	1:37.620	78	0.338	1:37.107
13	2.554	1:46.153	78	2.581	1:37.318	78	2.144	1:37.152	78	0.836	1:36.990	74	1.530	1:39.135
78	2.958	1:46.557	13	4.984	1:40.125	13	6.840	1:39.445	13	7.736	1:39.194	13	9.435	1:39.304
34	3.556	1:47.155	34	5.480	1:39.619	34	7.429	1:39.538	49	9.001	1:39.462	34	10.210	1:38.736
49	4.940	1:48.539	77	5.884	1:38.561	49	7.837	1:38.904	34	9.079	1:39.948	49	10.684	1:39.288
77	5.018	1:48.617	49	6.522	1:39.277	77	8.182	1:39.887	77	9.342	1:39.458	77	11.413	1:39.676
9	5.768	1:49.367	9	7.051	1:38.978	69	11.862	1:39.997	69	13.066	1:39.502	69	15.403	1:39.942
32	6.114	1:49.713	69	9.454	1:40.517	33	11.986	1:39.448	33	14.457	1:40.769	33	15.495	1:38.643
69	6.632	1:50.231	32	9.933	1:41.514	32	13.135	1:40.791	32	15.459	1:40.622	32	16.871	1:39.017
23	7.720	1:51.319	33	10.127	1:39.498	21	15.708	1:40.875	21	17.436	1:40.026	21	20.266	1:40.435
33	8.324	1:51.923	23	11.728	1:41.703	23	16.623	1:42.484	27	20.091	1:41.270	23	22.863	1:40.343
27	8.949	1:52.548	21	12.422	1:40.938	27	17.119	1:41.172	23	20.125	1:41.800	27	23.685	1:41.199
21	9.179	1:52.778	27	13.536	1:42.282	17	18.006	1:41.012	17	20.913	1:41.205	17	24.628	1:41.320
17	10.960	1:54.559	17	14.583	1:41.318	19	22.412	1:42.935	19	28.074	1:43.960	19	32.796	1:42.327
19	11.684	1:55.283	19	17.066	1:43.077	28	28.903	1:45.267	28	36.523	1:45.918	28	44.578	1:45.660
28	13.180	1:56.779	28	21.225	1:45.740									

# Universal Racing Services Classic FF1600 Championship

## RACE 3 - LAP CHART

Lap 6			Lap 7			Lap 8			Lap 9			Lap 10		
No	Behind	Laptime	No	Behind	Laptime	No	Behind	Laptime	No	Behind	Laptime	No	Behind	Laptime
5		1:36.830	5		1:37.352	5		1:36.404	5		1:36.303	5		1:36.551
78	0.474	1:36.966	78	0.490	1:37.368	78	0.411	1:36.325	78	2.216	1:38.108	78	2.666	1:37.001
74	3.262	1:38.562	74	3.385	1:37.475	74	4.424	1:37.443	74	5.840	1:37.719	74	7.145	1:37.856
13	11.688	1:39.083	13	13.442	1:39.106	13	15.739	1:38.701	13	17.676	1:38.240	13	18.536	1:37.411
34	12.871	1:39.491	34	13.702	1:38.183	34	16.265	1:38.967	34	18.206	1:38.244	34	19.052	1:37.397
49	13.471	1:39.617	49	14.437	1:38.318	49	16.728	1:38.695	77	18.835	1:38.208	69	28.120	1:39.567
77	13.707	1:39.124	77	14.873	1:38.518	77	16.930	1:38.461	49	19.228	1:38.803	33	28.217	1:38.005
69	18.272	1:39.699	69	20.019	1:39.099	69	22.518	1:38.903	69	25.104	1:38.889	32	32.018	1:40.896
33	18.490	1:39.825	33	20.210	1:39.072	33	24.232	1:40.426	33	26.763	1:38.834	49	35.156	1:52.479
32	19.465	1:39.424	32	20.922	1:38.809	32	24.798	1:40.280	32	27.673	1:39.178	21	42.351	1:42.461
21	23.915	1:40.479	21	27.274	1:40.711	21	31.500	1:40.630	21	36.441	1:41.244	27	43.149	1:40.529
23	27.680	1:41.647	23	30.338	1:40.010	23	34.125	1:40.191	27	39.171	1:40.541	77	45.569	2:03.285
27	28.590	1:41.735	27	31.559	1:40.321	27	34.933	1:39.778	23	40.224	1:42.402	23	55.391	1:51.718
17	29.225	1:41.427	17	32.718	1:40.845	17	36.151	1:39.837	17	40.523	1:40.675	19	58.650	1:43.539
19	37.222	1:41.256	19	41.256	1:41.386	19	46.320	1:41.468	19	51.662	1:41.645	17	1:05.652	2:01.680
28	54.153	1:46.405	28	1:02.563	1:45.762	28	1:11.412	1:45.253	28	1:20.401	1:45.292			

**Universal Racing Services Classic FF1600 Championship**  
**RACE 3 - LAP CHART**

Lap 11			Lap 12		
No	Behind	Laptime	No	Behind	Laptime
5		1:37.130	5		1:37.684
78	2.707	1:37.171	78	3.414	1:38.391
74	7.583	1:37.568	74	7.749	1:37.850
13	19.215	1:37.809	13	21.238	1:39.707
34	23.245	1:41.323	34	25.084	1:39.523
69	29.987	1:38.997	69	30.428	1:38.125
33	32.080	1:40.993	33	34.595	1:40.199
32	35.641	1:40.753	32	39.148	1:41.191
21	45.714	1:40.493	21	48.471	1:40.441
77	46.527	1:38.088	77	48.641	1:39.798
27	46.627	1:40.608	27	50.274	1:41.331
23	59.406	1:41.145	23	1:02.427	1:40.705
19	1:02.258	1:40.738	19	1:04.666	1:40.092
17	1:08.022	1:39.500	17	1:09.201	1:38.863

# Bookatrack.com Caterham Super Graduates

## RACE 4 - CLASSIFICATION

POS	NO	CL	NAME	ENTRY	LAPS	TIME	GAP	DIFF	MPH	BEST	ON
1	112		Trevor NEWMAN	Caterham 7	15	25:21.503			77.12	1:39.768	9
2	121		Edward BENSON	Caterham RoadsportB	15	25:31.532	10.029	10.029	76.61	1:40.986	8
3	104		Hugh SMITH	Caterham Super	15	25:34.058	12.555	2.526	76.49	1:41.002	14
4	190		Mark ROBERTS	caterham 7	15	25:38.107	16.604	4.049	76.28	1:41.123	12
5	130		Paul TURLEY	Caterham Super	15	25:38.178	16.675	0.071	76.28	1:40.848	6
6	154		Gareth THOMAS	Caterham 7	15	25:42.963	21.460	4.785	76.04	1:40.880	11
7	173		Oliver BENJAMIN	Caterham 7	15	25:44.775	23.272	1.812	75.96	1:40.987	10
8	129		Kenny YOUNG	caterham super super grad	15	25:46.503	25.000	1.728	75.87	1:41.450	6
9	122		Darrell WILSON	Caterham 7	15	25:46.757	25.254	0.254	75.86	1:41.180	11
10	113		Damon ROSAMOND	Caterham Seven	15	26:03.223	41.720	16.466	75.06	1:42.295	10
11	150		Andy MOLSOM	Caterham	15	26:03.274	41.771	0.051	75.06	1:42.139	11
12	110		Andy SKINNER	Caterham 7	15	26:03.619	42.116	0.345	75.04	1:42.471	10
13	133		Bill HOMBERSLEY	Caterham 7	15	26:13.510	52.007	9.891	74.57	1:42.726	7
14	127		Gareth CORDEY	Caterham 7	15	26:13.807	52.304	0.297	74.55	1:42.669	7
15	174		William BENJAMIN	Caterham Seven	15	26:15.254	53.751	1.447	74.49	1:42.915	11
16	177		James POTTER	Caterham 7	15	26:16.669	55.166	1.415	74.42	1:42.009	11
17	115		Gary SMITH	Caterham SuperGraduate	15	26:17.414	55.911	0.745	74.38	1:41.682	11
18	151		Fraser ANDREWS	Caterham	15	26:24.048	1:02.545	6.634	74.07	1:42.660	11
19	118		Mick WHITEHEAD	Caterham	15	26:26.168	1:04.665	2.120	73.97	1:43.164	13
20	123		Jonathan MILLER	Caterham Graduate	15	26:27.781	1:06.278	1.613	73.90	1:42.019	15
21	132		Martin GEE	Caterham 7	15	26:30.370	1:08.867	2.589	73.78	1:44.127	14
22	191		Ian NORTHEN	Caterham Seven	15	26:30.483	1:08.980	0.113	73.77	1:42.647	7
23	142		David ADAMS	Caterham Roadsport	15	26:31.222	1:09.719	0.739	73.74	1:43.494	8
24	134		Dylan STANLEY	Caterham	15	26:33.879	1:12.376	2.657	73.62	1:42.556	7
25	146		Nick PANCISI	Caterham Super	15	26:46.495	1:24.992	12.616	73.04	1:43.699	9
NOT CLASSIFIED											
DNF	175		David SHAW	Caterham Supergrad	13	22:11.766	2 laps	2 laps	76.36	1:41.230	12
DNF	103		James SIBBET	Caterham Supergrad	12	20:29.426	3 laps	1 lap	76.35	1:40.575	11
FASTEST LAP											
	112		Trevor NEWMAN	Caterham 7	9	1:39.768			78.40 mph	126.18 kph	

Weather / Track : Sunny / Dry  
 These results are provisional until the conclusion of any judicial and technical matters.

Cadwell Park  
 Circuit Length = 2.1730 miles  
 Start: 14:32 End: 14:59

Clerk of Course :		Timekeeper :
-------------------	--	--------------

# Bookatrack.com Caterham Super Graduates

## RACE 4 - LAP CHART

Lap 1			Lap 2			Lap 3			Lap 4			Lap 5		
No	Behind	Laptime	No	Behind	Laptime	No	Behind	Laptime	No	Behind	Laptime	No	Behind	Laptime
112		1:48.770	112		1:40.905	112		1:40.700	112		1:41.329	112		1:41.039
104	0.707	1:49.477	104	1.306	1:41.504	104	2.339	1:41.733	104	2.886	1:41.876	104	3.797	1:41.950
190	1.402	1:50.172	190	2.458	1:41.961	190	3.619	1:41.861	190	3.992	1:41.702	190	4.306	1:41.353
175	1.864	1:50.634	175	3.223	1:42.264	175	4.174	1:41.651	121	4.499	1:41.097	121	4.762	1:41.302
130	2.146	1:50.916	130	3.940	1:42.699	121	4.731	1:41.117	175	5.105	1:42.260	175	5.311	1:41.245
121	2.954	1:51.724	121	4.314	1:42.265	130	5.408	1:42.168	130	5.808	1:41.729	130	6.484	1:41.715
103	3.014	1:51.784	103	4.668	1:42.559	103	6.115	1:42.147	103	6.174	1:41.388	103	6.836	1:41.701
154	3.564	1:52.334	154	5.647	1:42.988	154	7.184	1:42.237	129	8.533	1:42.172	154	9.988	1:41.698
129	4.450	1:53.220	129	6.392	1:42.847	129	7.690	1:41.998	154	9.329	1:43.474	129	10.536	1:43.042
173	4.690	1:53.460	173	6.728	1:42.943	173	8.258	1:42.230	173	9.830	1:42.901	173	11.056	1:42.265
122	4.857	1:53.627	122	7.084	1:43.132	122	8.535	1:42.151	122	10.080	1:42.874	122	11.484	1:42.443
110	5.449	1:54.219	191	8.589	1:43.736	191	11.385	1:43.496	191	13.091	1:43.035	191	14.759	1:42.707
191	5.758	1:54.528	110	9.145	1:44.601	110	12.395	1:43.950	110	13.921	1:42.855	110	15.467	1:42.585
150	6.683	1:55.453	150	10.341	1:44.563	150	13.697	1:44.056	150	15.668	1:43.300	113	18.274	1:43.209
113	7.159	1:55.929	113	10.551	1:44.297	113	13.926	1:44.075	113	16.104	1:43.507	150	19.094	1:44.465
174	7.697	1:56.467	174	11.209	1:44.417	174	14.618	1:44.109	174	16.732	1:43.443	174	20.084	1:44.391
127	7.939	1:56.709	127	11.563	1:44.529	127	15.052	1:44.189	127	17.037	1:43.314	133	20.886	1:43.925
151	9.095	1:57.865	151	12.721	1:44.531	151	15.534	1:43.513	133	18.000	1:43.059	127	21.241	1:45.243
134	9.345	1:58.115	134	13.159	1:44.719	133	16.270	1:43.305	151	18.603	1:44.398	134	21.782	1:43.940
133	10.135	1:58.905	133	13.665	1:44.435	134	16.906	1:44.447	134	18.881	1:43.304	151	22.429	1:44.865
177	10.516	1:59.286	177	13.918	1:44.307	177	17.817	1:44.599	177	19.938	1:43.450	177	22.933	1:44.034
115	11.540	2:00.310	132	15.765	1:45.000	132	19.634	1:44.569	132	23.775	1:45.470	115	27.067	1:44.195
132	11.670	2:00.440	115	16.345	1:45.710	115	19.926	1:44.281	115	23.911	1:45.314	132	28.735	1:45.999
123	11.991	2:00.761	123	16.962	1:45.876	123	20.302	1:44.040	123	24.230	1:45.257	142	28.854	1:45.371
146	12.421	2:01.191	142	17.092	1:45.236	142	20.803	1:44.411	142	24.522	1:45.048	123	29.082	1:45.891
142	12.761	2:01.531	118	18.327	1:45.922	118	21.568	1:43.941	118	25.066	1:44.827	118	30.083	1:46.056
118	13.310	2:02.080	146	23.559	1:52.043	146	27.746	1:44.887	146	31.617	1:45.200	146	34.758	1:44.180

# Bookatrack.com Caterham Super Graduates

## RACE 4 - LAP CHART

Lap 6			Lap 7			Lap 8			Lap 9			Lap 10		
No	Behind	Laptime	No	Behind	Laptime	No	Behind	Laptime	No	Behind	Laptime	No	Behind	Laptime
112		1:40.195	112		1:40.109	112		1:40.341	112		1:39.768	112		1:40.512
104	5.194	1:41.592	190	7.231	1:41.925	121	8.388	1:40.986	121	9.705	1:41.085	121	10.221	1:41.028
190	5.415	1:41.304	121	7.743	1:41.878	190	8.895	1:42.005	190	10.826	1:41.699	190	12.286	1:41.972
121	5.974	1:41.407	104	7.973	1:42.888	104	9.587	1:41.955	104	11.293	1:41.474	104	12.987	1:42.206
175	6.544	1:41.428	175	8.523	1:42.088	175	10.073	1:41.891	103	11.905	1:40.761	103	13.401	1:42.008
130	7.137	1:40.848	130	8.920	1:41.892	130	10.520	1:41.941	175	12.546	1:42.241	175	13.644	1:41.610
103	7.841	1:41.200	103	9.393	1:41.661	103	10.912	1:41.860	130	12.621	1:41.869	130	15.480	1:43.371
154	11.603	1:41.810	154	14.496	1:43.002	154	16.358	1:42.203	154	18.054	1:41.464	154	18.863	1:41.321
129	11.791	1:41.450	129	15.373	1:43.691	129	16.845	1:41.813	129	18.644	1:41.567	129	20.062	1:41.930
173	12.454	1:41.593	173	17.119	1:44.774	173	18.771	1:41.993	173	20.704	1:41.701	173	21.179	1:40.987
122	12.722	1:41.433	122	17.293	1:44.680	122	19.240	1:42.288	122	21.525	1:42.053	122	22.393	1:41.380
110	18.519	1:43.247	110	21.784	1:43.374	110	24.051	1:42.608	110	26.905	1:42.622	110	28.864	1:42.471
113	21.189	1:43.110	113	23.728	1:42.648	113	25.767	1:42.380	113	28.734	1:42.735	113	30.517	1:42.295
150	22.188	1:43.289	150	24.920	1:42.841	150	26.729	1:42.150	150	30.431	1:43.470	150	32.236	1:42.317
174	23.839	1:43.950	174	26.689	1:42.959	174	30.731	1:44.383	133	34.537	1:42.985	133	37.395	1:43.370
133	24.620	1:43.929	133	27.237	1:42.726	133	31.320	1:44.424	174	35.149	1:44.186	127	38.282	1:43.406
127	24.953	1:43.907	127	27.513	1:42.669	127	31.577	1:44.405	127	35.388	1:43.579	174	38.987	1:44.350
134	25.620	1:44.033	134	28.067	1:42.556	151	32.130	1:43.532	177	36.030	1:43.329	151	39.657	1:43.446
151	26.188	1:43.954	151	28.939	1:42.860	177	32.469	1:43.178	151	36.723	1:44.361	115	42.547	1:42.872
177	26.525	1:43.787	177	29.632	1:43.216	134	33.360	1:45.634	115	40.187	1:43.744	177	43.040	1:47.522
115	30.906	1:44.034	115	33.651	1:42.854	115	36.211	1:42.901	118	48.016	1:44.865	132	53.492	1:45.131
132	33.580	1:45.040	132	38.421	1:44.950	142	42.274	1:43.494	142	48.131	1:45.625	118	53.493	1:45.989
123	33.858	1:44.971	123	38.701	1:44.952	118	42.919	1:44.140	132	48.873	1:44.266	191	53.833	1:44.543
118	34.376	1:44.488	118	39.120	1:44.853	132	44.375	1:46.295	123	49.197	1:44.525	123	54.432	1:45.747
142	35.172	1:46.513	142	39.121	1:44.058	123	44.440	1:46.080	191	49.802	1:44.478	146	55.468	1:44.539
146	39.332	1:44.769	191	42.097	1:42.647	191	45.092	1:43.336	134	50.263	1:56.671	142	55.852	1:48.233
191	39.559	2:04.995	146	43.517	1:44.294	146	47.510	1:44.334	146	51.441	1:43.699	134	56.441	1:46.690

Cadwell Park  
 Circuit Length = 2.1730 miles  
 Start: 14:32 End: 14:59

Weather / Track : Sunny / Dry

# Bookatrack.com Caterham Super Graduates

## RACE 4 - LAP CHART

Lap 11			Lap 12			Lap 13			Lap 14			Lap 15		
No	Behind	Laptime	No	Behind	Laptime	No	Behind	Laptime	No	Behind	Laptime	No	Behind	Laptime
112		1:41.884	112		1:40.847	112		1:39.884	112		1:42.726	112		1:42.494
121	9.928	1:41.591	121	10.463	1:41.382	121	12.100	1:41.521	121	11.010	1:41.636	121	10.029	1:41.513
103	12.092	1:40.575	104	12.807	1:41.135	104	15.055	1:42.132	104	13.331	1:41.002	104	12.555	1:41.718
104	12.519	1:41.416	103	13.027	1:41.782	175	15.483	1:41.914	190	16.308	1:42.830	190	16.604	1:42.790
175	13.070	1:41.310	175	13.453	1:41.230	190	16.204	1:41.877	130	16.752	1:42.645	130	16.675	1:42.417
190	13.935	1:43.533	190	14.211	1:41.123	130	16.833	1:41.892	154	21.050	1:42.544	154	21.460	1:42.904
130	14.519	1:40.923	130	14.825	1:41.153	154	21.232	1:42.135	173	23.914	1:42.557	173	23.272	1:41.852
154	17.859	1:40.880	154	18.981	1:41.969	173	24.083	1:42.226	129	25.138	1:43.225	129	25.000	1:42.356
129	20.361	1:42.183	173	21.741	1:41.618	129	24.639	1:42.252	122	25.247	1:43.082	122	25.254	1:42.501
173	20.970	1:41.675	129	22.271	1:42.757	122	24.891	1:42.301	113	39.944	1:44.151	113	41.720	1:44.270
122	21.689	1:41.180	122	22.474	1:41.632	113	38.519	1:45.347	110	40.387	1:43.823	150	41.771	1:43.223
110	30.372	1:43.392	113	33.056	1:42.960	110	39.290	1:45.618	150	41.042	1:43.440	110	42.116	1:44.223
113	30.943	1:42.310	110	33.556	1:44.031	150	40.328	1:45.638	133	49.859	1:44.852	133	52.007	1:44.642
150	32.491	1:42.139	150	34.574	1:42.930	133	47.733	1:45.361	174	51.052	1:45.765	127	52.304	1:43.596
133	38.865	1:43.354	133	42.256	1:44.238	174	48.013	1:44.113	127	51.202	1:45.406	174	53.751	1:45.193
127	39.249	1:42.851	174	43.784	1:44.613	127	48.522	1:44.493	177	52.430	1:45.604	177	55.166	1:45.230
174	40.018	1:42.915	127	43.913	1:45.511	151	49.162	1:44.937	151	53.738	1:47.302	115	55.911	1:44.460
151	40.433	1:42.660	151	44.109	1:44.523	177	49.552	1:43.816	115	53.945	1:46.941	151	1:02.545	1:51.301
115	42.345	1:41.682	115	44.375	1:42.877	115	49.730	1:45.239	118	1:02.775	1:43.845	118	1:04.665	1:44.384
177	43.165	1:42.009	177	45.620	1:43.302	118	1:01.656	1:43.164	132	1:06.612	1:44.127	123	1:06.278	1:42.019
118	55.546	1:43.937	118	58.376	1:43.677	132	1:05.211	1:44.712	123	1:06.753	1:44.056	132	1:08.867	1:44.749
132	56.661	1:45.053	132	1:00.383	1:44.569	123	1:05.423	1:44.507	191	1:06.984	1:44.164	191	1:08.980	1:44.490
191	57.122	1:45.173	123	1:00.800	1:44.344	191	1:05.546	1:44.476	142	1:07.655	1:44.353	142	1:09.719	1:44.558
123	57.303	1:44.755	191	1:00.954	1:44.679	142	1:06.028	1:43.760	134	1:11.718	1:43.435	134	1:12.376	1:43.152
146	57.736	1:44.152	142	1:02.152	1:44.883	146	1:06.946	1:44.677	146	1:22.105	1:57.885	146	1:24.992	1:45.381
142	58.116	1:44.148	146	1:02.153	1:45.264	134	1:11.009	1:43.869						
134	58.989	1:44.432	134	1:07.024	1:48.882									

Cadwell Park  
 Circuit Length = 2.1730 miles  
 Start: 14:32 End: 14:59

Weather / Track : Sunny / Dry

# Universal Racing Services Classic FF2000 Championship

## RACE 5 - CLASSIFICATION

POS	NO	CL	NAME	ENTRY	LAPS	TIME	GAP	DIFF	MPH	BEST	ON
1	7	A	<b>Erik PAGANO</b>	Van Diemen RF82	12	18:36.240			84.09	1:31.982	12
2	19	A	<b>Scott TEMPLE</b>	Van Diemen RF82	12	18:39.690	<b>3.450</b>	3.450	83.83	1:32.397	6
3	5	A	<b>Andy HUXTABLE</b>	Van Diemen RF83	12	18:43.842	<b>7.602</b>	4.152	83.52	1:32.201	11
4	97	A	<b>Lawrence DENNE</b>	Van Diemen RF82	12	18:47.415	<b>11.175</b>	3.573	83.26	1:32.087	11
5	75	B	<b>Colin WRIGHT</b>	FF2000 Reynard	12	18:48.466	<b>12.226</b>	1.051	83.18	1:32.274	9
6	72	A	<b>Andrew STORER</b>	Van Diemen	12	18:49.273	<b>13.033</b>	0.807	83.12	1:31.900	12
7	18	A	<b>Tom POPE</b>	Van Diemen RF81	12	18:50.579	<b>14.339</b>	1.306	83.03	1:32.348	11
8	99	C	<b>Mark HUNT</b>	Fomula Ford	12	18:51.494	<b>15.254</b>	0.915	82.96	1:32.610	10
9	16	A	<b>Andrew POWELL</b>	Van Diemen RF82	12	18:52.185	<b>15.945</b>	0.691	82.91	1:32.155	10
10	40	A	<b>Ken THOROGOOD</b>	Van Diemen RF82	12	19:03.581	<b>27.341</b>	11.396	82.08	1:33.289	11
11	48	A	<b>Kevin LEWIS</b>	Van Diemen RF82	12	19:03.871	<b>27.631</b>	0.290	82.06	1:33.049	9
12	46	A	<b>Paul ALLEN</b>	Van Diemen RF81	12	19:16.980	<b>40.740</b>	13.109	81.13	1:34.384	9
13	6	B	<b>Jeremy MAIN</b>	Reynard SF79	12	19:59.026	<b>1:22.786</b>	42.046	78.29	1:37.881	3
14	98	A	<b>Rodney TOFT</b>	Van Diemen RF82	12	20:11.457	<b>1:35.217</b>	12.431	77.48	1:37.874	2

### NOT CLASSIFIED

DNF	66	A	<b>Peter CHIPPINDALE</b>	Van Diemen RF82	11	17:21.802	<b>1 lap</b>	1 lap	82.59	1:32.313	9
DNF	34	B	<b>Dale SPRUCE</b>	Reynard FF2000	6	9:42.183	<b>6 laps</b>	5 laps	80.62	1:33.586	6
DNF	22	B	<b>Derek WATLING</b>	Reynard SG79	0						
DNF	49	A	<b>Malcolm COOK</b>	Van Diemen RF83	0						

### FASTEST LAP

72	A	<b>Andrew STORER</b>	Van Diemen	12	1:31.900	85.12 mph	136.99 kph
75	B	<b>Colin WRIGHT</b>	FF2000 Reynard	9	1:32.274	84.77 mph	136.43 kph
99	C	<b>Mark HUNT</b>	Fomula Ford	10	1:32.610	84.47 mph	135.94 kph

Weather / Track : Sunny / Dry

These results are provisional until the conclusion of any judicial and technical matters.

Cadwell Park  
Circuit Length = 2.1730 miles  
Start: 15:23 End: 15:43

Clerk of Course :	Timekeeper :
-------------------	--------------

**Universal Racing Services Classic FF2000 Championship**  
**RACE 5 - LAP CHART**

Lap 1			Lap 2			Lap 3			Lap 4			Lap 5		
No	Behind	Laptime	No	Behind	Laptime	No	Behind	Laptime	No	Behind	Laptime	No	Behind	Laptime
7		1:38.178	7		1:33.085	7		1:32.928	7		1:32.392	7		1:32.883
19	1.152	1:39.330	19	0.903	1:32.836	19	0.882	1:32.907	19	1.593	1:33.103	19	1.683	1:32.973
5	1.737	1:39.915	5	2.897	1:34.245	5	3.357	1:33.388	5	4.252	1:33.287	5	3.926	1:32.557
75	2.348	1:40.526	75	3.212	1:33.949	75	4.902	1:34.618	75	6.066	1:33.556	75	6.434	1:33.251
66	3.705	1:41.883	66	4.030	1:33.410	66	5.471	1:34.369	66	7.084	1:34.005	66	7.406	1:33.205
18	3.852	1:42.030	18	4.512	1:33.745	18	6.213	1:34.629	18	7.795	1:33.974	97	8.993	1:33.372
72	4.742	1:42.920	72	5.520	1:33.863	72	6.633	1:34.041	97	8.504	1:34.005	18	10.113	1:35.201
99	5.071	1:43.249	97	5.960	1:33.511	97	6.891	1:33.859	72	9.356	1:35.115	72	10.485	1:34.012
97	5.534	1:43.712	99	6.521	1:34.535	99	7.367	1:33.774	99	9.620	1:34.645	99	10.706	1:33.969
16	6.002	1:44.180	16	7.138	1:34.221	16	7.775	1:33.565	16	9.856	1:34.473	16	11.179	1:34.206
40	7.674	1:45.852	40	9.086	1:34.497	40	11.105	1:34.947	40	13.389	1:34.676	40	15.364	1:34.858
48	7.955	1:46.133	48	11.798	1:36.928	48	14.300	1:35.430	48	16.981	1:35.073	48	18.420	1:34.322
34	8.198	1:46.376	34	12.430	1:37.317	34	14.856	1:35.354	34	17.401	1:34.937	34	19.131	1:34.613
46	8.684	1:46.862	46	12.742	1:37.143	46	15.629	1:35.815	46	18.598	1:35.361	46	21.165	1:35.450
6	9.565	1:47.743	6	14.595	1:38.115	6	19.548	1:37.881	6	25.782	1:38.626	6	31.814	1:38.915
98	10.344	1:48.522	98	15.133	1:37.874	98	20.173	1:37.968	98	26.568	1:38.787	98	32.321	1:38.636

# Universal Racing Services Classic FF2000 Championship

## RACE 5 - LAP CHART

Lap 6			Lap 7			Lap 8			Lap 9			Lap 10		
No	Behind	Laptime	No	Behind	Laptime	No	Behind	Laptime	No	Behind	Laptime	No	Behind	Laptime
7		1:32.441	7		1:32.419	7		1:32.943	7		1:32.525	7		1:32.386
19	1.639	1:32.397	19	1.703	1:32.483	19	1.652	1:32.892	19	1.679	1:32.552	19	1.841	1:32.548
5	4.418	1:32.933	5	5.312	1:33.313	5	5.131	1:32.762	5	5.142	1:32.536	5	5.376	1:32.620
75	7.063	1:33.070	75	7.720	1:33.076	75	7.992	1:33.215	75	7.741	1:32.274	75	7.719	1:32.364
66	7.950	1:32.985	66	8.654	1:33.123	66	8.886	1:33.175	66	8.674	1:32.313	97	9.873	1:33.065
97	8.904	1:32.352	97	9.104	1:32.619	97	9.381	1:33.220	97	9.194	1:32.338	66	10.688	1:34.400
18	10.642	1:32.970	18	11.825	1:33.602	18	11.949	1:33.067	72	12.474	1:32.472	72	12.568	1:32.480
72	11.568	1:33.524	72	12.358	1:33.209	72	12.527	1:33.112	18	12.941	1:33.517	18	13.319	1:32.764
99	11.655	1:33.390	99	12.377	1:33.141	99	12.950	1:33.516	99	13.143	1:32.718	99	13.367	1:32.610
16	12.276	1:33.538	16	12.949	1:33.092	16	13.458	1:33.452	16	14.067	1:33.134	16	13.836	1:32.155
40	17.025	1:34.102	40	18.738	1:34.132	40	20.429	1:34.634	40	22.676	1:34.772	40	24.021	1:33.731
48	19.778	1:33.799	48	21.546	1:34.187	48	23.183	1:34.580	48	23.707	1:33.049	48	24.705	1:33.384
34	20.276	1:33.586	46	27.714	1:36.003	46	29.599	1:34.828	46	31.458	1:34.384	46	33.868	1:34.796
46	24.130	1:35.406	6	49.010	1:43.604	6	55.993	1:39.926	6	1:02.799	1:39.331	6	1:08.868	1:38.455
6	37.825	1:38.452	98	1:03.565	1:57.623	98	1:10.468	1:39.846	98	1:16.507	1:38.564	98	1:22.448	1:38.327
98	38.361	1:38.481												

**Universal Racing Services Classic FF2000 Championship**  
**RACE 5 - LAP CHART**

Lap 11			Lap 12		
No	Behind	Laptime	No	Behind	Laptime
7		1:32.078	7		1:31.982
19	2.312	1:32.549	19	3.450	1:33.120
5	5.499	1:32.201	5	7.602	1:34.085
75	9.090	1:33.449	97	11.175	1:33.275
97	9.882	1:32.087	75	12.226	1:35.118
72	13.115	1:32.625	72	13.033	1:31.900
18	13.589	1:32.348	18	14.339	1:32.732
99	14.196	1:32.907	99	15.254	1:33.040
16	14.865	1:33.107	16	15.945	1:33.062
66	17.544	1:38.934	40	27.341	1:34.091
40	25.232	1:33.289	48	27.631	1:33.806
48	25.807	1:33.180	46	40.740	1:35.534
46	37.188	1:35.398	6	1:22.786	1:38.789
6	1:15.979	1:39.189	98	1:35.217	1:38.785
98	1:28.414	1:38.044			

# Bookatrack.com Caterham Mega Graduates

## RACE 6 - CLASSIFICATION

POS	NO	CL	NAME	ENTRY	LAPS	TIME	GAP	DIFF	MPH	BEST	ON
1	47		Andrew McMILLAN	Caterham	10	16:35.775			78.55	1:38.068	6
2	1		Jamie ELLWOOD	Caterham Seven	10	16:36.038	0.263	0.263	78.53	1:38.021	5
3	19		Andrew ENNIS	Caterham 7	10	16:36.875	1.100	0.837	78.47	1:37.721	7
4	2		Oliver JACKSON	Caterham 7	10	16:37.142	1.367	0.267	78.45	1:38.301	5
5	5		Martin AMISON	Caterham 7	10	16:37.509	1.734	0.367	78.42	1:38.101	5
6	22		Andrew SMITH	Caterham 7	10	16:44.484	8.709	6.975	77.87	1:38.974	6
7	30		Paul HUDSON	Caterham 7	10	16:54.412	18.637	9.928	77.11	1:39.672	3
8	4		Declan DOLAN	Caterham 7 Mega	10	16:56.214	20.439	1.802	76.97	1:39.274	3
9	6		John PARKER	Caterham 7 Megagrad	10	16:59.870	24.095	3.656	76.70	1:39.934	2
10	31		Nick HARYETT	Caterham Seven	10	17:07.512	31.737	7.642	76.13	1:40.787	6
11	11		Adrian RUSSELL	Caterham 7	10	17:07.796	32.021	0.284	76.11	1:40.427	9
12	54		Peter FRITH	Caterham Megagrad	10	17:11.701	35.926	3.905	75.82	1:39.700	9
13	7		Nick FROST	Caterham 7	10	17:16.708	40.933	5.007	75.45	1:40.321	5
14	10		Tom OVERTON	Caterham 7	10	17:17.362	41.587	0.654	75.41	1:41.670	4
15	16		Ian NOBLE	Caterham 7	10	17:23.306	47.531	5.944	74.98	1:41.596	8
16	51		Barry CHANTLER	Caterham	10	17:31.123	55.348	7.817	74.42	1:42.558	8
17	43		Mick PALFREY	Caterham Seven	10	17:33.525	57.750	2.402	74.25	1:41.291	8
18	53		Robert DRAPER	Caterham 7	10	17:35.046	59.271	1.521	74.14	1:41.960	7
19	26		Kim RAYMENT	Caterham 7	10	17:41.362	1:05.587	6.316	73.70	1:42.324	3

### NOT CLASSIFIED

DNF	14		James BARLOW	Caterham Mega Grad	8	13:32.303	2 laps	2 laps	77.04	1:39.711	3
DNF	68		Stuart SIMPSON	Caterham 7	6	10:13.698	4 laps	2 laps	76.48	1:39.647	3
DNF	36		Trevor CARVEY	Caterham 7	4	7:02.202	6 laps	2 laps	74.11	1:41.721	4
DNF	18		Geroge LONGMUIR	Caterham 7	0						
DNF	28		Chris FOX	caterham K series	0						
DNF	29		William SHARMAN	Caterham 7	0						
DNF	57		Dave O'CARROLL	Caterham 7	0						

### FASTEST LAP

19	Andrew ENNIS	Caterham 7	7	1:37.721	80.05 mph	128.83 kph
----	--------------	------------	---	----------	-----------	------------

Weather / Track : Sunny / Dry

These results are provisional until the conclusion of any judicial and technical matters.

Cadwell Park  
Circuit Length = 2.1730 miles  
Start: 16:12 End: 16:30

Clerk of Course :	Timekeeper :
-------------------	--------------

# Bookatrack.com Caterham Mega Graduates

## RACE 6 - LAP CHART

Lap 1			Lap 2			Lap 3			Lap 4			Lap 5		
No	Behind	Laptime	No	Behind	Laptime	No	Behind	Laptime	No	Behind	Laptime	No	Behind	Laptime
47		1:45.350	47		1:38.444	47		1:38.955	47		1:38.804	47		1:38.168
1	0.538	1:45.888	1	0.645	1:38.551	1	0.385	1:38.695	19	0.397	1:38.400	19	0.380	1:38.151
19	0.907	1:46.257	19	1.157	1:38.694	19	0.801	1:38.599	1	1.048	1:39.467	1	0.901	1:38.021
2	1.384	1:46.734	5	2.057	1:38.598	5	1.754	1:38.652	5	2.005	1:39.055	5	1.938	1:38.101
5	1.903	1:47.253	2	2.556	1:39.616	2	2.503	1:38.902	2	2.540	1:38.841	2	2.673	1:38.301
22	2.559	1:47.909	22	3.485	1:39.370	22	4.004	1:39.474	22	4.652	1:39.452	22	5.823	1:39.339
68	3.566	1:48.916	68	4.777	1:39.655	68	5.469	1:39.647	68	6.614	1:39.949	68	8.349	1:39.903
6	4.583	1:49.933	6	6.073	1:39.934	6	7.215	1:40.097	6	8.495	1:40.084	30	10.636	1:39.748
31	5.076	1:50.426	30	7.239	1:39.776	30	7.956	1:39.672	30	9.056	1:39.904	6	11.298	1:40.971
14	5.414	1:50.764	14	7.539	1:40.569	14	8.295	1:39.711	14	9.458	1:39.967	14	11.719	1:40.429
30	5.907	1:51.257	4	8.334	1:40.479	4	8.653	1:39.274	4	10.122	1:40.273	4	12.060	1:40.106
4	6.299	1:51.649	31	9.665	1:43.033	31	12.214	1:41.504	31	15.773	1:42.363	31	19.752	1:42.147
7	6.713	1:52.063	10	14.053	1:44.555	11	16.125	1:41.006	11	18.773	1:41.452	11	21.984	1:41.379
11	7.331	1:52.681	11	14.074	1:45.187	10	17.460	1:42.362	10	20.326	1:41.670	54	23.510	1:40.812
10	7.942	1:53.292	36	14.533	1:44.381	36	17.732	1:42.154	36	20.649	1:41.721	10	24.938	1:42.780
16	8.509	1:53.859	16	15.354	1:45.289	54	18.195	1:41.726	54	20.866	1:41.475	7	25.847	1:40.321
36	8.596	1:53.946	54	15.424	1:43.968	16	19.016	1:42.617	7	23.694	1:41.998	16	31.163	1:44.459
26	9.299	1:54.649	26	16.048	1:45.193	26	19.417	1:42.324	16	24.872	1:44.660	43	31.275	1:44.403
54	9.900	1:55.250	43	16.494	1:44.497	43	19.877	1:42.338	43	25.040	1:43.967	53	31.798	1:43.510
43	10.441	1:55.791	51	17.228	1:44.371	7	20.500	1:41.288	51	25.691	1:43.020	51	32.417	1:44.894
51	11.301	1:56.651	53	17.626	1:44.246	51	21.475	1:43.202	53	26.456	1:43.184	26	32.812	1:43.054
53	11.824	1:57.174	7	18.167	1:49.898	53	22.076	1:43.405	26	27.926	1:47.313			

# Bookatrack.com Caterham Mega Graduates

## RACE 6 - LAP CHART

Lap 6			Lap 7			Lap 8			Lap 9			Lap 10		
No	Behind	Laptime	No	Behind	Laptime	No	Behind	Laptime	No	Behind	Laptime	No	Behind	Laptime
47		1:38.068	47		1:38.280	47		1:38.653	47		1:40.440	47		1:40.613
19	0.854	1:38.542	19	0.295	1:37.721	19	0.443	1:38.801	19	0.062	1:40.059	1	0.263	1:40.544
1	1.949	1:39.116	1	1.837	1:38.168	1	1.284	1:38.100	1	0.332	1:39.488	19	1.100	1:41.651
5	2.438	1:38.568	5	2.989	1:38.831	5	3.189	1:38.853	2	1.508	1:38.325	2	1.367	1:40.472
2	3.075	1:38.470	2	3.612	1:38.817	2	3.623	1:38.664	5	2.075	1:39.326	5	1.734	1:40.272
22	6.729	1:38.974	22	8.067	1:39.618	22	9.138	1:39.724	22	8.758	1:40.060	22	8.709	1:40.564
30	12.755	1:40.187	30	15.180	1:40.705	30	17.214	1:40.687	30	16.922	1:40.148	30	18.637	1:42.328
6	13.804	1:40.574	14	15.840	1:40.029	14	17.581	1:40.394	6	20.729	1:43.160	4	20.439	1:40.105
14	14.091	1:40.440	6	16.478	1:40.954	6	18.009	1:40.184	4	20.947	1:42.538	6	24.095	1:43.979
4	14.511	1:40.519	4	17.204	1:40.973	4	18.849	1:40.298	54	28.253	1:39.700	31	31.737	1:42.752
68	15.909	1:45.628	31	25.226	1:41.035	31	27.988	1:41.415	31	29.598	1:42.050	11	32.021	1:42.290
31	22.471	1:40.787	54	27.506	1:40.580	54	28.993	1:40.140	11	30.344	1:40.427	54	35.926	1:48.286
11	24.936	1:41.020	11	27.961	1:41.305	11	30.357	1:41.049	7	38.748	1:42.360	7	40.933	1:42.798
54	25.206	1:39.764	7	33.265	1:42.351	7	36.828	1:42.216	10	39.407	1:42.530	10	41.587	1:42.793
7	29.194	1:41.415	10	33.838	1:42.191	10	37.317	1:42.132	16	46.143	1:42.741	16	47.531	1:42.001
10	29.927	1:43.057	16	40.899	1:42.127	16	43.842	1:41.596	51	52.289	1:44.545	51	55.348	1:43.672
16	37.052	1:43.957	26	43.325	1:43.300	51	48.184	1:42.558	53	55.899	1:44.378	43	57.750	1:42.201
26	38.305	1:43.561	53	43.781	1:41.960	53	51.961	1:46.833	43	56.162	1:41.567	53	59.271	1:43.985
51	39.447	1:45.098	51	44.279	1:43.112	43	55.035	1:41.291	26	1:03.555	1:44.600	26	1:05.587	1:42.645
53	40.101	1:46.371	43	52.397	1:42.209	26	59.395	1:54.723						
43	48.468	1:55.261												

# Lancaster Insurance MG Owners Club - All Classes

## RACE 7 - CLASSIFICATION

POS	NO	CL	NAME	ENTRY	LAPS	TIME	GAP	DIFF	MPH	BEST	ON
1	4	Z	Simon BYRNE	MG ZR	12	21:25.352			73.03	1:46.086	10
2	10	Z	Gary SMITH	MG ZR 160	12	21:25.546	0.194	0.194	73.02	1:45.797	10
3	5	F	Stuart PLOTNEK	MG F	12	21:47.487	22.135	21.941	71.79	1:47.462	5
4	12	Z	Paul EALES	MG ZR	12	21:52.697	27.345	5.210	71.51	1:48.105	11
5	23	F	Paul J SAVAGE	MGF VVC	12	22:15.043	49.691	22.346	70.31	1:49.055	2
6	1	F	Ian EVANS	MG F	12	22:19.458	54.106	4.415	70.08	1:49.920	9
7	6	F	Robin WALKER	MG F	12	22:20.930	55.578	1.472	70.00	1:50.322	9
8	53	F	Mark BAKER	MG F	12	22:35.131	1:09.779	14.201	69.27	1:50.675	5
9	2	A	Jim BAYNAM	MG B Roadstar	12	22:44.328	1:18.976	9.197	68.80	1:52.221	4
10	18	B	Stratton MACKAY	MG Maestro	12	22:46.253	1:20.901	1.925	68.70	1:52.254	6
11	68	B	Lee SULLIVAN	MG Maestro	12	22:46.793	1:21.441	0.540	68.68	1:52.227	6
12	89	B	Nicholas ARDEN	MG Maestro	12	22:47.107	1:21.755	0.314	68.66	1:51.923	5
13	22	B	Paul CLACKETT	MG ZS	12	22:47.430	1:22.078	0.323	68.64	1:51.452	11
14	60	B	Paul HAYLETT	MG Montego	12	22:49.340	1:23.988	1.910	68.55	1:50.862	12
15	71	B	Ben SHORT	MG Maestro	12	22:53.183	1:27.831	3.843	68.36	1:51.084	11
16	42	A	Paul EALES	MGB GT	12	22:55.901	1:30.549	2.718	68.22	1:51.399	6
17	66	A	William SHARPE	MG Midget	12	23:12.666	1:47.314	16.765	67.40	1:51.555	6
18	92	A	Philip WATERMAN	MG Midget	11	21:31.703	1 lap	1 lap	66.61	1:54.642	5
19	48	B	Ulric SCOTT	MG Maestro 2.0 EFI	11	21:32.294	1 lap	0.591	66.58	1:52.885	6
20	28	B	John PERKINS	MG Maestro EFI	11	21:37.778	1 lap	5.484	66.30	1:53.409	4
21	38	B	Mark HALSALL	MG Maestro	11	21:50.941	1 lap	13.163	65.64	1:56.096	8
22	37	A	John KIMBER	MG B GT	11	21:57.905	1 lap	6.964	65.29	1:55.780	9
23	21	A	Brendan MURPHY	MGB GT	11	22:00.014	1 lap	2.109	65.18	1:56.692	9
24	9	A	Christopher FLOOKS	MGB GT	11	22:18.242	1 lap	18.228	64.30	1:58.146	10
25	69	A	Peter HEAD	MGB Roadster	11	22:21.929	1 lap	3.687	64.12	1:57.273	6
26	14	B	Chris MILLER	MG Maestro	11	22:28.576	1 lap	6.647	63.80	1:57.969	6
27	46	A	Kevin BROADLEY	MGB GT	11	23:13.445	1 lap	44.869	61.75	2:01.878	11
NOT CLASSIFIED											
DNF	24	A	Colin GOVEY	MGB	5	11:13.069	7 laps	6 laps	58.11	2:10.865	5
FASTEST LAP											
5	F	Stuart PLOTNEK	MG F	5	1:47.462			72.79 mph		117.15 kph	
42	A	Paul EALES	MGB GT	6	1:51.399			70.22 mph		113.01 kph	
10	Z	Gary SMITH	MG ZR 160	10	1:45.797			73.94 mph		118.99 kph	
60	B	Paul HAYLETT	MG Montego	12	1:50.862			70.56 mph		113.56 kph	

Weather / Track : Sunny / Dry

These results are provisional until the conclusion of any judicial and technical matters.

Cadwell Park  
Circuit Length = 2.1730 miles  
Start: 16:44 End: 17:07

Clerk of Course :	Timekeeper :
-------------------	--------------

# Lancaster Insurance MG Owners Club - All Classes

## RACE 7 - LAP CHART

Lap 1			Lap 2			Lap 3			Lap 4			Lap 5		
No	Behind	Laptime	No	Behind	Laptime	No	Behind	Laptime	No	Behind	Laptime	No	Behind	Laptime
4		1:53.794	4		1:46.659	4		1:46.320	4		1:46.519	4		1:46.727
10	0.392	1:54.186	10	0.597	1:46.864	10	0.356	1:46.079	10	0.256	1:46.419	10	0.274	1:46.745
5	2.635	1:56.429	5	4.817	1:48.841	5	7.083	1:48.586	5	8.393	1:47.829	24	1 LAP	2:12.254
23	4.057	1:57.851	23	6.453	1:49.055	23	9.269	1:49.136	12	11.409	1:48.268	5	9.128	1:47.462
1	4.975	1:58.769	12	7.386	1:48.680	12	9.660	1:48.594	23	12.739	1:49.989	12	12.914	1:48.232
12	5.365	1:59.159	1	9.668	1:51.352	1	14.447	1:51.099	1	18.859	1:50.931	23	15.323	1:49.311
6	6.312	2:00.106	6	10.098	1:50.445	6	14.756	1:50.978	6	19.341	1:51.104	1	23.397	1:51.265
53	7.341	2:01.135	53	11.534	1:50.852	53	16.242	1:51.028	53	20.770	1:51.047	6	23.744	1:51.130
2	9.531	2:03.325	2	15.345	1:52.473	2	21.257	1:52.232	2	26.959	1:52.221	53	24.718	1:50.675
18	10.175	2:03.969	18	16.929	1:53.413	18	23.381	1:52.772	18	30.246	1:53.384	2	33.206	1:52.974
71	10.675	2:04.469	71	17.254	1:53.238	71	23.677	1:52.743	68	30.876	1:53.251	18	36.218	1:52.699
68	10.973	2:04.767	68	17.645	1:53.331	68	24.144	1:52.819	71	31.317	1:54.159	68	36.596	1:52.447
89	12.211	2:06.005	89	18.440	1:52.888	89	24.981	1:52.861	89	31.917	1:53.455	89	37.113	1:51.923
42	12.766	2:06.560	42	18.883	1:52.776	42	25.330	1:52.767	66	32.239	1:52.879	66	37.475	1:51.963
48	14.115	2:07.909	66	20.269	1:52.687	66	25.879	1:51.930	42	32.772	1:53.961	42	38.658	1:52.613
66	14.241	2:08.035	22	22.088	1:53.920	22	28.428	1:52.660	22	34.003	1:52.094	71	39.059	1:54.469
22	14.827	2:08.621	48	24.184	1:56.728	48	32.341	1:54.477	48	39.096	1:53.274	22	39.385	1:52.109
38	15.745	2:09.539	28	25.845	1:56.359	28	32.952	1:53.427	28	39.842	1:53.409	48	46.597	1:54.228
28	16.145	2:09.939	92	28.494	1:56.864	60	35.913	1:53.206	60	41.686	1:52.292	28	47.237	1:54.122
92	18.289	2:12.083	60	29.027	1:54.843	92	38.755	1:56.581	92	47.251	1:55.015	60	48.130	1:53.171
69	20.373	2:14.167	38	31.225	2:02.139	38	41.802	1:56.897	38	57.277	2:01.994	92	55.166	1:54.642
60	20.843	2:14.637	69	35.668	2:01.954	21	49.724	1:59.694	21	1:02.073	1:58.868	38	1:07.835	1:57.285
21	22.825	2:16.619	21	36.350	2:00.184	69	50.289	2:00.941	37	1:02.972	1:57.620	21	1:13.152	1:57.806
37	23.508	2:17.302	37	36.882	2:00.033	37	51.871	2:01.309	69	1:11.305	2:07.535	37	1:13.519	1:57.274
9	23.901	2:17.695	14	40.216	2:02.846	14	52.849	1:58.953	9	1:13.577	2:02.210	69	1:23.610	1:59.032
14	24.029	2:17.823	9	41.288	2:04.046	9	57.886	2:02.918	14	1:19.612	2:13.282	9	1:25.936	1:59.086
46	27.582	2:21.376	46	48.874	2:07.951	46	1:09.206	2:06.652	46	1:30.568	2:07.881	14	1:32.126	1:59.241
24	31.938	2:25.732	24	57.398	2:12.119	24	1:23.177	2:12.099						

Cadwell Park  
 Circuit Length = 2.1730 miles  
 Start: 16:44 End: 17:07

Weather / Track : Sunny / Dry

# Lancaster Insurance MG Owners Club - All Classes

## RACE 7 - LAP CHART

Lap 6			Lap 7			Lap 8			Lap 9			Lap 10		
No	Behind	Laptime	No	Behind	Laptime	No	Behind	Laptime	No	Behind	Laptime	No	Behind	Laptime
4		1:46.788	4		1:46.157	4		1:46.169	4		1:46.344	4		1:46.086
10	0.807	1:47.321	10	0.548	1:45.898	10	1.064	1:46.685	10	0.768	1:46.048	10	0.479	1:45.797
46	1 LAP	2:05.741	5	12.605	1:48.921	69	1 LAP	1:59.957	37	1 LAP	1:58.960	38	1 LAP	1:58.001
5	9.841	1:47.501	12	17.680	1:48.901	9	1 LAP	1:59.817	69	1 LAP	1:58.001	21	1 LAP	1:56.692
12	14.936	1:48.810	46	1 LAP	2:03.491	14	1 LAP	1:59.992	5	16.086	1:48.035	37	1 LAP	1:55.780
23	20.168	1:51.633	23	24.591	1:50.580	5	14.395	1:47.959	9	1 LAP	1:58.819	5	17.958	1:47.958
24	1 LAP	2:10.865	1	33.579	1:51.644	12	20.268	1:48.757	12	22.076	1:48.152	12	24.502	1:48.512
1	28.092	1:51.483	6	34.216	1:51.770	23	29.192	1:50.770	14	1 LAP	2:00.211	69	1 LAP	2:02.165
6	28.603	1:51.647	53	34.429	1:51.231	1	38.150	1:50.740	23	33.627	1:50.779	9	1 LAP	1:58.617
53	29.355	1:51.425	2	46.192	1:53.489	6	38.527	1:50.480	1	41.726	1:49.920	14	1 LAP	1:59.061
2	38.860	1:52.442	18	48.629	1:53.102	53	39.115	1:50.855	6	42.505	1:50.322	23	39.243	1:51.702
18	41.684	1:52.254	68	49.662	1:53.784	46	1 LAP	2:07.454	53	44.185	1:51.414	1	46.164	1:50.524
68	42.035	1:52.227	66	50.161	1:54.076	2	52.846	1:52.823	46	1 LAP	2:03.670	6	47.023	1:50.604
66	42.242	1:51.555	89	51.237	1:54.411	18	55.317	1:52.857	2	58.837	1:52.335	53	56.860	1:58.761
89	42.983	1:52.658	42	51.434	1:54.322	68	55.794	1:52.301	18	1:02.193	1:53.220	2	1:05.702	1:52.951
42	43.269	1:51.399	71	52.309	1:54.091	66	56.002	1:52.010	68	1:02.951	1:53.501	18	1:08.961	1:52.854
71	44.375	1:52.104	22	52.939	1:53.930	89	57.364	1:52.296	89	1:04.097	1:53.077	68	1:09.538	1:52.673
22	45.166	1:52.569	60	59.235	1:51.795	42	57.660	1:52.395	42	1:05.227	1:53.911	89	1:10.041	1:52.030
48	52.694	1:52.885	28	1:11.332	1:54.680	71	58.435	1:52.295	22	1:05.994	1:53.564	22	1:11.922	1:52.014
60	53.597	1:52.255	92	1:15.268	1:56.574	22	58.774	1:52.004	71	1:08.287	1:56.196	42	1:12.938	1:53.797
28	1:02.809	2:02.360	48	1:19.581	2:13.044	60	1:04.564	1:51.498	60	1:10.221	1:52.001	60	1:15.885	1:51.750
92	1:04.851	1:56.473	38	1:28.211	1:56.499	28	1:21.526	1:56.363	66	1:22.804	2:13.146	71	1:16.403	1:54.202
38	1:17.869	1:56.822	21	1:34.491	1:57.345	92	1:24.599	1:55.500	28	1:31.176	1:55.994	46	1 LAP	2:05.358
21	1:23.303	1:56.939	37	1:34.839	1:57.267	48	1:27.394	1:53.982	92	1:34.915	1:56.660	66	1:32.073	1:55.355
37	1:23.729	1:56.998				38	1:38.138	1:56.096	48	1:35.825	1:54.775	28	1:40.442	1:55.352
69	1:34.095	1:57.273				21	1:45.948	1:57.626				92	1:43.816	1:54.987
9	1:37.743	1:58.595										48	1:44.654	1:54.915
14	1:43.307	1:57.969												

# Lancaster Insurance MG Owners Club - All Classes

## RACE 7 - LAP CHART

Lap 11			Lap 12		
No	Behind	Laptime	No	Behind	Laptime
4		1:46.639	4		1:47.150
10	0.438	1:46.598	10	0.194	1:46.906
38	1 LAP	1:56.991	92	1 LAP	1:56.324
5	20.057	1:48.738	48	1 LAP	1:56.077
37	1 LAP	1:57.538	28	1 LAP	2:05.773
21	1 LAP	2:01.356	5	22.135	1:49.228
12	25.968	1:48.105	38	1 LAP	1:58.678
9	1 LAP	1:58.146	12	27.345	1:48.527
23	45.050	1:52.446	37	1 LAP	1:57.824
69	1 LAP	2:02.793	21	1 LAP	1:56.885
1	50.256	1:50.731	23	49.691	1:51.791
14	1 LAP	1:59.080	9	1 LAP	1:58.293
6	50.926	1:50.542	1	54.106	1:51.000
53	1:04.139	1:53.918	6	55.578	1:51.802
2	1:12.098	1:53.035	69	1 LAP	1:58.111
18	1:15.050	1:52.728	14	1 LAP	2:00.118
68	1:15.735	1:52.836	53	1:09.779	1:52.790
89	1:16.041	1:52.639	2	1:18.976	1:54.028
22	1:16.735	1:51.452	18	1:20.901	1:53.001
42	1:19.344	1:53.045	68	1:21.441	1:52.856
60	1:20.276	1:51.030	89	1:21.755	1:52.864
71	1:20.848	1:51.084	22	1:22.078	1:52.493
46	1 LAP	2:01.993	60	1:23.988	1:50.862
66	1:40.344	1:54.910	71	1:27.831	1:54.133
			42	1:30.549	1:58.355
			66	1:47.314	1:54.120
			46	1 LAP	2:01.878

# BARC Classic Clubmans Championship

## RACE 8 - CLASSIFICATION

POS	NO	CL	NAME	ENTRY	LAPS	TIME	GAP	DIFF	MPH	BEST	ON
1	9	A	Mark CHARTERIS	Mallock MK 20B Philspeed	12	18:17.360			85.54	1:29.521	12
2	12	A	Malcolm JACKSON	Mallock MK20B	12	18:37.196	19.836	19.836	84.02	1:31.173	4
3	5	A	Gavin CHILDS	Gryphon C73/75	12	19:09.093	51.733	31.897	81.69	1:33.637	9
4	38	A	Bob CROZIER	Mallock Mk11	12	19:52.412	1:35.052	43.319	78.72	1:36.493	10
5	68	B	David FACER	Mallock Mk18BW	11	18:21.206	1 lap	1 lap	78.14	1:37.582	11
6	47	B	Mike SALES	Phantom P 79	11	18:51.118	1 lap	29.912	76.07	1:39.815	7
7	44	B	Ian MITCHELL	IM Mk1	11	19:09.316	1 lap	18.198	74.87	1:42.185	3
8	66	B	Howard WATKINS	Centaur Mk14B	11	19:20.765	1 lap	11.449	74.13	1:43.903	11
9	10	A	Michael NORTHEN	BMW R6	11	19:31.015	1 lap	10.250	73.48	1:42.373	11
10	69	B	Alan DAVENPORT	Mallock MK18	11	19:55.836	1 lap	24.821	71.95	1:45.795	10
11	55	B	Tony HARMAN	Haggispeed Mk10	10	19:04.241	2 laps	1 lap	68.36	1:50.395	10
12	75	C	Richard FRY	Mallock MK.8B	10	19:06.699	2 laps	2.458	68.22	1:51.161	10
13	77	C	Bob YARWOOD	Mallock MK8	10	19:38.120	2 laps	31.421	66.40	1:54.532	5

### FASTEST LAP

9	A	Mark CHARTERIS	Mallock MK 20B Philspeed	12	1:29.521	87.38 mph	140.63 kph
68	B	David FACER	Mallock Mk18BW	11	1:37.582	80.16 mph	129.01 kph
75	C	Richard FRY	Mallock MK.8B	10	1:51.161	70.37 mph	113.25 kph

Weather / Track : Sunny / Dry

These results are provisional until the conclusion of any judicial and technical matters.

Cadwell Park  
Circuit Length = 2.1730 miles  
Start: 17:18 End: 17:38

Clerk of Course :		Timekeeper :
-------------------	--	--------------

**BARC Classic Clubmans Championship**  
**RACE 8 - LAP CHART**

Lap 1			Lap 2			Lap 3			Lap 4			Lap 5		
No	Behind	Laptime	No	Behind	Laptime	No	Behind	Laptime	No	Behind	Laptime	No	Behind	Laptime
9		1:37.373	9		1:30.521	9		1:29.906	9		1:30.080	9		1:33.804
12	2.228	1:39.601	12	3.548	1:31.841	12	6.250	1:32.608	12	7.343	1:31.173	75	1 LAP	1:56.132
5	5.241	1:42.614	5	10.823	1:36.103	5	16.532	1:35.615	5	22.345	1:35.893	12	8.126	1:34.587
68	12.053	1:49.426	38	20.569	1:38.896	38	30.062	1:39.399	38	39.239	1:39.257	55	1 LAP	1:55.547
38	12.194	1:49.567	68	23.006	1:41.474	68	32.150	1:39.050	68	41.141	1:39.071	77	1 LAP	1:56.566
47	14.807	1:52.180	47	26.160	1:41.874	47	36.909	1:40.655	47	47.987	1:41.158	5	24.675	1:36.134
44	17.869	1:55.242	44	30.232	1:42.884	44	42.511	1:42.185	44	56.041	1:43.610	38	43.365	1:37.930
66	18.909	1:56.282	66	32.642	1:44.254	66	47.576	1:44.840	66	1:02.187	1:44.691	68	46.522	1:39.185
10	21.904	1:59.277	10	39.658	1:48.275	10	55.788	1:46.036	10	1:11.438	1:45.730	47	55.959	1:41.776
69	24.157	2:01.530	69	43.805	1:50.169	69	1:02.566	1:48.667	69	1:20.957	1:48.471	44	1:05.285	1:43.048
75	25.011	2:02.384	75	46.821	1:52.331	75	1:11.401	1:54.486				66	1:13.277	1:44.894
55	29.536	2:06.909	55	54.428	1:55.413	55	1:18.901	1:54.379				10	1:22.761	1:45.127
77	30.116	2:07.489	77	58.260	1:58.665	77	1:25.627	1:57.273						

**BARC Classic Clubmans Championship**  
**RACE 8 - LAP CHART**

Lap 6			Lap 7			Lap 8			Lap 9			Lap 10		
No	Behind	Laptime	No	Behind	Laptime	No	Behind	Laptime	No	Behind	Laptime	No	Behind	Laptime
9		1:30.821	9		1:31.098	9		1:29.931	9		1:30.953	9		1:33.474
69	1 LAP	1:47.984	10	1 LAP	1:47.271	44	1 LAP	1:43.291	77	2 LAPS	1:57.819	75	2 LAPS	1:53.736
12	10.965	1:33.660	12	12.261	1:32.394	66	1 LAP	1:44.817	44	1 LAP	1:43.340	55	2 LAPS	1:51.161
75	1 LAP	1:54.196	69	1 LAP	1:47.538	12	13.648	1:31.318	12	14.281	1:31.586	47	1 LAP	1:42.127
5	29.877	1:36.023	5	33.812	1:35.033	10	1 LAP	1:45.941	66	1 LAP	1:44.469	12	12.973	1:32.166
55	1 LAP	1:54.050	75	1 LAP	1:52.920	69	1 LAP	1:46.446	10	1 LAP	1:44.570	44	1 LAP	1:44.584
77	1 LAP	1:54.532	55	1 LAP	1:52.174	5	38.016	1:34.135	5	40.700	1:33.637	77	2 LAPS	1:58.675
38	50.637	1:38.093	38	59.367	1:39.828	38	1:10.917	1:41.481	69	1 LAP	1:46.264	66	1 LAP	1:43.911
68	54.176	1:38.475	68	1:02.734	1:39.656	75	1 LAP	1:53.307	38	1:17.321	1:37.357	5	42.189	1:34.963
47	1:05.690	1:40.552	77	1 LAP	1:55.948	68	1:13.619	1:40.816	68	1:21.462	1:38.796	10	1 LAP	1:43.783
44	1:18.580	1:44.116	47	1:14.407	1:39.815	55	1 LAP	1:52.350				69	1 LAP	1:46.405
66	1:27.025	1:44.569				47	1:26.500	1:42.024				38	1:20.340	1:36.493
												68	1:25.663	1:37.675

**BARC Classic Clubmans Championship**  
**RACE 8 - LAP CHART**

Lap 11			Lap 12		
No	Behind	Laptime	No	Behind	Laptime
9		1:29.878	9		1:29.521
47	1 LAP	1:42.360	68	1 LAP	1:37.582
12	17.263	1:34.168	12	19.836	1:32.094
55	2 LAPS	1:51.863	47	1 LAP	1:46.597
75	2 LAPS	1:56.046	55	2 LAPS	1:50.395
44	1 LAP	1:43.638	75	2 LAPS	1:51.161
5	46.644	1:34.333	5	51.733	1:34.610
66	1 LAP	1:44.135	44	1 LAP	1:43.378
77	2 LAPS	1:55.256	66	1 LAP	1:43.903
10	1 LAP	1:42.632	10	1 LAP	1:42.373
69	1 LAP	1:45.795	77	2 LAPS	1:55.897
38	1:27.516	1:37.054	38	1:35.052	1:37.057
			69	1 LAP	1:46.567