



National Championship Race Meeting

Cadwell Long Circuit

2nd September 2007



Results Provided by MST Sports Timing Ltd
www.msttiming.com

Ace Vehicle Deliveries/ Hillside of Heywood Sports Sals

QUALIFYING - CLASSIFICATION

POS	NO	CL	NAME	NAT	ENTRY	TIME	ON	LAPS	GAP	DIFF	MPH
1	36	A	Michael BLOMFIELD		Ford Sierra	1:33.932	10	12			83.80
2	58	B	Alastair CHALMERS		Caterham R400	1:35.838	6	12	1.906	1.906	82.13
3	72	E	Mark PRIMETT		Banks Europa	1:35.872	11	12	1.940	0.034	82.10
4	53	D	Paul DOBSON		Mazda RX7	1:36.969	7	8	3.037	1.097	81.17
5	23	C	Tim EVANS		Honda Phoenix	1:37.480	11	12	3.548	0.511	80.75
6	28	C	Peter ISHERWOOD		Sylva Phoenix	1:37.527	10	11	3.595	0.047	80.71
7	38	B	Kevin CRYER		Caterham Seven	1:38.910	10	12	4.978	1.383	79.58
8	12	E	Dennis CROMPTON		BMW E30 M3	1:39.340	7	11	5.408	0.430	79.24
9	70	A	Richard WINTER		Banks Europa 62 GTR	1:39.355	9	10	5.423	0.015	79.22
10	55	B	Chris MARIES		Westfield Zetec	1:39.438	5	9	5.506	0.083	79.16
11	63	B	Robert CHALMERS		Caterham R400	1:40.464	11	12	6.532	1.026	78.35
12	47	C	Robert GOUGH		Mini Z Cars	1:42.370	7	8	8.438	1.906	76.89
13	91	C	Chris ALLANSON		Mini V Tec	1:42.997	4	8	9.065	0.627	76.42
14	99	E	Andrew WILSON		Austin Healey Sprite	1:43.466	7	7	9.534	0.469	76.08
15	11	F	Chris BRUNEY		Caterham Mega Grad	1:45.115	11	11	11.183	1.649	74.88
16	62	C	Paul SAMPSON		Suzuki SC100	1:46.991	3	3	13.059	1.876	73.57
17	92	B	Graham WYNN		Z-Cars Monte Carlo	1:50.285	7	7	16.353	3.294	71.37
18	34	F	Phil HALL		Banks Europa	1:57.309	7	10	23.377	7.024	67.10
19	37	E	Brian ALLEN		Ford Fiesta XR2i	1:58.863	6	10	24.931	1.554	66.22
20	40	C	John ROBERTS		Fisher Fury	2:02.590	1	1	28.658	3.727	64.21
21	74	E	Nick PAKES		Banks Europa	2:09.425	1	2	35.493	6.835	60.82

Weather / Track : Cloudy / Dry

These results are provisional until the conclusion of any judicial and technical matters.

Cadwell
 Circuit Length = 2.1866 miles
 Start: 10:38 End: 11:00

Clerk of Course :		Timekeeper :
-------------------	--	--------------

Ace Vehicle Deliveries/ Hillside of Heywood Sports Sals

QUALIFYING - LAP ANALYSIS

11	Chris BRUNEY		Caterham Mega Grad				
1 -	2:05.077	+ 19.962	10:42:01.314	7	1:46.076	+ 0.961	10:52:49.093
2 -	1:53.479	+ 8.364	10:43:54.793	8	1:46.156	+ 1.041	10:54:35.249
3 -	1:50.298	+ 5.183	10:45:45.091	9	1:46.972	+ 1.857	10:56:22.221
4 -	1:46.155	+ 1.040	10:47:31.246	10	1:47.427	+ 2.312	10:58:09.648
5 -	1:45.221	+ 0.106	10:49:16.467	11	1:45.115		10:59:54.763
6 -	1:46.550	+ 1.435	10:51:03.017				
12	Dennis CROMPTON		BMW E30 M3				
1 -	2:00.314	+ 20.974	10:41:50.329	7	1:39.340		10:52:06.553
2 -	1:46.794	+ 7.454	10:43:37.123	8	1:43.648	+ 4.308	10:53:50.201
3 -	1:43.805	+ 4.465	10:45:20.928	9	1:52.264	+ 12.924	10:55:42.465
4 -	1:45.400	+ 6.060	10:47:06.328	10	2:07.629	+ 28.289	10:57:50.094
5 -	1:39.819	+ 0.479	10:48:46.147	11	1:42.722	+ 3.382	10:59:32.816
6 -	1:41.066	+ 1.726	10:50:27.213				
23	Tim EVANS		Honda Phoenix				
1 -	1:59.428	+ 21.948	10:41:50.769	7	1:41.122	+ 3.642	10:51:55.260
2 -	1:42.789	+ 5.309	10:43:33.558	8	1:40.702	+ 3.222	10:53:35.962
3 -	1:43.193	+ 5.713	10:45:16.751	9	1:37.680	+ 0.200	10:55:13.642
4 -	1:39.348	+ 1.868	10:46:56.099	10	1:37.491	+ 0.011	10:56:51.133
5 -	1:39.484	+ 2.004	10:48:35.583	11	1:37.480		10:58:28.613
6 -	1:38.555	+ 1.075	10:50:14.138	12	1:38.202	+ 0.722	11:00:06.815
28	Peter ISHERWOOD		Sylva Phoenix				
1 -	2:00.656	+ 23.129	10:41:51.633	7	1:45.325	+ 7.798	10:52:04.095
2 -	1:46.317	+ 8.790	10:43:37.950	8	1:44.273	+ 6.746	10:53:48.368
3 -	1:39.863	+ 2.336	10:45:17.813	9	1:50.778	+ 13.251	10:55:39.146
4 -	1:41.400	+ 3.873	10:46:59.213	10	1:37.527		10:57:16.673
5 -	1:38.788	+ 1.261	10:48:38.001	11	1:37.634	+ 0.107	10:58:54.307
6 -	1:40.769	+ 3.242	10:50:18.770				
34	Phil HALL		Banks Europa				
1 -	2:15.538	+ 18.229	10:42:11.382	6	1:59.073	+ 1.764	10:52:26.580
2 -	2:11.950	+ 14.641	10:44:23.332	7	1:57.309		10:54:23.889
3 -	2:01.275	+ 3.966	10:46:24.607	8	1:59.933	+ 2.624	10:56:23.822
4 -	2:00.494	+ 3.185	10:48:25.101	9	1:57.465	+ 0.156	10:58:21.287
5 -	2:02.406	+ 5.097	10:50:27.507	10	1:57.763	+ 0.454	11:00:19.050
36	Michael BLOMFIELD		Ford Sierra				
1 -	2:09.605	+ 35.673	10:42:12.612	7	1:35.378	+ 1.446	10:52:20.594
2 -	1:50.893	+ 16.961	10:44:03.505	8	1:36.323	+ 2.391	10:53:56.917
3 -	1:48.638	+ 14.706	10:45:52.143	9	1:35.537	+ 1.605	10:55:32.454
4 -	1:41.835	+ 7.903	10:47:33.978	10	1:33.932		10:57:06.386
5 -	1:36.224	+ 2.292	10:49:10.202	11	1:34.097	+ 0.165	10:58:40.483
6 -	1:35.014	+ 1.082	10:50:45.216	12	1:34.146	+ 0.214	11:00:14.629
37	Brian ALLEN		Ford Fiesta XR2i				
1 -	2:06.126	+ 7.263	10:41:45.133	6	1:58.863		10:51:51.559
2 -	2:03.167	+ 4.304	10:43:48.300	7	2:05.715	+ 6.852	10:53:57.274
3 -	2:00.827	+ 1.964	10:45:49.127	8	1:58.947	+ 0.084	10:55:56.221
4 -	2:03.338	+ 4.475	10:47:52.465	9	2:02.191	+ 3.328	10:57:58.412
5 -	2:00.231	+ 1.368	10:49:52.696	10	1:59.645	+ 0.782	10:59:58.057
38	Kevin CRYER		Caterham Seven				
1 -	2:03.132	+ 24.222	10:41:44.798	7	1:44.242	+ 5.332	10:52:02.311
2 -	1:46.581	+ 7.671	10:43:31.379	8	1:40.004	+ 1.094	10:53:42.315
3 -	1:42.888	+ 3.978	10:45:14.267	9	1:41.019	+ 2.109	10:55:23.334
4 -	1:41.588	+ 2.678	10:46:55.855	10	1:38.910		10:57:02.244
5 -	1:40.860	+ 1.950	10:48:36.715	11	1:41.015	+ 2.105	10:58:43.259
6 -	1:41.354	+ 2.444	10:50:18.069	12	1:39.783	+ 0.873	11:00:23.042

Cadwell
 Circuit Length = 2.1866 miles
 Start: 10:38 End: 11:00

Weather / Track : Cloudy / Dry

Ace Vehicle Deliveries/ Hillside of Heywood Sports Sals

QUALIFYING - LAP ANALYSIS

40	John ROBERTS		Fisher Fury				
1 -	2:02.590		10:42:00.906				
47	Robert GOUGH		Mini Z Cars				
1 -	1:58.938	+ 16.568	10:41:38.476	5	1:43.710	+ 1.340	10:48:42.549
2 -	1:49.526	+ 7.156	10:43:28.002	6	1:44.573	+ 2.203	10:50:27.122
3 -	1:45.049	+ 2.679	10:45:13.051	7	1:42.370		10:52:09.492
4 -	1:45.788	+ 3.418	10:46:58.839	8	1:47.308	+ 4.938	10:53:56.800
53	Paul DOBSON		Mazda RX7				
1 -	2:08.824	+ 31.855	10:42:16.164	5	1:39.514	+ 2.545	10:49:06.567
2 -	1:48.155	+ 11.186	10:44:04.319	6	2:00.460	+ 23.491	10:51:07.027
3 -	1:44.030	+ 7.061	10:45:48.349	7	1:36.969		10:52:43.996
4 -	1:38.704	+ 1.735	10:47:27.053	8	1:39.321	+ 2.352	10:54:23.317
55	Chris MARIES		Westfield Zetec				
1 -	1:51.169	+ 11.731	10:41:54.872	6	1:39.622	+ 0.184	10:50:19.646
2 -	1:42.950	+ 3.512	10:43:37.822	7	1:43.140	+ 3.702	10:52:02.786
3 -	1:41.695	+ 2.257	10:45:19.517	8	1:41.237	+ 1.799	10:53:44.023
4 -	1:41.069	+ 1.631	10:47:00.586	9	1:40.334	+ 0.896	10:55:24.357
5 -	1:39.438		10:48:40.024				
58	Alastair CHALMERS		Caterham R400				
1 -	1:49.474	+ 13.636	10:41:19.394	7	1:35.874	+ 0.036	10:51:13.125
2 -	1:46.046	+ 10.208	10:43:05.440	8	1:36.444	+ 0.606	10:52:49.569
3 -	1:41.184	+ 5.346	10:44:46.624	9	1:36.326	+ 0.488	10:54:25.895
4 -	1:38.052	+ 2.214	10:46:24.676	10	1:36.054	+ 0.216	10:56:01.949
5 -	1:36.737	+ 0.899	10:48:01.413	11	1:36.393	+ 0.555	10:57:38.342
6 -	1:35.838		10:49:37.251	12	1:36.827	+ 0.989	10:59:15.169
62	Paul SAMPSON		Suzuki SC100				
1 -	1:59.968	+ 12.977	10:41:40.473	3	1:46.991		10:45:16.868
2 -	1:49.404	+ 2.413	10:43:29.877				
63	Robert CHALMERS		Caterham R400				
1 -	1:49.802	+ 9.338	10:41:20.502	7	1:42.648	+ 2.184	10:51:43.489
2 -	1:45.733	+ 5.269	10:43:06.235	8	1:42.788	+ 2.324	10:53:26.277
3 -	1:43.550	+ 3.086	10:44:49.785	9	1:42.399	+ 1.935	10:55:08.676
4 -	1:44.993	+ 4.529	10:46:34.778	10	1:42.540	+ 2.076	10:56:51.216
5 -	1:43.341	+ 2.877	10:48:18.119	11	1:40.464		10:58:31.680
6 -	1:42.722	+ 2.258	10:50:00.841	12	1:48.027	+ 7.563	11:00:19.707
70	Richard WINTER		Banks Europa 62 GTR				
1 -	2:08.510	+ 29.155	10:42:16.852	6	1:40.848	+ 1.493	10:50:57.552
2 -	1:53.504	+ 14.149	10:44:10.356	7	1:40.550	+ 1.195	10:52:38.102
3 -	1:43.357	+ 4.002	10:45:53.713	8	1:39.357	+ 0.002	10:54:17.459
4 -	1:42.500	+ 3.145	10:47:36.213	9	1:39.355		10:55:56.814
5 -	1:40.491	+ 1.136	10:49:16.704	10	1:44.998	+ 5.643	10:57:41.812
72	Mark PRIMETT		Banks Europa				
1 -	1:59.202	+ 23.330	10:41:45.194	7	1:39.638	+ 3.766	10:51:55.297
2 -	1:47.795	+ 11.923	10:43:32.989	8	1:39.682	+ 3.810	10:53:34.979
3 -	1:43.941	+ 8.069	10:45:16.930	9	1:37.668	+ 1.796	10:55:12.647
4 -	1:41.739	+ 5.867	10:46:58.669	10	1:36.467	+ 0.595	10:56:49.114
5 -	1:38.083	+ 2.211	10:48:36.752	11	1:35.872		10:58:24.986
6 -	1:38.907	+ 3.035	10:50:15.659	12	1:39.076	+ 3.204	11:00:04.062
74	Nick PAKES		Banks Europa				
1 -	2:09.425		10:42:13.818	2	2:09.722	+ 0.297	10:44:23.540
91	Chris ALLANSON		Mini V Tec				
1 -	1:53.074	+ 10.077	10:41:26.361	5	1:45.305	+ 2.308	10:48:24.623

Cadwell
Circuit Length = 2.1866 miles
Start: 10:38 End: 11:00

Weather / Track : Cloudy / Dry


Ace Vehicle Deliveries/ Hillside of Heywood Sports Sals

QUALIFYING - LAP ANALYSIS

2 -	1:45.619	+ 2.622	10:43:11.980	6	1:43.765	+ 0.768	10:50:08.388
3 -	1:44.341	+ 1.344	10:44:56.321	7	1:46.387	+ 3.390	10:51:54.775
4 -	1:42.997		10:46:39.318	8	1:45.166	+ 2.169	10:53:39.941
92	Graham WYNN			Z-Cars Monte Carlo			
1 -	2:09.518	+ 19.233	10:42:16.318	5	1:52.343	+ 2.058	10:50:07.421
2 -	2:07.669	+ 17.384	10:44:23.987	6	1:55.125	+ 4.840	10:52:02.546
3 -	1:55.084	+ 4.799	10:46:19.071	7	1:50.285		10:53:52.831
4 -	1:56.007	+ 5.722	10:48:15.078				
99	Andrew WILSON			Austin Healey Sprite			
1 -	2:10.413	+ 26.947	10:42:12.088	5	1:44.985	+ 1.519	10:49:32.550
2 -	2:00.724	+ 17.258	10:44:12.812	6	1:44.277	+ 0.811	10:51:16.827
3 -	1:48.197	+ 4.731	10:46:01.009	7	1:43.466		10:53:00.293
4 -	1:46.556	+ 3.090	10:47:47.565				

Ace Vehicle Deliveries/ Hillside of Heywood Sports Sals

RACE 1 - GRID


ROW 11		2:09.425 74 Nick PAKES
ROW 10	2:02.590 40 John ROBERTS	1:58.863 37 Brian ALLEN
ROW 9	1:57.309 34 Phil HALL	1:50.285 92 Graham WYNN
ROW 8	1:46.991 62 Paul SAMPSON	1:45.115 11 Chris BRUNEY
ROW 7	1:43.466 99 Andrew WILSON	1:42.997 91 Chris ALLANSON
ROW 6	1:42.370 47 Robert GOUGH	1:40.464 63 Robert CHALMERS
ROW 5	1:39.438 55 Chris MARIES	1:39.355 70 Richard WINTER
ROW 4	1:39.340 12 Dennis CROMPTON	1:38.910 38 Kevin CRYER
ROW 3	1:37.527 28 Peter ISHERWOOD	1:37.480 23 Tim EVANS
ROW 2	1:36.969 53 Paul DOBSON	1:35.872 72 Mark PRIMETT
ROW 1	1:35.838 58 Alastair CHALMERS	1:33.932 36 Michael BLOMFIELD
Pole		
		

Weather / Track : Cloudy / Dry

Cadwell
Circuit Length = 2.1866 miles

Clerk of Course :		Timekeeper :

Ace Vehicle Deliveries/ Hillside of Heywood Sports Sals
RACE 1 - GRID Re Start

ROW 9	1:58.863 37 Brian ALLEN	74 Nick PAKES
ROW 8	34 Phil HALL	92 Graham WYNN
ROW 7	99 Andrew WILSON	11 Chris BRUNEY
ROW 6	62 Paul SAMPSON	47 Robert GOUGH
ROW 5	91 Chris ALLANSON	63 Robert CHALMERS
ROW 4	38 Kevin CRYER	70 Richard WINTER
ROW 3	12 Dennis CROMPTON	28 Peter ISHERWOOD
ROW 2	23 Tim EVANS	53 Paul DOBSON
ROW 1	72 Mark PRIMETT	58 Alastair CHALMERS
Pole		
		

Weather / Track : Cloudy / Dry

Cadwell
 Circuit Length = 2.1717 miles

Clerk of Course :		Timekeeper :

Ace Vehicle Deliveries/ Hillside of Heywood Sports Sals

RACE 1 RESTART - CLASSIFICATION

POS	NO	CL	NAME	NAT	ENTRY	LAPS	TIME	GAP	DIFF	MPH	BEST	ON
1	58	B	Alastair CHALMERS		Caterham R400	10	16:15.031			80.18	1:35.368	2
2	72	E	Mark PRIMETT		Banks Europa	10	16:15.968	0.937	0.937	80.10	1:35.720	5
3	53	D	Paul DOBSON		Mazda RX7	10	16:16.097	1.066	0.129	80.09	1:35.808	2
4	23	C	Tim EVANS		Honda Phoenix	10	16:22.554	7.523	6.457	79.56	1:36.679	5
5	38	B	Kevin CRYER		Caterham Seven	10	16:44.597	29.566	22.043	77.82	1:38.146	4
6	91	C	Chris ALLANSON		Mini V Tec	10	17:03.564	48.533	18.967	76.38	1:40.691	5
7	47	C	Robert GOUGH		Mini Z Cars	10	17:04.355	49.324	0.791	76.32	1:40.401	10
8	63	B	Robert CHALMERS		Caterham R400	10	17:14.404	59.373	10.049	75.58	1:38.901	4
9	11	F	Chris BRUNEY		Caterham Mega Grad	10	17:41.515	1:26.484	27.111	73.65	1:43.918	9
10	74	E	Nick PAKES		Banks Europa	9	16:34.363	1 lap	1 lap	70.76	1:46.715	6
11	92	B	Graham WYNN		Z-Cars Monte Carlo	9	16:51.923	1 lap	17.560	69.53	1:49.954	4
12	34	F	Phil HALL		Banks Europa	9	17:20.812	1 lap	28.889	67.60	1:53.547	9
13	37	E	Brian ALLEN		Ford Fiesta XR2i	9	18:10.322	1 lap	49.510	64.53	1:57.901	2

NOT CLASSIFIED

DNF	12	E	Dennis CROMPTON		BMW E30 M3	8	13:24.082	2 laps	1 lap	77.78	1:38.372	6
DNF	62	C	Paul SAMPSON		Suzuki SC100	4	7:32.883	6 laps	4 laps	69.05	1:49.228	2
DNF	99	E	Andrew WILSON		Austin Healey Sprite	2	3:42.535	8 laps	2 laps	70.26	1:44.685	2

FASTEST LAP

11	F	Chris BRUNEY		Caterham Mega Grad	9	1:43.918	75.23 mph	121.07 kph
72	E	Mark PRIMETT		Banks Europa	5	1:35.720	81.67 mph	131.44 kph
23	C	Tim EVANS		Honda Phoenix	5	1:36.679	80.86 mph	130.14 kph
58	B	Alastair CHALMERS		Caterham R400	2	1:35.368	81.97 mph	131.93 kph
53	D	Paul DOBSON		Mazda RX7	2	1:35.808	81.60 mph	131.32 kph

Weather / Track : Cloudy / Dry

These results are provisional until the conclusion of any judicial and technical matters.

Cadwell
Circuit Length = 2.1717 miles
Start: 13:56 End: 14:15

Clerk of Course :	Timekeeper :
-------------------	--------------

Ace Vehicle Deliveries/ Hillside of Heywood Sports Sals

RACE 1 RESTART - LAP CHART

Lap 1			Lap 2			Lap 3			Lap 4			Lap 5		
No	Behind	Laptime	No	Behind	Laptime	No	Behind	Laptime	No	Behind	Laptime	No	Behind	Laptime
58		1:39.635	58		1:35.368	53		1:36.000	53		1:37.955	53		1:37.148
53	0.654	1:39.562	53	1.094	1:35.808	58	0.850	1:37.944	58	0.279	1:37.384	58	0.336	1:37.205
72	2.547	1:41.879	72	4.503	1:37.324	72	3.597	1:36.188	72	2.455	1:36.813	72	1.027	1:35.720
23	3.733	1:42.237	23	5.528	1:37.163	23	5.175	1:36.741	23	3.923	1:36.703	23	3.454	1:36.679
91	5.006	1:42.655	91	10.618	1:40.980	12	13.439	1:39.528	12	14.606	1:39.122	63	16.708	1:39.035
12	5.739	1:43.810	12	11.005	1:40.634	63	13.875	1:39.502	63	14.821	1:38.901	12	17.429	1:39.971
63	6.353	1:43.601	63	11.467	1:40.482	91	15.153	1:41.629	38	15.977	1:38.146	38	17.942	1:39.113
38	6.834	1:44.479	38	11.735	1:40.269	38	15.786	1:41.145	91	18.520	1:41.322	91	22.063	1:40.691
47	8.704	1:45.099	47	15.999	1:42.663	47	20.987	1:42.082	47	24.834	1:41.802	47	28.825	1:41.139
11	12.065	1:48.082	11	23.180	1:46.483	11	32.274	1:46.188	11	40.508	1:46.189	11	49.352	1:45.992
99	16.466	1:51.451	99	25.783	1:44.685	62	49.065	1:51.037	62	1:01.082	1:49.972	74	1:15.230	1:47.902
92	18.750	1:54.457	92	34.634	1:51.252	92	51.239	1:53.699	92	1:03.238	1:49.954	92	1:17.442	1:51.352
74	19.607	1:54.615	62	35.122	1:49.228	74	52.028	1:52.019	74	1:04.476	1:50.403	34	1:33.299	1:56.462
34	21.195	1:55.797	74	37.103	1:52.864	34	57.265	1:54.598	34	1:13.985	1:54.675			
62	21.262	1:53.264	34	39.761	1:53.934	37	1:10.728	1:58.856	37	1:32.651	1:59.878			
37	26.433	2:00.340	37	48.966	1:57.901									

Ace Vehicle Deliveries/ Hillside of Heywood Sports Sals

RACE 1 RESTART - LAP CHART

Lap 6			Lap 7			Lap 8			Lap 9			Lap 10		
No	Behind	Laptime	No	Behind	Laptime	No	Behind	Laptime	No	Behind	Laptime	No	Behind	Laptime
53		1:37.702	53		1:37.102	53		1:37.717	53		1:36.792	58		1:36.409
58	0.631	1:37.997	58	0.333	1:36.804	58	0.330	1:37.714	58	0.360	1:36.822	72	0.937	1:36.943
72	1.377	1:38.052	72	0.872	1:36.597	72	0.455	1:37.300	72	0.763	1:37.100	53	1.066	1:37.835
23	2.682	1:36.930	23	2.914	1:37.334	23	2.988	1:37.791	23	3.612	1:37.416	23	7.523	1:40.680
12	18.099	1:38.372	34	1 LAP	1:55.542	92	1 LAP	1:52.665	74	1 LAP	1:48.681	74	1 LAP	1:47.828
38	18.956	1:38.716	12	20.670	1:39.673	12	22.612	1:39.659	92	1 LAP	1:50.692	38	29.566	1:40.599
37	1 LAP	2:03.359	38	21.002	1:39.148	38	22.770	1:39.485	38	25.736	1:39.758	92	1 LAP	1:50.956
91	25.457	1:41.096	91	31.407	1:43.052	34	1 LAP	1:54.672	91	44.460	1:41.845	91	48.533	1:40.842
47	32.681	1:41.558	47	37.064	1:41.485	91	39.407	1:45.717	47	45.692	1:41.874	47	49.324	1:40.401
63	49.002	2:09.996	37	1 LAP	2:00.462	47	40.610	1:41.263	34	1 LAP	1:54.803	63	59.373	1:38.916
11	56.387	1:44.737	63	52.175	1:40.275	63	54.052	1:39.594	63	57.226	1:39.966	34	1 LAP	1:53.547
74	1:24.243	1:46.715	11	1:03.847	1:44.562	37	1 LAP	2:01.810	11	1:18.290	1:43.918	11	1:26.484	1:44.963
92	1:30.959	1:51.219	74	1:34.101	1:46.960	11	1:11.164	1:45.034	37	1 LAP	2:01.257	37	1 LAP	1:58.982

BOOKATRACK.com Caterham Super Graduates
QUALIFYING - CLASSIFICATION

POS	NO	CL	NAME	ENTRY	TIME	ON	LAPS	GAP	DIFF	MPH
1	103		Andrew ENNIS	Caterham	1:41.424	6	11			77.61
2	108		Hugh SMITH	Caterham	1:41.469	7	12	0.045	0.045	77.57
3	122		James SIBBET	Caterham	1:41.798	3	12	0.374	0.329	77.32
4	109		Mark GREGORY	Caterham	1:41.876	9	12	0.452	0.078	77.26
5	164		Andrew SMITH	Caterham	1:42.189	9	12	0.765	0.313	77.03
6	105		Andrew VICKERS	Caterham	1:42.244	9	11	0.820	0.055	76.99
7	113		Damon ROSAMOND	Caterham	1:43.238	10	11	1.814	0.994	76.24
8	110		Ben ROCKEY	Caterham	1:43.249	11	11	1.825	0.011	76.24
9	118		Michael ROWLAND	Caterham	1:43.354	5	11	1.930	0.105	76.16
10	173		Oliver BENJAMIN	Caterham	1:43.379	3	11	1.955	0.025	76.14
11	129		Kenny YOUNG	Caterham	1:43.428	9	11	2.004	0.049	76.10
12	111		John WATSON	Caterham	1:43.859	8	11	2.435	0.431	75.79
13	147		Mohammed KHAN	Caterham	1:44.401	9	11	2.977	0.542	75.39
14	166		Charles ELLIOTT	Caterham	1:44.405	10	11	2.981	0.004	75.39
15	140		John PENNINGTON	Caterham	1:44.836	3	7	3.412	0.431	75.08
16	199		Simon FLETCHER	Caterham	1:44.895	4	11	3.471	0.059	75.04
17	131		Colin JARDINE	Caterham	1:45.059	10	11	3.635	0.164	74.92
18	126		Andy SKINNER	Caterham	1:45.071	4	5	3.647	0.012	74.91
19	174		William BENJAMIN	Caterham	1:45.530	6	11	4.106	0.459	74.59
20	133		Bill HOMBERSLEY	Caterham	1:46.052	10	11	4.628	0.522	74.22
21	134		Yolande HUMPHREYS	Caterham	1:47.856	8	10	6.432	1.804	72.98
22	132		Martin GEE	Caterham	1:48.606	8	11	7.182	0.750	72.48
23	146		Nick PANCISI	Caterham	1:52.886	8	10	11.462	4.280	69.73
24	161		James THORPE	Caterham	1:53.635	9	10	12.211	0.749	69.27

Cars 126 and 140 - Transponders not working

Weather / Track : Cloudy / Dry

These results are provisional until the conclusion of any judicial and technical matters.

Cadwell
 Circuit Length = 2.1866 miles
 Start: 09:14 End: 09:39

Clerk of Course :		Timekeeper :
-------------------	--	--------------

BOOKATRACK.com Caterham Super Graduates
QUALIFYING - LAP ANALYSIS

103	Andrew ENNIS		Caterham				
1 -	2:10.228 P	+ 28.804	9:17:42.570	7	1:42.809 P	+ 1.385	9:28:05.886
2 -	1:43.509 P	+ 2.085	9:19:26.079	8	1:41.649 P	+ 0.225	9:29:47.535
3 -	1:41.985 P	+ 0.561	9:21:08.064	9	1:42.558 P	+ 1.134	9:31:30.093
4 -	1:42.942 P	+ 1.518	9:22:51.006	10	1:41.432 P	+ 0.008	9:33:11.525
5 -	1:50.647 P	+ 9.223	9:24:41.653	11	1:45.769 P	+ 4.345	9:34:57.294
6 -	1:41.424 P		9:26:23.077				
105	Andrew VICKERS		Caterham				
1 -	1:48.422 P	+ 6.178	9:16:28.543	7	1:44.251 P	+ 2.007	9:26:49.374
2 -	1:43.090 P	+ 0.846	9:18:11.633	8	1:42.582 P	+ 0.338	9:28:31.956
3 -	1:43.111 P	+ 0.867	9:19:54.744	9	1:42.244 P		9:30:14.200
4 -	1:44.163 P	+ 1.919	9:21:38.907	10	1:43.762 P	+ 1.518	9:31:57.962
5 -	1:43.649 P	+ 1.405	9:23:22.556	11	1:53.416 P	+ 11.172	9:33:51.378
6 -	1:42.567 P	+ 0.323	9:25:05.123				
108	Hugh SMITH		Caterham				
1 -	1:50.376 P	+ 8.907	9:16:36.398	7	1:41.469 P		9:26:53.400
2 -	1:43.384 P	+ 1.915	9:18:19.782	8	1:44.274 P	+ 2.805	9:28:37.674
3 -	1:42.023 P	+ 0.554	9:20:01.805	9	1:42.691 P	+ 1.222	9:30:20.365
4 -	1:43.316 P	+ 1.847	9:21:45.121	10	1:43.748 P	+ 2.279	9:32:04.113
5 -	1:43.973 P	+ 2.504	9:23:29.094	11	1:44.801 P	+ 3.332	9:33:48.914
6 -	1:42.837 P	+ 1.368	9:25:11.931	12	1:54.745 P	+ 13.276	9:35:43.659
109	Mark GREGORY		Caterham				
1 -	1:48.360 P	+ 6.484	9:16:26.178	7	1:42.598 P	+ 0.722	9:26:47.249
2 -	1:44.407 P	+ 2.531	9:18:10.585	8	1:45.664 P	+ 3.788	9:28:32.913
3 -	1:43.471 P	+ 1.595	9:19:54.056	9	1:41.876 P		9:30:14.789
4 -	1:43.288 P	+ 1.412	9:21:37.344	10	1:44.697 P	+ 2.821	9:31:59.486
5 -	1:44.542 P	+ 2.666	9:23:21.886	11	1:42.929 P	+ 1.053	9:33:42.415
6 -	1:42.765 P	+ 0.889	9:25:04.651	12	1:45.512 P	+ 3.636	9:35:27.927
110	Ben ROCKEY		Caterham				
1 -	1:53.993 P	+ 10.744	9:16:47.900	7	1:43.660 P	+ 0.411	9:27:18.951
2 -	1:45.988 P	+ 2.739	9:18:33.888	8	1:45.201 P	+ 1.952	9:29:04.152
3 -	1:45.191 P	+ 1.942	9:20:19.079	9	1:43.299 P	+ 0.050	9:30:47.451
4 -	1:45.230 P	+ 1.981	9:22:04.309	10	1:44.403 P	+ 1.154	9:32:31.854
5 -	1:45.681 P	+ 2.432	9:23:49.990	11	1:43.249 P		9:34:15.103
6 -	1:45.301 P	+ 2.052	9:25:35.291				
111	John WATSON		Caterham				
1 -	2:16.574 P	+ 32.715	9:17:36.476	7	1:44.797 P	+ 0.938	9:28:12.864
2 -	1:49.335 P	+ 5.476	9:19:25.811	8	1:43.859 P		9:29:56.723
3 -	1:45.673 P	+ 1.814	9:21:11.484	9	1:44.002 P	+ 0.143	9:31:40.725
4 -	1:46.068 P	+ 2.209	9:22:57.552	10	1:46.468 P	+ 2.609	9:33:27.193
5 -	1:46.139 P	+ 2.280	9:24:43.691	11	1:46.533 P	+ 2.674	9:35:13.726
6 -	1:44.376 P	+ 0.517	9:26:28.067				
113	Damon ROSAMOND		Caterham				
1 -	1:50.917 P	+ 7.679	9:16:37.621	7	1:44.633 P	+ 1.395	9:27:09.279
2 -	1:46.155 P	+ 2.917	9:18:23.776	8	1:44.785 P	+ 1.547	9:28:54.064
3 -	1:44.844 P	+ 1.606	9:20:08.620	9	1:45.044 P	+ 1.806	9:30:39.108
4 -	1:46.140 P	+ 2.902	9:21:54.760	10	1:43.238 P		9:32:22.346
5 -	1:44.701 P	+ 1.463	9:23:39.461	11	1:44.409 P	+ 1.171	9:34:06.755
6 -	1:45.185 P	+ 1.947	9:25:24.646				
118	Michael ROWLAND		Caterham				
1 -	1:49.327 P	+ 5.973	9:16:29.942	7	1:44.856 P	+ 1.502	9:26:59.165
2 -	1:46.309 P	+ 2.955	9:18:16.251	8	1:46.486 P	+ 3.132	9:28:45.651
3 -	1:44.957 P	+ 1.603	9:20:01.208	9	1:52.015 P	+ 8.661	9:30:37.666
4 -	1:45.286 P	+ 1.932	9:21:46.494	10	1:46.584 P	+ 3.230	9:32:24.250
5 -	1:43.354 P		9:23:29.848	11	1:43.517 P	+ 0.163	9:34:07.767
6 -	1:44.461 P	+ 1.107	9:25:14.309				

Cadwell
 Circuit Length = 2.1866 miles
 Start: 09:14 End: 09:39

Weather / Track : Cloudy / Dry

BOOKATRACK.com Caterham Super Graduates
QUALIFYING - LAP ANALYSIS

122	James SIBBET						Caterham	
1 -	1:49.105 P	+ 7.307	9:16:37.790	7	1:41.798 P		9:26:52.371	
2 -	1:43.010 P	+ 1.212	9:18:20.800	8	1:50.692 P	+ 8.894	9:28:43.063	
3 -	1:41.798 P		9:20:02.598	9	1:41.804 P	+ 0.006	9:30:24.867	
4 -	1:42.932 P	+ 1.134	9:21:45.530	10	1:42.576 P	+ 0.778	9:32:07.443	
5 -	1:43.201 P	+ 1.403	9:23:28.731	11	1:42.026 P	+ 0.228	9:33:49.469	
6 -	1:41.842 P	+ 0.044	9:25:10.573	12	1:45.989 P	+ 4.191	9:35:35.458	
126	Andy SKINNER						Caterham	
1 -	1:49.240 P	+ 4.169	9:18:46.198	4	1:45.071 P		9:25:49.794	
2 -	3:17.016 P	+ 1:31.945	9:22:03.214	5	3:30.276 P	+ 1:45.205	9:29:20.070	
3 -	2:01.509 P	+ 16.438	9:24:04.723					
129	Kenny YOUNG						Caterham	
1 -	1:54.258 P	+ 10.830	9:16:45.461	7	1:45.377 P	+ 1.949	9:27:24.550	
2 -	1:47.340 P	+ 3.912	9:18:32.801	8	1:45.020 P	+ 1.592	9:29:09.570	
3 -	1:47.341 P	+ 3.913	9:20:20.142	9	1:43.428 P		9:30:52.998	
4 -	1:46.999 P	+ 3.571	9:22:07.141	10	1:43.966 P	+ 0.538	9:32:36.964	
5 -	1:47.182 P	+ 3.754	9:23:54.323	11	1:43.597 P	+ 0.169	9:34:20.561	
6 -	1:44.850 P	+ 1.422	9:25:39.173					
131	Colin JARDINE						Caterham	
1 -	1:52.402 P	+ 7.343	9:16:52.515	7	1:47.636 P	+ 2.577	9:27:51.385	
2 -	1:49.720 P	+ 4.661	9:18:42.235	8	1:52.418 P	+ 7.359	9:29:43.803	
3 -	1:47.801 P	+ 2.742	9:20:30.036	9	1:46.164 P	+ 1.105	9:31:29.967	
4 -	1:46.645 P	+ 1.586	9:22:16.681	10	1:45.059 P		9:33:15.026	
5 -	1:46.316 P	+ 1.257	9:24:02.997	11	1:49.322 P	+ 4.263	9:35:04.348	
6 -	2:00.752 P	+ 15.693	9:26:03.749					
132	Martin GEE						Caterham	
1 -	2:07.970 P	+ 19.364	9:17:19.561	7	1:49.613 P	+ 1.007	9:28:21.133	
2 -	1:51.739 P	+ 3.133	9:19:11.300	8	1:48.606 P		9:30:09.739	
3 -	1:50.076 P	+ 1.470	9:21:01.376	9	1:52.839 P	+ 4.233	9:32:02.578	
4 -	1:48.760 P	+ 0.154	9:22:50.136	10	1:51.425 P	+ 2.819	9:33:54.003	
5 -	1:52.451 P	+ 3.845	9:24:42.587	11	1:52.853 P	+ 4.247	9:35:46.856	
6 -	1:48.933 P	+ 0.327	9:26:31.520					
133	Bill HOMBERSLEY						Caterham	
1 -	1:56.966 P	+ 10.914	9:17:06.926	7	1:47.706 P	+ 1.654	9:28:05.710	
2 -	1:52.134 P	+ 6.082	9:18:59.060	8	1:47.307 P	+ 1.255	9:29:53.017	
3 -	1:49.929 P	+ 3.877	9:20:48.989	9	1:46.253 P	+ 0.201	9:31:39.270	
4 -	1:51.616 P	+ 5.564	9:22:40.605	10	1:46.052 P		9:33:25.322	
5 -	1:49.388 P	+ 3.336	9:24:29.993	11	1:47.382 P	+ 1.330	9:35:12.704	
6 -	1:48.011 P	+ 1.959	9:26:18.004					
134	Yolande HUMPHREYS						Caterham	
1 -	1:57.704 P	+ 9.848	9:17:00.494	6	1:47.871 P	+ 0.015	9:26:20.275	
2 -	1:53.455 P	+ 5.599	9:18:53.949	7	1:48.208 P	+ 0.352	9:28:08.483	
3 -	1:54.052 P	+ 6.196	9:20:48.001	8	1:47.856 P		9:29:56.339	
4 -	1:54.011 P	+ 6.155	9:22:42.012	9	2:17.399 P	+ 29.543	9:32:13.738	
5 -	1:50.392 P	+ 2.536	9:24:32.404	10	1:50.916 P	+ 3.060	9:34:04.654	
140	John PENNINGTON						Caterham	
1 -	1:52.499 P	+ 7.663	9:16:47.325	5	1:45.165 P	+ 0.329	9:23:48.379	
2 -	1:46.021 P	+ 1.185	9:18:33.346	6	2:01.415 P	+ 16.579	9:25:49.794	
3 -	1:44.836 P		9:20:18.182	7	3:19.775 P	+ 1:34.939	9:29:09.569	
4 -	1:45.032 P	+ 0.196	9:22:03.214					
146	Nick PANCISI						Caterham	
1 -	2:03.288 P	+ 10.402	9:17:10.218	6	1:58.475 P	+ 5.589	9:26:58.973	
2 -	1:57.853 P	+ 4.967	9:19:08.071	7	1:54.095 P	+ 1.209	9:28:53.068	
3 -	1:57.110 P	+ 4.224	9:21:05.181	8	1:52.886 P		9:30:45.954	
4 -	2:00.137 P	+ 7.251	9:23:05.318	9	1:55.057 P	+ 2.171	9:32:41.011	

Cadwell
 Circuit Length = 2.1866 miles
 Start: 09:14 End: 09:39

Weather / Track : Cloudy / Dry

BOOKATRACK.com Caterham Super Graduates

QUALIFYING - LAP ANALYSIS


5 -	1:55.180 P	+ 2.294	9:25:00.498	10	1:54.032 P	+ 1.146	9:34:35.043
147	Mohammed KHAN			Caterham			
1 -	1:52.152 P	+ 7.751	9:16:49.109	7	1:44.939 P	+ 0.538	9:27:26.967
2 -	1:46.544 P	+ 2.143	9:18:35.653	8	1:46.890 P	+ 2.489	9:29:13.857
3 -	1:45.428 P	+ 1.027	9:20:21.081	9	1:44.401 P		9:30:58.258
4 -	1:47.167 P	+ 2.766	9:22:08.248	10	1:44.936 P	+ 0.535	9:32:43.194
5 -	1:48.365 P	+ 3.964	9:23:56.613	11	1:47.024 P	+ 2.623	9:34:30.218
6 -	1:45.415 P	+ 1.014	9:25:42.028				
161	James THORPE			Caterham			
1 -	2:11.423 P	+ 17.788	9:17:20.060	6	1:57.185 P	+ 3.550	9:27:24.623
2 -	2:05.841 P	+ 12.206	9:19:25.901	7	1:55.446 P	+ 1.811	9:29:20.069
3 -	2:00.910 P	+ 7.275	9:21:26.811	8	1:55.354 P	+ 1.719	9:31:15.423
4 -	2:02.010 P	+ 8.375	9:23:28.821	9	1:53.635 P		9:33:09.058
5 -	1:58.617 P	+ 4.982	9:25:27.438	10	1:54.090 P	+ 0.455	9:35:03.148
164	Andrew SMITH			Caterham			
1 -	1:46.941 P	+ 4.752	9:16:21.827	7	1:48.013 P	+ 5.824	9:26:50.452
2 -	1:44.127 P	+ 1.938	9:18:05.954	8	1:43.023 P	+ 0.834	9:28:33.475
3 -	1:43.588 P	+ 1.399	9:19:49.542	9	1:42.189 P		9:30:15.664
4 -	1:44.894 P	+ 2.705	9:21:34.436	10	1:46.909 P	+ 4.720	9:32:02.573
5 -	1:44.855 P	+ 2.666	9:23:19.291	11	1:42.377 P	+ 0.188	9:33:44.950
6 -	1:43.148 P	+ 0.959	9:25:02.439	12	1:46.532 P	+ 4.343	9:35:31.482
166	Charles ELLIOTT			Caterham			
1 -	1:50.570 P	+ 6.165	9:16:42.622	7	1:46.650 P	+ 2.245	9:27:24.733
2 -	1:46.898 P	+ 2.493	9:18:29.520	8	1:47.964 P	+ 3.559	9:29:12.697
3 -	1:45.849 P	+ 1.444	9:20:15.369	9	1:46.738 P	+ 2.333	9:30:59.435
4 -	1:46.696 P	+ 2.291	9:22:02.065	10	1:44.405 P		9:32:43.840
5 -	1:47.876 P	+ 3.471	9:23:49.941	11	1:47.236 P	+ 2.831	9:34:31.076
6 -	1:48.142 P	+ 3.737	9:25:38.083				
173	Oliver BENJAMIN			Caterham			
1 -	1:51.427 P	+ 8.048	9:16:38.992	7	1:48.609 P	+ 5.230	9:27:17.795
2 -	1:44.900 P	+ 1.521	9:18:23.892	8	1:48.578 P	+ 5.199	9:29:06.373
3 -	1:43.379 P		9:20:07.271	9	1:44.971 P	+ 1.592	9:30:51.344
4 -	1:46.125 P	+ 2.746	9:21:53.396	10	1:44.775 P	+ 1.396	9:32:36.119
5 -	1:45.634 P	+ 2.255	9:23:39.030	11	1:46.090 P	+ 2.711	9:34:22.209
6 -	1:50.156 P	+ 6.777	9:25:29.186				
174	William BENJAMIN			Caterham			
1 -	1:52.814 P	+ 7.284	9:16:41.547	7	1:47.262 P	+ 1.732	9:27:28.697
2 -	1:49.143 P	+ 3.613	9:18:30.690	8	1:45.907 P	+ 0.377	9:29:14.604
3 -	1:47.491 P	+ 1.961	9:20:18.181	9	2:07.134 P	+ 21.604	9:31:21.738
4 -	1:48.661 P	+ 3.131	9:22:06.842	10	1:47.687 P	+ 2.157	9:33:09.425
5 -	1:49.063 P	+ 3.533	9:23:55.905	11	1:54.717 P	+ 9.187	9:35:04.142
6 -	1:45.530 P		9:25:41.435				
199	Simon FLETCHER			Caterham			
1 -	1:47.571 P	+ 2.676	9:16:23.370	7	1:47.331 P	+ 2.436	9:26:59.051
2 -	1:45.422 P	+ 0.527	9:18:08.792	8	1:46.439 P	+ 1.544	9:28:45.490
3 -	1:45.029 P	+ 0.134	9:19:53.821	9	1:44.904 P	+ 0.009	9:30:30.394
4 -	1:44.895 P		9:21:38.716	10	1:44.972 P	+ 0.077	9:32:15.366
5 -	1:46.422 P	+ 1.527	9:23:25.138	11	1:48.517 P	+ 3.622	9:34:03.883
6 -	1:46.582 P	+ 1.687	9:25:11.720				

Cadwell
Circuit Length = 2.1866 miles
Start: 09:14 End: 09:39

Weather / Track : Cloudy / Dry

BOOKATRACK.com Caterham Super Graduates

RACE 2 - GRID

ROW 12	1:53.635 161 James THORPE	1:52.886 146 Nick PANCISI
ROW 11	1:48.606 132 Martin GEE	1:47.856 134 Yolande HUMPHREYS
ROW 10	1:46.052 133 Bill HOMBERSLEY	1:45.530 174 William BENJAMIN
ROW 9	1:45.071 126 Andy SKINNER	1:45.059 131 Colin JARDINE
ROW 8	1:44.895 199 Simon FLETCHER	1:44.836 140 John PENNINGTON
ROW 7	1:44.405 166 Charles ELLIOTT	1:44.401 147 Mohammed KHAN
ROW 6	1:43.859 111 John WATSON	1:43.428 129 Kenny YOUNG
ROW 5	1:43.379 173 Oliver BENJAMIN	1:43.354 118 Michael ROWLAND
ROW 4	1:43.249 110 Ben ROCKEY	1:43.238 113 Damon ROSAMOND
ROW 3	1:42.244 105 Andrew VICKERS	1:42.189 164 Andrew SMITH
ROW 2	1:41.876 109 Mark GREGORY	1:41.798 122 James SIBBET
ROW 1	1:41.469 108 Hugh SMITH	1:41.424 103 Andrew ENNIS
Pole		
		

Weather / Track : Cloudy / Dry

Cadwell
Circuit Length = 2.1717 miles

Clerk of Course :		Timekeeper :
-------------------	--	--------------

BOOKATRACK.com Caterham Super Graduates
RACE 2 - CLASSIFICATION

POS	NO	CL	NAME	ENTRY	LAPS	TIME	GAP	DIFF	MPH	BEST	ON
1	122		James SIBBET	Caterham	12	20:35.896			75.91	1:41.413	7
2	103		Andrew ENNIS	Caterham	12	20:37.097	1.201	1.201	75.83	1:41.200	5
3	164		Andrew SMITH	Caterham	12	20:38.109	2.213	1.012	75.77	1:41.027	9
4	108		Hugh SMITH	Caterham	12	20:38.877	2.981	0.768	75.72	1:41.656	5
5	109		Mark GREGORY	Caterham	12	20:39.506	3.610	0.629	75.68	1:41.804	7
6	173		Oliver BENJAMIN	Caterham	12	20:40.103	4.207	0.597	75.65	1:41.866	9
7	105		Andrew VICKERS	Caterham	12	20:42.578	6.682	2.475	75.50	1:41.158	11
8	110		Ben ROCKEY	Caterham	12	20:54.165	18.269	11.587	74.80	1:42.778	3
9	199		Simon FLETCHER	Caterham	12	20:55.137	19.241	0.972	74.74	1:42.758	10
10	118		Michael ROWLAND	Caterham	12	20:55.374	19.478	0.237	74.73	1:42.919	3
11	113		Damon ROSAMOND	Caterham	12	20:55.883	19.987	0.509	74.70	1:42.802	8
12	140		John PENNINGTON	Caterham	12	20:56.145	20.249	0.262	74.68	1:42.527	5
13	129		Kenny YOUNG	Caterham	12	21:00.147	24.251	4.002	74.44	1:42.801	8
14	133		Bill HOMBERSLEY	Caterham	12	21:01.829	25.933	1.682	74.35	1:42.377	8
15	111		John WATSON	Caterham	12	21:02.535	26.639	0.706	74.30	1:43.243	9
16	166		Charles ELLIOTT	Caterham	12	21:03.796	27.900	1.261	74.23	1:42.978	7
17	147		Mohammed KHAN	Caterham	12	21:05.362	29.466	1.566	74.14	1:43.454	9
18	126		Andy SKINNER	Caterham	12	21:17.788	41.892	12.426	73.42	1:43.673	5
19	131		Colin JARDINE	Caterham	12	21:45.147	1:09.251	27.359	71.88	1:44.937	10
20	132		Martin GEE	Caterham	12	21:48.386	1:12.490	3.239	71.70	1:46.782	7
21	174		William BENJAMIN	Caterham	12	21:49.972	1:14.076	1.586	71.61	1:46.636	8
22	161		James THORPE	Caterham	12	22:06.332	1:30.436	16.360	70.73	1:47.369	11
23	146		Nick PANCISI	Caterham	12	22:06.901	1:31.005	0.569	70.70	1:47.387	11
24	134		Yolande HUMPHREYS	Caterham	12	22:10.943	1:35.047	4.042	70.48	1:47.292	11

FASTEST LAP

164	Andrew SMITH	Caterham	9	1:41.027	77.38 mph	124.54 kph
-----	--------------	----------	---	----------	-----------	------------

Car1 103 - 10 seconds added to time - jump start

Weather / Track : Cloudy / Dry

These results are provisional until the conclusion of any judicial and technical matters.

Cadwell

Circuit Length = 2.1717 miles

Start: 14:23 End: 14:46

Clerk of Course :

Timekeeper :

BOOKATRACK.com Caterham Super Graduates**RACE 2 - LAP CHART**

Lap 1			Lap 2			Lap 3			Lap 4			Lap 5		
No	Behind	Laptime	No	Behind	Laptime	No	Behind	Laptime	No	Behind	Laptime	No	Behind	Laptime
103		1:46.415	103		1:42.224	103		1:42.054	103		1:41.935	103		1:41.200
105	1.980	1:47.042	108	2.782	1:42.382	105	3.284	1:42.080	105	4.093	1:42.744	105	4.707	1:41.814
108	2.624	1:49.096	105	3.258	1:43.502	108	3.958	1:43.230	122	4.445	1:42.128	122	4.752	1:41.507
122	2.896	1:48.354	122	3.368	1:42.696	122	4.252	1:42.938	108	4.863	1:42.840	108	5.319	1:41.656
109	3.900	1:49.398	109	4.713	1:43.037	109	4.921	1:42.262	109	5.692	1:42.706	109	6.722	1:42.230
164	4.417	1:49.448	164	5.268	1:43.075	164	5.519	1:42.305	164	6.109	1:42.525	164	7.018	1:42.109
110	5.076	1:49.703	173	5.661	1:42.279	173	6.220	1:42.613	173	6.798	1:42.513	173	8.155	1:42.557
118	5.469	1:49.666	110	6.236	1:43.384	110	6.960	1:42.778	110	8.792	1:43.767	110	11.756	1:44.164
173	5.606	1:49.494	118	6.842	1:43.597	118	7.707	1:42.919	118	8.905	1:43.133	118	12.072	1:44.367
113	6.344	1:50.777	113	7.834	1:43.714	113	9.540	1:43.760	113	11.653	1:44.048	199	14.788	1:43.404
129	7.670	1:51.343	129	9.777	1:44.331	199	11.438	1:42.884	199	12.584	1:43.081	113	15.078	1:44.625
111	7.997	1:51.584	199	10.608	1:44.525	129	12.423	1:44.700	129	14.132	1:43.644	140	16.180	1:42.527
199	8.307	1:51.263	140	11.893	1:44.832	140	13.324	1:43.485	140	14.853	1:43.464	129	16.856	1:43.924
140	9.285	1:51.967	166	12.455	1:45.127	166	14.073	1:43.672	166	16.003	1:43.865	111	19.460	1:44.060
166	9.552	1:52.805	111	12.892	1:47.119	111	14.642	1:43.804	111	16.600	1:43.893	166	20.139	1:45.336
147	10.250	1:53.483	147	13.571	1:45.545	133	15.800	1:43.869	133	17.543	1:43.678	133	20.662	1:44.319
133	10.857	1:53.068	133	13.985	1:45.352	147	16.754	1:45.237	147	18.927	1:44.108	126	21.787	1:43.673
126	11.309	1:53.906	126	14.308	1:45.223	126	17.029	1:44.775	126	19.314	1:44.220	147	22.570	1:44.843
132	13.395	1:54.733	132	19.696	1:48.525	132	26.558	1:48.916	132	33.741	1:49.118	132	41.009	1:48.468
131	13.469	1:55.746	131	19.793	1:48.548	131	26.859	1:49.120	131	33.870	1:48.946	131	41.096	1:48.426
174	13.879	1:55.453	174	20.247	1:48.592	174	27.238	1:49.045	174	34.256	1:48.953	174	42.286	1:49.230
134	14.586	1:56.032	134	21.504	1:49.142	134	27.712	1:48.262	134	35.047	1:49.270	134	51.061	1:57.214
146	15.944	1:57.071	146	24.452	1:50.732	146	34.738	1:52.340	146	43.100	1:50.297	146	51.566	1:49.666
161	17.022	1:58.057	161	27.347	1:52.549	161	36.131	1:50.838	161	44.311	1:50.115	161	52.947	1:49.836

BOOKATRACK.com Caterham Super Graduates

RACE 2 - LAP CHART

Lap 6			Lap 7			Lap 8			Lap 9			Lap 10		
No	Behind	Laptime	No	Behind	Laptime	No	Behind	Laptime	No	Behind	Laptime	No	Behind	Laptime
103		1:41.561	103		1:41.513	103		1:41.465	103		1:41.424	103		1:42.673
105	5.246	1:42.100	105	5.132	1:41.399	122	6.747	1:42.842	122	8.538	1:43.215	122	7.632	1:41.767
122	5.470	1:42.279	122	5.370	1:41.413	108	7.317	1:42.222	108	8.861	1:42.968	164	9.380	1:43.187
108	6.272	1:42.514	108	6.560	1:41.801	109	8.808	1:42.728	164	8.866	1:41.027	108	9.840	1:43.652
109	7.254	1:42.093	109	7.545	1:41.804	164	9.263	1:42.722	109	9.891	1:42.507	109	10.755	1:43.537
164	7.767	1:42.310	164	8.006	1:41.752	173	11.015	1:42.461	173	11.457	1:41.866	173	11.308	1:42.524
173	8.971	1:42.377	173	10.019	1:42.561	105	16.510	1:52.843	105	16.488	1:41.402	105	15.091	1:41.276
110	14.292	1:44.097	110	16.883	1:44.104	110	19.607	1:44.189	110	21.645	1:43.462	199	22.325	1:42.758
118	14.640	1:44.129	118	17.215	1:44.088	118	19.791	1:44.041	199	22.240	1:43.188	110	22.559	1:43.587
199	17.199	1:43.972	199	19.091	1:43.405	199	20.476	1:42.850	118	22.354	1:43.987	118	22.759	1:43.078
113	17.754	1:44.237	140	19.671	1:43.021	140	20.897	1:42.691	140	22.948	1:43.475	140	23.092	1:42.817
140	18.163	1:43.544	113	20.183	1:43.942	113	21.520	1:42.802	113	23.451	1:43.355	113	23.651	1:42.873
129	18.763	1:43.468	129	20.522	1:43.272	129	21.858	1:42.801	129	23.807	1:43.373	129	27.971	1:46.837
111	21.916	1:44.017	111	23.769	1:43.366	133	25.347	1:42.377	133	27.004	1:43.081	133	29.061	1:44.730
133	22.660	1:43.559	133	24.435	1:43.288	111	26.178	1:43.874	111	27.997	1:43.243	111	29.285	1:43.961
166	23.547	1:44.969	166	25.012	1:42.978	166	27.204	1:43.657	166	29.208	1:43.428	166	31.034	1:44.499
147	24.940	1:43.931	147	27.504	1:44.077	147	29.657	1:43.618	147	31.687	1:43.454	147	32.819	1:43.805
126	25.027	1:44.801	126	27.730	1:44.216	126	30.652	1:44.387	126	38.003	1:48.775	126	40.086	1:44.756
131	45.632	1:46.097	131	49.952	1:45.833	131	55.275	1:46.788	131	59.513	1:45.662	131	1:01.777	1:44.937
132	47.276	1:47.828	132	52.545	1:46.782	132	58.458	1:47.378	132	1:04.165	1:47.131	132	1:08.915	1:47.423
174	47.759	1:47.034	174	54.125	1:47.879	174	59.296	1:46.636	174	1:04.629	1:46.757	174	1:09.415	1:47.459
134	58.326	1:48.826	134	1:06.375	1:49.562	146	1:14.138	1:48.696	146	1:20.488	1:47.774	146	1:26.150	1:48.335
146	58.795	1:48.790	146	1:06.907	1:49.625	161	1:15.091	1:49.008	161	1:21.612	1:47.945	161	1:26.627	1:47.688
161	59.758	1:48.372	161	1:07.548	1:49.303	134	1:15.242	1:50.332	134	1:22.411	1:48.593	134	1:27.174	1:47.436

BOOKATRACK.com Caterham Super Graduates

RACE 2 - LAP CHART

Lap 11			Lap 12		
No	Behind	Laptime	No	Behind	Laptime
103		1:41.316	103		1:41.238
122	8.193	1:41.877	122	8.799	1:41.844
164	10.186	1:42.122	164	11.012	1:42.064
108	10.543	1:42.019	108	11.780	1:42.475
109	11.399	1:41.960	109	12.409	1:42.248
173	11.989	1:41.997	173	13.006	1:42.255
105	14.933	1:41.158	105	15.481	1:41.786
199	24.795	1:43.786	110	27.068	1:43.153
110	25.153	1:43.910	199	28.040	1:44.483
118	25.440	1:43.997	118	28.277	1:44.075
113	25.921	1:43.586	113	28.786	1:44.103
140	26.373	1:44.597	140	29.048	1:43.913
129	30.244	1:43.589	129	33.050	1:44.044
133	31.857	1:44.112	133	34.732	1:44.113
111	32.071	1:44.102	111	35.438	1:44.605
166	33.088	1:43.370	166	36.699	1:44.849
147	35.766	1:44.263	147	38.265	1:43.737
126	44.569	1:45.799	126	50.691	1:47.360
131	1:13.365	1:52.904	131	1:18.050	1:45.923
132	1:15.649	1:48.050	132	1:21.289	1:46.878
174	1:16.058	1:47.959	174	1:22.875	1:48.055
146	1:32.221	1:47.387	161	1:39.235	1:47.793
161	1:32.680	1:47.369	146	1:39.804	1:48.821
134	1:33.150	1:47.292	134	1:43.846	1:51.934

Circuit Driver Caterham Acedemy (Group 2)

QUALIFYING - CLASSIFICATION

POS	NO	CL	NAME	ENTRY	TIME	ON	LAPS	GAP	DIFF	MPH
1	44	2	Mark FIGES	Caterham	1:45.370	8	11			74.30
2	84	2	Philip BROAD	Caterham	1:45.513	8	11	0.143	0.143	74.20
3	39	2	Jj O'MALLEY	Caterham	1:46.330	5	11	0.960	0.817	73.63
4	8	2	James CHAN	Caterham	1:46.763	2	11	1.393	0.433	73.33
5	69	2	Magd MOHAFFEL	Caterham	1:46.809	8	11	1.439	0.046	73.30
6	54	2	Phil HAWORTH	Caterham	1:47.000	5	11	1.630	0.191	73.17
7	50	2	Rob VISSERS	Caterham	1:47.279	8	11	1.909	0.279	72.98
8	95	2	John KANE	Caterham	1:47.555	10	10	2.185	0.276	72.79
9	1	2	Ross CULVER	Caterham	1:47.727	7	11	2.357	0.172	72.67
10	67	2	Dean WILKIN	Caterham	1:48.071	7	11	2.701	0.344	72.44
11	88	2	Paul FLEURY	Caterham	1:48.552	2	11	3.182	0.481	72.12
12	3	2	Paul LUND	Caterham	1:48.808	2	11	3.438	0.256	71.95
13	79	2	Graham TAVENDER	Caterham	1:49.038	5	11	3.668	0.230	71.80
14	21	2	Amit PATEL	Caterham	1:49.102	7	9	3.732	0.064	71.76
15	6	2	Paul HUNTER-DALE	Caterham	1:49.287	7	10	3.917	0.185	71.63
16	37	2	Andrew ATHERTON	Caterham	1:49.734	4	10	4.364	0.447	71.34
17	4	2	Julian EDWARDS	Caterham	1:50.183	7	11	4.813	0.449	71.05
18	2	2	Simon BONHAM	Caterham	1:50.310	7	10	4.940	0.127	70.97
19	5	2	Nigel DRINKWATER	Caterham	1:51.139	7	10	5.769	0.829	70.44
20	27	2	Nick BUDIBENT	Caterham	1:51.585	2	10	6.215	0.446	70.16
21	28	2	John MOORE	Caterham	1:54.151	7	10	8.781	2.566	68.58
22	99	2	Martin HARRIS	Caterham	1:54.157	7	10	8.787	0.006	68.58
23	16	2	Peter HUGHES	Caterham	1:55.669	7	10	10.299	1.512	67.68
24	10	2	Adrian MILES	Caterham	1:57.902	7	10	12.532	2.233	66.40
25	9	2	Julian CLELFORD	Caterham	1:58.282	7	10	12.912	0.380	66.19
26	11	2	Neil CLARKE	Caterham	1:58.767	7	10	13.397	0.485	65.92

Weather / Track : Cloudy / Dry

These results are provisional until the conclusion of any judicial and technical matters.

Cadwell
Circuit Length = 2.1748 miles
Start: 11:10 End: 11:32

Clerk of Course :

Timekeeper :

Circuit Driver Caterham Acedemy (Group 2)
QUALIFYING - CLASSIFICATION Amended

POS	NO	CL	NAME	ENTRY	TIME	ON	LAPS	GAP	DIFF	MPH
1	44	2	Mark FIGES	Caterham	1:45.370	8	11			74.19
2	84	2	Philip BROAD	Caterham	1:45.513	8	11	0.143	0.143	74.09
3	39	2	Jj O'MALLEY	Caterham	1:46.330	5	11	0.960	0.817	73.52
4	8	2	James CHAN	Caterham	1:46.763	2	11	1.393	0.433	73.22
5	69	2	Magd MOHAFFEL	Caterham	1:46.809	8	11	1.439	0.046	73.19
6	54	2	Phil HAWORTH	Caterham	1:47.000	5	11	1.630	0.191	73.06
7	50	2	Rob VISSERS	Caterham	1:47.279	8	11	1.909	0.279	72.87
8	95	2	John KANE	Caterham	1:47.555	10	10	2.185	0.276	72.68
9	1	2	Ross CULVER	Caterham	1:47.727	7	11	2.357	0.172	72.57
10	67	2	Dean WILKIN	Caterham	1:48.071	7	11	2.701	0.344	72.34
11	88	2	Paul FLEURY	Caterham	1:48.552	2	11	3.182	0.481	72.02
12	3	2	Paul LUND	Caterham	1:48.808	2	11	3.438	0.256	71.85
13	79	2	Graham TAVENDER	Caterham	1:49.038	5	11	3.668	0.230	71.70
14	21	2	Amit PATEL	Caterham	1:49.102	7	9	3.732	0.064	71.65
15	6	2	Paul HUNTER-DALE	Caterham	1:49.287	7	10	3.917	0.185	71.53
16	37	2	Andrew ATHERTON	Caterham	1:49.734	4	10	4.364	0.447	71.24
17	4	2	Julian EDWARDS	Caterham	1:50.183	7	11	4.813	0.449	70.95
18	5	2	Nigel DRINKWATER	Caterham	1:51.139	7	10	5.769	0.956	70.34
19	27	2	Nick BUDIBENT	Caterham	1:51.585	2	10	6.215	0.446	70.06
20	28	2	John MOORE	Caterham	1:54.151	7	10	8.781	2.566	68.48
21	99	2	Martin HARRIS	Caterham	1:54.157	7	10	8.787	0.006	68.48
22	16	2	Peter HUGHES	Caterham	1:55.669	7	10	10.299	1.512	67.59
23	10	2	Adrian MILES	Caterham	1:57.902	7	10	12.532	2.233	66.31
24	9	2	Julian CLELFORD	Caterham	1:58.282	7	10	12.912	0.380	66.09
25	11	2	Neil CLARKE	Caterham	1:58.767	7	10	13.397	0.485	65.82
DQ	2	2	Simon BONHAM	Caterham			10			

Car 2 - excluded following Post Practice Scrutineering

Weather / Track : Cloudy / Dry

These results are provisional until the conclusion of any judicial and technical matters.

Cadwell
 Circuit Length = 2.1717 miles
 Start: 11:10 End: 11:32

Clerk of Course :	Timekeeper :
-------------------	--------------

Circuit Driver Caterham Acedemy (Group 2)

QUALIFYING - LAP ANALYSIS

1	Ross CULVER						Caterham	
1 -	1:54.294	+ 6.567	11:13:16.153	7	1:47.727		11:24:09.520	
2 -	1:48.414	+ 0.687	11:15:04.567	8	1:57.790	+ 10.063	11:26:07.310	
3 -	1:50.254	+ 2.527	11:16:54.821	9	1:51.683	+ 3.956	11:27:58.993	
4 -	1:49.034	+ 1.307	11:18:43.855	10	1:51.481	+ 3.754	11:29:50.474	
5 -	1:48.579	+ 0.852	11:20:32.434	11	1:49.805	+ 2.078	11:31:40.279	
6 -	1:49.359	+ 1.632	11:22:21.793					
2	Simon BONHAM						Caterham	
1 -	2:01.260	+ 10.950	11:13:35.713	6	1:52.740	+ 2.430	11:23:10.018	
2 -	1:57.265	+ 6.955	11:15:32.978	7	1:50.310		11:25:00.328	
3 -	1:56.252	+ 5.942	11:17:29.230	8	1:53.840	+ 3.530	11:26:54.168	
4 -	1:55.029	+ 4.719	11:19:24.259	9	1:54.592	+ 4.282	11:28:48.760	
5 -	1:53.019	+ 2.709	11:21:17.278	10	1:54.984	+ 4.674	11:30:43.744	
3	Paul LUND						Caterham	
1 -	1:55.526	+ 6.718	11:13:20.398	7	1:50.590	+ 1.782	11:24:28.670	
2 -	1:48.808		11:15:09.206	8	1:51.251	+ 2.443	11:26:19.921	
3 -	1:55.752	+ 6.944	11:17:04.958	9	1:53.843	+ 5.035	11:28:13.764	
4 -	1:50.899	+ 2.091	11:18:55.857	10	1:51.466	+ 2.658	11:30:05.230	
5 -	1:51.540	+ 2.732	11:20:47.397	11	1:51.476	+ 2.668	11:31:56.706	
6 -	1:50.683	+ 1.875	11:22:38.080					
4	Julian EDWARDS						Caterham	
1 -	2:00.447	+ 10.264	11:13:19.550	7	1:50.183		11:24:29.979	
2 -	1:51.168	+ 0.985	11:15:10.718	8	1:52.514	+ 2.331	11:26:22.493	
3 -	1:54.672	+ 4.489	11:17:05.390	9	1:56.591	+ 6.408	11:28:19.084	
4 -	1:51.426	+ 1.243	11:18:56.816	10	1:58.132	+ 7.949	11:30:17.216	
5 -	1:51.226	+ 1.043	11:20:48.042	11	1:55.987	+ 5.804	11:32:13.203	
6 -	1:51.754	+ 1.571	11:22:39.796					
5	Nigel DRINKWATER						Caterham	
1 -	2:00.181	+ 9.042	11:13:38.696	6	1:53.825	+ 2.686	11:23:15.585	
2 -	1:57.124	+ 5.985	11:15:35.820	7	1:51.139		11:25:06.724	
3 -	1:56.818	+ 5.679	11:17:32.638	8	1:53.781	+ 2.642	11:27:00.505	
4 -	1:55.591	+ 4.452	11:19:28.229	9	1:53.736	+ 2.597	11:28:54.241	
5 -	1:53.531	+ 2.392	11:21:21.760	10	1:52.730	+ 1.591	11:30:46.971	
6	Paul HUNTER-DALE						Caterham	
1 -	2:06.409	+ 17.122	11:13:48.338	6	1:49.824	+ 0.537	11:23:11.999	
2 -	1:58.825	+ 9.538	11:15:47.163	7	1:49.287		11:25:01.286	
3 -	1:53.479	+ 4.192	11:17:40.642	8	1:49.834	+ 0.547	11:26:51.120	
4 -	1:49.432	+ 0.145	11:19:30.074	9	1:51.111	+ 1.824	11:28:42.231	
5 -	1:52.101	+ 2.814	11:21:22.175	10	1:51.674	+ 2.387	11:30:33.905	
8	James CHAN						Caterham	
1 -	1:50.840	+ 4.077	11:13:01.162	7	1:48.054	+ 1.291	11:23:46.663	
2 -	1:46.763		11:14:47.925	8	1:47.320	+ 0.557	11:25:33.983	
3 -	1:47.413	+ 0.650	11:16:35.338	9	2:01.553	+ 14.790	11:27:35.536	
4 -	1:48.102	+ 1.339	11:18:23.440	10	1:48.120	+ 1.357	11:29:23.656	
5 -	1:47.769	+ 1.006	11:20:11.209	11	1:47.822	+ 1.059	11:31:11.478	
6 -	1:47.400	+ 0.637	11:21:58.609					
9	Julian CLELFORD						Caterham	
1 -	2:03.206	+ 4.924	11:13:32.248	6	2:02.179	+ 3.897	11:24:08.613	
2 -	2:21.077	+ 22.795	11:15:53.325	7	1:58.282		11:26:06.895	
3 -	2:07.256	+ 8.974	11:18:00.581	8	2:06.997	+ 8.715	11:28:13.892	
4 -	2:01.152	+ 2.870	11:20:01.733	9	2:03.747	+ 5.465	11:30:17.639	
5 -	2:04.701	+ 6.419	11:22:06.434	10	2:00.900	+ 2.618	11:32:18.539	
10	Adrian MILES						Caterham	
1 -	2:05.903	+ 8.001	11:13:54.431	6	2:00.572	+ 2.670	11:24:09.093	
2 -	2:11.610	+ 13.708	11:16:06.041	7	1:57.902		11:26:06.995	

Cadwell
Circuit Length = 2.1748 miles
Start: 11:10 End: 11:32

Weather / Track : Cloudy / Dry

Circuit Driver Caterham Acedemy (Group 2)

QUALIFYING - LAP ANALYSIS

3 -	2:04.002	+ 6.100	11:18:10.043	8	2:03.614	+ 5.712	11:28:10.609
4 -	1:58.835	+ 0.933	11:20:08.878	9	2:01.276	+ 3.374	11:30:11.885
5 -	1:59.643	+ 1.741	11:22:08.521	10	2:01.038	+ 3.136	11:32:12.923
11	Neil CLARKE Caterham						
1 -	2:07.512	+ 8.745	11:13:49.894	6	2:04.732	+ 5.965	11:23:57.501
2 -	2:00.323	+ 1.556	11:15:50.217	7	1:58.767		11:25:56.268
3 -	2:02.337	+ 3.570	11:17:52.554	8	2:02.341	+ 3.574	11:27:58.609
4 -	1:59.593	+ 0.826	11:19:52.147	9	2:10.442	+ 11.675	11:30:09.051
5 -	2:00.622	+ 1.855	11:21:52.769	10	2:03.449	+ 4.682	11:32:12.500
16	Peter HUGHES Caterham						
1 -	2:06.669	+ 11.000	11:13:53.475	6	1:58.190	+ 2.521	11:23:59.744
2 -	2:01.154	+ 5.485	11:15:54.629	7	1:55.669		11:25:55.413
3 -	2:03.565	+ 7.896	11:17:58.194	8	1:57.488	+ 1.819	11:27:52.901
4 -	1:55.870	+ 0.201	11:19:54.064	9	1:57.070	+ 1.401	11:29:49.971
5 -	2:07.490	+ 11.821	11:22:01.554	10	1:57.121	+ 1.452	11:31:47.092
21	Amit PATEL Caterham						
1 -	2:02.693	+ 13.591	11:13:41.841	6	1:49.747	+ 0.645	11:23:08.583
2 -	1:54.149	+ 5.047	11:15:35.990	7	1:49.102		11:24:57.685
3 -	2:03.073	+ 13.971	11:17:39.063	8	1:49.801	+ 0.699	11:26:47.486
4 -	1:49.784	+ 0.682	11:19:28.847	9	4:04.461	+ 2:15.359	11:30:51.947
5 -	1:49.989	+ 0.887	11:21:18.836				
27	Nick BUDIBENT Caterham						
1 -	1:59.677	+ 8.092	11:13:21.181	6	2:09.591	+ 18.006	11:23:01.282
2 -	1:51.585		11:15:12.766	7	1:53.758	+ 2.173	11:24:55.040
3 -	1:53.758	+ 2.173	11:17:06.524	8	1:52.308	+ 0.723	11:26:47.348
4 -	1:51.947	+ 0.362	11:18:58.471	9	1:54.205	+ 2.620	11:28:41.553
5 -	1:53.220	+ 1.635	11:20:51.691	10	1:51.603	+ 0.018	11:30:33.156
28	John MOORE Caterham						
1 -	2:07.058	+ 12.907	11:13:48.370	6	2:09.880	+ 15.729	11:24:03.080
2 -	2:05.173	+ 11.022	11:15:53.543	7	1:54.151		11:25:57.231
3 -	2:03.260	+ 9.109	11:17:56.803	8	2:20.381	+ 26.230	11:28:17.612
4 -	1:56.098	+ 1.947	11:19:52.901	9	2:05.587	+ 11.436	11:30:23.199
5 -	2:00.299	+ 6.148	11:21:53.200	10	1:57.143	+ 2.992	11:32:20.342
37	Andrew ATHERTON Caterham						
1 -	2:05.979	+ 16.245	11:13:53.210	6	1:51.018	+ 1.284	11:23:15.137
2 -	1:57.143	+ 7.409	11:15:50.353	7	1:51.721	+ 1.987	11:25:06.858
3 -	1:52.351	+ 2.617	11:17:42.704	8	1:51.091	+ 1.357	11:26:57.949
4 -	1:49.734		11:19:32.438	9	1:52.017	+ 2.283	11:28:49.966
5 -	1:51.681	+ 1.947	11:21:24.119	10	1:51.242	+ 1.508	11:30:41.208
39	Jj O'MALLEY Caterham						
1 -	1:59.860	+ 13.530	11:13:18.213	7	1:57.007	+ 10.677	11:24:11.651
2 -	1:47.890	+ 1.560	11:15:06.103	8	1:54.855	+ 8.525	11:26:06.506
3 -	1:48.900	+ 2.570	11:16:55.003	9	1:51.943	+ 5.613	11:27:58.449
4 -	1:46.453	+ 0.123	11:18:41.456	10	1:51.664	+ 5.334	11:29:50.113
5 -	1:46.330		11:20:27.786	11	1:49.972	+ 3.642	11:31:40.085
6 -	1:46.858	+ 0.528	11:22:14.644				
44	Mark FIGES Caterham						
1 -	1:48.086	+ 2.716	11:12:59.940	7	1:45.723	+ 0.353	11:23:43.264
2 -	1:45.842	+ 0.472	11:14:45.782	8	1:45.370		11:25:28.634
3 -	1:47.680	+ 2.310	11:16:33.462	9	1:50.172	+ 4.802	11:27:18.806
4 -	1:50.493	+ 5.123	11:18:23.955	10	1:49.818	+ 4.448	11:29:08.624
5 -	1:46.183	+ 0.813	11:20:10.138	11	1:47.591	+ 2.221	11:30:56.215
6 -	1:47.403	+ 2.033	11:21:57.541				
50	Rob VISSERS Caterham						
1 -	1:51.135	+ 3.856	11:12:58.450	7	1:48.476	+ 1.197	11:23:50.120

Cadwell
Circuit Length = 2.1748 miles
Start: 11:10 End: 11:32

Weather / Track : Cloudy / Dry

Circuit Driver Caterham Acedemy (Group 2)

QUALIFYING - LAP ANALYSIS

2 -	1:48.751	+ 1.472	11:14:47.201	8	1:47.279		11:25:37.399
3 -	1:49.836	+ 2.557	11:16:37.037	9	1:52.907	+ 5.628	11:27:30.306
4 -	1:48.166	+ 0.887	11:18:25.203	10	1:51.724	+ 4.445	11:29:22.030
5 -	1:47.575	+ 0.296	11:20:12.778	11	1:48.360	+ 1.081	11:31:10.390
6 -	1:48.866	+ 1.587	11:22:01.644				
54	Phil HAWORTH Caterham						
1 -	1:49.412	+ 2.412	11:13:02.792	7	1:51.190	+ 4.190	11:23:53.629
2 -	1:47.273	+ 0.273	11:14:50.065	8	1:48.343	+ 1.343	11:25:41.972
3 -	1:49.027	+ 2.027	11:16:39.092	9	1:50.177	+ 3.177	11:27:32.149
4 -	1:47.330	+ 0.330	11:18:26.422	10	1:50.718	+ 3.718	11:29:22.867
5 -	1:47.000		11:20:13.422	11	1:48.054	+ 1.054	11:31:10.921
6 -	1:49.017	+ 2.017	11:22:02.439				
67	Dean WILKIN Caterham						
1 -	2:06.266	+ 18.195	11:13:49.949	7	1:48.071		11:24:49.458
2 -	1:50.138	+ 2.067	11:15:40.087	8	1:48.489	+ 0.418	11:26:37.947
3 -	1:51.251	+ 3.180	11:17:31.338	9	1:51.745	+ 3.674	11:28:29.692
4 -	1:50.574	+ 2.503	11:19:21.912	10	1:49.378	+ 1.307	11:30:19.070
5 -	1:49.636	+ 1.565	11:21:11.548	11	1:54.300	+ 6.229	11:32:13.370
6 -	1:49.839	+ 1.768	11:23:01.387				
69	Magd MOHAFFEL Caterham						
1 -	1:50.297	+ 3.488	11:13:05.730	7	1:47.903	+ 1.094	11:23:54.092
2 -	1:48.947	+ 2.138	11:14:54.677	8	1:46.809		11:25:40.901
3 -	1:49.578	+ 2.769	11:16:44.255	9	1:49.882	+ 3.073	11:27:30.783
4 -	1:47.782	+ 0.973	11:18:32.037	10	1:49.965	+ 3.156	11:29:20.748
5 -	1:46.868	+ 0.059	11:20:18.905	11	1:48.116	+ 1.307	11:31:08.864
6 -	1:47.284	+ 0.475	11:22:06.189				
79	Graham TAVENDER Caterham						
1 -	1:52.497	+ 3.459	11:13:09.501	7	1:50.862	+ 1.824	11:24:08.812
2 -	1:49.110	+ 0.072	11:14:58.611	8	1:49.204	+ 0.166	11:25:58.016
3 -	1:51.061	+ 2.023	11:16:49.672	9	1:56.258	+ 7.220	11:27:54.274
4 -	1:49.094	+ 0.056	11:18:38.766	10	1:52.389	+ 3.351	11:29:46.663
5 -	1:49.038		11:20:27.804	11	1:50.901	+ 1.863	11:31:37.564
6 -	1:50.146	+ 1.108	11:22:17.950				
84	Philip BROAD Caterham						
1 -	1:47.927	+ 2.414	11:12:52.579	7	1:46.037	+ 0.524	11:23:33.571
2 -	1:46.321	+ 0.808	11:14:38.900	8	1:45.513		11:25:19.084
3 -	1:47.132	+ 1.619	11:16:26.032	9	2:42.415	+ 56.902	11:28:01.499
4 -	1:46.429	+ 0.916	11:18:12.461	10	1:49.926	+ 4.413	11:29:51.425
5 -	1:47.936	+ 2.423	11:20:00.397	11	1:47.841	+ 2.328	11:31:39.266
6 -	1:47.137	+ 1.624	11:21:47.534				
88	Paul FLEURY Caterham						
1 -	1:57.055	+ 8.503	11:13:31.933	7	1:48.944	+ 0.392	11:24:30.322
2 -	1:48.552		11:15:20.485	8	1:49.701	+ 1.149	11:26:20.023
3 -	1:52.325	+ 3.773	11:17:12.810	9	1:53.213	+ 4.661	11:28:13.236
4 -	1:49.475	+ 0.923	11:19:02.285	10	1:50.388	+ 1.836	11:30:03.624
5 -	1:49.880	+ 1.328	11:20:52.165	11	1:51.978	+ 3.426	11:31:55.602
6 -	1:49.213	+ 0.661	11:22:41.378				
95	John KANE Caterham						
1 -	1:53.391	+ 5.836	11:13:21.734	6	1:49.718	+ 2.163	11:24:00.511
2 -	1:49.589	+ 2.034	11:15:11.323	7	1:48.432	+ 0.877	11:25:48.943
3 -	1:50.831	+ 3.276	11:17:02.154	8	1:50.613	+ 3.058	11:27:39.556
4 -	1:47.812	+ 0.257	11:18:49.966	9	1:48.207	+ 0.652	11:29:27.763
5 -	3:20.827	+ 1:33.272	11:22:10.793	10	1:47.555		11:31:15.318
99	Martin HARRIS Caterham						
1 -	2:01.505	+ 7.348	11:13:34.650	6	1:56.076	+ 1.919	11:23:20.197
2 -	2:00.426	+ 6.269	11:15:35.076	7	1:54.157		11:25:14.354

Cadwell
Circuit Length = 2.1748 miles
Start: 11:10 End: 11:32

Weather / Track : Cloudy / Dry


Circuit Driver Caterham Acedemy (Group 2)

QUALIFYING - LAP ANALYSIS

3 -	1:56.379	+ 2.222	11:17:31.455	8	1:58.006	+ 3.849	11:27:12.360
4 -	1:55.252	+ 1.095	11:19:26.707	9	1:59.112	+ 4.955	11:29:11.472
5 -	1:57.414	+ 3.257	11:21:24.121	10	1:56.732	+ 2.575	11:31:08.204

Circuit Driver Caterham Acedemy (Group 2)

RACE 3 - GRID

ROW 13	1:58.767 11 Neil CLARKE	1:58.282 9 Julian CLELFORD
ROW 12	1:57.902 10 Adrian MILES	1:55.669 16 Peter HUGHES
ROW 11	1:54.157 99 Martin HARRIS	1:54.151 28 John MOORE
ROW 10	1:51.585 27 Nick BUDIBENT	1:51.139 5 Nigel DRINKWATER
ROW 9	1:50.310 2 Simon BONHAM	1:50.183 4 Julian EDWARDS
ROW 8	1:49.734 37 Andrew ATHERTON	1:49.287 6 Paul HUNTER-DALE
ROW 7	1:49.102 21 Amit PATEL	1:49.038 79 Graham TAVENDER
ROW 6	1:48.808 3 Paul LUND	1:48.552 88 Paul FLEURY
ROW 5	1:48.071 67 Dean WILKIN	1:47.727 1 Ross CULVER
ROW 4	1:47.555 95 John KANE	1:47.279 50 Rob VISSERS
ROW 3	1:47.000 54 Phil HAWORTH	1:46.809 69 Magd MOHAFFEL
ROW 2	1:46.763 8 James CHAN	1:46.330 39 Jj O'MALLEY
ROW 1	1:45.513 84 Philip BROAD	1:45.370 44 Mark FIGES
Pole		
		

Weather / Track : Cloudy / Dry

Cadwell
Circuit Length = 2.1748 miles

Clerk of Course :


Timekeeper :

Circuit Driver Caterham Acedemy (Group 2)

RACE 3 - GRID Amended

ROW 13	2	Simon BONHAM	1:58.767	11	Neil CLARKE
ROW 12	9	1:58.282 Julian CLELFORD	1:57.902	10	Adrian MILES
ROW 11	16	1:55.669 Peter HUGHES	1:54.157	99	Martin HARRIS
ROW 10	28	1:54.151 John MOORE	1:51.585	27	Nick BUDIBENT
ROW 9	5	1:51.139 Nigel DRINKWATER	1:50.183	4	Julian EDWARDS
ROW 8	37	1:49.734 Andrew ATHERTON	1:49.287	6	Paul HUNTER-DALE
ROW 7	21	1:49.102 Amit PATEL	1:49.038	79	Graham TAVENDER
ROW 6	3	1:48.808 Paul LUND	1:48.552	88	Paul FLEURY
ROW 5	67	1:48.071 Dean WILKIN	1:47.727	1	Ross CULVER
ROW 4	95	1:47.555 John KANE	1:47.279	50	Rob VISSERS
ROW 3	54	1:47.000 Phil HAWORTH	1:46.809	69	Magd MOHAFFEL
ROW 2	8	1:46.763 James CHAN	1:46.330	39	Jj O'MALLEY
ROW 1	84	1:45.513 Philip BROAD	1:45.370	44	Mark FIGES

Pole



Weather / Track : Cloudy / Dry

Cadwell
Circuit Length = 2.1717 miles

Clerk of Course :		Timekeeper :
-------------------	--	--------------

Circuit Driver Caterham Acedemy (Group 2)

RACE 3 - CLASSIFICATION

POS	NO	CL	NAME	ENTRY	LAPS	TIME	GAP	DIFF	MPH	BEST	ON
1	84	2	Philip BROAD	Caterham	10	17:49.884			73.07	1:45.866	2
2	69	2	Magd MOHAFFEL	Caterham	10	18:03.575	13.691	13.691	72.15	1:46.697	7
3	95	2	John KANE	Caterham	10	18:09.677	19.793	6.102	71.74	1:46.947	6
4	8	2	James CHAN	Caterham	10	18:09.937	20.053	0.260	71.72	1:45.056	10
5	50	2	Rob VISSERS	Caterham	10	18:11.003	21.119	1.066	71.65	1:47.087	8
6	1	2	Ross CULVER	Caterham	10	18:12.501	22.617	1.498	71.56	1:46.435	10
7	67	2	Dean WILKIN	Caterham	10	18:13.188	23.304	0.687	71.51	1:47.376	4
8	79	2	Graham TAVENDER	Caterham	10	18:21.992	32.108	8.804	70.94	1:47.113	4
9	54	2	Phil HAWORTH	Caterham	10	18:24.652	34.768	2.660	70.77	1:46.747	8
10	21	2	Amit PATEL	Caterham	10	18:31.746	41.862	7.094	70.32	1:48.038	8
11	88	2	Paul FLEURY	Caterham	10	18:35.531	45.647	3.785	70.08	1:47.193	8
12	39	2	Jj O'MALLEY	Caterham	10	18:38.993	49.109	3.462	69.86	1:45.519	8
13	27	2	Nick BUDIBENT	Caterham	10	18:41.708	51.824	2.715	69.69	1:48.896	8
14	4	2	Julian EDWARDS	Caterham	10	18:42.199	52.315	0.491	69.66	1:48.873	7
15	3	2	Paul LUND	Caterham	10	18:50.369	1:00.485	8.170	69.16	1:48.852	4
16	37	2	Andrew ATHERTON	Caterham	10	18:55.200	1:05.316	4.831	68.86	1:48.777	4
17	6	2	Paul HUNTER-DALE	Caterham	10	18:57.981	1:08.097	2.781	68.70	1:47.969	8
18	5	2	Nigel DRINKWATER	Caterham	10	19:10.844	1:20.960	12.863	67.93	1:51.500	9
19	28	2	John MOORE	Caterham	10	19:11.829	1:21.945	0.985	67.87	1:51.343	9
20	2	2	Simon BONHAM	Caterham	10	19:15.661	1:25.777	3.832	67.65	1:51.292	8
21	10	2	Adrian MILES	Caterham	10	19:22.434	1:32.550	6.773	67.25	1:52.453	7
22	16	2	Peter HUGHES	Caterham	10	19:38.988	1:49.104	16.554	66.31	1:52.847	7
23	99	2	Martin HARRIS	Caterham	10	19:39.269	1:49.385	0.281	66.29	1:53.269	6
24	11	2	Neil CLARKE	Caterham	9	17:51.261	1 lap	1 lap	65.68	1:55.668	5
25	9	2	Julian CLELFORD	Caterham	9	18:48.210	1 lap	56.949	62.36	2:01.938	2
NOT CLASSIFIED											
DNF	44	2	Mark FIGES	Caterham	0	02.442					0
FASTEST LAP											
8	2		James CHAN	Caterham	10	1:45.056		74.41 mph		119.76 kph	

Weather / Track : Cloudy / Dry

These results are provisional until the conclusion of any judicial and technical matters.

Cadwell
Circuit Length = 2.1717 miles
Start: 14:55 End: 15:15

Clerk of Course :

Timekeeper :

Circuit Driver Caterham Acedemy (Group 2)

RACE 3 - LAP CHART

Lap 1			Lap 2			Lap 3			Lap 4			Lap 5		
No	Behind	Laptime	No	Behind	Laptime	No	Behind	Laptime	No	Behind	Laptime	No	Behind	Laptime
84		1:50.414	84		1:45.866	84		1:46.152	84		1:46.116	84		1:46.158
69	5.147	1:53.784	69	7.173	1:47.892	69	8.458	1:47.437	69	9.628	1:47.286	69	11.336	1:47.866
95	6.471	1:54.794	95	7.940	1:47.335	95	8.919	1:47.131	95	10.193	1:47.390	95	12.232	1:48.197
50	7.117	1:55.292	50	9.346	1:48.095	50	10.697	1:47.503	67	12.743	1:47.376	67	14.371	1:47.786
67	8.048	1:56.061	67	9.856	1:47.674	67	11.483	1:47.779	50	13.442	1:48.861	50	14.590	1:47.306
3	9.436	1:57.051	3	12.580	1:49.010	1	14.680	1:47.993	1	16.206	1:47.642	1	17.004	1:46.956
6	10.052	1:56.654	1	12.839	1:48.495	21	16.196	1:48.577	21	18.270	1:48.190	8	21.563	1:46.426
1	10.210	1:58.132	21	13.771	1:48.651	3	18.395	1:51.967	79	19.959	1:47.113	79	23.013	1:49.212
21	10.986	1:58.107	6	15.134	1:50.948	79	18.962	1:49.869	3	21.131	1:48.852	3	25.169	1:50.196
79	12.101	1:58.773	79	15.245	1:49.010	6	20.114	1:51.132	8	21.295	1:46.554	6	25.937	1:49.708
37	12.679	1:59.400	37	15.667	1:48.854	37	20.402	1:50.887	6	22.387	1:48.389	21	29.047	1:56.935
4	13.874	1:59.854	27	20.195	1:51.517	8	20.857	1:46.366	37	23.063	1:48.777	54	31.208	1:47.934
27	14.544	2:00.159	8	20.643	1:50.395	27	27.276	1:53.233	54	29.432	1:47.949	37	32.524	1:55.619
8	16.114	2:05.844	4	20.958	1:52.950	4	27.532	1:52.726	27	32.173	1:51.013	88	34.362	1:48.076
28	17.271	2:03.028	5	24.655	1:53.117	54	27.599	1:48.969	88	32.444	1:50.245	27	36.278	1:50.263
5	17.404	2:03.483	54	24.782	1:49.535	88	28.315	1:48.859	4	33.207	1:51.791	4	36.879	1:49.830
99	19.341	2:04.604	88	25.608	1:50.517	28	36.669	1:54.876	28	44.619	1:54.066	39	52.857	1:49.783
16	20.739	2:06.030	28	27.945	1:56.540	99	39.565	1:55.480	5	45.874	1:52.027	28	53.010	1:54.549
88	20.957	2:08.028	99	30.237	1:56.762	5	39.963	2:01.460	99	48.067	1:54.618	5	53.711	1:53.995
54	21.113	2:09.938	16	31.441	1:56.568	16	41.629	1:56.340	39	49.232	1:49.142	16	57.728	1:53.904
10	22.396	2:07.008	10	31.754	1:55.224	10	41.911	1:56.309	16	49.982	1:54.469	99	58.235	1:56.326
11	22.988	2:07.387	11	34.625	1:57.503	39	46.206	1:48.591	10	50.477	1:54.682	10	58.745	1:54.426
9	28.587	2:13.272	2	36.939	1:54.072	11	46.220	1:57.747	2	54.251	1:53.651	2	59.446	1:51.353
2	28.733	2:00.518	39	43.767	1:47.820	2	46.716	1:55.929	11	57.732	1:57.628	11	1:07.242	1:55.668
39	41.813	2:31.814	9	44.659	2:01.938	9	1:01.702	2:03.195	9	1:17.529	2:01.943	9	1:33.784	2:02.413

Circuit Driver Caterham Acedemy (Group 2)

RACE 3 - LAP CHART

Lap 6			Lap 7			Lap 8			Lap 9			Lap 10		
No	Behind	Laptime	No	Behind	Laptime	No	Behind	Laptime	No	Behind	Laptime	No	Behind	Laptime
84		1:46.368	84		1:46.921	84		1:46.334	84		1:46.410	84		1:46.833
69	11.946	1:46.978	9	1 LAP	2:02.228	69	12.260	1:46.872	69	13.475	1:47.625	11	1 LAP	1:57.224
95	12.811	1:46.947	69	11.722	1:46.697	95	16.806	1:49.492	95	18.327	1:47.931	69	13.691	1:47.049
67	16.867	1:48.864	95	13.648	1:47.758	50	19.550	1:47.087	50	20.621	1:47.481	95	19.793	1:48.299
50	17.026	1:48.804	67	18.324	1:48.378	67	19.660	1:47.670	8	21.830	1:47.723	8	20.053	1:45.056
1	18.461	1:47.825	50	18.797	1:48.692	1	20.302	1:46.956	67	22.597	1:49.347	50	21.119	1:47.331
8	21.520	1:46.325	1	19.680	1:48.140	8	20.517	1:46.229	1	23.015	1:49.123	1	22.617	1:46.435
79	25.005	1:48.360	8	20.622	1:46.023	9	1 LAP	2:04.285	79	30.805	1:48.279	67	23.304	1:47.540
3	30.413	1:51.612	79	26.798	1:48.714	79	28.936	1:48.472	54	34.795	1:47.908	79	32.108	1:48.136
21	31.857	1:49.178	54	32.884	1:47.544	54	33.297	1:46.747	21	38.615	1:49.754	54	34.768	1:46.806
54	32.261	1:47.421	21	33.567	1:48.631	21	35.271	1:48.038	9	1 LAP	2:05.998	21	41.862	1:50.080
37	36.422	1:50.266	6	38.802	1:48.857	88	39.896	1:47.193	88	42.900	1:49.414	88	45.647	1:49.580
6	36.866	1:57.297	88	39.037	1:48.781	6	40.437	1:47.969	27	47.254	1:49.824	39	49.109	1:46.093
88	37.177	1:49.183	37	40.366	1:50.865	27	43.840	1:48.896	4	48.372	1:49.017	27	51.824	1:51.403
27	39.129	1:49.219	27	41.278	1:49.070	4	45.765	1:50.207	39	49.849	1:46.003	4	52.315	1:50.776
4	39.940	1:49.429	4	41.892	1:48.873	3	49.669	1:50.166	3	54.804	1:51.545	9	1 LAP	2:04.897
39	52.348	1:45.859	3	45.837	2:02.345	39	50.256	1:45.519	37	1:02.741	1:50.706	3	1:00.485	1:52.514
28	59.301	1:52.659	39	51.071	1:45.644	37	58.445	2:04.413	6	1:06.573	2:12.546	37	1:05.316	1:49.408
5	59.466	1:52.123	28	1:04.514	1:52.134	5	1:10.704	1:52.498	5	1:15.794	1:51.500	6	1:08.097	1:48.357
16	1:04.764	1:53.404	5	1:04.540	1:51.995	28	1:11.695	1:53.515	28	1:16.628	1:51.343	5	1:20.960	1:51.999
99	1:05.136	1:53.269	16	1:10.690	1:52.847	2	1:15.882	1:51.292	2	1:21.278	1:51.806	28	1:21.945	1:52.150
2	1:05.410	1:52.332	2	1:10.924	1:52.435	16	1:19.460	1:55.104	10	1:26.154	1:52.967	2	1:25.777	1:51.332
10	1:06.700	1:54.323	10	1:12.232	1:52.453	10	1:19.597	1:53.699	16	1:40.016	2:06.966	10	1:32.550	1:53.229
11	1:17.107	1:56.233	99	1:22.134	2:03.919	99	1:30.424	1:54.624	99	1:40.464	1:56.450	16	1:49.104	1:55.921
			11	1:27.842	1:57.656	11	1:37.396	1:55.888				99	1:49.385	1:55.754

BOOKATRACK.com Caterham Mega Graduates
QUALIFYING - CLASSIFICATION

POS	NO	CL	NAME	ENTRY	TIME	ON	LAPS	GAP	DIFF	MPH
1	38		Paul ALLEN	Caterham	1:39.228	9	12			79.33
2	48		Oliver JACKSON	Caterham	1:39.277	9	12	0.049	0.049	79.29
3	10		James WALKER	Caterham	1:39.311	9	12	0.083	0.034	79.26
4	11		Jamie ELLWOOD	Caterham	1:39.327	8	12	0.099	0.016	79.25
5	17		Declan DOLAN	Caterham	1:39.361	9	12	0.133	0.034	79.22
6	26		Simon WEDGEWOOD	Caterham	1:39.389	9	11	0.161	0.028	79.20
7	2		Martin AMISON	Caterham	1:39.476	9	12	0.248	0.087	79.13
8	34		David HEWITT	Caterham	1:39.528	12	12	0.300	0.052	79.09
9	8		Mike WELBURN	Caterham	1:39.743	9	11	0.515	0.215	78.92
10	28		Chris FOX	Caterham	1:39.753	11	11	0.525	0.010	78.91
11	7		Nick FROST	Caterham	1:40.133	12	12	0.905	0.380	78.61
12	12		John PARKER	Caterham	1:40.952	8	11	1.724	0.819	77.97
13	54		Peter FRITH	Caterham	1:41.053	10	11	1.825	0.101	77.89
14	9		James BARLOW	Caterham	1:41.171	6	8	1.943	0.118	77.80
15	18		Tom OVERTON	Caterham	1:41.420	11	11	2.192	0.249	77.61
16	16		Ian NOBLE	Caterham	1:41.674	8	11	2.446	0.254	77.42
17	22		Kim RAYMENT	Caterham	1:42.341	9	11	3.113	0.667	76.91
18	52		Michael FESEMEYER	Caterham	1:42.616	10	11	3.388	0.275	76.71
19	30		Adrian RUSSELL	Caterham	1:42.640	8	11	3.412	0.024	76.69
20	13		Glyn DAVIES	Caterham	1:42.820	10	11	3.592	0.180	76.55
21	29		William SHARMAN	Caterham	1:42.958	9	11	3.730	0.138	76.45
22	5		Stuart SIMPSON	Caterham	1:43.193	7	7	3.965	0.235	76.28
23	21		Keith PENNINGTON	Caterham	1:43.388	8	9	4.160	0.195	76.13
24	51		Barry CHANTLER	Caterham	1:44.225	9	11	4.997	0.837	75.52
25	25		Bob WILSON	Caterham	1:47.210	9	11	7.982	2.985	73.42

Weather / Track : Cloudy / Dry

These results are provisional until the conclusion of any judicial and technical matters.

Cadwell
 Circuit Length = 2.1866 miles
 Start: 09:44 End: 10:05

Clerk of Course :		Timekeeper :
-------------------	--	--------------

BOOKATRACK.com Caterham Mega Graduates

QUALIFYING - LAP ANALYSIS

2	Martin AMISON						Caterham	
1 -	1:49.750 P	+ 10.274	9:46:24.503	7	1:44.538 P	+ 5.062	9:56:42.881	
2 -	1:44.083 P	+ 4.607	9:48:08.586	8	1:40.424 P	+ 0.948	9:58:23.305	
3 -	1:45.741 P	+ 6.265	9:49:54.327	9	1:39.476 P		10:00:02.781	
4 -	1:41.613 P	+ 2.137	9:51:35.940	10	1:39.783 P	+ 0.307	10:01:42.564	
5 -	1:41.288 P	+ 1.812	9:53:17.228	11	1:40.949 P	+ 1.473	10:03:23.513	
6 -	1:41.115 P	+ 1.639	9:54:58.343	12	1:40.801 P	+ 1.325	10:05:04.314	
5	Stuart SIMPSON						Caterham	
1 -	1:48.627 P	+ 5.434	9:46:28.435	5	1:48.060 P	+ 4.867	9:53:28.932	
2 -	1:43.306 P	+ 0.113	9:48:11.741	6	1:44.091 P	+ 0.898	9:55:13.023	
3 -	1:43.316 P	+ 0.123	9:49:55.057	7	1:43.193 P		9:56:56.216	
4 -	1:45.815 P	+ 2.622	9:51:40.872					
7	Nick FROST						Caterham	
1 -	1:51.241 P	+ 11.108	9:46:39.417	7	1:42.260 P	+ 2.127	9:56:56.932	
2 -	1:44.833 P	+ 4.700	9:48:24.250	8	1:40.625 P	+ 0.492	9:58:37.557	
3 -	1:43.468 P	+ 3.335	9:50:07.718	9	1:40.674 P	+ 0.541	10:00:18.231	
4 -	1:43.918 P	+ 3.785	9:51:51.636	10	1:40.222 P	+ 0.089	10:01:58.453	
5 -	1:41.675 P	+ 1.542	9:53:33.311	11	1:40.694 P	+ 0.561	10:03:39.147	
6 -	1:41.361 P	+ 1.228	9:55:14.672	12	1:40.133 P		10:05:19.280	
8	Mike WELBURN						Caterham	
1 -	1:51.576 P	+ 11.833	9:46:33.507	7	1:40.279 P	+ 0.536	9:56:48.085	
2 -	1:45.415 P	+ 5.672	9:48:18.922	8	1:40.101 P	+ 0.358	9:58:28.186	
3 -	1:41.851 P	+ 2.108	9:50:00.773	9	1:39.743 P		10:00:07.929	
4 -	1:42.333 P	+ 2.590	9:51:43.106	10	1:39.765 P	+ 0.022	10:01:47.694	
5 -	1:43.825 P	+ 4.082	9:53:26.931	11	1:40.068 P	+ 0.325	10:03:27.762	
6 -	1:40.875 P	+ 1.132	9:55:07.806					
9	James BARLOW						Caterham	
1 -	1:48.870 P	+ 7.699	9:46:25.316	5	1:41.511 P	+ 0.340	9:53:18.186	
2 -	1:44.068 P	+ 2.897	9:48:09.384	6	1:41.171 P		9:54:59.357	
3 -	1:43.696 P	+ 2.525	9:49:53.080	7	1:41.926 P	+ 0.755	9:56:41.283	
4 -	1:43.595 P	+ 2.424	9:51:36.675	8	1:41.190 P	+ 0.019	9:58:22.473	
10	James WALKER						Caterham	
1 -	1:49.216 P	+ 9.905	9:46:33.596	7	1:42.524 P	+ 3.213	9:56:46.363	
2 -	1:42.680 P	+ 3.369	9:48:16.276	8	1:40.615 P	+ 1.304	9:58:26.978	
3 -	1:42.827 P	+ 3.516	9:49:59.103	9	1:39.311 P		10:00:06.289	
4 -	1:42.225 P	+ 2.914	9:51:41.328	10	1:39.511 P	+ 0.200	10:01:45.800	
5 -	1:42.708 P	+ 3.397	9:53:24.036	11	1:39.761 P	+ 0.450	10:03:25.561	
6 -	1:39.803 P	+ 0.492	9:55:03.839	12	1:40.933 P	+ 1.622	10:05:06.494	
11	Jamie ELLWOOD						Caterham	
1 -	1:47.235 P	+ 7.908	9:46:25.858	7	1:44.150 P	+ 4.823	9:56:47.217	
2 -	1:42.996 P	+ 3.669	9:48:08.854	8	1:39.327 P		9:58:26.544	
3 -	1:41.666 P	+ 2.339	9:49:50.520	9	1:42.542 P	+ 3.215	10:00:09.086	
4 -	1:40.648 P	+ 1.321	9:51:31.168	10	1:40.090 P	+ 0.763	10:01:49.176	
5 -	1:52.050 P	+ 12.723	9:53:23.218	11	1:39.634 P	+ 0.307	10:03:28.810	
6 -	1:39.849 P	+ 0.522	9:55:03.067	12	1:44.462 P	+ 5.135	10:05:13.272	
12	John PARKER						Caterham	
1 -	1:54.758 P	+ 13.806	9:46:39.206	7	1:41.412 P	+ 0.460	9:57:04.593	
2 -	1:46.979 P	+ 6.027	9:48:26.185	8	1:40.952 P		9:58:45.545	
3 -	1:44.596 P	+ 3.644	9:50:10.781	9	1:41.462 P	+ 0.510	10:00:27.007	
4 -	1:44.227 P	+ 3.275	9:51:55.008	10	1:41.246 P	+ 0.294	10:02:08.253	
5 -	1:42.645 P	+ 1.693	9:53:37.653	11	1:42.322 P	+ 1.370	10:03:50.575	
6 -	1:45.528 P	+ 4.576	9:55:23.181					
13	Glyn DAVIES						Caterham	
1 -	1:51.837 P	+ 9.017	9:46:43.053	7	1:43.627 P	+ 0.807	9:57:22.157	
2 -	1:48.734 P	+ 5.914	9:48:31.787	8	1:42.861 P	+ 0.041	9:59:05.018	

Cadwell
Circuit Length = 2.1866 miles
Start: 09:44 End: 10:05

Weather / Track : Cloudy / Dry

BOOKATRACK.com Caterham Mega Graduates

QUALIFYING - LAP ANALYSIS

3 -	1:44.726 P	+ 1.906	9:50:16.513	9	1:43.028 P	+ 0.208	10:00:48.046
4 -	1:53.735 P	+ 10.915	9:52:10.248	10	1:42.820 P		10:02:30.866
5 -	1:44.314 P	+ 1.494	9:53:54.562	11	1:43.935 P	+ 1.115	10:04:14.801
6 -	1:43.968 P	+ 1.148	9:55:38.530				
16	Ian NOBLE Caterham						
1 -	1:57.125 P	+ 15.451	9:47:06.650	7	1:42.990 P	+ 1.316	9:57:32.541
2 -	1:45.052 P	+ 3.378	9:48:51.702	8	1:41.674 P		9:59:14.215
3 -	1:45.467 P	+ 3.793	9:50:37.169	9	1:42.169 P	+ 0.495	10:00:56.384
4 -	1:46.157 P	+ 4.483	9:52:23.326	10	1:42.261 P	+ 0.587	10:02:38.645
5 -	1:43.570 P	+ 1.896	9:54:06.896	11	1:44.219 P	+ 2.545	10:04:22.864
6 -	1:42.655 P	+ 0.981	9:55:49.551				
17	Declan DOLAN Caterham						
1 -	1:49.343 P	+ 9.982	9:46:26.787	7	1:39.549 P	+ 0.188	9:56:35.209
2 -	1:42.835 P	+ 3.474	9:48:09.622	8	1:39.713 P	+ 0.352	9:58:14.922
3 -	1:43.811 P	+ 4.450	9:49:53.433	9	1:39.361 P		9:59:54.283
4 -	1:41.271 P	+ 1.910	9:51:34.704	10	1:39.543 P	+ 0.182	10:01:33.826
5 -	1:40.669 P	+ 1.308	9:53:15.373	11	1:39.408 P	+ 0.047	10:03:13.234
6 -	1:40.287 P	+ 0.926	9:54:55.660	12	1:40.134 P	+ 0.773	10:04:53.368
18	Tom OVERTON Caterham						
1 -	1:52.041 P	+ 10.621	9:47:09.340	7	1:44.595 P	+ 3.175	9:58:28.123
2 -	1:46.911 P	+ 5.491	9:48:56.251	8	1:43.326 P	+ 1.906	10:00:11.449
3 -	1:46.620 P	+ 5.200	9:50:42.871	9	1:42.180 P	+ 0.760	10:01:53.629
4 -	2:06.191 P	+ 24.771	9:52:49.062	10	1:43.500 P	+ 2.080	10:03:37.129
5 -	2:10.071 P	+ 28.651	9:54:59.133	11	1:41.420 P		10:05:18.549
6 -	1:44.395 P	+ 2.975	9:56:43.528				
21	Keith PENNINGTON Caterham						
1 -	1:52.026 P	+ 8.638	9:46:49.939	6	1:45.663 P	+ 2.275	9:55:47.663
2 -	1:49.117 P	+ 5.729	9:48:39.056	7	1:44.632 P	+ 1.244	9:57:32.295
3 -	1:47.628 P	+ 4.240	9:50:26.684	8	1:43.388 P		9:59:15.683
4 -	1:48.603 P	+ 5.215	9:52:15.287	9	1:44.197 P	+ 0.809	10:00:59.880
5 -	1:46.713 P	+ 3.325	9:54:02.000				
22	Kim RAYMENT Caterham						
1 -	1:54.555 P	+ 12.214	9:46:49.066	7	1:44.258 P	+ 1.917	9:57:38.478
2 -	1:50.080 P	+ 7.739	9:48:39.146	8	1:43.002 P	+ 0.661	9:59:21.480
3 -	1:48.043 P	+ 5.702	9:50:27.189	9	1:42.341 P		10:01:03.821
4 -	1:56.865 P	+ 14.524	9:52:24.054	10	1:43.335 P	+ 0.994	10:02:47.156
5 -	1:45.799 P	+ 3.458	9:54:09.853	11	1:42.516 P	+ 0.175	10:04:29.672
6 -	1:44.367 P	+ 2.026	9:55:54.220				
25	Bob WILSON Caterham						
1 -	1:54.891 P	+ 7.681	9:46:54.389	7	1:48.530 P	+ 1.320	9:57:56.217
2 -	1:51.021 P	+ 3.811	9:48:45.410	8	1:47.569 P	+ 0.359	9:59:43.786
3 -	1:51.343 P	+ 4.133	9:50:36.753	9	1:47.210 P		10:01:30.996
4 -	1:52.263 P	+ 5.053	9:52:29.016	10	1:48.038 P	+ 0.828	10:03:19.034
5 -	1:49.738 P	+ 2.528	9:54:18.754	11	1:49.876 P	+ 2.666	10:05:08.910
6 -	1:48.933 P	+ 1.723	9:56:07.687				
26	Simon WEDGEWOOD Caterham						
1 -	1:48.532 P	+ 9.143	9:46:28.107	7	1:41.872 P	+ 2.483	9:56:41.790
2 -	1:43.148 P	+ 3.759	9:48:11.255	8	1:40.193 P	+ 0.804	9:58:21.983
3 -	1:43.630 P	+ 4.241	9:49:54.885	9	1:39.389 P		10:00:01.372
4 -	1:42.287 P	+ 2.898	9:51:37.172	10	1:40.442 P	+ 1.053	10:01:41.814
5 -	1:41.609 P	+ 2.220	9:53:18.781	11	2:06.853 P	+ 27.464	10:03:48.667
6 -	1:41.137 P	+ 1.748	9:54:59.918				
28	Chris FOX Caterham						
1 -	1:51.856 P	+ 12.103	9:47:08.740	7	1:40.839 P	+ 1.086	9:58:33.590
2 -	1:47.168 P	+ 7.415	9:48:55.908	8	1:40.801 P	+ 1.048	10:00:14.391
3 -	1:46.473 P	+ 6.720	9:50:42.381	9	1:40.205 P	+ 0.452	10:01:54.596

Cadwell
Circuit Length = 2.1866 miles
Start: 09:44 End: 10:05

Weather / Track : Cloudy / Dry

BOOKATRACK.com Caterham Mega Graduates

QUALIFYING - LAP ANALYSIS

4 -	2:01.779 P	+ 22.026	9:52:44.160	10	1:42.627 P	+ 2.874	10:03:37.223
5 -	2:12.749 P	+ 32.996	9:54:56.909	11	1:39.753 P		10:05:16.976
6 -	1:55.842 P	+ 16.089	9:56:52.751				
29	William SHARMAN Caterham						
1 -	1:55.046 P	+ 12.088	9:46:52.627	7	1:45.608 P	+ 2.650	9:57:33.534
2 -	1:49.474 P	+ 6.516	9:48:42.101	8	1:45.745 P	+ 2.787	9:59:19.279
3 -	1:46.545 P	+ 3.587	9:50:28.646	9	1:42.958 P		10:01:02.237
4 -	1:48.809 P	+ 5.851	9:52:17.455	10	1:43.605 P	+ 0.647	10:02:45.842
5 -	1:44.811 P	+ 1.853	9:54:02.266	11	1:44.721 P	+ 1.763	10:04:30.563
6 -	1:45.660 P	+ 2.702	9:55:47.926				
30	Adrian RUSSELL Caterham						
1 -	1:54.807 P	+ 12.167	9:46:54.690	7	1:44.461 P	+ 1.821	9:57:57.893
2 -	1:50.743 P	+ 8.103	9:48:45.433	8	1:42.640 P		9:59:40.533
3 -	1:58.960 P	+ 16.320	9:50:44.393	9	1:45.480 P	+ 2.840	10:01:26.013
4 -	1:59.315 P	+ 16.675	9:52:43.708	10	1:44.513 P	+ 1.873	10:03:10.526
5 -	1:45.389 P	+ 2.749	9:54:29.097	11	1:43.807 P	+ 1.167	10:04:54.333
6 -	1:44.335 P	+ 1.695	9:56:13.432				
34	David HEWITT Caterham						
1 -	1:50.702 P	+ 11.174	9:46:34.109	7	1:41.020 P	+ 1.492	9:56:43.820
2 -	1:43.429 P	+ 3.901	9:48:17.538	8	1:39.904 P	+ 0.376	9:58:23.724
3 -	1:41.209 P	+ 1.681	9:49:58.747	9	1:41.689 P	+ 2.161	10:00:05.413
4 -	1:41.879 P	+ 2.351	9:51:40.626	10	1:41.668 P	+ 2.140	10:01:47.081
5 -	1:41.972 P	+ 2.444	9:53:22.598	11	1:40.167 P	+ 0.639	10:03:27.248
6 -	1:40.202 P	+ 0.674	9:55:02.800	12	1:39.528 P		10:05:06.776
38	Paul ALLEN Caterham						
1 -	1:49.294 P	+ 10.066	9:46:34.628	7	1:41.853 P	+ 2.625	9:56:47.307
2 -	1:43.455 P	+ 4.227	9:48:18.083	8	1:42.899 P	+ 3.671	9:58:30.206
3 -	1:41.886 P	+ 2.658	9:49:59.969	9	1:39.228 P		10:00:09.434
4 -	1:41.290 P	+ 2.062	9:51:41.259	10	1:42.643 P	+ 3.415	10:01:52.077
5 -	1:42.636 P	+ 3.408	9:53:23.895	11	1:40.563 P	+ 1.335	10:03:32.640
6 -	1:41.559 P	+ 2.331	9:55:05.454	12	1:40.058 P	+ 0.830	10:05:12.698
48	Oliver JACKSON Caterham						
1 -	1:46.476 P	+ 7.199	9:46:43.824	7	1:40.149 P	+ 0.872	9:56:54.487
2 -	1:42.610 P	+ 3.333	9:48:26.434	8	1:39.652 P	+ 0.375	9:58:34.139
3 -	1:41.531 P	+ 2.254	9:50:07.965	9	1:39.277 P		10:00:13.416
4 -	1:41.586 P	+ 2.309	9:51:49.551	10	1:40.678 P	+ 1.401	10:01:54.094
5 -	1:40.712 P	+ 1.435	9:53:30.263	11	1:41.456 P	+ 2.179	10:03:35.550
6 -	1:44.075 P	+ 4.798	9:55:14.338	12	1:39.417 P	+ 0.140	10:05:14.967
51	Barry CHANTLER Caterham						
1 -	1:53.002 P	+ 8.777	9:46:55.523	7	1:44.290 P	+ 0.065	9:57:45.796
2 -	1:50.607 P	+ 6.382	9:48:46.130	8	1:44.780 P	+ 0.555	9:59:30.576
3 -	1:51.079 P	+ 6.854	9:50:37.209	9	1:44.225 P		10:01:14.801
4 -	1:52.162 P	+ 7.937	9:52:29.371	10	1:44.375 P	+ 0.150	10:02:59.176
5 -	1:46.895 P	+ 2.670	9:54:16.266	11	1:45.913 P	+ 1.688	10:04:45.089
6 -	1:45.240 P	+ 1.015	9:56:01.506				
52	Michael FESEMEYER Caterham						
1 -	1:59.172 P	+ 16.556	9:46:39.116	7	1:42.965 P	+ 0.349	9:57:22.921
2 -	1:52.387 P	+ 9.771	9:48:31.503	8	1:42.867 P	+ 0.251	9:59:05.788
3 -	1:47.874 P	+ 5.258	9:50:19.377	9	1:43.128 P	+ 0.512	10:00:48.916
4 -	1:50.352 P	+ 7.736	9:52:09.729	10	1:42.616 P		10:02:31.532
5 -	1:46.426 P	+ 3.810	9:53:56.155	11	1:42.876 P	+ 0.260	10:04:14.408
6 -	1:43.801 P	+ 1.185	9:55:39.956				
54	Peter FRITH Caterham						
1 -	1:51.948 P	+ 10.895	9:46:42.028	7	1:41.672 P	+ 0.619	9:57:02.090
2 -	1:45.296 P	+ 4.243	9:48:27.324	8	1:41.838 P	+ 0.785	9:58:43.928
3 -	1:43.768 P	+ 2.715	9:50:11.092	9	1:41.908 P	+ 0.855	10:00:25.836

Cadwell
Circuit Length = 2.1866 miles
Start: 09:44 End: 10:05

Weather / Track : Cloudy / Dry


BOOKATRACK.com Caterham Mega Graduates

QUALIFYING - LAP ANALYSIS

4 -	1:44.404 P	+ 3.351	9:51:55.496	10	1:41.053 P		10:02:06.889
5 -	1:42.441 P	+ 1.388	9:53:37.937	11	1:42.106 P	+ 1.053	10:03:48.995
6 -	1:42.481 P	+ 1.428	9:55:20.418				

BOOKATRACK.com Caterham Mega Graduates

RACE 6 - GRID

ROW 13		1:43.193	5	Stuart SIMPSON			
ROW 12	1:47.210	25	Bob WILSON	1:44.225	51	Barry CHANTLER	
ROW 11		1:43.388	21	Keith PENNINGTON	1:42.958	29	William SHARMAN
ROW 10	1:42.820	13	Glyn DAVIES	1:42.640	30	Adrian RUSSELL	
ROW 9		1:42.616	52	Michael FESEMEYER	1:42.341	22	Kim RAYMENT
ROW 8	1:41.674	16	Ian NOBLE	1:41.420	18	Tom OVERTON	
ROW 7		1:41.171	9	James BARLOW	1:41.053	54	Peter FRITH
ROW 6	1:40.952	12	John PARKER	1:40.133	7	Nick FROST	
ROW 5		1:39.753	28	Chris FOX	1:39.743	8	Mike WELBURN
ROW 4	1:39.528	34	David HEWITT	1:39.476	2	Martin AMISON	
ROW 3		1:39.389	26	Simon WEDGEWOOD	1:39.361	17	Declan DOLAN
ROW 2	1:39.327	11	Jamie ELLWOOD	1:39.311	10	James WALKER	
ROW 1		1:39.277	48	Oliver JACKSON	1:39.228	38	Paul ALLEN
Pole							
							

Weather / Track : Cloudy / Dry

Cadwell
Circuit Length = 2.1866 miles

Clerk of Course :		Timekeeper :
-------------------	--	--------------

BOOKATRACK.com Caterham Mega Graduates

RACE 6 Restart - CLASSIFICATION

POS	NO	CL	NAME	ENTRY	LAPS	TIME	GAP	DIFF	MPH	BEST	ON
1	38		Paul ALLEN	Caterham	7	12:02.995			75.65	1:40.303	7
2	48		Oliver JACKSON	Caterham	7	12:03.279	0.284	0.284	75.62	1:39.280	5
3	10		James WALKER	Caterham	7	12:03.393	0.398	0.114	75.60	1:39.950	7
4	11		Jamie ELLWOOD	Caterham	7	12:04.480	1.485	1.087	75.49	1:40.129	5
5	17		Declan DOLAN	Caterham	7	12:04.611	1.616	0.131	75.48	1:39.701	5
6	26		Simon WEDGEWOOD	Caterham	7	12:09.149	6.154	4.538	75.01	1:40.123	7
7	8		Mike WELBURN	Caterham	7	12:09.766	6.771	0.617	74.94	1:40.305	7
8	2		Martin AMISON	Caterham	7	12:15.306	12.311	5.540	74.38	1:40.410	7
9	12		John PARKER	Caterham	7	12:16.385	13.390	1.079	74.27	1:40.517	7
10	28		Chris FOX	Caterham	7	12:16.773	13.778	0.388	74.23	1:40.502	7
11	7		Nick FROST	Caterham	7	12:17.328	14.333	0.555	74.18	1:40.310	7
12	9		James BARLOW	Caterham	7	12:17.778	14.783	0.450	74.13	1:40.983	7
13	54		Peter FRITH	Caterham	7	12:17.951	14.956	0.173	74.11	1:40.398	7
14	18		Tom OVERTON	Caterham	7	12:18.651	15.656	0.700	74.04	1:40.528	7
15	22		Kim RAYMENT	Caterham	7	12:22.104	19.109	3.453	73.70	1:42.098	5
16	16		Ian NOBLE	Caterham	7	12:27.479	24.484	5.375	73.17	1:42.453	3
17	30		Adrian RUSSELL	Caterham	7	12:27.988	24.993	0.509	73.12	1:41.964	4
18	29		William SHARMAN	Caterham	7	12:33.072	30.077	5.084	72.62	1:43.202	5
19	21		Keith PENNINGTON	Caterham	7	12:34.242	31.247	1.170	72.51	1:43.825	5
20	51		Barry CHANTLER	Caterham	7	12:34.763	31.768	0.521	72.46	1:43.451	4
21	25		Bob WILSON	Caterham	7	12:35.390	32.395	0.627	72.40	1:43.146	5
22	52		Michael FESEMEYER	Caterham	7	12:35.866	32.871	0.476	72.36	1:42.483	6
23	5		Stuart SIMPSON	Caterham	7	12:36.296	33.301	0.430	72.32	1:40.224	5
NOT CLASSIFIED											
DNF	34		David HEWITT	Caterham	7	12:08.117	5.122		75.11	1:39.791	7
FASTEST LAP											
	48		Oliver JACKSON	Caterham	5	1:39.280			78.70 mph	126.65 kph	

Weather / Track : Cloudy / Dry
 These results are provisional until the conclusion of any judicial and technical matters.

Cadwell
 Circuit Length = 2.1704 miles
 Start: 16:50 End: 00:00

Clerk of Course :	Timekeeper :
-------------------	--------------

BOOKATRACK.com Caterham Mega Graduates
RACE 6 Restart - CLASSIFICATION Amended

POS	NO	CL	NAME	ENTRY	LAPS	TIME	GAP	DIFF	MPH	BEST	ON
1	38		Paul ALLEN	Caterham	7	12:02.995			75.65	1:40.303	7
2	48		Oliver JACKSON	Caterham	7	12:03.279	0.284	0.284	75.62	1:39.280	5
3	10		James WALKER	Caterham	7	12:03.393	0.398	0.114	75.60	1:39.950	7
4	11		Jamie ELLWOOD	Caterham	7	12:04.480	1.485	1.087	75.49	1:40.129	5
5	17		Declan DOLAN	Caterham	7	12:04.611	1.616	0.131	75.48	1:39.701	5
6	26		Simon WEDGEWOOD	Caterham	7	12:09.149	6.154	4.538	75.01	1:40.123	7
7	8		Mike WELBURN	Caterham	7	12:09.766	6.771	0.617	74.94	1:40.305	7
8	2		Martin AMISON	Caterham	7	12:15.306	12.311	5.540	74.38	1:40.410	7
9	12		John PARKER	Caterham	7	12:16.385	13.390	1.079	74.27	1:40.517	7
10	28		Chris FOX	Caterham	7	12:16.773	13.778	0.388	74.23	1:40.502	7
11	7		Nick FROST	Caterham	7	12:17.328	14.333	0.555	74.18	1:40.310	7
12	54		Peter FRITH	Caterham	7	12:17.951	14.956	0.623	74.11	1:40.398	7
13	18		Tom OVERTON	Caterham	7	12:18.651	15.656	0.700	74.04	1:40.528	7
14	22		Kim RAYMENT	Caterham	7	12:22.104	19.109	3.453	73.70	1:42.098	5
15	16		Ian NOBLE	Caterham	7	12:27.479	24.484	5.375	73.17	1:42.453	3
16	30		Adrian RUSSELL	Caterham	7	12:27.988	24.993	0.509	73.12	1:41.964	4
17	29		William SHARMAN	Caterham	7	12:33.072	30.077	5.084	72.62	1:43.202	5
18	21		Keith PENNINGTON	Caterham	7	12:34.242	31.247	1.170	72.51	1:43.825	5
19	51		Barry CHANTLER	Caterham	7	12:34.763	31.768	0.521	72.46	1:43.451	4
20	25		Bob WILSON	Caterham	7	12:35.390	32.395	0.627	72.40	1:43.146	5
21	52		Michael FESEMEYER	Caterham	7	12:35.866	32.871	0.476	72.36	1:42.483	6
22	5		Stuart SIMPSON	Caterham	7	12:36.296	33.301	0.430	72.32	1:40.224	5

NOT CLASSIFIED

DNF	34		David HEWITT	Caterham	7	12:08.117	5.122		75.11	1:39.791	7
DNF	9		James BARLOW	Caterham	7	12:17.778	14.783	9.661	74.13	1:40.983	7

FASTEST LAP

	48		Oliver JACKSON	Caterham	5	1:39.280			78.70 mph	126.65 kph	
--	----	--	----------------	----------	---	----------	--	--	-----------	------------	--

Car 9 excluded from Result following Post Race Scrutineering

Weather / Track : Cloudy / Dry

These results are provisional until the conclusion of any judicial and technical matters.

Cadwell
 Circuit Length = 2.1704 miles
 Start: 16:50 End: 17:09

Clerk of Course :		Timekeeper :	
-------------------	--	--------------	--

BOOKATRACK.com Caterham Mega Graduates

RACE 6 Restart - LAP CHART

Lap 1			Lap 2			Lap 3			Lap 4			Lap 5		
No	Behind	Laptime	No	Behind	Laptime	No	Behind	Laptime	No	Behind	Laptime	No	Behind	Laptime
38		1:51.262	38		1:44.821	38		1:41.634	38		1:41.183	38		1:40.373
10	0.385	1:51.234	10	0.308	1:44.744	10	0.145	1:41.471	10	1.376	1:42.414	48	0.301	1:39.280
48	1.130	1:52.486	11	0.752	1:44.019	11	0.767	1:41.649	48	1.394	1:41.474	10	0.993	1:39.990
11	1.554	1:52.311	48	1.302	1:44.993	48	1.103	1:41.435	11	1.713	1:42.129	11	1.469	1:40.129
26	1.929	1:52.037	2	1.815	1:43.915	2	1.741	1:41.560	2	2.541	1:41.983	17	2.042	1:39.701
2	2.721	1:52.274	26	2.279	1:45.171	17	2.421	1:41.446	17	2.714	1:41.476	2	3.053	1:40.885
17	2.981	1:52.893	17	2.609	1:44.449	26	3.247	1:42.602	26	3.464	1:41.400	26	4.023	1:40.932
8	3.578	1:52.683	8	4.026	1:45.269	8	4.578	1:42.186	34	4.217	1:40.029	34	4.379	1:40.535
34	4.238	1:53.501	34	4.504	1:45.087	34	5.371	1:42.501	8	5.086	1:41.691	8	5.310	1:40.597
28	4.795	1:53.832	28	5.129	1:45.155	28	6.749	1:43.254	12	8.375	1:42.605	12	10.863	1:42.861
54	5.127	1:53.566	54	5.712	1:45.406	12	6.953	1:42.374	28	8.898	1:43.332	28	11.230	1:42.705
12	5.666	1:54.438	12	6.213	1:45.368	54	7.243	1:43.165	9	9.232	1:42.526	54	11.780	1:42.606
7	6.049	1:55.072	9	6.954	1:44.161	9	7.889	1:42.569	54	9.547	1:43.487	9	12.143	1:43.284
18	6.568	1:54.677	7	7.291	1:46.063	7	8.073	1:42.416	7	10.109	1:43.219	7	12.573	1:42.837
16	7.356	1:55.316	18	7.996	1:46.249	18	8.766	1:42.404	18	10.545	1:42.962	18	13.020	1:42.848
9	7.614	1:55.613	16	8.383	1:45.848	16	9.202	1:42.453	16	11.185	1:43.166	16	13.681	1:42.869
22	8.021	1:55.765	22	8.789	1:45.589	22	10.431	1:43.276	22	12.193	1:42.945	22	13.918	1:42.098
21	9.058	1:56.344	21	11.206	1:46.969	21	16.085	1:46.513	5	15.855	1:40.779	5	15.706	1:40.224
52	9.900	1:57.370	30	11.298	1:46.081	5	16.259	1:46.399	30	18.017	1:41.964	30	20.277	1:42.633
30	10.038	1:57.274	5	11.494	1:45.651	30	17.236	1:47.572	21	19.462	1:44.560	21	22.914	1:43.825
51	10.564	1:57.038	51	12.210	1:46.467	51	17.915	1:47.339	51	20.183	1:43.451	51	24.010	1:44.200
5	10.664	1:56.260	52	13.226	1:48.147	52	18.293	1:46.701	52	20.539	1:43.429	29	24.070	1:43.202
29	11.433	1:58.417	29	13.558	1:46.946	29	18.964	1:47.040	29	21.241	1:43.460	25	25.287	1:43.146
25	11.997	1:58.424	25	14.484	1:47.308	25	19.509	1:46.659	25	22.514	1:44.188	52	26.824	1:46.658

BOOKATRACK.com Caterham Mega Graduates
RACE 6 Restart - LAP CHART

Lap 6			Lap 7		
No	Behind	Laptime	No	Behind	Laptime
38		1:40.541	38		1:40.303
48	0.473	1:40.713	48	0.284	1:40.114
10	0.751	1:40.299	10	0.398	1:39.950
11	1.148	1:40.220	11	1.485	1:40.640
17	1.608	1:40.107	17	1.616	1:40.311
34	5.634	1:41.796	34	5.122	1:39.791
26	6.334	1:42.852	26	6.154	1:40.123
8	6.769	1:42.000	8	6.771	1:40.305
2	12.204	1:49.692	2	12.311	1:40.410
12	13.176	1:42.854	12	13.390	1:40.517
28	13.579	1:42.890	28	13.778	1:40.502
9	14.103	1:42.501	7	14.333	1:40.310
7	14.326	1:42.294	9	14.783	1:40.983
54	14.861	1:43.622	54	14.956	1:40.398
18	15.431	1:42.952	18	15.656	1:40.528
16	16.027	1:42.887	22	19.109	1:42.318
22	17.094	1:43.717	16	24.484	1:48.760
5	17.464	1:42.299	30	24.993	1:42.682
30	22.614	1:42.878	29	30.077	1:43.258
21	27.062	1:44.689	21	31.247	1:44.488
29	27.122	1:43.593	51	31.768	1:44.184
51	27.887	1:44.418	25	32.395	1:44.648
25	28.050	1:43.304	52	32.871	1:44.408
52	28.766	1:42.483	5	33.301	1:56.140

**BOOKATRACK.com Caterham Classic Graduate
QUALIFYING - CLASSIFICATION**

POS	NO	CL	NAME	ENTRY	TIME	ON	LAPS	GAP	DIFF	MPH
1	61		Graeme SMITH	Caterham	1:47.503	8	11			73.22
2	89		Toby BRIANT	Caterham	1:47.642	7	11	0.139	0.139	73.12
3	73		Adam BETTINSON	Caterham	1:48.348	11	11	0.845	0.706	72.65
4	64		Jonathan VAMPLEW	Caterham	1:48.407	8	11	0.904	0.059	72.61
5	86		Trevor NEWMAN	Caterham	1:48.960	8	10	1.457	0.553	72.24
6	99		Darrell WILSON	Caterham	1:49.561	10	10	2.058	0.601	71.84
7	96		Dave MARSON	Caterham	1:49.918	11	11	2.415	0.357	71.61
8	84		Flick HAIGH	Caterham	1:50.365	8	11	2.862	0.447	71.32
9	87		Charles FITZHUGH	Caterham	1:51.161	9	10	3.658	0.796	70.81
10	80		Paul HARBACH	Caterham	1:52.299	9	10	4.796	1.138	70.09
11	70		Simon BONSER	Caterham	1:53.065	8	10	5.562	0.766	69.62
12	69		Peter CANNARD	Caterham	1:53.162	10	10	5.659	0.097	69.56
13	67		Sheila MARSHALL	Caterham	1:53.526	10	10	6.023	0.364	69.33
14	71		Darren GRAINGER	Caterham	1:57.558	9	10	10.055	4.032	66.96

Car 99 - Transponder not working

Weather / Track : Cloudy / Dry

These results are provisional until the conclusion of any judicial and technical matters.

Cadwell
Circuit Length = 2.1866 miles
Start: 10:13 End: 10:35

Clerk of Course :		Timekeeper :
-------------------	--	--------------

BOOKATRACK.com Caterham Classic Graduate
QUALIFYING - LAP ANALYSIS

61	Graeme SMITH						Caterham	
1 -	1:53.975 P	+ 6.472	10:15:48.648	7	1:48.781 P	+ 1.278	10:26:57.352	
2 -	1:51.422 P	+ 3.919	10:17:40.070	8	1:47.503 P		10:28:44.855	
3 -	1:52.060 P	+ 4.557	10:19:32.130	9	1:48.553 P	+ 1.050	10:30:33.408	
4 -	1:54.633 P	+ 7.130	10:21:26.763	10	1:48.246 P	+ 0.743	10:32:21.654	
5 -	1:52.298 P	+ 4.795	10:23:19.061	11	1:48.760 P	+ 1.257	10:34:10.414	
6 -	1:49.510 P	+ 2.007	10:25:08.571					
64	Jonathan VAMPLEW						Caterham	
1 -	1:53.886 P	+ 5.479	10:16:26.144	7	1:49.316 P	+ 0.909	10:27:34.354	
2 -	1:51.347 P	+ 2.940	10:18:17.491	8	1:48.407 P		10:29:22.761	
3 -	1:54.164 P	+ 5.757	10:20:11.655	9	1:48.947 P	+ 0.540	10:31:11.708	
4 -	1:53.719 P	+ 5.312	10:22:05.374	10	1:49.185 P	+ 0.778	10:33:00.893	
5 -	1:50.665 P	+ 2.258	10:23:56.039	11	1:49.248 P	+ 0.841	10:34:50.141	
6 -	1:48.999 P	+ 0.592	10:25:45.038					
67	Sheila MARSHALL						Caterham	
1 -	2:12.851 P	+ 19.325	10:16:27.258	6	1:55.806 P	+ 2.280	10:26:20.046	
2 -	1:57.852 P	+ 4.326	10:18:25.110	7	1:55.610 P	+ 2.084	10:28:15.656	
3 -	2:03.742 P	+ 10.216	10:20:28.852	8	1:54.073 P	+ 0.547	10:30:09.729	
4 -	1:59.232 P	+ 5.706	10:22:28.084	9	1:53.804 P	+ 0.278	10:32:03.533	
5 -	1:56.156 P	+ 2.630	10:24:24.240	10	1:53.526 P		10:33:57.059	
69	Peter CANNARD						Caterham	
1 -	1:59.700 P	+ 6.538	10:16:08.999	6	1:56.621 P	+ 3.459	10:25:50.542	
2 -	1:54.321 P	+ 1.159	10:18:03.320	7	1:55.258 P	+ 2.096	10:27:45.800	
3 -	1:56.116 P	+ 2.954	10:19:59.436	8	1:55.180 P	+ 2.018	10:29:40.980	
4 -	1:58.498 P	+ 5.336	10:21:57.934	9	1:53.733 P	+ 0.571	10:31:34.713	
5 -	1:55.987 P	+ 2.825	10:23:53.921	10	1:53.162 P		10:33:27.875	
70	Simon BONSER						Caterham	
1 -	2:03.999 P	+ 10.934	10:16:10.390	6	1:55.156 P	+ 2.091	10:26:01.082	
2 -	1:57.689 P	+ 4.624	10:18:08.079	7	1:53.306 P	+ 0.241	10:27:54.388	
3 -	1:59.314 P	+ 6.249	10:20:07.393	8	1:53.065 P		10:29:47.453	
4 -	2:01.669 P	+ 8.604	10:22:09.062	9	1:53.218 P	+ 0.153	10:31:40.671	
5 -	1:56.864 P	+ 3.799	10:24:05.926	10	1:53.772 P	+ 0.707	10:33:34.443	
71	Darren GRAINGER						Caterham	
1 -	2:14.658 P	+ 17.100	10:16:20.075	6	1:59.127 P	+ 1.569	10:26:39.704	
2 -	2:02.812 P	+ 5.254	10:18:22.887	7	1:58.793 P	+ 1.235	10:28:38.497	
3 -	2:09.415 P	+ 11.857	10:20:32.302	8	1:59.179 P	+ 1.621	10:30:37.676	
4 -	2:04.654 P	+ 7.096	10:22:36.956	9	1:57.558 P		10:32:35.234	
5 -	2:03.621 P	+ 6.063	10:24:40.577	10	1:58.737 P	+ 1.179	10:34:33.971	
73	Adam BETTINSON						Caterham	
1 -	1:53.345 P	+ 4.997	10:15:50.144	7	1:48.498 P	+ 0.150	10:26:54.999	
2 -	1:51.605 P	+ 3.257	10:17:41.749	8	1:48.775 P	+ 0.427	10:28:43.774	
3 -	1:53.155 P	+ 4.807	10:19:34.904	9	1:48.895 P	+ 0.547	10:30:32.669	
4 -	1:52.244 P	+ 3.896	10:21:27.148	10	1:51.222 P	+ 2.874	10:32:23.891	
5 -	1:49.845 P	+ 1.497	10:23:16.993	11	1:48.348 P		10:34:12.239	
6 -	1:49.508 P	+ 1.160	10:25:06.501					
80	Paul HARBACH						Caterham	
1 -	2:07.130 P	+ 14.831	10:16:20.003	6	1:55.839 P	+ 3.540	10:26:09.676	
2 -	1:59.322 P	+ 7.023	10:18:19.325	7	1:53.680 P	+ 1.381	10:28:03.356	
3 -	1:59.674 P	+ 7.375	10:20:18.999	8	1:53.451 P	+ 1.152	10:29:56.807	
4 -	1:57.952 P	+ 5.653	10:22:16.951	9	1:52.299 P		10:31:49.106	
5 -	1:56.886 P	+ 4.587	10:24:13.837	10	1:52.748 P	+ 0.449	10:33:41.854	
84	Flick HAIGH						Caterham	
1 -	1:53.636 P	+ 3.271	10:15:51.372	7	1:51.385 P	+ 1.020	10:27:08.047	
2 -	1:51.456 P	+ 1.091	10:17:42.828	8	1:50.365 P		10:28:58.412	
3 -	1:53.106 P	+ 2.741	10:19:35.934	9	1:50.368 P	+ 0.003	10:30:48.780	

Cadwell
 Circuit Length = 2.1866 miles
 Start: 10:13 End: 10:35

Weather / Track : Cloudy / Dry


BOOKATRACK.com Caterham Classic Graduate

QUALIFYING - LAP ANALYSIS

4 -	1:55.212 P	+ 4.847	10:21:31.146	10	1:50.513 P	+ 0.148	10:32:39.293
5 -	1:53.495 P	+ 3.130	10:23:24.641	11	1:51.598 P	+ 1.233	10:34:30.891
6 -	1:52.021 P	+ 1.656	10:25:16.662				
86	Trevor NEWMAN			Caterham			
1 -	1:52.071 P	+ 3.111	10:16:39.260	6	1:49.899 P	+ 0.939	10:25:57.788
2 -	1:50.056 P	+ 1.096	10:18:29.316	7	1:49.163 P	+ 0.203	10:27:46.951
3 -	1:54.701 P	+ 5.741	10:20:24.017	8	1:48.960 P		10:29:35.911
4 -	1:52.970 P	+ 4.010	10:22:16.987	9	1:49.106 P	+ 0.146	10:31:25.017
5 -	1:50.902 P	+ 1.942	10:24:07.889	10	1:48.976 P	+ 0.016	10:33:13.993
87	Charles FITZHUGH			Caterham			
1 -	1:59.034 P	+ 7.873	10:16:07.790	6	1:58.383 P	+ 7.222	10:25:43.077
2 -	1:52.884 P	+ 1.723	10:18:00.674	7	1:54.287 P	+ 3.126	10:27:37.364
3 -	1:53.706 P	+ 2.545	10:19:54.380	8	1:52.083 P	+ 0.922	10:29:29.447
4 -	1:55.236 P	+ 4.075	10:21:49.616	9	1:51.161 P		10:31:20.608
5 -	1:55.078 P	+ 3.917	10:23:44.694	10	1:52.912 P	+ 1.751	10:33:13.520
89	Toby BRIANT			Caterham			
1 -	1:52.629 P	+ 4.987	10:15:47.778	7	1:47.642 P		10:26:56.507
2 -	1:51.386 P	+ 3.744	10:17:39.164	8	1:49.022 P	+ 1.380	10:28:45.529
3 -	1:52.377 P	+ 4.735	10:19:31.541	9	1:48.150 P	+ 0.508	10:30:33.679
4 -	1:56.634 P	+ 8.992	10:21:28.175	10	1:48.473 P	+ 0.831	10:32:22.152
5 -	1:51.669 P	+ 4.027	10:23:19.844	11	1:48.584 P	+ 0.942	10:34:10.736
6 -	1:49.021 P	+ 1.379	10:25:08.865				
96	Dave MARSON			Caterham			
1 -	1:59.671 P	+ 9.753	10:16:04.306	7	1:50.619 P	+ 0.701	10:27:20.514
2 -	1:51.813 P	+ 1.895	10:17:56.119	8	2:01.143 P	+ 11.225	10:29:21.657
3 -	1:54.124 P	+ 4.206	10:19:50.243	9	1:51.913 P	+ 1.995	10:31:13.570
4 -	1:55.714 P	+ 5.796	10:21:45.957	10	1:50.267 P	+ 0.349	10:33:03.837
5 -	1:53.251 P	+ 3.333	10:23:39.208	11	1:49.918 P		10:34:53.755
6 -	1:50.687 P	+ 0.769	10:25:29.895				
99	Darrell WILSON			Caterham			
1 -	3:55.465 P	+ 2:05.904	10:18:05.185	6	1:52.130 P	+ 2.569	10:27:32.889
2 -	1:56.918 P	+ 7.357	10:20:02.103	7	1:51.802 P	+ 2.241	10:29:24.691
3 -	1:53.194 P	+ 3.633	10:21:55.297	8	1:50.006 P	+ 0.445	10:31:14.697
4 -	1:53.508 P	+ 3.947	10:23:48.805	9	1:50.445 P	+ 0.884	10:33:05.142
5 -	1:51.954 P	+ 2.393	10:25:40.759	10	1:49.561 P		10:34:54.703

Weather / Track : Cloudy / Dry

BOOKATRACK.com Caterham Classic Graduate
RACE 7 - GRID

ROW 7	1:57.558 71 Darren GRAINGER	1:53.526 67 Sheila MARSHALL
ROW 6	1:53.162 69 Peter CANNARD	1:53.065 70 Simon BONSER
ROW 5	1:52.299 80 Paul HARBACH	1:51.161 87 Charles FITZHUGH
ROW 4	1:50.365 84 Flick HAIGH	1:49.918 96 Dave MARSON
ROW 3	1:49.561 99 Darrell WILSON	1:48.960 86 Trevor NEWMAN
ROW 2	1:48.407 64 Jonathan VAMPLEW	1:48.348 73 Adam BETTINSON
ROW 1	1:47.642 89 Toby BRIANT	1:47.503 61 Graeme SMITH
Pole		
		

Weather / Track : Cloudy / Dry

Cadwell
 Circuit Length = 2.1866 miles

Clerk of Course :		Timekeeper :

**BOOKATRACK.com Caterham Classic Graduate
RACE 7 - CLASSIFICATION**

POS	NO	CL	NAME	ENTRY	LAPS	TIME	GAP	DIFF	MPH	BEST	ON
1	61		Graeme SMITH	Caterham	11	20:09.440			71.06	1:48.480	8
2	89		Toby BRIANT	Caterham	11	20:10.327	0.887	0.887	71.01	1:48.500	8
3	73		Adam BETTINSON	Caterham	11	20:11.590	2.150	1.263	70.93	1:48.462	9
4	64		Jonathan VAMPLEW	Caterham	11	20:14.069	4.629	2.479	70.79	1:48.373	8
5	99		Darrell WILSON	Caterham	11	20:26.446	17.006	12.377	70.08	1:49.530	5
6	86		Trevor NEWMAN	Caterham	11	20:27.930	18.490	1.484	69.99	1:48.336	8
7	96		Dave MARSON	Caterham	11	20:31.780	22.340	3.850	69.77	1:49.746	6
8	84		Flick HAIGH	Caterham	11	20:32.826	23.386	1.046	69.71	1:50.459	6
9	70		Simon BONSER	Caterham	11	20:50.694	41.254	17.868	68.72	1:52.080	8
10	80		Paul HARBACH	Caterham	11	20:52.467	43.027	1.773	68.62	1:51.583	8
11	87		Charles FITZHUGH	Caterham	11	20:52.983	43.543	0.516	68.59	1:51.415	8
12	67		Sheila MARSHALL	Caterham	11	20:54.884	45.444	1.901	68.49	1:51.875	8
13	69		Peter CANNARD	Caterham	11	21:00.306	50.866	5.422	68.19	1:52.641	6
14	71		Darren GRAINGER	Caterham	11	21:39.333	1:29.893	39.027	66.14	1:55.749	8
NOT CLASSIFIED											
DNS	76		Stephen HUMPHREYS	Caterham	0						0
FASTEST LAP											
	86		Trevor NEWMAN	Caterham	8	1:48.336			72.12 mph	116.07 kph	

Car 99 - STILL NO WORKING TRANSPONDER

Weather / Track : Cloudy / Dry

These results are provisional until the conclusion of any judicial and technical matters.

Cadwell

Circuit Length = 2.1704 miles

Start: 17:20 End: 17:42

Clerk of Course :

Timekeeper :

BOOKATRACK.com Caterham Classic Graduate**RACE 7 - LAP CHART**

Lap 1			Lap 2			Lap 3			Lap 4			Lap 5		
No	Behind	Laptime	No	Behind	Laptime	No	Behind	Laptime	No	Behind	Laptime	No	Behind	Laptime
86		1:54.297	61		1:49.494	61		1:49.142	61		1:49.855	61		1:49.396
61	0.589	1:55.811	86	0.623	1:50.706	89	1.265	1:49.176	89	0.495	1:49.085	73	1.115	1:49.601
89	1.235	1:56.476	89	1.231	1:50.079	73	1.900	1:49.181	73	0.910	1:48.865	89	1.772	1:50.673
73	2.296	1:56.708	73	1.861	1:49.648	86	2.420	1:50.939	64	3.707	1:50.046	64	3.728	1:49.417
64	3.279	1:57.836	64	3.221	1:50.025	64	3.516	1:49.437	99	5.232	1:49.824	99	5.366	1:49.530
99	3.860	1:58.271	99	4.206	1:50.429	99	5.263	1:50.199	96	8.779	1:50.996	96	10.539	1:51.156
96	4.815	1:58.589	96	6.004	1:51.272	96	7.638	1:50.776	84	9.327	1:50.930	84	11.093	1:51.162
84	5.189	1:58.337	84	6.708	1:51.602	84	8.252	1:50.686	86	15.503	2:02.938	86	16.105	1:49.998
80	6.324	1:59.182	80	8.644	1:52.403	80	12.562	1:53.060	70	16.920	1:53.865	70	19.712	1:52.188
70	6.679	1:59.196	70	8.958	1:52.362	70	12.910	1:53.094	80	18.620	1:55.913	80	21.517	1:52.293
87	7.537	2:00.357	87	10.395	1:52.941	87	13.613	1:52.360	87	19.229	1:55.471	87	22.049	1:52.216
67	8.373	2:00.222	67	11.699	1:53.409	67	15.015	1:52.458	67	19.568	1:54.408	67	22.856	1:52.684
69	9.347	2:01.724	69	12.762	1:53.498	69	16.896	1:53.276	69	20.799	1:53.758	69	24.589	1:53.186
71	10.658	2:02.474	71	17.353	1:56.778	71	25.360	1:57.149	71	32.564	1:57.059	71	40.105	1:56.937

BOOKATRACK.com Caterham Classic Graduate**RACE 7 - LAP CHART**

Lap 6			Lap 7			Lap 8			Lap 9			Lap 10		
No	Behind	Laptime	No	Behind	Laptime	No	Behind	Laptime	No	Behind	Laptime	No	Behind	Laptime
61		1:48.720	61		1:48.495	61		1:48.480	61		1:49.135	61		1:49.169
73	1.662	1:49.267	89	2.121	1:48.665	89	2.141	1:48.500	89	1.524	1:48.518	89	1.123	1:48.768
89	1.951	1:48.899	73	2.700	1:49.533	73	2.793	1:48.573	73	2.120	1:48.462	73	1.703	1:48.752
64	4.150	1:49.142	64	4.482	1:48.827	64	4.375	1:48.373	64	3.802	1:48.562	64	4.313	1:49.680
99	6.392	1:49.746	99	8.536	1:50.639	99	10.530	1:50.474	99	12.677	1:51.282	99	15.179	1:51.671
96	11.565	1:49.746	96	13.337	1:50.267	96	15.864	1:51.007	86	17.364	1:48.978	86	18.331	1:50.136
84	12.832	1:50.459	84	14.950	1:50.613	84	17.136	1:50.666	96	17.968	1:51.239	96	20.781	1:51.982
86	16.936	1:49.551	86	17.665	1:49.224	86	17.521	1:48.336	84	18.813	1:50.812	84	22.115	1:52.471
70	23.495	1:52.503	70	27.213	1:52.213	70	30.813	1:52.080	70	34.763	1:53.085	70	37.995	1:52.401
80	24.961	1:52.164	80	28.734	1:52.268	80	31.837	1:51.583	80	36.702	1:54.000	80	39.405	1:51.872
87	25.620	1:52.291	87	29.757	1:52.632	87	32.692	1:51.415	87	37.239	1:53.682	87	40.112	1:52.042
67	26.763	1:52.627	67	30.435	1:52.167	67	33.830	1:51.875	67	37.615	1:52.920	67	41.270	1:52.824
69	28.510	1:52.641	69	33.138	1:53.123	69	37.727	1:53.069	69	42.223	1:53.631	69	46.448	1:53.394
71	48.203	1:56.818	71	56.643	1:56.935	71	1:03.912	1:55.749	71	1:11.784	1:57.007	71	1:20.193	1:57.578

**BOOKATRACK.com Caterham Classic Graduate
RACE 7 - LAP CHART**

Lap 11		
No	Behind	Laptime
61		1:49.256
89	0.887	1:49.020
73	2.150	1:49.703
64	4.629	1:49.572
99	17.006	1:51.083
86	18.490	1:49.415
96	22.340	1:50.815
84	23.386	1:50.527
70	41.254	1:52.515
80	43.027	1:52.878
87	43.543	1:52.687
67	45.444	1:53.430
69	50.866	1:53.674
71	1:29.893	1:58.956

BARC Clubmans Cup

QUALIFYING - CLASSIFICATION

POS	NO	CL	NAME	ENTRY	TIME	ON	LAPS	GAP	DIFF	MPH
1	35		Daniel GIBSON	Mallock MK35 Synergy	1:31.181	9	13			85.74
2	3		Mike EVANS	Mallock Mk16	1:31.464	9	12	0.283	0.283	85.47
3	2		Paul GIBSON	Mallock MK35 Synergy	1:31.605	9	13	0.424	0.141	85.34
4	14		Reece WOOD	Mallock MK 26/27	1:32.103	6	6	0.922	0.498	84.88
5	6		Adrian LESTER	Mallock MK35	1:32.514	9	13	1.333	0.411	84.50
6	5		Paul FREEMAN	Ardmore FR95B	1:33.049	9	13	1.868	0.535	84.02
7	9		Barry WEBB	Mallock MK 23 /03 BW	1:33.699	6	13	2.518	0.650	83.43
8	51		Jason MONEY	Dart S16	1:33.983	9	12	2.802	0.284	83.18
9	73		Adrian LANGRIDGE	Mallock MK23	1:35.090	6	12	3.909	1.107	82.21
10	82		Michelle HAYWARD	Mallock MK27	1:35.682	9	9	4.501	0.592	81.70
11	19		David MADGWICK	Mallock MK27 EBX	1:36.004	12	12	4.823	0.322	81.43
12	66		Richard GILMOUR	Mallock 18-25M	1:39.139	11	11	7.958	3.135	78.85
13	60		Brian JORDAN	Mallock MK27/30 SG	1:41.921	7	9	10.740	2.782	76.70

Car 73 - transponder not working

Weather / Track : Cloudy / Dry

These results are provisional until the conclusion of any judicial and technical matters.

Cadwell
 Circuit Length = 2.1717 miles
 Start: 11:37 End: 11:59

Clerk of Course :

Timekeeper :

BARC Clubmans Cup

QUALIFYING - LAP ANALYSIS

2	Paul GIBSON		Mallock MK35 Synergy				
1 -	1:53.691	+ 22.086	11:40:06.818	8	1:32.007	+ 0.402	11:51:04.734
2 -	1:38.712	+ 7.107	11:41:45.530	9	1:31.605		11:52:36.339
3 -	1:35.583	+ 3.978	11:43:21.113	10	1:33.679	+ 2.074	11:54:10.018
4 -	1:33.172	+ 1.567	11:44:54.285	11	1:34.069	+ 2.464	11:55:44.087
5 -	1:32.715	+ 1.110	11:46:27.000	12	1:32.891	+ 1.286	11:57:16.978
6 -	1:32.115	+ 0.510	11:47:59.115	13	1:32.605	+ 1.000	11:58:49.583
7 -	1:33.612	+ 2.007	11:49:32.727				
3	Mike EVANS		Mallock Mk16				
1 -	1:44.651	+ 13.187	11:39:57.976	7	1:31.658	+ 0.194	11:49:21.596
2 -	1:36.847	+ 5.383	11:41:34.823	8	1:42.137	+ 10.673	11:51:03.733
3 -	1:34.519	+ 3.055	11:43:09.342	9	1:31.464		11:52:35.197
4 -	1:34.625	+ 3.161	11:44:43.967	10	1:49.926	+ 18.462	11:54:25.123
5 -	1:33.381	+ 1.917	11:46:17.348	11	1:32.003	+ 0.539	11:55:57.126
6 -	1:32.590	+ 1.126	11:47:49.938	12	1:32.821	+ 1.357	11:57:29.947
5	Paul FREEMAN		Ardmore FR95B				
1 -	1:44.316	+ 11.267	11:39:42.965	8	1:35.632	+ 2.583	11:50:51.593
2 -	1:38.897	+ 5.848	11:41:21.862	9	1:33.049		11:52:24.642
3 -	1:36.248	+ 3.199	11:42:58.110	10	1:36.473	+ 3.424	11:54:01.115
4 -	1:34.651	+ 1.602	11:44:32.761	11	1:35.590	+ 2.541	11:55:36.705
5 -	1:34.716	+ 1.667	11:46:07.477	12	1:33.425	+ 0.376	11:57:10.130
6 -	1:34.506	+ 1.457	11:47:41.983	13	1:33.566	+ 0.517	11:58:43.696
7 -	1:33.978	+ 0.929	11:49:15.961				
6	Adrian LESTER		Mallock MK35				
1 -	1:44.913	+ 12.399	11:39:44.414	8	1:33.117	+ 0.603	11:50:50.013
2 -	1:38.839	+ 6.325	11:41:23.253	9	1:32.514		11:52:22.527
3 -	1:36.270	+ 3.756	11:42:59.523	10	1:32.949	+ 0.435	11:53:55.476
4 -	1:34.459	+ 1.945	11:44:33.982	11	1:33.813	+ 1.299	11:55:29.289
5 -	1:34.420	+ 1.906	11:46:08.402	12	1:34.091	+ 1.577	11:57:03.380
6 -	1:34.933	+ 2.419	11:47:43.335	13	1:33.450	+ 0.936	11:58:36.830
7 -	1:33.561	+ 1.047	11:49:16.896				
9	Barry WEBB		Mallock MK 23 /03 BW				
1 -	1:46.645	+ 12.946	11:39:47.458	8	1:36.474	+ 2.775	11:50:55.041
2 -	1:39.148	+ 5.449	11:41:26.606	9	1:34.304	+ 0.605	11:52:29.345
3 -	1:35.603	+ 1.904	11:43:02.209	10	1:34.633	+ 0.934	11:54:03.978
4 -	1:34.390	+ 0.691	11:44:36.599	11	1:33.907	+ 0.208	11:55:37.885
5 -	1:34.107	+ 0.408	11:46:10.706	12	1:33.878	+ 0.179	11:57:11.763
6 -	1:33.699		11:47:44.405	13	1:34.267	+ 0.568	11:58:46.030
7 -	1:34.162	+ 0.463	11:49:18.567				
14	Martin WOOD		Mallock MK 26/27				
1 -	1:57.873	+ 25.770	11:40:10.533	4	1:32.712	+ 0.609	11:45:08.569
2 -	1:50.575	+ 18.472	11:42:01.108	5	1:32.616	+ 0.513	11:46:41.185
3 -	1:34.749	+ 2.646	11:43:35.857	6	1:32.103		11:48:13.288
19	David MADGWICK		Mallock MK27 EBX				
1 -	1:47.716	+ 11.712	11:39:55.827	7	1:36.709	+ 0.705	11:49:40.561
2 -	1:40.649	+ 4.645	11:41:36.476	8	1:36.438	+ 0.434	11:51:16.999
3 -	1:37.389	+ 1.385	11:43:13.865	9	1:36.322	+ 0.318	11:52:53.321
4 -	1:36.643	+ 0.639	11:44:50.508	10	1:36.704	+ 0.700	11:54:30.025
5 -	1:36.263	+ 0.259	11:46:26.771	11	1:36.813	+ 0.809	11:56:06.838
6 -	1:37.081	+ 1.077	11:48:03.852	12	1:36.004		11:57:42.842
35	Daniel GIBSON		Mallock MK35 Synergy				
1 -	1:41.835	+ 10.654	11:39:51.121	8	1:32.824	+ 1.643	11:50:49.051
2 -	1:35.681	+ 4.500	11:41:26.802	9	1:31.181		11:52:20.232
3 -	1:33.222	+ 2.041	11:43:00.024	10	1:33.291	+ 2.110	11:53:53.523
4 -	1:34.281	+ 3.100	11:44:34.305	11	1:35.550	+ 4.369	11:55:29.073
5 -	1:34.455	+ 3.274	11:46:08.760	12	1:34.787	+ 3.606	11:57:03.860

Cadwell
 Circuit Length = 2.1748 miles
 Start: 11:37 End: 11:59


Weather / Track : Cloudy / Dry

BARC Clubmans Cup
QUALIFYING - LAP ANALYSIS

6 -	1:34.187	+ 3.006	11:47:42.947	13	1:33.723	+ 2.542	11:58:37.583
7 -	1:33.280	+ 2.099	11:49:16.227				
51	Jason MONEY			Dart S16			
1 -	1:47.138	+ 13.155	11:39:46.157	7	1:35.423	+ 1.440	11:49:33.833
2 -	1:42.604	+ 8.621	11:41:28.761	8	1:34.122	+ 0.139	11:51:07.955
3 -	1:39.981	+ 5.998	11:43:08.742	9	1:33.983		11:52:41.938
4 -	1:38.153	+ 4.170	11:44:46.895	10	1:34.820	+ 0.837	11:54:16.758
5 -	1:36.018	+ 2.035	11:46:22.913	11	1:35.946	+ 1.963	11:55:52.704
6 -	1:35.497	+ 1.514	11:47:58.410	12	1:46.695	+ 12.712	11:57:39.399
60	Brian JORDAN			Mallock MK27/30 SG			
1 -	1:59.271	+ 17.350	11:40:05.278	6	1:42.676	+ 0.755	11:48:51.216
2 -	1:49.046	+ 7.125	11:41:54.324	7	1:41.921		11:50:33.137
3 -	1:47.510	+ 5.589	11:43:41.834	8	1:46.062	+ 4.141	11:52:19.199
4 -	1:44.364	+ 2.443	11:45:26.198	9	1:45.708	+ 3.787	11:54:04.907
5 -	1:42.342	+ 0.421	11:47:08.540				
66	Richard GILMOUR			Mallock 18-25M			
1 -	1:59.896	+ 20.757	11:40:08.422	7	1:41.938	+ 2.799	11:50:34.729
2 -	1:47.865	+ 8.726	11:41:56.287	8	1:43.779	+ 4.640	11:52:18.508
3 -	1:46.984	+ 7.845	11:43:43.271	9	1:52.691	+ 13.552	11:54:11.199
4 -	1:44.691	+ 5.552	11:45:27.962	10	1:41.210	+ 2.071	11:55:52.409
5 -	1:42.889	+ 3.750	11:47:10.851	11	1:39.139		11:57:31.548
6 -	1:41.940	+ 2.801	11:48:52.791				
73	Adrian LANGRIDGE			Mallock MK23			
1 -	1:48.688	+ 19.174	11:39:57.975	7	1:29.514		11:49:42.783
2 -	1:38.502	+ 8.988	11:41:36.477	8	1:35.568	+ 6.054	11:51:18.351
3 -	1:44.561	+ 15.047	11:43:21.038	9	1:46.681	+ 17.167	11:53:05.032
4 -	1:33.248	+ 3.734	11:44:54.286	10	1:41.198	+ 11.684	11:54:46.230
5 -	1:46.880	+ 17.366	11:46:41.166	11	1:35.494	+ 5.980	11:56:21.724
6 -	1:32.103	+ 2.589	11:48:13.269	12	1:35.879	+ 6.365	11:57:57.603
82	Michelle HAYWARD			Mallock MK27			
1 -	1:55.068	+ 19.386	11:40:12.403	6	1:44.941	+ 9.259	11:49:01.226
2 -	1:51.352	+ 15.670	11:42:03.755	7	1:35.894	+ 0.212	11:50:37.120
3 -	1:40.076	+ 4.394	11:43:43.831	8	1:39.249	+ 3.567	11:52:16.369
4 -	1:53.171	+ 17.489	11:45:37.002	9	1:35.682		11:53:52.051
5 -	1:39.283	+ 3.601	11:47:16.285				

**BARC Clubmans Cup
RACE 4 - GRID Amended**

ROW 7		1:41.921 60 Brian JORDAN
ROW 6	1:39.139 66 Richard GILMOUR	1:36.004 19 David MADGWICK
ROW 5	1:35.682 82 Michelle HAYWARD	1:35.090 73 Adrian LANGRIDGE
ROW 4	1:33.983 51 Jason MONEY	1:33.699 9 Barry WEBB
ROW 3	1:33.049 5 Paul FREEMAN	1:32.514 6 Adrian LESTER
ROW 2	1:32.103 14 Reece WOOD	1:31.605 2 Paul GIBSON
ROW 1	1:31.464 3 Mike EVANS	1:31.181 35 Daniel GIBSON
Pole		



Weather / Track : Cloudy / Dry

Cadwell
Circuit Length = 2.1717 miles

Clerk of Course :		Timekeeper :
-------------------	--	--------------

BARC Clubmans Cup

RACE 4 - CLASSIFICATION

POS	NO	CL	NAME	ENTRY	LAPS	TIME	GAP	DIFF	MPH	BEST	ON
1	14		Reece WOOD	Mallock MK 26/27	11	17:07.249			83.71	1:31.597	10
2	3		Mike EVANS	Mallock Mk16	11	17:09.556	2.307	2.307	83.53	1:31.706	10
3	5		Paul FREEMAN	Ardmore FR95B	11	17:21.108	13.859	11.552	82.60	1:33.247	10
4	6		Adrian LESTER	Mallock MK35	11	17:22.122	14.873	1.014	82.52	1:33.252	10
5	51		Jason MONEY	Dart S16	11	17:26.528	19.279	4.406	82.17	1:33.199	9
6	9		Barry WEBB	Mallock MK 23 /03 BW	11	17:28.957	21.708	2.429	81.98	1:33.256	8
7	73		Adrian LANGRIDGE	Mallock MK23	11	17:33.881	26.632	4.924	81.60	1:34.274	10
8	82		Michelle HAYWARD	Mallock MK27	11	17:39.219	31.970	5.338	81.19	1:34.905	7
9	35		Daniel GIBSON	Mallock MK35 Synergy	11	17:39.695	32.446	0.476	81.15	1:30.982	11
10	60		Brian JORDAN	Mallock MK27/30 SG	11	18:41.934	1:34.685	1:02.239	76.65	1:39.751	8
11	66		Richard GILMOUR	Mallock 18-25M	10	17:11.947	1 lap	1 lap	75.76	1:41.312	6
NOT CLASSIFIED											
DNS	2		Paul GIBSON	Mallock MK35 Synergy	0						0
DNS	19		David MADGWICK	Mallock MK27 EBX	0						0
FASTEST LAP											
	35		Daniel GIBSON	Mallock MK35 Synergy	11	1:30.982			85.93 mph	138.29 kph	

Weather / Track : Cloudy / Dry

These results are provisional until the conclusion of any judicial and technical matters.

Cadwell
 Circuit Length = 2.1717 miles
 Start: 15:36 End: 15:55

Clerk of Course :		Timekeeper :
-------------------	--	--------------

BARC Clubmans Cup
RACE 4 - LAP CHART

Lap 1			Lap 2			Lap 3			Lap 4			Lap 5		
No	Behind	Laptime	No	Behind	Laptime	No	Behind	Laptime	No	Behind	Laptime	No	Behind	Laptime
3		1:38.216	3		1:34.833	3		1:32.840	3		1:32.935	3		1:32.623
5	1.772	1:39.133	14	0.661	1:33.153	14	0.974	1:33.153	14	0.763	1:32.724	14	0.633	1:32.493
14	2.341	1:39.791	5	2.088	1:35.149	5	3.435	1:34.187	5	4.714	1:34.214	5	5.822	1:33.731
6	3.054	1:40.153	6	2.949	1:34.728	6	4.334	1:34.225	6	5.343	1:33.944	6	6.673	1:33.953
9	3.819	1:40.594	9	3.523	1:34.537	9	5.088	1:34.405	9	6.296	1:34.143	9	7.420	1:33.747
51	4.156	1:40.634	51	3.868	1:34.545	51	6.133	1:35.105	51	7.755	1:34.557	51	9.033	1:33.901
73	5.075	1:41.085	73	4.759	1:34.517	73	6.622	1:34.703	73	8.383	1:34.696	73	10.989	1:35.229
82	5.697	1:41.661	82	6.987	1:36.123	82	9.892	1:35.745	82	12.267	1:35.310	82	14.818	1:35.174
66	10.571	1:46.285	66	19.205	1:43.467	66	28.480	1:42.115	35	36.860	1:38.257	35	37.699	1:33.462
60	11.225	1:46.100	60	19.414	1:43.022	60	28.929	1:42.355	66	37.507	1:41.962	60	45.009	1:39.892
35	35.751	2:13.871	35	32.648	1:31.730	35	31.538	1:31.730	60	37.740	1:41.746	66	48.099	1:43.215

**BARC Clubmans Cup
RACE 4 - LAP CHART**

Lap 6			Lap 7			Lap 8			Lap 9			Lap 10		
No	Behind	Laptime	No	Behind	Laptime	No	Behind	Laptime	No	Behind	Laptime	No	Behind	Laptime
3		1:32.212	3		1:33.338	3		1:32.512	14		1:31.609	14		1:31.597
14	0.684	1:32.263	14	0.584	1:33.238	14	0.716	1:32.644	3	0.547	1:32.872	3	0.656	1:31.706
5	7.510	1:33.900	5	7.461	1:33.289	5	8.513	1:33.564	5	9.859	1:33.671	5	11.509	1:33.247
6	8.317	1:33.856	6	8.518	1:33.539	6	9.476	1:33.470	6	10.752	1:33.601	6	12.407	1:33.252
9	9.543	1:34.335	9	9.920	1:33.715	9	10.664	1:33.256	9	11.689	1:33.350	9	13.931	1:33.839
51	10.401	1:33.580	51	10.413	1:33.350	51	11.307	1:33.406	51	12.181	1:33.199	51	14.543	1:33.959
73	13.354	1:34.577	73	15.615	1:35.599	73	17.746	1:34.643	73	20.602	1:35.181	73	23.279	1:34.274
82	17.677	1:35.071	82	19.244	1:34.905	82	21.890	1:35.158	82	24.546	1:34.981	82	28.438	1:35.489
35	37.251	1:31.764	35	35.674	1:31.761	35	34.518	1:31.356	35	33.516	1:31.323	35	33.167	1:31.248
60	52.946	1:40.149	60	1:00.340	1:40.732	60	1:07.579	1:39.751	60	1:15.819	1:40.565	60	1:25.298	1:41.076
66	57.199	1:41.312	66	1:05.933	1:42.072	66	1:15.469	1:42.048	66	1:24.965	1:41.821			

**BARC Clubmans Cup
RACE 4 - LAP CHART**

Lap 11		
No	Behind	Laptime
14		1:31.703
3	2.307	1:33.354
66	1 LAP	1:43.033
5	13.859	1:34.053
6	14.873	1:34.169
51	19.279	1:36.439
9	21.708	1:39.480
73	26.632	1:35.056
82	31.970	1:35.235
35	32.446	1:30.982
60	1:34.685	1:41.090

Circuit Driver Caterham Acedemy (Group 1)
QUALIFYING - CLASSIFICATION

POS	NO	CL	NAME	ENTRY	TIME	ON	LAPS	GAP	DIFF	MPH
1	1	1	Jonathan WALKER	Caterham	1:45.623	5	11			74.01
2	50	1	Tommy KEET	Caterham	1:45.917	11	11	0.294	0.294	73.81
3	16	1	David TOWNROW	Caterham	1:46.398	7	11	0.775	0.481	73.47
4	21	1	Chris WALNE	Caterham	1:46.551	9	11	0.928	0.153	73.37
5	2	1	James CUNNINGHAM	Caterham	1:46.591	4	11	0.968	0.040	73.34
6	66	1	Mark BLACKBURN	Caterham	1:47.841	11	11	2.218	1.250	72.49
7	69	1	Andrew STANFORD	Caterham	1:48.004	9	11	2.381	0.163	72.38
8	87	1	Ben ATKINSON-WILLES	Caterham	1:48.276	8	10	2.653	0.272	72.20
9	76	1	Stephen TUCKER	Caterham	1:48.687	10	11	3.064	0.411	71.93
10	6	1	Robin ELLIS	Caterham	1:48.833	3	11	3.210	0.146	71.83
11	99	1	Nick HART	Caterham	1:48.991	6	11	3.368	0.158	71.73
12	77	1	Terry BOULTER	Caterham	1:49.166	9	10	3.543	0.175	71.61
13	42	1	Richard CARTER	Caterham	1:49.415	11	11	3.792	0.249	71.45
14	9	1	Andrew BALL	Caterham	1:49.621	11	11	3.998	0.206	71.31
15	10	1	Anthony SIDNEY-WOOLL	Caterham	1:50.095	2	11	4.472	0.474	71.01
16	13	1	John MORRIS	Caterham	1:50.389	4	11	4.766	0.294	70.82
17	46	1	Tim YOUNG	Caterham	1:50.768	6	10	5.145	0.379	70.58
18	45	1	Richard SOLOMONS	Caterham	1:51.208	11	11	5.585	0.440	70.30
19	27	1	Anthony BENNETT	Caterham	1:51.801	10	10	6.178	0.593	69.92
20	11	1	Peter MICKLEWRIGHT	Caterham	1:52.548	10	10	6.925	0.747	69.46
21	20	1	Ben TOMPKINS	Caterham	1:53.335	8	10	7.712	0.787	68.98
22	30	1	Ross PRITCHARD	Caterham	1:53.971	9	10	8.348	0.636	68.59
23	55	1	Andrew TURNER	Caterham	1:55.457	5	10	9.834	1.486	67.71

Weather / Track : Cloudy / Dry

These results are provisional until the conclusion of any judicial and technical matters.

Cadwell
 Circuit Length = 2.1717 miles
 Start: 12:06 End: 12:28

Clerk of Course :		Timekeeper :
-------------------	--	--------------

Circuit Driver Caterham Acedemy (Group 1)
QUALIFYING - CLASSIFICATION Amended

POS	NO	CL	NAME	ENTRY	TIME	ON	LAPS	GAP	DIFF	MPH
1	1	1	Jonathan WALKER	Caterham	1:45.623	5	11			74.01
2	50	1	Tommy KEET	Caterham	1:45.917	11	11	0.294	0.294	73.81
3	16	1	David TOWNROW	Caterham	1:46.398	7	11	0.775	0.481	73.47
4	21	1	Chris WALNE	Caterham	1:46.551	9	11	0.928	0.153	73.37
5	2	1	James CUNNINGHAM	Caterham	1:46.591	4	11	0.968	0.040	73.34
6	66	1	Mark BLACKBURN	Caterham	1:47.841	11	11	2.218	1.250	72.49
7	69	1	Andrew STANFORD	Caterham	1:48.004	9	11	2.381	0.163	72.38
8	76	1	Stephen TUCKER	Caterham	1:48.687	10	11	3.064	0.683	71.93
9	99	1	Nick HART	Caterham	1:48.991	6	11	3.368	0.304	71.73
10	77	1	Terry BOULTER	Caterham	1:49.166	9	10	3.543	0.175	71.61
11	42	1	Richard CARTER	Caterham	1:49.415	11	11	3.792	0.249	71.45
12	9	1	Andrew BALL	Caterham	1:49.621	11	11	3.998	0.206	71.31
13	10	1	Anthony SIDNEY-WOOLL	Caterham	1:50.095	2	11	4.472	0.474	71.01
14	13	1	John MORRIS	Caterham	1:50.389	4	11	4.766	0.294	70.82
15	46	1	Tim YOUNG	Caterham	1:50.768	6	10	5.145	0.379	70.58
16	45	1	Richard SOLOMONS	Caterham	1:51.208	11	11	5.585	0.440	70.30
17	27	1	Anthony BENNETT	Caterham	1:51.801	10	10	6.178	0.593	69.92
18	11	1	Peter MICKLEWRIGHT	Caterham	1:52.548	10	10	6.925	0.747	69.46
19	20	1	Ben TOMPKINS	Caterham	1:53.335	8	10	7.712	0.787	68.98
20	30	1	Ross PRITCHARD	Caterham	1:53.971	9	10	8.348	0.636	68.59
21	55	1	Andrew TURNER	Caterham	1:55.457	5	10	9.834	1.486	67.71
DQ	87	1	Ben ATKINSON-WILLES	Caterham			10			
DQ	6	1	Robin ELLIS	Caterham			11			

Cars 6 & 87 - excluded following post practice scrutineering

Weather / Track : Cloudy / Dry

These results are provisional until the conclusion of any judicial and technical matters.

Cadwell
 Circuit Length = 2.1717 miles
 Start: 12:06 End: 12:28

Clerk of Course :		Timekeeper :
-------------------	--	--------------

Circuit Driver Caterham Acedemy (Group 1)

QUALIFYING - LAP ANALYSIS

1	Jonathan WALKER						Caterham	
1 -	1:49.435	+ 3.812	12:08:37.134	7	1:46.476	+ 0.853	12:19:16.142	
2 -	1:47.388	+ 1.765	12:10:24.522	8	1:46.926	+ 1.303	12:21:03.068	
3 -	1:46.567	+ 0.944	12:12:11.089	9	1:52.039	+ 6.416	12:22:55.107	
4 -	1:46.111	+ 0.488	12:13:57.200	10	1:56.512	+ 10.889	12:24:51.619	
5 -	1:45.623		12:15:42.823	11	1:57.347	+ 11.724	12:26:48.966	
6 -	1:46.843	+ 1.220	12:17:29.666					
2	James CUNNINGHAM						Caterham	
1 -	1:50.739	+ 4.148	12:08:40.132	7	1:47.171	+ 0.580	12:19:25.216	
2 -	1:48.175	+ 1.584	12:10:28.307	8	1:49.666	+ 3.075	12:21:14.882	
3 -	1:48.884	+ 2.293	12:12:17.191	9	1:47.110	+ 0.519	12:23:01.992	
4 -	1:46.591		12:12:49.057	10	1:49.620	+ 3.029	12:24:51.612	
5 -	1:46.609	+ 0.018	12:15:50.391	11	1:47.843	+ 1.252	12:26:39.455	
6 -	1:47.654	+ 1.063	12:17:38.045					
6	Robin ELLIS						Caterham	
1 -	1:59.085	+ 10.252	12:09:08.743	7	1:49.942	+ 1.109	12:20:09.490	
2 -	1:51.481	+ 2.648	12:11:00.224	8	1:51.153	+ 2.320	12:22:00.643	
3 -	1:48.833		12:12:49.057	9	1:50.815	+ 1.982	12:23:51.458	
4 -	1:49.243	+ 0.410	12:14:38.300	10	1:50.127	+ 1.294	12:25:41.585	
5 -	1:52.173	+ 3.340	12:16:30.473	11	1:51.784	+ 2.951	12:27:33.369	
6 -	1:49.075	+ 0.242	12:18:19.548					
9	Andrew BALL						Caterham	
1 -	1:54.067	+ 4.446	12:08:52.687	7	1:51.974	+ 2.353	12:19:56.642	
2 -	1:49.914	+ 0.293	12:10:42.601	8	1:51.953	+ 2.332	12:21:48.595	
3 -	1:49.902	+ 0.281	12:12:32.503	9	1:50.744	+ 1.123	12:23:39.339	
4 -	1:51.483	+ 1.862	12:14:23.986	10	1:50.087	+ 0.466	12:25:29.426	
5 -	1:50.230	+ 0.609	12:16:14.216	11	1:49.621		12:27:19.047	
6 -	1:50.452	+ 0.831	12:18:04.668					
10	Anthony SIDNEY-WOOLL						Caterham	
1 -	1:54.901	+ 4.806	12:08:57.072	7	1:51.735	+ 1.640	12:20:10.433	
2 -	1:50.095		12:10:47.167	8	1:51.368	+ 1.273	12:22:01.801	
3 -	1:50.687	+ 0.592	12:12:37.854	9	1:51.049	+ 0.954	12:23:52.850	
4 -	1:50.495	+ 0.400	12:14:28.349	10	1:59.943	+ 9.848	12:25:52.793	
5 -	1:59.563	+ 9.468	12:16:27.912	11	1:55.332	+ 5.237	12:27:48.125	
6 -	1:50.786	+ 0.691	12:18:18.698					
11	Peter MICKLEWRIGHT						Caterham	
1 -	2:02.770	+ 10.222	12:09:25.707	6	1:53.549	+ 1.001	12:19:09.247	
2 -	1:58.092	+ 5.544	12:11:23.799	7	1:53.796	+ 1.248	12:21:03.043	
3 -	2:04.298	+ 11.750	12:13:28.097	8	1:53.628	+ 1.080	12:22:56.671	
4 -	1:54.202	+ 1.654	12:15:22.299	9	1:53.929	+ 1.381	12:24:50.600	
5 -	1:53.399	+ 0.851	12:17:15.698	10	1:52.548		12:26:43.148	
13	John MORRIS						Caterham	
1 -	1:57.976	+ 7.587	12:09:12.483	7	1:52.505	+ 2.116	12:20:25.072	
2 -	1:54.421	+ 4.032	12:11:06.904	8	1:54.129	+ 3.740	12:22:19.201	
3 -	1:53.391	+ 3.002	12:13:00.295	9	1:51.930	+ 1.541	12:24:11.131	
4 -	1:50.389		12:14:50.684	10	1:51.845	+ 1.456	12:26:02.976	
5 -	1:50.770	+ 0.381	12:16:41.454	11	1:50.982	+ 0.593	12:27:53.958	
6 -	1:51.113	+ 0.724	12:18:32.567					
16	David TOWNROW						Caterham	
1 -	1:50.233	+ 3.835	12:08:40.989	7	1:46.398		12:19:25.014	
2 -	1:48.386	+ 1.988	12:10:29.375	8	1:47.865	+ 1.467	12:21:12.879	
3 -	1:46.791	+ 0.393	12:12:16.166	9	1:49.951	+ 3.553	12:23:02.830	
4 -	1:46.569	+ 0.171	12:14:02.735	10	1:49.594	+ 3.196	12:24:52.424	
5 -	1:48.467	+ 2.069	12:15:51.202	11	1:48.687	+ 2.289	12:26:41.111	
6 -	1:47.414	+ 1.016	12:17:38.616					

Cadwell
Circuit Length = 2.1717 miles
Start: 12:06 End: 12:28

Weather / Track : Cloudy / Dry

Circuit Driver Caterham Acedemy (Group 1)

QUALIFYING - LAP ANALYSIS

20	Ben TOMPKINS						Caterham	
1 -	2:02.894	+ 9.559	12:09:24.094	6	1:54.959	+ 1.624	12:19:04.734	
2 -	1:58.162	+ 4.827	12:11:22.256	7	1:54.098	+ 0.763	12:20:58.832	
3 -	1:56.422	+ 3.087	12:13:18.678	8	1:53.335		12:22:52.167	
4 -	1:55.120	+ 1.785	12:15:13.798	9	1:54.797	+ 1.462	12:24:46.964	
5 -	1:55.977	+ 2.642	12:17:09.775	10	1:53.935	+ 0.600	12:26:40.899	
21	Chris WALNE						Caterham	
1 -	1:52.849	+ 6.298	12:08:51.466	7	1:47.811	+ 1.260	12:19:38.337	
2 -	1:48.149	+ 1.598	12:10:39.615	8	1:46.989	+ 0.438	12:21:25.326	
3 -	1:48.274	+ 1.723	12:12:27.889	9	1:46.551		12:23:11.877	
4 -	1:47.699	+ 1.148	12:14:15.588	10	1:48.017	+ 1.466	12:24:59.894	
5 -	1:47.476	+ 0.925	12:16:03.064	11	1:48.240	+ 1.689	12:26:48.134	
6 -	1:47.462	+ 0.911	12:17:50.526					
27	Anthony BENNETT						Caterham	
1 -	2:01.543	+ 9.742	12:09:08.459	6	1:58.419	+ 6.618	12:18:52.862	
2 -	1:57.854	+ 6.053	12:11:06.313	7	1:54.276	+ 2.475	12:20:47.138	
3 -	1:57.714	+ 5.913	12:13:04.027	8	1:53.328	+ 1.527	12:22:40.466	
4 -	1:55.822	+ 4.021	12:14:59.849	9	1:53.377	+ 1.576	12:24:33.843	
5 -	1:54.594	+ 2.793	12:16:54.443	10	1:51.801		12:26:25.644	
30	Ross PRITCHARD						Caterham	
1 -	1:59.714	+ 5.743	12:09:18.653	6	1:58.824	+ 4.853	12:19:19.202	
2 -	2:04.978	+ 11.007	12:11:23.631	7	1:56.058	+ 2.087	12:21:15.260	
3 -	2:00.518	+ 6.547	12:13:24.149	8	1:54.717	+ 0.746	12:23:09.977	
4 -	1:58.505	+ 4.534	12:15:22.654	9	1:53.971		12:25:03.948	
5 -	1:57.724	+ 3.753	12:17:20.378	10	1:54.970	+ 0.999	12:26:58.918	
42	Richard CARTER						Caterham	
1 -	1:58.175	+ 8.760	12:09:04.178	7	1:51.461	+ 2.046	12:20:14.147	
2 -	1:52.298	+ 2.883	12:10:56.476	8	1:49.797	+ 0.382	12:22:03.944	
3 -	1:50.267	+ 0.852	12:12:46.743	9	1:49.457	+ 0.042	12:23:53.401	
4 -	1:50.562	+ 1.147	12:14:37.305	10	1:49.967	+ 0.552	12:25:43.368	
5 -	1:51.430	+ 2.015	12:16:28.735	11	1:49.415		12:27:32.783	
6 -	1:53.951	+ 4.536	12:18:22.686					
45	Richard SOLOMONS						Caterham	
1 -	2:00.179	+ 8.971	12:09:11.303	7	1:51.971	+ 0.763	12:20:25.626	
2 -	1:52.094	+ 0.886	12:11:03.397	8	1:51.921	+ 0.713	12:22:17.547	
3 -	1:52.947	+ 1.739	12:12:56.344	9	1:51.459	+ 0.251	12:24:09.006	
4 -	1:51.802	+ 0.594	12:14:48.146	10	1:52.689	+ 1.481	12:26:01.695	
5 -	1:51.670	+ 0.462	12:16:39.816	11	1:51.208		12:27:52.903	
6 -	1:53.839	+ 2.631	12:18:33.655					
46	Tim YOUNG						Caterham	
1 -	1:58.691	+ 7.923	12:09:14.340	6	1:50.768		12:20:26.697	
2 -	1:52.982	+ 2.214	12:11:07.322	7	1:53.121	+ 2.353	12:22:19.818	
3 -	1:56.691	+ 5.923	12:13:04.013	8	1:53.231	+ 2.463	12:24:13.049	
4 -	3:40.912	+ 1:50.144	12:16:44.925	9	1:50.997	+ 0.229	12:26:04.046	
5 -	1:51.004	+ 0.236	12:18:35.929	10	1:51.053	+ 0.285	12:27:55.099	
50	Tommy KEET						Caterham	
1 -	1:58.594	+ 12.677	12:09:45.759	7	1:47.101	+ 1.184	12:20:31.384	
2 -	1:48.571	+ 2.654	12:11:34.330	8	1:48.433	+ 2.516	12:22:19.817	
3 -	1:47.998	+ 2.081	12:13:22.328	9	1:49.489	+ 3.572	12:24:09.306	
4 -	1:46.325	+ 0.408	12:15:08.653	10	1:47.038	+ 1.121	12:25:56.344	
5 -	1:46.278	+ 0.361	12:16:54.931	11	1:45.917		12:27:42.261	
6 -	1:49.352	+ 3.435	12:18:44.283					
55	Andrew TURNER						Caterham	
1 -	2:08.682	+ 13.225	12:09:34.674	6	2:11.480	+ 16.023	12:19:46.752	
2 -	2:00.443	+ 4.986	12:11:35.117	7	2:05.433	+ 9.976	12:21:52.185	

Cadwell
Circuit Length = 2.1717 miles
Start: 12:06 End: 12:28

Weather / Track : Cloudy / Dry

Circuit Driver Caterham Acedemy (Group 1)


QUALIFYING - LAP ANALYSIS

3 -	1:55.893	+ 0.436	12:13:31.010	8	2:06.823	+ 11.366	12:23:59.008
4 -	2:08.805	+ 13.348	12:15:39.815	9	2:02.347	+ 6.890	12:26:01.355
5 -	1:55.457		12:17:35.272	10	1:58.354	+ 2.897	12:27:59.709
66	Mark BLACKBURN			Caterham			
1 -	1:58.691	+ 10.850	12:09:14.339	7	1:48.609	+ 0.768	12:20:19.801
2 -	1:52.982	+ 5.141	12:11:07.321	8	1:48.333	+ 0.492	12:22:08.134
3 -	1:57.071	+ 9.230	12:13:04.392	9	1:50.387	+ 2.546	12:23:58.521
4 -	1:49.854	+ 2.013	12:14:54.246	10	1:48.043	+ 0.202	12:25:46.564
5 -	1:48.141	+ 0.300	12:16:42.387	11	1:47.841		12:27:34.405
6 -	1:48.805	+ 0.964	12:18:31.192				
69	Andrew STANFORD			Caterham			
1 -	1:53.861	+ 5.857	12:08:55.616	7	1:49.151	+ 1.147	12:19:47.842
2 -	1:48.290	+ 0.286	12:10:43.906	8	1:49.201	+ 1.197	12:21:37.043
3 -	1:49.439	+ 1.435	12:12:33.345	9	1:48.004		12:23:25.047
4 -	1:48.071	+ 0.067	12:14:21.416	10	1:49.064	+ 1.060	12:25:14.111
5 -	1:48.741	+ 0.737	12:16:10.157	11	1:48.836	+ 0.832	12:27:02.947
6 -	1:48.534	+ 0.530	12:17:58.691				
76	Stephen TUCKER			Caterham			
1 -	2:10.563	+ 21.876	12:09:39.455	7	1:48.943	+ 0.256	12:20:38.758
2 -	1:48.774	+ 0.087	12:11:28.229	8	1:50.592	+ 1.905	12:22:29.350
3 -	1:49.636	+ 0.949	12:13:17.865	9	1:49.322	+ 0.635	12:24:18.672
4 -	1:49.426	+ 0.739	12:15:07.291	10	1:48.687		12:26:07.359
5 -	1:49.611	+ 0.924	12:16:56.902	11	1:49.396	+ 0.709	12:27:56.755
6 -	1:52.913	+ 4.226	12:18:49.815				
77	Terry BOULTER			Caterham			
1 -	1:59.829	+ 10.663	12:09:26.822	6	1:49.815	+ 0.649	12:18:55.673
2 -	1:57.901	+ 8.735	12:11:24.723	7	1:51.675	+ 2.509	12:20:47.348
3 -	2:01.146	+ 11.980	12:13:25.869	8	1:50.366	+ 1.200	12:22:37.714
4 -	1:49.508	+ 0.342	12:15:15.377	9	1:49.166		12:24:26.880
5 -	1:50.481	+ 1.315	12:17:05.858	10	1:49.219	+ 0.053	12:26:16.099
87	Ben ATKINSON-WILLES			Caterham			
1 -	2:07.934	+ 19.658	12:09:52.599	6	1:48.768	+ 0.492	12:19:20.367
2 -	1:49.897	+ 1.621	12:11:42.496	7	1:48.752	+ 0.476	12:21:09.119
3 -	1:49.457	+ 1.181	12:13:31.953	8	1:48.276		12:22:57.395
4 -	2:08.045	+ 19.769	12:15:39.998	9	2:00.618	+ 12.342	12:24:58.013
5 -	1:51.601	+ 3.325	12:17:31.599	10	1:48.610	+ 0.334	12:26:46.623
99	Nick HART			Caterham			
1 -	1:56.932	+ 7.941	12:09:00.846	7	1:50.050	+ 1.059	12:20:07.172
2 -	1:52.605	+ 3.614	12:10:53.451	8	1:51.705	+ 2.714	12:21:58.877
3 -	1:52.028	+ 3.037	12:12:45.479	9	1:51.743	+ 2.752	12:23:50.620
4 -	1:50.982	+ 1.991	12:14:36.461	10	1:49.842	+ 0.851	12:25:40.462
5 -	1:51.670	+ 2.679	12:16:28.131	11	1:49.588	+ 0.597	12:27:30.050
6 -	1:48.991		12:18:17.122				

Weather / Track : Cloudy / Dry

Circuit Driver Caterham Acedemy (Group 1)

RACE 5 - GRID

ROW 12	1:55.457	55	Andrew TURNER			
ROW 11	1:53.971	30	Ross PRITCHARD	1:53.335	20	Ben TOMPKINS
ROW 10	1:52.548	11	Peter MICKLEWRIGHT	1:51.801	27	Anthony BENNETT
ROW 9	1:51.208	45	Richard SOLOMONS	1:50.768	46	Tim YOUNG
ROW 8	1:50.389	13	John MORRIS	1:50.095	10	Anthony SIDNEY-WOOLL
ROW 7	1:49.621	9	Andrew BALL	1:49.415	42	Richard CARTER
ROW 6	1:49.166	77	Terry BOULTER	1:48.991	99	Nick HART
ROW 5	1:48.833	6	Robin ELLIS	1:48.687	76	Stephen TUCKER
ROW 4	1:48.276	87	Ben ATKINSON-WILLES	1:48.004	69	Andrew STANFORD
ROW 3	1:47.841	66	Mark BLACKBURN	1:46.591	2	James CUNNINGHAM
ROW 2	1:46.551	21	Chris WALNE	1:46.398	16	David TOWNROW
ROW 1	1:45.917	50	Tommy KEET	1:45.623	1	Jonathan WALKER
Pole						
						

Weather / Track : Cloudy / Dry

Cadwell
Circuit Length = 2.1717 miles

Clerk of Course :

Timekeeper :

Circuit Driver Caterham Acedemy (Group 1)

RACE 5 - CLASSIFICATION

POS	NO	CL	NAME	ENTRY	LAPS	TIME	GAP	DIFF	MPH	BEST	ON
1	1	1	Jonathan WALKER	Caterham	10	17:50.705			72.97	1:45.685	9
2	16	1	David TOWNROW	Caterham	10	17:55.811	5.106	5.106	72.63	1:45.791	3
3	21	1	Chris WALNE	Caterham	10	18:10.937	20.232	15.126	71.62	1:46.120	8
4	66	1	Mark BLACKBURN	Caterham	10	18:12.483	21.778	1.546	71.52	1:46.872	6
5	76	1	Stephen TUCKER	Caterham	10	18:13.534	22.829	1.051	71.45	1:47.386	9
6	69	1	Andrew STANFORD	Caterham	10	18:13.836	23.131	0.302	71.43	1:46.247	9
7	2	1	James CUNNINGHAM	Caterham	10	18:15.634	24.929	1.798	71.31	1:45.878	5
8	50	1	Tommy KEET	Caterham	10	18:18.888	28.183	3.254	71.10	1:44.884	7
9	99	1	Nick HART	Caterham	10	18:30.367	39.662	11.479	70.36	1:47.505	7
10	9	1	Andrew BALL	Caterham	10	18:31.168	40.463	0.801	70.31	1:49.092	3
11	77	1	Terry BOULTER	Caterham	10	18:31.559	40.854	0.391	70.29	1:48.344	8
12	10	1	Anthony SIDNEY-WOOLL	Caterham	10	18:33.829	43.124	2.270	70.15	1:49.403	10
13	87	1	Ben ATKINSON-WILLES	Caterham	10	18:43.337	52.632	9.508	69.55	1:48.372	8
14	42	1	Richard CARTER	Caterham	10	18:50.607	59.902	7.270	69.10	1:48.791	4
15	6	1	Robin ELLIS	Caterham	10	18:54.221	1:03.516	3.614	68.88	1:49.770	10
16	13	1	John MORRIS	Caterham	10	18:56.663	1:05.958	2.442	68.74	1:48.630	7
17	45	1	Richard SOLOMONS	Caterham	10	18:57.940	1:07.235	1.277	68.66	1:49.446	9
18	11	1	Peter MICKLEWRIGHT	Caterham	10	19:00.314	1:09.609	2.374	68.52	1:49.772	2
19	46	1	Tim YOUNG	Caterham	10	19:01.966	1:11.261	1.652	68.42	1:49.915	10
20	27	1	Anthony BENNETT	Caterham	10	19:06.925	1:16.220	4.959	68.12	1:50.285	10
21	20	1	Ben TOMPKINS	Caterham	10	19:07.482	1:16.777	0.557	68.09	1:51.062	8
22	30	1	Ross PRITCHARD	Caterham	10	19:16.613	1:25.908	9.131	67.55	1:51.294	6
23	55	1	Andrew TURNER	Caterham	10	19:35.583	1:44.878	18.970	66.46	1:54.599	4

FASTEST LAP

50	1	Tommy KEET	Caterham	7	1:44.884	74.49 mph	119.89 kph
----	---	------------	----------	---	----------	-----------	------------

Weather / Track : Cloudy / Dry

These results are provisional until the conclusion of any judicial and technical matters.

Cadwell
Circuit Length = 2.1704 miles
Start: 16:04 End: 16:24

Clerk of Course :

Timekeeper :

Circuit Driver Caterham Acedemy (Group 1)

RACE 5 - LAP CHART

Lap 1			Lap 2			Lap 3			Lap 4			Lap 5		
No	Behind	Laptime	No	Behind	Laptime	No	Behind	Laptime	No	Behind	Laptime	No	Behind	Laptime
1		1:51.971	1		1:45.897	1		1:45.760	1		1:47.164	1		1:46.002
16	0.623	1:51.831	16	0.669	1:45.943	16	0.700	1:45.791	16	0.541	1:47.005	16	0.650	1:46.111
21	1.330	1:52.516	21	1.669	1:46.236	21	2.135	1:46.226	21	1.358	1:46.387	21	1.566	1:46.210
2	2.117	1:52.672	2	2.502	1:46.282	2	3.427	1:46.685	2	2.305	1:46.042	2	2.181	1:45.878
76	2.919	1:52.750	76	4.698	1:47.676	76	7.346	1:48.408	76	9.446	1:49.264	76	13.096	1:49.652
66	3.916	1:54.630	99	7.261	1:48.839	99	10.315	1:48.814	66	12.444	1:48.431	66	15.314	1:48.872
99	4.319	1:53.794	66	7.901	1:49.882	66	11.177	1:49.036	99	12.653	1:49.502	99	15.554	1:48.903
77	4.748	1:54.089	77	8.488	1:49.637	77	11.719	1:48.991	77	13.180	1:48.625	69	16.856	1:49.232
69	5.347	1:54.804	69	8.936	1:49.486	69	11.904	1:48.728	69	13.626	1:48.886	9	21.338	1:50.786
42	5.931	1:54.595	42	10.208	1:50.174	42	13.624	1:49.176	42	15.251	1:48.791	50	21.832	1:47.475
10	6.986	1:56.049	10	11.133	1:50.044	9	14.615	1:49.092	9	16.554	1:49.103	10	23.954	1:51.470
9	7.494	1:55.943	9	11.283	1:49.686	10	15.901	1:50.528	10	18.486	1:49.749	77	28.494	2:01.316
13	8.686	1:56.809	13	12.597	1:49.808	13	16.419	1:49.582	50	20.359	1:46.020	13	29.604	1:51.461
11	9.229	1:57.049	11	13.104	1:49.772	11	17.695	1:50.351	11	22.647	1:52.116	11	33.191	1:56.546
30	14.542	2:02.139	50	21.178	1:49.701	50	21.503	1:46.085	13	24.145	1:54.890	42	35.244	2:05.995
27	14.667	2:01.721	27	21.575	1:52.805	27	29.253	1:53.438	27	35.174	1:53.085	87	40.442	1:51.134
20	17.098	2:03.685	30	22.666	1:54.021	30	30.131	1:53.225	87	35.310	1:52.271	27	41.764	1:52.592
50	17.374	2:09.185	20	25.442	1:54.241	87	30.203	1:50.418	6	35.926	1:51.413	6	42.364	1:52.440
55	18.777	2:05.737	87	25.545	1:51.125	6	31.677	1:51.345	30	37.021	1:54.054	30	43.572	1:52.553
87	20.317	1:53.830	6	26.092	1:50.640	20	34.330	1:54.648	20	40.173	1:53.007	20	46.729	1:52.558
6	21.349	1:54.510	55	29.217	1:56.337	55	38.386	1:54.929	45	42.763	1:51.301	45	46.883	1:50.122
45	28.443	2:16.513	45	32.854	1:50.308	45	38.626	1:51.532	46	43.992	1:51.316	46	48.740	1:50.750
46	29.022	2:16.941	46	34.822	1:51.697	46	39.840	1:50.778	55	45.821	1:54.599	55	54.847	1:55.028

Circuit Driver Caterham Acedemy (Group 1)

RACE 5 - LAP CHART


Lap 6			Lap 7			Lap 8			Lap 9			Lap 10		
No	Behind	Laptime	No	Behind	Laptime	No	Behind	Laptime	No	Behind	Laptime	No	Behind	Laptime
16		1:46.711	1		1:46.687	1		1:45.896	1		1:45.685	1		1:46.098
1	0.028	1:47.389	21	1.694	1:47.446	21	1.918	1:46.120	21	3.397	1:47.164	16	5.106	1:46.710
21	0.963	1:46.758	2	2.023	1:47.338	16	2.910	1:46.453	2	3.867	1:46.555	21	20.232	2:02.933
2	1.400	1:46.580	16	2.353	1:49.068	2	2.997	1:46.870	16	4.494	1:47.269	66	21.778	1:49.156
76	14.665	1:48.930	66	16.119	1:48.009	66	17.155	1:46.932	66	18.720	1:47.250	76	22.829	1:48.185
66	14.825	1:46.872	76	16.925	1:48.975	76	19.041	1:48.012	76	20.742	1:47.386	69	23.131	1:48.148
99	16.608	1:48.415	99	17.398	1:47.505	69	20.519	1:48.506	69	21.081	1:46.247	2	24.929	2:07.160
69	17.097	1:47.602	69	17.909	1:47.527	50	25.177	1:52.712	50	25.019	1:45.527	50	28.183	1:49.262
50	20.192	1:45.721	50	18.361	1:44.884	99	32.419	2:00.917	99	35.995	1:49.261	99	39.662	1:49.765
9	24.903	1:50.926	9	28.846	1:50.658	9	33.322	1:50.372	9	36.993	1:49.356	9	40.463	1:49.568
10	26.899	1:50.306	10	30.608	1:50.424	10	34.777	1:50.065	77	38.569	1:49.373	77	40.854	1:48.383
77	30.681	1:49.548	77	32.433	1:48.467	77	34.881	1:48.344	10	39.819	1:50.727	10	43.124	1:49.403
13	31.940	1:49.697	13	33.855	1:48.630	13	37.432	1:49.473	13	40.536	1:48.789	87	52.632	1:49.604
42	38.488	1:50.605	42	42.153	1:50.380	42	45.812	1:49.555	87	49.126	1:48.658	42	59.902	1:53.130
11	39.984	1:54.154	87	43.677	1:48.457	87	46.153	1:48.372	42	52.870	1:52.743	6	1:03.516	1:49.770
87	41.935	1:48.854	11	46.071	1:52.802	11	53.701	1:53.526	6	59.844	1:51.496	13	1:05.958	2:11.520
27	46.097	1:51.694	6	49.614	1:50.063	6	54.033	1:50.315	11	1:01.949	1:53.933	45	1:07.235	1:51.048
6	46.266	1:51.263	45	53.791	1:50.428	45	58.524	1:50.629	45	1:02.285	1:49.446	11	1:09.609	1:53.758
30	47.505	1:51.294	46	57.482	1:51.485	46	1:02.702	1:51.116	46	1:07.444	1:50.427	46	1:11.261	1:49.915
45	50.078	1:50.556	27	1:00.209	2:00.827	27	1:05.777	1:51.464	20	1:11.667	1:51.120	27	1:16.220	1:50.285
46	52.712	1:51.333	20	1:01.066	1:53.483	20	1:06.232	1:51.062	27	1:12.033	1:51.941	20	1:16.777	1:51.208
20	54.298	1:54.930	30	1:05.105	2:04.315	30	1:12.112	1:52.903	30	1:18.662	1:52.235	30	1:25.908	1:53.344
55	1:04.385	1:56.899	55	1:15.338	1:57.668	55	1:24.946	1:55.504	55	1:34.254	1:54.993	55	1:44.878	1:56.722

Circuit Driver Caterham Acedemy (Group 1)

RACE 5 - GRID Amended

ROW 12	87 Ben ATKINSON-WILLES	6 Robin ELLIS
ROW 11		55 Andrew TURNER 1:55.457
ROW 10	30 Ross PRITCHARD 1:53.971	20 Ben TOMPKINS 1:53.335
ROW 9	11 Peter MICKLEWRIGHT 1:52.548	27 Anthony BENNETT 1:51.801
ROW 8	45 Richard SOLOMONS 1:51.208	46 Tim YOUNG 1:50.768
ROW 7	13 John MORRIS 1:50.389	10 Anthony SIDNEY-WOOLL 1:50.095
ROW 6	9 Andrew BALL 1:49.621	42 Richard CARTER 1:49.415
ROW 5	77 Terry BOULTER 1:49.166	99 Nick HART 1:48.991
ROW 4	76 Stephen TUCKER 1:48.687	69 Andrew STANFORD 1:48.004
ROW 3	66 Mark BLACKBURN 1:47.841	2 James CUNNINGHAM 1:46.591
ROW 2	21 Chris WALNE 1:46.551	16 David TOWNROW 1:46.398
ROW 1	50 Tommy KEET 1:45.917	1 Jonathan WALKER 1:45.623

Pole



Weather / Track : Cloudy / Dry

Cadwell
Circuit Length = 2.1717 miles

Clerk of Course :

Timekeeper :