



**BARC**

**Snetterton Circuit**

**29th & 30th April, 1st May 2006**



**Results Provided by MST Sports Timing Ltd**  
***[www.msttiming.com](http://www.msttiming.com)***

# Lancaster Insurance MG Owners Club Championship

## QUALIFYING - RACE 1

POS	NO	CL	DRIVER	NAT	CAR	TIME	LAPS	GAP	MPH
1	44	F	Martin WILLS		MG F	1:28.435	9		79.46
2	6	F	Ian EVANS		MG F	1:28.706	10	0.271	79.21
3	77	F	Nick DUNN		MG F	1:29.513	10	1.078	78.50
4	23	F	Paul j SAVAGE		MGF	1:29.518	9	1.083	78.50
5	59	F	Paul NAISH		MG F	1:30.338	10	1.903	77.78
6	57	F	Robin WALKER		MG F	1:30.802	10	2.367	77.39
7	3	F	Ian DEAVES		MG F	1:31.751	10	3.316	76.59
8	17	F	Stuart PHILPS		MGF	1:32.061	9	3.626	76.33
9	19	F	John COPLAND		MGF	1:32.210	9	3.775	76.20
10	16	A	Trevor DIXON		MGB GT	1:33.210	9	4.775	75.39
11	18	A	Malcolm HILL		MGB GT	1:33.413	9	4.978	75.22
12	99	F	Keith ASSENDER		MG F	1:33.466	9	5.031	75.18
13	2	A	Jim BAYNAM		MGB Roadster	1:33.922	9	5.487	74.82
14	36	F	Peter TOMLIN		MG F	1:33.953	9	5.518	74.79
15	22	A	Dave REES		MG Midget	1:33.977	9	5.542	74.77
16	53	F	Mark BAKER		MG F VVC	1:33.986	9	5.551	74.76
17	11	F	Andrew RADFORD		MG F VVC	1:34.004	9	5.569	74.75
18	37	A	John KIMBER		MG B GT	1:36.852	9	8.417	72.55
19	52	A	David VANGILS		MG B Roadster	1:37.173	9	8.738	72.31
20	21	A	James SIMONS		MG B Roadster	1:39.169	9	10.734	70.86
21	20	A	Steve FRANKLIN		MG Midget	1:39.514	7	11.079	70.61
22	9	A	Natalie JARVIS		MG B GT	1:41.854	9	13.419	68.99
23	15	A	Vincent HUNT		MGB	1:43.957	8	15.522	67.59
24	25	A	Kevin BROADLEY		MG B GT	1:44.866	8	16.431	67.01

**Cars 59 & 99 - Transponders not working - Fix or you WILL NOT BE TIMED IN THE RACE**  
**Weather / Track : Bright / Dry**  
**These results are provisional until the conclusion of any judicial and technical matters.**

Snetterton  
 Circuit Length = 1.9520 miles.  
 Start: 09:44 End: 09:59

Clerk of Course	Timekeeper:
-----------------	-------------

## Lancaster Insurance MG Owners Club Championship

### QUALIFYING LAP ANALYSIS - RACE 1

<b>2</b>	<b>Jim BAYNAM</b>	MGB Roadster
1 -	7:01.910	6 - 1:36.252
2 -	1:45.677	7 - 1:36.349
3 -	1:42.503	8 - 1:34.846
4 -	1:39.906	9 - <b>1:33.922</b>
5 -	1:37.744	
<b>3</b>	<b>Ian DEAVES</b>	MG F
1 -	6:09.028	6 - 1:32.633
2 -	1:44.114	7 - <b>1:31.751</b>
3 -	1:39.507	8 - 1:32.103
4 -	1:38.553	9 - 1:31.973
5 -	1:34.755	10 - 1:35.720
<b>6</b>	<b>Ian EVANS</b>	MG F
1 -	6:35.778	6 - 1:30.834
2 -	1:41.395	7 - 1:30.178
3 -	1:35.624	8 - 1:30.217
4 -	1:34.267	9 - 1:30.371
5 -	1:32.873	10 - <b>1:28.706</b>
<b>9</b>	<b>Natalie JARVIS</b>	MG B GT
1 -	6:30.732	6 - 1:44.908
2 -	1:54.340	7 - 1:44.794
3 -	1:50.525	8 - 1:46.840
4 -	1:48.803	9 - <b>1:41.854</b>
5 -	1:45.161	
<b>11</b>	<b>Andrew RADFORD</b>	MG F VVC
1 -	6:14.112	6 - 1:35.049
2 -	1:49.214	7 - 1:34.327
3 -	1:42.980	8 - 1:34.579
4 -	1:38.956	9 - <b>1:34.004</b>
5 -	1:38.281	
<b>15</b>	<b>Vincent HUNT</b>	MGB
1 -	6:52.843	6 - 1:45.685
2 -	1:48.608	7 - 1:45.979
3 -	1:47.648	8 - 1:45.894
4 -	1:47.089	
5 -	<b>1:43.957</b>	
<b>16</b>	<b>Trevor DIXON</b>	MGB GT
1 -	6:23.318	6 - 1:35.343
2 -	1:43.800	7 - 1:34.226
3 -	1:42.416	8 - 1:33.974
4 -	1:38.763	9 - <b>1:33.210</b>
5 -	1:37.358	

Cars 59 & 99 - Transponders not working - Fix or you WILL NOT BE TIMED IN THE RACE  
 Weather / Track : Bright / Dry

Snetterton  
 Circuit Length = 1.9520 miles.  
 Start: 09:44 End: 09:59

# Lancaster Insurance MG Owners Club Championship

## QUALIFYING LAP ANALYSIS - RACE 1

(contd.)

<b>17</b>	<b>Stuart PHILPS</b>	MGF
1 -	6:13.187	6 - 1:49.925
2 -	1:43.793	7 - 1:36.067
3 -	1:40.380	8 - 1:33.610
4 -	1:37.660	9 - <b>1:32.061</b>
5 -	2:31.107P	
<b>18</b>	<b>Malcolm HILL</b>	MGB GT
1 -	6:37.202	6 - 1:34.977
2 -	1:45.192	7 - 1:34.300
3 -	1:41.300	8 - <b>1:33.413</b>
4 -	1:40.415	9 - 1:34.354
5 -	1:38.165	
<b>19</b>	<b>John COPLAND</b>	MGF
1 -	6:42.045	6 - 1:34.905
2 -	1:45.480	7 - 1:35.075
3 -	1:45.437	8 - 1:33.220
4 -	1:41.138	9 - <b>1:32.210</b>
5 -	1:37.553	
<b>20</b>	<b>Steve FRANKLIN</b>	MG Midget
1 -	6:17.963	6 - <b>1:39.514</b>
2 -	1:47.229	7 - 1:40.742
3 -	1:46.128	
4 -	2:05.297	
5 -	1:42.893	
<b>21</b>	<b>James SIMONS</b>	MG B Roadster
1 -	6:23.186	6 - <b>1:39.169</b>
2 -	1:48.930	7 - 2:06.309
3 -	1:45.299	8 - 1:44.391
4 -	1:43.322	9 - 1:41.659
5 -	1:41.935	
<b>22</b>	<b>Dave REES</b>	MG Midget
1 -	6:34.412	6 - 1:35.992
2 -	1:45.541	7 - 1:34.824
3 -	1:41.081	8 - <b>1:33.977</b>
4 -	1:39.739	9 - 1:34.807
5 -	1:38.190	
<b>23</b>	<b>Paul j SAVAGE</b>	MGF
1 -	6:33.909	6 - 1:29.715
2 -	1:36.718	7 - 1:29.856
3 -	1:35.471	8 - 1:31.053
4 -	1:31.167	9 - <b>1:29.518</b>
5 -	1:30.420	

Cars 59 & 99 - Transponders not working - Fix or you WILL NOT BE TIMED IN THE RACE  
Weather / Track : Bright / Dry

Snetterton  
Circuit Length = 1.9520 miles.  
Start: 09:44 End: 09:59

# Lancaster Insurance MG Owners Club Championship

## QUALIFYING LAP ANALYSIS - RACE 1

(contd.)

<b>25</b>	<b>Kevin BROADLEY</b>	MG B GT
1 -	6:45.296	6 - 1:47.879
2 -	1:51.725	7 - 1:45.056
3 -	1:50.242	8 - <b>1:44.866</b>
4 -	1:50.572	
5 -	1:47.419	
<b>36</b>	<b>Peter TOMLIN</b>	MG F
1 -	6:15.370	6 - 1:36.251
2 -	1:43.724	7 - 1:34.978
3 -	1:40.098	8 - 1:34.044
4 -	1:37.768	9 - <b>1:33.953</b>
5 -	1:38.597	
<b>37</b>	<b>John KIMBER</b>	MG B GT
1 -	6:30.126	6 - 1:38.377
2 -	1:48.571	7 - 1:40.307
3 -	1:44.397	8 - 1:37.660
4 -	1:42.489	9 - <b>1:36.852</b>
5 -	1:40.282	
<b>44</b>	<b>Martin WILLS</b>	MG F
1 -	6:12.776	6 - 1:31.028
2 -	1:49.962	7 - 1:29.360
3 -	3:17.025P	8 - 1:30.231
4 -	1:42.503	9 - <b>1:28.435</b>
5 -	1:32.271	
<b>52</b>	<b>David VANGILS</b>	MG B Roadster
1 -	6:48.736	6 - 1:46.785
2 -	1:49.565	7 - 1:40.698
3 -	1:50.008	8 - 1:40.736
4 -	1:43.699	9 - <b>1:37.173</b>
5 -	1:42.036	
<b>53</b>	<b>Mark BAKER</b>	MG F VVC
1 -	6:19.450	6 - 1:36.569
2 -	1:46.568	7 - 1:36.566
3 -	1:42.650	8 - <b>1:33.986</b>
4 -	1:39.748	9 - 1:45.414
5 -	1:42.696	
<b>57</b>	<b>Robin WALKER</b>	MG F
1 -	6:19.804	6 - 1:32.826
2 -	1:40.710	7 - 1:32.163
3 -	1:35.978	8 - 1:31.141
4 -	1:33.993	9 - 1:32.979
5 -	1:33.889	10 - <b>1:30.802</b>

Cars 59 & 99 - Transponders not working - Fix or you WILL NOT BE TIMED IN THE RACE  
Weather / Track : Bright / Dry

Snetterton  
Circuit Length = 1.9520 miles.  
Start: 09:44 End: 09:59

# Lancaster Insurance MG Owners Club Championship

## QUALIFYING LAP ANALYSIS - RACE 1

(contd.)


<b>59</b>	<b>Paul NAISH</b>	MG F
1 -	6:04.361	6 - 1:31.684
2 -	1:39.366	7 - 1:32.345
3 -	1:37.210	8 - 1:30.758
4 -	1:35.382	9 - 1:30.430
5 -	1:33.465	10 - <b>1:30.338</b>
<b>77</b>	<b>Nick DUNN</b>	MG F
1 -	6:01.825	6 - 1:30.690
2 -	1:42.445	7 - 1:32.680
3 -	1:38.020	8 - 1:30.839
4 -	1:36.984	9 - 1:29.728
5 -	1:32.193	10 - <b>1:29.513</b>
<b>99</b>	<b>Keith ASSENDER</b>	MG F
1 -	6:32.973	6 - 1:34.744
2 -	1:45.328	7 - 1:34.551
3 -	1:40.537	8 - <b>1:33.466</b>
4 -	1:38.102	9 - 1:34.954
5 -	1:37.435	

Cars 59 & 99 - Transponders not working - Fix or you WILL NOT BE TIMED IN THE RACE  
 Weather / Track : Bright / Dry

Snetterton  
 Circuit Length = 1.9520 miles.  
 Start: 09:44 End: 09:59

# Lancaster Insurance MG Owners Club Championship

## GRID - RACE 1

ROW 12	1:43.957 15 HUNT	1:44.866 25 BROADLEY
ROW 11	1:39.514 20 FRANKLIN	1:41.854 9 JARVIS
ROW 10	1:37.173 52 VANGILS	1:39.169 21 SIMONS
ROW 9	1:34.004 11 RADFORD	1:36.852 37 KIMBER
ROW 8	1:33.977 22 REES	1:33.986 53 BAKER
ROW 7	1:33.922 2 BAYNAM	1:33.953 36 TOMLIN
ROW 6	1:33.413 18 HILL	1:33.466 99 ASSENDER
ROW 5	1:32.210 19 COPLAND	1:33.210 16 DIXON
ROW 4	1:31.751 3 DEAVES	1:32.061 17 PHILPS
ROW 3	1:30.338 59 NAISH	1:30.802 57 WALKER
ROW 2	1:29.513 77 DUNN	1:29.518 23 SAVAGE
ROW 1	1:28.435 44 WILLS	1:28.706 6 EVANS
<b>POLE</b>		
		

**Cars 59 & 99 - Transponders not working - Fix or you WILL NOT BE TIMED IN THE RACE**  
**Weather / Track : Bright / Dry**  
**These results are provisional until the conclusion of any judicial and technical matters.**

Snetterton  
 Circuit Length = 1.9520 miles.  
 Start: 09:44 End: 09:59

Clerk of Course	Timekeeper:
-----------------	-------------

## Caterham Graduate Championship - Graduate Class

### QUALIFYING - RACE 4

POS	NO	CL	DRIVER	NAT	CAR	TIME	LAPS	GAP	MPH
1	55		Andrew SMITH		Caterham	1:26.944	11		80.82
2	53		Rob DRAPER		Caterham	1:27.882	10	0.938	79.96
3	66		Andrew OUTTERSIDE		Caterham	1:28.176	10	1.232	79.69
4	52		Graeme SMITH		Caterham	1:28.487	10	1.543	79.41
5	88		Andy COOMBS		Caterham	1:28.504	10	1.560	79.40
6	74		John PENNINGTON		Caterham	1:29.102	10	2.158	78.86
7	75		Mark PARSONAGE		Caterham	1:29.359	10	2.415	78.64
8	64		Jonathan VAMPLEW		Caterham	1:29.527	10	2.583	78.49
9	58		Graham SMITH		Caterham	1:30.469	10	3.525	77.67
10	59		Alan PEARCE		Caterham	1:31.028	10	4.084	77.19
11	90		Paul HARBACH		Caterham	1:31.292	10	4.348	76.97
12	60		Kim RAYMENT		Caterham	1:32.084	10	5.140	76.31
13	56		Sheila MARSHALL		Caterham	1:34.095	10	7.151	74.68
14	57		Peter CANNARD		Caterham	1:34.155	10	7.211	74.63
15	61		Darren GRAINGER		Caterham	1:35.217	9	8.273	73.80

**Car 64 - Transponder Battery Low - Please charge**

**Weather / Track : Bright / Dry**

**These results are provisional until the conclusion of any judicial and technical matters.**

Snetterton

Circuit Length = 1.9520 miles.

Start: 10:07 End: 10:22

Clerk of Course	Timekeeper:
-----------------	-------------

**Caterham Graduate Championship - Graduate Class  
QUALIFYING LAP ANALYSIS - RACE 4**

<b>52</b>	<b>Graeme SMITH</b>	Caterham	
1 -	5:46.624	6 - 1:28.764	
2 -	1:30.134	7 - 1:48.472	
3 -	1:29.794	8 - 1:29.491	
4 -	<b>1:28.487</b>	9 - 1:29.310	
5 -	1:28.528	10 - 1:28.787	
<b>53</b>	<b>Rob DRAPER</b>	Caterham	
1 -	6:02.344	6 - 1:29.964	
2 -	1:30.568	7 - 1:29.208	
3 -	1:29.436	8 - 1:28.114	
4 -	1:30.939	9 - 1:28.458	
5 -	1:31.261	10 - <b>1:27.882</b>	
<b>55</b>	<b>Andrew SMITH</b>	Caterham	
1 -	5:50.389	6 - 1:27.381	11 - 1:27.310
2 -	1:28.169	7 - 1:27.245	
3 -	1:28.073	8 - <b>1:26.944</b>	
4 -	1:27.557	9 - 1:27.513	
5 -	1:27.365	10 - 1:27.002	
<b>56</b>	<b>Sheila MARSHALL</b>	Caterham	
1 -	6:12.335	6 - 1:34.182	
2 -	1:36.793	7 - 1:35.324	
3 -	1:36.719	8 - 1:34.757	
4 -	1:37.762	9 - 1:34.829	
5 -	1:35.240	10 - <b>1:34.095</b>	
<b>57</b>	<b>Peter CANNARD</b>	Caterham	
1 -	5:56.334	6 - 1:34.970	
2 -	1:37.682	7 - 1:35.236	
3 -	1:35.165	8 - 1:35.461	
4 -	1:35.351	9 - 1:34.475	
5 -	1:35.151	10 - <b>1:34.155</b>	
<b>58</b>	<b>Graham SMITH</b>	Caterham	
1 -	5:59.933	6 - 1:31.097	
2 -	1:31.747	7 - 1:31.091	
3 -	1:31.504	8 - 1:31.008	
4 -	1:35.689	9 - <b>1:30.469</b>	
5 -	1:31.328	10 - 1:30.781	
<b>59</b>	<b>Alan PEARCE</b>	Caterham	
1 -	5:57.562	6 - 1:31.060	
2 -	1:33.738	7 - 1:31.216	
3 -	<b>1:31.028</b>	8 - 1:31.828	
4 -	1:32.079	9 - 1:31.491	
5 -	1:31.243	10 - 1:32.190	

# Caterham Graduate Championship - Graduate Class

## QUALIFYING LAP ANALYSIS - RACE 4

(contd.)

<b>60</b>	<b>Kim RAYMENT</b>	Caterham
1 -	6:14.308	6 - 1:33.671
2 -	1:37.350	7 - 1:32.435
3 -	1:35.405	8 - 1:32.292
4 -	1:35.745	9 - <b>1:32.084</b>
5 -	1:34.603	10 - 1:32.194
<b>61</b>	<b>Darren GRAINGER</b>	Caterham
1 -	6:14.600	6 - 1:36.580
2 -	1:44.804	7 - 1:35.804
3 -	1:41.024	8 - <b>1:35.217</b>
4 -	1:38.014	9 - 1:35.805
5 -	1:37.837	
<b>64</b>	<b>Jonathan VAMPLEW</b>	Caterham
1 -	5:59.003	6 - 1:30.009
2 -	1:31.575	7 - <b>1:29.527</b>
3 -	1:31.469	8 - 1:29.740
4 -	1:31.095	9 - 1:29.998
5 -	1:31.007	10 - 1:30.057
<b>66</b>	<b>Andrew OUTTERSIDE</b>	Caterham
1 -	5:56.464	6 - 1:28.435
2 -	1:31.308	7 - 1:29.091
3 -	1:30.441	8 - 1:29.358
4 -	1:34.066	9 - <b>1:28.176</b>
5 -	1:32.043	10 - 1:29.873
<b>74</b>	<b>John PENNINGTON</b>	Caterham
1 -	5:48.032	6 - 1:34.472
2 -	1:30.628	7 - 1:30.330
3 -	1:30.185	8 - <b>1:29.102</b>
4 -	1:31.173	9 - 1:29.797
5 -	1:39.952	10 - 1:30.606
<b>75</b>	<b>Mark PARSONAGE</b>	Caterham
1 -	6:12.587	6 - 1:30.377
2 -	1:43.701	7 - 1:43.744
3 -	1:31.312	8 - 1:30.505
4 -	1:31.661	9 - 1:30.038
5 -	1:45.060	10 - <b>1:29.359</b>
<b>88</b>	<b>Andy COOMBS</b>	Caterham
1 -	5:56.735	6 - 1:31.015
2 -	1:31.176	7 - 1:32.268
3 -	1:30.887	8 - 1:28.601
4 -	1:29.856	9 - 1:29.642
5 -	1:31.046	10 - <b>1:28.504</b>

Car 64 - Transponder Battery Low - Please charge  
Weather / Track : Bright / Dry

Snetterton  
Circuit Length = 1.9520 miles.  
Start: 10:07 End: 10:22

# Caterham Graduate Championship - Graduate Class QUALIFYING LAP ANALYSIS - RACE 4

(contd.)

<b>90</b>	<b>Paul HARBACH</b>	Caterham
1 - 6:14.744	6 - 1:33.171	
2 - 1:37.976	7 - 1:33.243	
3 - 1:34.705	8 - 1:32.928	
4 - 1:36.923	9 - 1:33.480	
5 - 1:32.394	10 - <b>1:31.292</b>	

**Caterham Graduate Championship - Graduate Class**  
**GRID - RACE 4**

ROW 8	1:35.217 61 GRAINGER	
ROW 7	1:34.095 56 MARSHALL	1:34.155 57 CANNARD
ROW 6	1:31.292 90 HARBACH	1:32.084 60 RAYMENT
ROW 5	1:30.469 58 SMITH	1:31.028 59 PEARCE
ROW 4	1:29.359 75 PARSONAGE	1:29.527 64 VAMPLEW
ROW 3	1:28.504 88 COOMBS	1:29.102 74 PENNINGTON
ROW 2	1:28.176 66 OUTTERSIDE	1:28.487 52 SMITH
ROW 1	1:26.944 55 SMITH	1:27.882 53 DRAPER
	<b>POLE</b>	

**Car 64 - Transponder Battery Low - Please charge**

**Weather / Track : Bright / Dry**

**These results are provisional until the conclusion of any judicial and technical matters.**

Snetterton

Circuit Length = 1.9520 miles.

Start: 10:07 End: 10:22

Clerk of Course

Timekeeper:

**Lancaster Insurance MG Owners Club Championship  
QUALIFYING - RACE 3**

POS	NO	CL	DRIVER	NAT	CAR	TIME	LAPS	GAP	MPH
1	88	Z	Martin GILCHRIST		MG ZR	1:26.175	10		81.54
2	2	Z	Scott TANNER		MG ZR	1:26.959	9	0.784	80.81
3	27	Z	Adrian OLSSON		MG ZR	1:26.992	10	0.817	80.78
4	5	Z	David STUBBS		MG ZR	1:27.017	11	0.842	80.75
5	3	Z	Doug COLE		MG ZR	1:27.273	7	1.098	80.52
6	12	Z	Nick GOLHAR		MG ZR	1:27.954	10	1.779	79.89
7	68	B	Lee SULLIVAN		MG Maestro	1:28.884	8	2.709	79.06
8	42	B	Peter FIDDES		MG Maestro	1:29.082	10	2.907	78.88
9	1	B	Andy CAMPBELL		MG Montego Est	1:29.382	8	3.207	78.62
10	10	B	William SHARPE		MG Maestro	1:29.500	10	3.325	78.51
11	46	B	Andy FIRTH		MG Maestro	1:30.143	9	3.968	77.95
12	29	B	Richard WATERMAN		MG Maestro	1:31.268	9	5.093	76.99
13	11	B	Steve BLAND		MG Maestro	1:31.558	10	5.383	76.75
14	22	B	Paul CLACKETT		MG Maestro	1:31.566	10	5.391	76.74
15	6	B	Chris YATES		MG Maestro	1:31.699	10	5.524	76.63
16	18	B	Stratton MACKAY		MG Maestro	1:33.175	9	7.000	75.41
17	9	B	Andrew ROBINSON		MG Maestro	1:33.747	10	7.572	74.95
18	37	B	Mark HALSALL		MG Maestro	1:33.832	10	7.657	74.89
19	14	B	Neil JACKSON		MG Mastro	1:37.790	3	11.615	71.86

Weather / Track : Cloudy / Dry

These results are provisional until the conclusion of any judicial and technical matters.

Snetterton

Circuit Length = 1.9520 miles.

Start: 10:29 End: 10:44

Clerk of Course	Timekeeper:
-----------------	-------------

**Lancaster Insurance MG Owners Club Championship  
QUALIFYING LAP ANALYSIS - RACE 3**

<b>1</b>	<b>Andy CAMPBELL</b>	MG Montego Est
	1 - 3:52.729    6 - 1:30.531 2 - 1:30.700    7 - 1:30.910 3 - 1:29.562    8 - 1:30.339 4 - <b>1:29.382</b> 5 - 1:30.104	
<b>2</b>	<b>Scott TANNER</b>	MG ZR
	1 - 4:18.007    6 - 1:27.316 2 - 1:31.275    7 - <b>1:26.959</b> 3 - 1:27.942    8 - 1:35.564 4 - 1:28.838    9 - 1:41.879 5 - 1:27.256	
<b>3</b>	<b>Doug COLE</b>	MG ZR
	1 - 3:04.005    6 - 1:35.152 2 - 1:28.524    7 - 2:07.177P 3 - <b>1:27.273</b> 4 - 1:27.530 5 - 2:02.069P	
<b>5</b>	<b>David STUBBS</b>	MG ZR
	1 - 2:59.989    6 - 1:27.384    11 - 1:27.680 2 - 1:28.531    7 - 1:27.825 3 - 1:28.012    8 - 1:27.710 4 - 1:27.326    9 - 1:27.168 5 - <b>1:27.017</b> 10 - 1:30.948	
<b>6</b>	<b>Chris YATES</b>	MG Maestro
	1 - 3:17.016    6 - 1:32.497 2 - 1:40.587    7 - 1:32.965 3 - 1:38.792    8 - 1:32.984 4 - 1:43.406    9 - 1:31.821 5 - 1:33.627    10 - <b>1:31.699</b>	
<b>9</b>	<b>Andrew ROBINSON</b>	MG Maestro
	1 - 3:15.576    6 - 1:34.824 2 - 1:40.631    7 - 1:35.042 3 - 1:40.428    8 - 1:36.220 4 - 1:36.766    9 - 1:38.552 5 - 1:34.880    10 - <b>1:33.747</b>	
<b>10</b>	<b>William SHARPE</b>	MG Maestro
	1 - 3:04.123    6 - 1:30.444 2 - 1:32.460    7 - 1:29.918 3 - 1:31.388    8 - 1:29.874 4 - 1:34.308    9 - <b>1:29.500</b> 5 - 1:30.744    10 - 1:30.529	

# Lancaster Insurance MG Owners Club Championship

## QUALIFYING LAP ANALYSIS - RACE 3

(contd.)

<b>11</b>	<b>Steve BLAND</b>	MG Maestro
1 -	3:34.951	6 - 1:33.202
2 -	1:35.098	7 - 1:32.108
3 -	1:33.408	8 - <b>1:31.558</b>
4 -	1:33.570	9 - 1:33.792
5 -	1:34.615	10 - 1:31.658
<b>12</b>	<b>Nick GOLHAR</b>	MG ZR
1 -	3:29.234	6 - 1:29.192
2 -	1:35.205	7 - 1:28.992
3 -	1:32.791	8 - 1:28.220
4 -	1:32.400	9 - 1:29.163
5 -	1:29.509	10 - <b>1:27.954</b>
<b>14</b>	<b>Neil JACKSON</b>	MG Mastro
1 -	3:32.430	
2 -	<b>1:37.790</b>	
3 -	2:58.202P	
<b>18</b>	<b>Stratton MACKAY</b>	MG Maestro
1 -	3:30.597	6 - <b>1:33.175</b>
2 -	1:37.466	7 - 1:36.120
3 -	1:36.479	8 - 1:34.639
4 -	1:33.761	9 - 1:55.290P
5 -	1:34.157	
<b>21</b>	<b>Henry SHARPE</b>	MG Maestro
1 -	X:00.000P	
<b>22</b>	<b>Paul CLACKETT</b>	MG Maestro
1 -	3:23.872	6 - 1:33.751
2 -	1:36.760	7 - 1:34.763
3 -	1:37.817	8 - 1:33.654
4 -	1:35.698	9 - 1:33.506
5 -	1:33.168	10 - <b>1:31.566</b>
<b>27</b>	<b>Adrian OLSSON</b>	MG ZR
1 -	3:11.196	6 - 1:27.741
2 -	1:29.762	7 - 1:27.670
3 -	1:27.550	8 - 1:27.737
4 -	1:28.869	9 - <b>1:26.992</b>
5 -	1:28.826	10 - 1:29.658

**Lancaster Insurance MG Owners Club Championship  
QUALIFYING LAP ANALYSIS - RACE 3**

(contd.)

<b>29</b>	<b>Richard WATERMAN</b>	MG Maestro
1 -	3:21.586	6 - 1:36.271
2 -	1:36.838	7 - <b>1:31.268</b>
3 -	1:36.250	8 - 1:32.731
4 -	3:08.705P	9 - 1:31.796
5 -	1:43.648	
<b>37</b>	<b>Mark HALSALL</b>	MG Maestro
1 -	3:17.505	6 - 1:35.185
2 -	1:39.549	7 - 1:34.613
3 -	1:42.072	8 - 1:34.072
4 -	1:36.847	9 - 1:35.608
5 -	1:38.519	10 - <b>1:33.832</b>
<b>42</b>	<b>Peter FIDDES</b>	MG Maestro
1 -	3:14.488	6 - 1:29.647
2 -	1:32.838	7 - 1:29.420
3 -	1:30.603	8 - 1:29.233
4 -	1:29.897	9 - 1:43.514
5 -	1:30.262	10 - <b>1:29.082</b>
<b>46</b>	<b>Andy FIRTH</b>	MG Maestro
1 -	4:04.851	6 - 1:31.531
2 -	1:32.233	7 - 1:38.965
3 -	1:33.702	8 - <b>1:30.143</b>
4 -	1:31.555	9 - 1:53.767P
5 -	1:30.764	
<b>68</b>	<b>Lee SULLIVAN</b>	MG Maestro
1 -	4:05.714	6 - 1:32.482
2 -	1:32.423	7 - 1:29.305
3 -	1:30.453	8 - <b>1:28.884</b>
4 -	1:30.703	
5 -	1:37.565	
<b>88</b>	<b>Martin GILCHRIST</b>	MG ZR
1 -	3:18.495	6 - 1:28.827
2 -	1:35.129	7 - 1:38.451
3 -	1:28.915	8 - 1:27.199
4 -	1:27.040	9 - <b>1:26.175</b>
5 -	1:26.949	10 - 1:26.531

# Lancaster Insurance MG Owners Club Championship

## GRID - RACE 3

ROW 10	1:37.790 14 JACKSON	21 SHARPE
ROW 9	1:33.747 9 ROBINSON	1:33.832 37 HALSALL
ROW 8	1:31.699 6 YATES	1:33.175 18 MACKAY
ROW 7	1:31.558 11 BLAND	1:31.566 22 CLACKETT
ROW 6	1:30.143 46 FIRTH	1:31.268 29 WATERMAN
ROW 5	1:29.382 1 CAMPBELL	1:29.500 10 SHARPE
ROW 4	1:28.884 68 SULLIVAN	1:29.082 42 FIDDES
ROW 3	1:27.273 3 COLE	1:27.954 12 GOLHAR
ROW 2	1:26.992 27 OLSSON	1:27.017 5 STUBBS
ROW 1	1:26.175 88 GILCHRIST	1:26.959 2 TANNER
<b>POLE</b>		

Weather / Track : Cloudy / Dry  
 These results are provisional until the conclusion of any judicial and technical matters.

Clerk of Course	Timekeeper:
-----------------	-------------

# Caterham Graduate Championship - Super Graduate

## QUALIFYING - RACE 6

POS	NO	CL	DRIVER	NAT	CAR	TIME	LAPS	GAP	MPH
1	109		Andrew ENNIS		Caterham	1:22.358	11		85.32
2	130		Andrew FLETCHER		Caterham	1:22.429	11	0.071	85.25
3	175		David SHAW		Caterham	1:22.479	11	0.121	85.20
4	196		Jamie BASHALL		Caterham	1:22.711	10	0.353	84.96
5	183		James SYKES		Caterham	1:22.780	11	0.422	84.89
6	166		Charlie HUNT		Caterham	1:22.841	11	0.483	84.82
7	168		Trevor NEWMAN		Caterham Roadsport	1:22.850	11	0.492	84.81
8	112		Mark GREGORY		Caterham	1:22.927	11	0.569	84.74
9	199		Andrew VICKERS		Caterham	1:22.997	10	0.639	84.66
10	129		John PARKER		Caterham	1:23.064	11	0.706	84.60
11	105		Andy MOLSON		Caterham	1:23.143	11	0.785	84.51
12	114		Mike SOLAN		Caterham	1:23.156	11	0.798	84.50
13	120		Roger FORD		Caterham	1:23.250	10	0.892	84.41
14	177		Martin BOAKES		Caterham	1:23.468	11	1.110	84.19
15	107		Toby BRIANT		Caterham	1:23.528	11	1.170	84.13
16	106		Charles ELLIOTT		Caterham	1:23.676	10	1.318	83.98
17	118		Michael ROWLAND		Caterham	1:23.695	10	1.337	83.96
18	160		Simon PARKER		Caterham	1:23.765	9	1.407	83.89
19	110		Keith CHANTER		Caterham	1:23.808	11	1.450	83.84
20	155		Hugh SMITH		Caterham Seven	1:24.009	10	1.651	83.64
21	188		Chris ROME		Caterham	1:24.500	10	2.142	83.16
22	113		Damon ROSAMOND		Caterham	1:24.560	10	2.202	83.10
23	116		Martin GOSS		Caterham	1:24.578	11	2.220	83.08
24	150		Glyn DAVIES		Caterham Academy	1:24.579	10	2.221	83.08
25	111		Nigel RICHARDS		Caterham	1:24.957	10	2.599	82.71
26	181		David BERRY		Caterham	1:24.999	10	2.641	82.67
27	171		Robert WINROW		Caterham	1:25.184	10	2.826	82.49
28	119		Nick WARNES		Caterham	1:25.556	10	3.198	82.13
29	117		Andrew HAWKEN		Caterham 7	1:25.557	10	3.199	82.13
30	173		Oliver BENJAMIN		Caterham Seven	1:25.829	10	3.471	81.87
31	141		Edward BENSON		Caterham	1:25.970	10	3.612	81.74
32	125		Matt WALTHAM		Caterham	1:26.057	10	3.699	81.65
33	170		Richard IRVING		Caterham	1:26.142	6	3.784	81.57
34	123		Ian NORTHEN		Caterham	1:26.557	10	4.199	81.18
35	157		Ben ROCKEY		Caterham	1:26.823	6	4.465	80.93
36	115		Daniel CRONSHAW		Caterham	1:26.892	10	4.534	80.87
37	124		Rick SCANNELL		Caterham 7	1:27.117	10	4.759	80.66
38	169		Trevor CLARKE		Caterham	1:27.257	10	4.899	80.53
39	191		Joe CAMPBELL		Caterham	1:27.424	10	5.066	80.38
40	180		Stuart HENNIKER-SMIT		Caterham	1:30.145	10	7.787	77.95

Reserves - Cars 191 & 180

Weather / Track : Cloudy / Dry

These results are provisional until the conclusion of any judicial and technical matters.

Snetterton

Circuit Length = 1.9520 miles.

Start: 10:54 End: 11:09

Clerk of Course	Timekeeper:
-----------------	-------------

## Caterham Graduate Championship - Super Graduate QUALIFYING LAP ANALYSIS - RACE 6

<b>105</b>	<b>Andy MOLSON</b>	Caterham
1 - 5:13.213	6 - 1:23.868	11 - 1:23.486
2 - 1:25.164	7 - 1:23.374	
3 - 1:24.443	8 - <b>1:23.143</b>	
4 - 1:25.000	9 - 1:23.381	
5 - 1:23.422	10 - 1:25.748	
<b>106</b>	<b>Charles ELLIOTT</b>	Caterham
1 - 5:58.035	6 - 1:24.698	
2 - 1:25.914	7 - 1:24.431	
3 - 1:26.019	8 - 1:25.726	
4 - 1:25.008	9 - 1:25.384	
5 - 1:26.783	10 - <b>1:23.676</b>	
<b>107</b>	<b>Toby BRIANT</b>	Caterham
1 - 5:24.905	6 - 1:23.812	11 - 1:24.401
2 - 1:26.569	7 - 1:25.395	
3 - 1:24.298	8 - 1:23.562	
4 - 1:23.589	9 - 1:23.575	
5 - <b>1:23.528</b>	10 - 1:26.078	
<b>109</b>	<b>Andrew ENNIS</b>	Caterham
1 - 5:29.157	6 - 1:29.220	11 - 1:22.973
2 - 1:25.387	7 - 1:23.546	
3 - 1:24.633	8 - 1:26.055	
4 - 1:23.290	9 - 1:23.264	
5 - 1:22.804	10 - <b>1:22.358</b>	
<b>110</b>	<b>Keith CHANTER</b>	Caterham
1 - 5:11.915	6 - 1:23.924	11 - <b>1:23.808</b>
2 - 1:37.367	7 - 1:26.857	
3 - 1:26.164	8 - 1:28.389	
4 - 1:25.410	9 - 1:24.345	
5 - 1:24.019	10 - 1:24.197	
<b>111</b>	<b>Nigel RICHARDS</b>	Caterham
1 - 6:08.308	6 - 1:25.655	
2 - 1:26.985	7 - 1:25.216	
3 - 1:26.811	8 - 1:26.425	
4 - 1:25.175	9 - 1:25.911	
5 - 1:25.771	10 - <b>1:24.957</b>	
<b>112</b>	<b>Mark GREGORY</b>	Caterham
1 - 5:11.526	6 - 1:24.623	11 - 1:23.888
2 - 1:29.017	7 - 1:23.842	
3 - 1:24.984	8 - 1:25.011	
4 - 1:25.489	9 - 1:24.315	
5 - 1:24.110	10 - <b>1:22.927</b>	

# Caterham Graduate Championship - Super Graduate QUALIFYING LAP ANALYSIS - RACE 6

(contd.)

<b>113</b>	<b>Damon ROSAMOND</b>	Caterham
1 - 5:38.373	6 - 1:27.399	
2 - 1:28.322	7 - 1:27.602	
3 - 1:32.120	8 - 1:28.678	
4 - 1:29.843	9 - 1:25.787	
5 - 1:27.525	10 - <b>1:24.560</b>	
<b>114</b>	<b>Mike SOLAN</b>	Caterham
1 - 5:21.560	6 - 1:23.676	11 - 1:23.389
2 - 1:28.175	7 - <b>1:23.156</b>	
3 - 1:24.422	8 - 1:24.958	
4 - 1:24.467	9 - 1:24.665	
5 - 1:24.090	10 - 1:23.922	
<b>115</b>	<b>Daniel CRONSHAW</b>	Caterham
1 - 5:32.741	6 - <b>1:26.892</b>	
2 - 1:32.045	7 - 1:28.458	
3 - 1:29.165	8 - 1:28.934	
4 - 1:27.848	9 - 1:27.054	
5 - 1:27.825	10 - 1:27.306	
<b>116</b>	<b>Martin GOSS</b>	Caterham
1 - 5:13.068	6 - 1:24.921	11 - 1:26.522
2 - 1:27.031	7 - 1:25.397	
3 - <b>1:24.578</b>	8 - 1:25.369	
4 - 1:27.602	9 - 1:24.931	
5 - 1:27.635	10 - 1:25.797	
<b>117</b>	<b>Andrew HAWKEN</b>	Caterham 7
1 - 5:37.419	6 - 1:27.022	
2 - 1:29.810	7 - 1:25.987	
3 - 1:28.690	8 - 1:29.468	
4 - 1:25.954	9 - 1:28.184	
5 - 1:26.724	10 - <b>1:25.557</b>	
<b>118</b>	<b>Michael ROWLAND</b>	Caterham
1 - 6:24.134	6 - 1:25.134	
2 - 1:28.587	7 - 1:24.615	
3 - 1:26.474	8 - 1:24.598	
4 - 1:24.986	9 - 1:27.293	
5 - 1:24.745	10 - <b>1:23.695</b>	
<b>119</b>	<b>Nick WARNES</b>	Caterham
1 - 5:39.308	6 - 1:25.741	
2 - 1:28.599	7 - 1:27.172	
3 - 1:31.493	8 - 1:55.966	
4 - 1:28.014	9 - 1:30.389	
5 - <b>1:25.556</b>	10 - 1:26.057	

Reserves - Cars 191 & 180  
Weather / Track : Cloudy / Dry

# Caterham Graduate Championship - Super Graduate QUALIFYING LAP ANALYSIS - RACE 6

(contd.)

<b>120</b>	<b>Roger FORD</b>	Caterham
1 -	5:52.681	6 - 1:39.898
2 -	1:26.323	7 - 1:23.937
3 -	1:25.891	8 - 1:25.209
4 -	1:24.611	9 - 1:25.052
5 -	1:26.613	10 - <b>1:23.250</b>
<b>123</b>	<b>Ian NORTHEN</b>	Caterham
1 -	5:31.229	6 - 1:26.571
2 -	1:27.803	7 - <b>1:26.557</b>
3 -	1:26.922	8 - 1:31.625
4 -	1:28.978	9 - 1:29.737
5 -	1:26.661	10 - 1:27.737
<b>124</b>	<b>Rick SCANNELL</b>	Caterham 7
1 -	5:30.389	6 - 1:29.259
2 -	1:34.284	7 - 1:28.871
3 -	1:31.415	8 - 1:30.510
4 -	1:29.353	9 - 1:30.231
5 -	1:29.547	10 - <b>1:27.117</b>
<b>125</b>	<b>Matt WALTHAM</b>	Caterham
1 -	5:33.563	6 - 1:28.516
2 -	1:32.422	7 - 1:27.066
3 -	1:32.451	8 - 1:28.368
4 -	1:29.541	9 - 1:29.112
5 -	1:28.054	10 - <b>1:26.057</b>
<b>129</b>	<b>John PARKER</b>	Caterham
1 -	5:42.338	6 - <b>1:23.064</b> 11 - 1:23.441
2 -	1:28.069	7 - 1:24.074
3 -	1:28.553	8 - 1:24.494
4 -	1:25.226	9 - 1:24.323
5 -	1:24.791	10 - 1:23.633
<b>130</b>	<b>Andrew FLETCHER</b>	Caterham
1 -	5:13.782	6 - 1:24.736 11 - 1:23.254
2 -	1:25.540	7 - <b>1:22.429</b>
3 -	1:24.120	8 - 1:24.630
4 -	1:23.649	9 - 1:23.835
5 -	1:23.888	10 - 1:24.605
<b>141</b>	<b>Edward BENSON</b>	Caterham
1 -	5:54.488	6 - <b>1:25.970</b>
2 -	1:29.235	7 - 1:26.096
3 -	1:28.652	8 - 1:26.276
4 -	1:26.829	9 - 1:29.370
5 -	1:26.243	10 - 1:26.022

# Caterham Graduate Championship - Super Graduate QUALIFYING LAP ANALYSIS - RACE 6

(contd.)

<b>150</b>	<b>Glyn DAVIES</b>	Caterham Academy	
1 -	6:00.472	6 - 1:26.706	
2 -	1:28.666	7 - 1:26.389	
3 -	1:29.174	8 - 1:28.812	
4 -	1:25.715	9 - 1:26.670	
5 -	1:35.634	10 - <b>1:24.579</b>	
<b>155</b>	<b>Hugh SMITH</b>	Caterham Seven	
1 -	6:24.606	6 - 1:24.601	
2 -	1:28.293	7 - 1:25.354	
3 -	1:27.051	8 - 1:24.472	
4 -	<b>1:24.009</b>	9 - 1:28.368	
5 -	1:24.876	10 - 1:24.063	
<b>157</b>	<b>Ben ROCKEY</b>	Caterham	
1 -	5:58.972	6 - 1:28.071	
2 -	1:29.005		
3 -	1:44.515		
4 -	1:27.205		
5 -	<b>1:26.823</b>		
<b>160</b>	<b>Simon PARKER</b>	Caterham	
1 -	5:21.092	6 - 1:24.060	
2 -	1:28.608	7 - <b>1:23.765</b>	
3 -	1:27.596	8 - 4:07.611	
4 -	1:25.711	9 - 1:25.317	
5 -	1:23.801		
<b>166</b>	<b>Charlie HUNT</b>	Caterham	
1 -	5:39.526	6 - 1:23.669	11 - <b>1:22.841</b>
2 -	1:25.709	7 - 1:35.592	
3 -	1:24.561	8 - 1:24.332	
4 -	1:25.058	9 - 1:23.026	
5 -	1:23.513	10 - 1:23.601	
<b>168</b>	<b>Trevor NEWMAN</b>	Caterham Roadsport	
1 -	5:24.215	6 - 1:24.813	11 - 1:23.447
2 -	1:25.923	7 - <b>1:22.850</b>	
3 -	1:24.654	8 - 1:23.633	
4 -	1:23.904	9 - 1:23.308	
5 -	1:25.949	10 - 1:26.012	
<b>169</b>	<b>Trevor CLARKE</b>	Caterham	
1 -	5:29.189	6 - <b>1:27.257</b>	
2 -	1:36.427	7 - 1:28.186	
3 -	1:32.587	8 - 1:49.056	
4 -	1:29.291	9 - 1:30.423	
5 -	1:28.384	10 - 1:28.874	

# Caterham Graduate Championship - Super Graduate QUALIFYING LAP ANALYSIS - RACE 6

(contd.)

<b>170</b>	<b>Richard IRVING</b>	Caterham	
1 -	8:45.870	6 - 1:28.292	
2 -	1:27.251		
3 -	1:29.002		
4 -	1:27.075		
5 -	<b>1:26.142</b>		
<b>171</b>	<b>Robert WINROW</b>	Caterham	
1 -	5:31.014	6 - 1:27.439	
2 -	1:35.499	7 - <b>1:25.184</b>	
3 -	1:33.117	8 - 1:30.005	
4 -	1:28.760	9 - 1:25.906	
5 -	1:28.429	10 - 1:25.797	
<b>173</b>	<b>Oliver BENJAMIN</b>	Caterham Seven	
1 -	5:41.601	6 - 1:28.450	
2 -	1:31.776	7 - 1:26.520	
3 -	1:33.061	8 - 1:28.166	
4 -	1:28.688	9 - 1:26.517	
5 -	1:28.147	10 - <b>1:25.829</b>	
<b>175</b>	<b>David SHAW</b>	Caterham	
1 -	5:14.984	6 - 1:23.219	11 - <b>1:22.479</b>
2 -	1:26.128	7 - 1:23.993	
3 -	1:26.348	8 - 1:23.808	
4 -	1:24.687	9 - 1:23.736	
5 -	1:23.290	10 - 1:23.651	
<b>177</b>	<b>Martin BOAKES</b>	Caterham	
1 -	5:15.884	6 - <b>1:23.468</b>	11 - 1:23.784
2 -	1:25.305	7 - 1:23.547	
3 -	1:24.282	8 - 1:25.264	
4 -	1:25.809	9 - 1:24.760	
5 -	1:23.877	10 - 1:24.170	
<b>180</b>	<b>Stuart HENNIKER-SMIT</b>	Caterham	
1 -	5:48.391	6 - 1:31.179	
2 -	1:35.036	7 - 1:32.068	
3 -	1:32.819	8 - 1:32.365	
4 -	1:30.942	9 - <b>1:30.145</b>	
5 -	1:31.622	10 - 1:30.333	
<b>181</b>	<b>David BERRY</b>	Caterham	
1 -	6:05.144	6 - 1:25.219	
2 -	1:31.365	7 - 1:25.475	
3 -	1:31.051	8 - 1:28.810	
4 -	1:26.849	9 - 1:26.016	
5 -	1:27.037	10 - <b>1:24.999</b>	

# Caterham Graduate Championship - Super Graduate QUALIFYING LAP ANALYSIS - RACE 6

(contd.)


<b>183</b>	<b>James SYKES</b>	Caterham
1 - 5:10.575	6 - 1:22.948	11 - 1:24.223
2 - 1:25.964	7 - 1:23.463	
3 - 1:25.092	8 - 1:22.975	
4 - 1:23.218	9 - 1:24.748	
5 - <b>1:22.780</b>	10 - 1:25.587	
<b>188</b>	<b>Chris ROME</b>	Caterham
1 - 5:53.515	6 - 1:26.955	
2 - 1:27.586	7 - 1:28.320	
3 - 1:25.652	8 - 1:25.887	
4 - 1:26.876	9 - 1:28.396	
5 - 1:25.600	10 - <b>1:24.500</b>	
<b>191</b>	<b>Joe CAMPBELL</b>	Caterham
1 - 5:21.218	6 - 1:29.354	
2 - 1:32.847	7 - 1:27.853	
3 - 1:29.750	8 - 1:29.668	
4 - 1:32.851	9 - 1:28.364	
5 - 1:30.196	10 - <b>1:27.424</b>	
<b>196</b>	<b>Jamie BASHALL</b>	Caterham
1 - 6:08.163	6 - 1:22.979	
2 - 1:30.363	7 - <b>1:22.711</b>	
3 - 1:28.274	8 - 1:24.617	
4 - 1:24.031	9 - 1:25.906	
5 - 1:23.089	10 - 1:25.692	
<b>199</b>	<b>Andrew VICKERS</b>	Caterham
1 - 6:06.898	6 - 1:23.123	
2 - 1:25.911	7 - <b>1:22.997</b>	
3 - 1:25.445	8 - 1:26.422	
4 - 1:24.722	9 - 1:25.501	
5 - 1:23.221	10 - 1:23.576	

# Caterham Graduate Championship - Super Graduate

## GRID - RACE 6

ROW 19	169	CLARKE	124	SCANNELL	
ROW 18		170	IRVING	180	HENNIKER-SMIT
ROW 17	157	ROCKEY	123	NORTEN	
ROW 16		141	BENSON	125	WALTHAM
ROW 15	117	HAWKEN	173	BENJAMIN	
ROW 14		171	WINROW	119	WARNES
ROW 13	111	RICHARDS	181	BERRY	
ROW 12		116	GOSS	150	DAVIES
ROW 11	188	ROME	113	ROSAMOND	
ROW 10		110	CHANTER	155	SMITH
ROW 9	118	ROWLAND	160	PARKER	
ROW 8		107	BRIANT	106	ELLIOTT
ROW 7	120	FORD	177	BOAKES	
ROW 6		105	MOLSOM	114	SOLAN
ROW 5	199	VICKERS	129	PARKER	
ROW 4		168	NEWMAN	112	GREGORY
ROW 3	183	SYKES	166	HUNT	
ROW 2		175	SHAW	196	BASHALL
ROW 1	109	ENNIS	130	FLETCHER	

POLE



Snetterton  
Circuit Length = 1.9520 miles.

**Weather / Track : Bright / Dry**  
**These results are provisional until the conclusion of any judicial and technical matters.**

Clerk of Course	Timekeeper:
-----------------	-------------

## 2006 Formula Renault BARC Championship QUALIFYING - RACE 5

POS	NO	CL		NAT		TIME	LAPS	GAP	MPH
1	85	2	Jordan OAKES	GBR	Formula Renault 2.0	1:07.560	15		104.01
2	14	2	Matt SHAWYER	GBR	Formula Renault 2.0	1:07.972	17	0.412	103.38
3	3	2	Richard SINGLETON	GBR	Formula Renault 2.0	1:08.161	17	0.601	103.09
4	11	2	James LITTLEJOHN	GBR	Formula Renault 2.0	1:08.280	17	0.720	102.91
5	8	2	ROSSI	GBR	Formula Renault 2.0	1:08.435	17	0.875	102.68
6	5	2	Michael BROADHURST	GBR	Formula Renault 2.0	1:08.483	17	0.923	102.61
7	25	2	Hywel LLOYD	GBR	Formula Renault 2.0	1:08.532	14	0.972	102.53
8	98	2	Christopher MURRAY	GBR	Formula Renault 2.0	1:08.849	17	1.289	102.06
9	26	2	Felix FISHER	GBR	Formula Renault 2.0	1:08.927	12	1.367	101.95
10	36	2	Craig COPELAND	GBR	Formula Renault 2.0	1:08.984	17	1.424	101.86
11	19	2	Denis AUTIER	FRA	Formula Renault 2.0	1:09.019	17	1.459	101.81
12	2	2	David SCOTT	GBR	Formula Renault 2.0	1:09.049	13	1.489	101.77
13	99	2	James GREEN	GBR	Formula Renault 2.0	1:09.059	17	1.499	101.75
14	97	2	Pierre RENOM	FRA	Formula Renault 2.0	1:09.279	16	1.719	101.43
15	9	2	Louis HAMILTON-SMITH	GBR	Formula Renault 2.0	1:09.285	14	1.725	101.42
16	1	C	Ian PEARSON	GBR	Tatuus RC 97	1:09.493	16	1.933	101.12
17	88	2	Michael VITULLI	GBR	Formula Renault 2.0	1:10.481	6	2.921	99.70
18	21	C	Mark TERRY	GBR	Tatuus RC 98/99	1:10.593	15	3.033	99.54
19	27	C	Simon KEAST	GBR	Mygale SJ99	1:11.965	16	4.405	97.64
20	16	C	Robert PEARSON	GBR	Tatuus RC 98/99	1:13.034	16	5.474	96.21
21	66	C	Lee LARMAN	GBR	Tatuus RC 97	1:13.045	16	5.485	96.20
22	28	C	Roberto TIRONE	GBR	Tatuus RC 97	1:13.330	16	5.770	95.83

**Car 28 - Transponder not working - FIX OR YOU WILL NOT BE TIMED IN THE RACE**

**Weather / Track : Bright / Dry**

**These results are provisional until the conclusion of any judicial and technical matters.**

Snetterton

Circuit Length = 1.9520 miles.

Start: 11:24 End: 11:44

Clerk of Course	Timekeeper:
-----------------	-------------

## 2006 Formula Renault BARC Championship QUALIFYING LAP ANALYSIS - RACE 5

<b>1</b>	<b>Ian PEARSON</b>	<b>GBR</b>	Tatuus RC 97
1 - X:00.000	6 - 1:36.480	11 - 1:10.055	16 - 1:09.632
2 - 1:17.014	7 - 1:15.591	12 - 1:09.709	
3 - 1:13.488	8 - 1:11.988	13 - <b>1:09.493</b>	
4 - 1:11.401	9 - 1:12.695	14 - 1:09.806	
5 - 1:10.794	10 - 1:10.821	15 - 1:09.814	
<b>2</b>	<b>David SCOTT</b>	<b>GBR</b>	Formula Renault 2.0
1 - X:00.000	6 - 1:12.192	11 - 1:10.048	
2 - 1:11.221	7 - 3:03.705	12 - 1:13.722	
3 - 1:10.327	8 - 1:09.195	13 - 2:22.042P	
4 - 1:11.329	9 - <b>1:09.049</b>		
5 - 1:10.958	10 - 1:09.595		
<b>3</b>	<b>Richard SINGLETON</b>	<b>GBR</b>	Formula Renault 2.0
1 - X:00.000	6 - 1:09.200	11 - 1:09.291	16 - 1:08.216
2 - 1:16.351	7 - 1:10.037	12 - 1:09.278	17 - 1:08.431
3 - 1:13.326	8 - 1:08.788	13 - <b>1:08.161</b>	
4 - 1:10.686	9 - 1:09.941	14 - 1:08.344	
5 - 1:08.779	10 - 1:12.365	15 - 1:08.365	
<b>5</b>	<b>Michael BROADHURST</b>	<b>GBR</b>	Formula Renault 2.0
1 - X:00.000	6 - 1:09.920	11 - 1:09.033	16 - <b>1:08.483</b>
2 - 1:12.478	7 - 1:12.164	12 - 1:10.024	17 - 1:08.717
3 - 1:11.093	8 - 1:23.836	13 - 1:08.706	
4 - 1:09.724	9 - 1:10.377	14 - 1:08.977	
5 - 1:12.999	10 - 1:09.685	15 - 1:08.687	
<b>8</b>	<b>ROSSI</b>	<b>GBR</b>	Formula Renault 2.0
1 - X:00.000	6 - 1:09.441	11 - 1:08.999	16 - 1:09.081
2 - 1:22.742	7 - 1:28.686	12 - 1:09.045	17 - 1:10.263
3 - 1:20.633	8 - 1:12.361	13 - 1:09.001	
4 - 1:10.408	9 - 1:09.083	14 - <b>1:08.435</b>	
5 - 1:09.519	10 - 1:09.171	15 - 1:08.859	
<b>9</b>	<b>Louis HAMILTON-SMITH</b>	<b>GBR</b>	Formula Renault 2.0
1 - X:00.000	6 - 1:10.183	11 - 1:09.688	
2 - 1:13.663	7 - 1:09.885	12 - <b>1:09.285</b>	
3 - 1:12.090	8 - 1:09.983	13 - 1:11.021	
4 - 1:10.399	9 - 1:10.053	14 - 1:09.436	
5 - 1:09.973	10 - 1:09.550		
<b>11</b>	<b>James LITTLEJOHN</b>	<b>GBR</b>	Formula Renault 2.0
1 - X:00.000	6 - 1:09.243	11 - <b>1:08.280</b>	16 - 1:12.017
2 - 1:11.122	7 - 1:28.552	12 - 1:14.592	17 - 1:08.429
3 - 1:13.622	8 - 1:09.032	13 - 1:30.074	
4 - 1:09.551	9 - 1:09.063	14 - 1:09.510	
5 - 1:09.259	10 - 1:12.717	15 - 1:08.638	

Car 28 - Transponder not working - FIX OR YOU WILL NOT BE TIMED IN THE RACE  
Weather / Track : Bright / Dry

Snetterton  
Circuit Length = 1.9520 miles.  
Start: 11:24 End: 11:44

## 2006 Formula Renault BARC Championship QUALIFYING LAP ANALYSIS - RACE 5

(contd.)

<b>14</b>	<b>Matt SHAWYER</b>	<b>GBR</b>	Formula Renault 2.0
1 - X:00.000	6 - 1:10.950	11 - 1:08.808	16 - 1:08.077
2 - 1:11.451	7 - 1:09.238	12 - 1:18.521	17 - <b>1:07.972</b>
3 - 1:11.021	8 - 1:09.048	13 - 1:08.858	
4 - 1:10.230	9 - 1:10.455	14 - 1:11.268	
5 - 1:09.879	10 - 1:17.606	15 - 1:08.317	
<b>16</b>	<b>Robert PEARSON</b>	<b>GBR</b>	Tatuus RC 98/99
1 - X:00.000	6 - 1:14.754	11 - 1:15.140	16 - 1:13.056
2 - 1:21.580	7 - 1:15.881	12 - 1:14.129	
3 - 1:18.714	8 - 1:14.869	13 - 1:14.234	
4 - 1:17.519	9 - 1:14.475	14 - <b>1:13.034</b>	
5 - 1:15.690	10 - 1:14.641	15 - 1:13.246	
<b>19</b>	<b>Denis AUTIER</b>	<b>FRA</b>	Formula Renault 2.0
1 - X:00.000	6 - 1:09.580	11 - 1:10.548	16 - 1:10.130
2 - 1:16.517	7 - 1:09.346	12 - 1:11.473	17 - 1:09.829
3 - 1:11.848	8 - 1:09.921	13 - <b>1:09.019</b>	
4 - 1:11.439	9 - 1:19.182	14 - 1:25.992	
5 - 1:10.223	10 - 1:09.567	15 - 1:09.216	
<b>21</b>	<b>Mark TERRY</b>	<b>GBR</b>	Tatuus RC 98/99
1 - X:00.000	6 - 1:13.532	11 - 1:11.118	
2 - 1:17.463	7 - 1:12.320	12 - 1:10.651	
3 - 1:15.949	8 - 1:11.822	13 - 1:10.734	
4 - 1:12.934	9 - 1:11.269	14 - 1:10.775	
5 - 1:12.608	10 - 1:11.153	15 - <b>1:10.593</b>	
<b>25</b>	<b>Hywel LLOYD</b>	<b>GBR</b>	Formula Renault 2.0
1 - X:00.000	6 - 1:09.550	11 - 1:08.879	
2 - 1:12.323	7 - 1:09.175	12 - <b>1:08.532</b>	
3 - 1:11.316	8 - 1:10.708	13 - 1:08.585	
4 - 1:09.850	9 - 1:10.794	14 - 1:12.829	
5 - 1:09.695	10 - 1:09.661		
<b>26</b>	<b>Felix FISHER</b>	<b>GBR</b>	Formula Renault 2.0
1 - X:00.000	6 - 1:09.025	11 - 4:31.935	
2 - 1:13.441	7 - <b>1:08.927</b>	12 - 1:35.420P	
3 - 1:10.959	8 - 1:12.808		
4 - 1:09.992	9 - 1:09.826		
5 - 1:09.499	10 - 1:09.751		
<b>27</b>	<b>Simon KEAST</b>	<b>GBR</b>	Mygale SJ99
1 - X:00.000	6 - 1:17.056	11 - 1:17.920	16 - 1:15.950
2 - 1:18.850	7 - 1:14.704	12 - 1:22.820	
3 - 1:15.126	8 - 1:13.298	13 - 1:19.193	
4 - 1:18.526	9 - 1:12.990	14 - <b>1:11.965</b>	
5 - 1:14.212	10 - 1:12.152	15 - 1:19.270	

Car 28 - Transponder not working - FIX OR YOU WILL NOT BE TIMED IN THE RACE  
Weather / Track : Bright / Dry

Snetterton  
Circuit Length = 1.9520 miles.  
Start: 11:24 End: 11:44

## 2006 Formula Renault BARC Championship QUALIFYING LAP ANALYSIS - RACE 5

(contd.)

<b>28</b>	<b>Roberto TIRONE</b>	<b>GBR</b>	Tatuus RC 97
1 - X:00.000	6 - 1:15.962	11 - 1:14.786	16 - 1:15.123
2 - 1:20.662	7 - 1:19.690	12 - 1:13.369	
3 - 1:18.412	8 - 1:17.008	13 - 1:15.334	
4 - 1:16.827	9 - 1:14.727	14 - <b>1:13.330</b>	
5 - 1:16.730	10 - 1:14.657	15 - 1:14.199	
<b>36</b>	<b>Craig COPELAND</b>	<b>GBR</b>	Formula Renault 2.0
1 - X:00.000	6 - 1:09.192	11 - 1:09.773	16 - 1:08.994
2 - 1:11.999	7 - 1:09.393	12 - 1:10.225	17 - 1:10.427
3 - 1:09.678	8 - 1:09.269	13 - 1:10.362	
4 - <b>1:08.984</b>	9 - 1:10.176	14 - 1:09.045	
5 - 1:09.295	10 - 1:10.469	15 - 1:09.120	
<b>66</b>	<b>Lee LARMAN</b>	<b>GBR</b>	Tatuus RC 97
1 - X:00.000	6 - 1:16.510	11 - 1:17.627	16 - 1:13.788
2 - 1:19.828	7 - 1:14.099	12 - 1:16.257	
3 - 1:19.747	8 - 1:13.612	13 - 1:16.423	
4 - 1:19.307	9 - <b>1:13.045</b>	14 - 1:17.348	
5 - 1:16.748	10 - 1:13.555	15 - 1:15.634	
<b>85</b>	<b>Jordan OAKES</b>	<b>GBR</b>	Formula Renault 2.0
1 - X:00.000	6 - 1:08.052	11 - 1:09.850	
2 - 1:22.805	7 - 1:08.026	12 - 1:07.785	
3 - 1:20.464	8 - 1:55.568P	13 - 1:08.766	
4 - 1:09.047	9 - 1:14.935	14 - 1:12.614	
5 - 1:08.336	10 - 1:08.044	15 - <b>1:07.560</b>	
<b>88</b>	<b>Michael VITULLI</b>	<b>GBR</b>	Formula Renault 2.0
1 - X:00.000	6 - <b>1:10.481</b>		
2 - 1:10.652			
3 - 1:10.588			
4 - 1:11.561			
5 - 1:10.502			
<b>97</b>	<b>Pierre RENOM</b>	<b>FRA</b>	Formula Renault 2.0
1 - X:00.000	6 - 1:10.336	11 - 1:09.795	16 - 1:09.728
2 - 1:48.671	7 - 1:10.083	12 - <b>1:09.279</b>	
3 - 1:12.870	8 - 1:11.071	13 - 1:09.397	
4 - 1:10.491	9 - 1:09.894	14 - 1:10.426	
5 - 1:13.039	10 - 1:09.956	15 - 1:10.252	
<b>98</b>	<b>Christopher MURRAY</b>	<b>GBR</b>	Formula Renault 2.0
1 - X:00.000	6 - 1:10.770	11 - 1:15.195	16 - 1:11.360
2 - 1:15.151	7 - 1:10.132	12 - 1:09.736	17 - 1:10.846
3 - 1:22.754	8 - 1:09.607	13 - <b>1:08.849</b>	
4 - 1:11.145	9 - 1:09.406	14 - 1:11.557	
5 - 1:10.923	10 - 1:09.361	15 - 1:09.697	

Car 28 - Transponder not working - FIX OR YOU WILL NOT BE TIMED IN THE RACE  
Weather / Track : Bright / Dry

Snetterton  
Circuit Length = 1.9520 miles.  
Start: 11:24 End: 11:44

# 2006 Formula Renault BARC Championship QUALIFYING LAP ANALYSIS - RACE 5

(contd.)

<b>99</b>	<b>James GREEN</b>	<b>GBR</b>	<b>Formula Renault 2.0</b>
1 - X:00.000	6 - 1:12.037	11 - 1:09.186	16 - 1:09.158
2 - 1:13.686	7 - 1:10.831	12 - 1:10.690	17 - 1:09.180
3 - 1:12.084	8 - 1:10.452	13 - 1:09.479	
4 - 1:13.088	9 - 1:09.568	14 - 1:09.130	
5 - 1:11.488	10 - 1:09.517	15 - <b>1:09.059</b>	

**Car 28 - Transponder not working - FIX OR YOU WILL NOT BE TIMED IN THE RACE**  
**Weather / Track : Bright / Dry**

# 2006 Formula Renault BARC Championship

## GRID - RACE 5

ROW 11	1:13.045 66 LARMAN	1:13.330 28 TIRONE
ROW 10	1:11.965 27 KEAST	1:13.034 16 PEARSON
ROW 9	1:10.481 88 VITULLI	1:10.593 21 TERRY
ROW 8	1:09.285 9 HAMILTON-SMITH	1:09.493 1 PEARSON
ROW 7	1:09.059 99 GREEN	1:09.279 97 RENOM
ROW 6	1:09.019 19 AUTIER	1:09.049 2 SCOTT
ROW 5	1:08.927 26 FISHER	1:08.984 36 COPELAND
ROW 4	1:08.532 25 LLOYD	1:08.849 98 MURRAY
ROW 3	1:08.435 8 ROSSI	1:08.483 5 BROADHURST
ROW 2	1:08.161 3 SINGLETON	1:08.280 11 LITTLEJOHN
ROW 1	1:07.560 85 OAKES	1:07.972 14 SHAWYER
<b>POLE</b>		

**Car 28 - Transponder not working - FIX OR YOU WILL NOT BE TIMED IN THE RACE**

**Weather / Track : Bright / Dry**

**These results are provisional until the conclusion of any judicial and technical matters.**

Snetterton

Circuit Length = 1.9520 miles.

Start: 11:24 End: 11:44

Clerk of Course

Timekeeper:

# Caterham Graduate Championship - Mega Graduate C

## QUALIFYING - RACE 2

POS	NO	CL	DRIVER	NAT	CAR	TIME	LAPS	GAP	MPH
1	2		Martin AMISON		Caterham	1:19.595	11		88.28
2	5		Stuart SIMPSON		Caterham	1:19.649	10	0.054	88.22
3	14		Guy HALLEY		Caterham	1:19.994	11	0.399	87.84
4	38		Matthew GILLBANKS		Caterham	1:20.243	10	0.648	87.57
5	6		Michael THORNHILL		Caterham	1:20.326	11	0.731	87.48
6	44		Riki NASH		Caterham	1:20.326	11	0.731	87.48
7	27		James BARLOW		Caterham	1:20.532	11	0.937	87.26
8	9		Mike WELBURN		Caterham	1:20.636	11	1.041	87.14
9	8		Paul HUDSON		Caterham	1:20.731	11	1.136	87.04
10	13		Michael j FESEMEYER		Caterham	1:20.763	11	1.168	87.01
11	4		Nick FROST		Caterham	1:20.792	11	1.197	86.97
12	20		Franek s LOW		Caterham	1:20.846	11	1.251	86.92
13	19		Tim JUMP		Caterham	1:20.907	11	1.312	86.85
14	47		David O'CARROLL		Caterham	1:20.956	11	1.361	86.80
15	32		Declan DOLAN		Caterham	1:21.230	11	1.635	86.51
16	22		Danny NASH		Caterham	1:21.290	11	1.695	86.44
17	28		Chris FOX		Caterham	1:21.350	11	1.755	86.38
18	31		James WALKER		Caterham	1:21.507	11	1.912	86.21
19	41		Christopher BATTEN		Caterham	1:21.606	11	2.011	86.11
20	26		Glyn DAVIES		Caterham	1:21.618	11	2.023	86.09
21	49		Simon WEDGEWOOD		Caterham	1:21.822	11	2.227	85.88
22	21		Keith PENNINGTON		Caterham	1:21.969	11	2.374	85.73
23	18		Iain MILLIGAN		Caterham	1:22.123	11	2.528	85.56
24	17		Tom OVERTON		Caterham	1:22.667	11	3.072	85.00
25	33		Ian ATKINSON		Caterham	1:23.643	11	4.048	84.01
26	36		Alison FORMSTONE		Caterham	1:23.894	10	4.299	83.76
27	12		Mark HARRISON		Caterham	1:24.305	10	4.710	83.35
28	23		Louis REDSHAW		Caterham	1:24.900	10	5.305	82.77
29	24		Nick WOODS		Caterham	1:25.197	10	5.602	82.48
30	40		Chris AWCOCK		Caterham	1:27.658	10	8.063	80.16

Weather / Track : Bright / Dry  
 These results are provisional until the conclusion of any judicial and technical matters.

Snetterton  
 Circuit Length = 1.9520 miles.  
 Start: 11:51 End: 12:06

Clerk of Course	Timekeeper:
-----------------	-------------

## Caterham Graduate Championship - Mega Graduate C

### QUALIFYING LAP ANALYSIS - RACE 2

<b>2</b>	<b>Martin AMISON</b>	Caterham
1 - 2:41.663	6 - 1:20.394	11 - 1:23.530
2 - 1:25.297	7 - <b>1:19.595</b>	
3 - 1:22.115	8 - 1:20.020	
4 - 1:21.343	9 - 1:20.029	
5 - 1:20.638	10 - 1:20.203	
<b>4</b>	<b>Nick FROST</b>	Caterham
1 - 2:48.961	6 - 1:22.138	11 - 1:22.044
2 - 1:24.012	7 - 1:21.772	
3 - 1:21.869	8 - 1:21.882	
4 - 1:23.180	9 - 1:21.503	
5 - 1:22.762	10 - <b>1:20.792</b>	
<b>5</b>	<b>Stuart SIMPSON</b>	Caterham
1 - 3:30.841	6 - 1:21.143	
2 - 1:46.045	7 - 1:21.732	
3 - 1:22.415	8 - 1:20.982	
4 - 1:20.911	9 - 1:21.341	
5 - 1:21.611	10 - <b>1:19.649</b>	
<b>6</b>	<b>Michael THORNHILL</b>	Caterham
1 - 2:36.842	6 - <b>1:20.326</b>	11 - 1:20.909
2 - 1:26.261	7 - 1:20.899	
3 - 1:21.446	8 - 1:23.499	
4 - 1:21.558	9 - 1:21.391	
5 - 1:20.848	10 - 1:21.537	
<b>8</b>	<b>Paul HUDSON</b>	Caterham
1 - 2:37.126	6 - <b>1:20.731</b>	11 - 1:21.297
2 - 1:24.936	7 - 1:20.815	
3 - 1:21.116	8 - 1:21.957	
4 - 1:21.260	9 - 1:21.856	
5 - 1:20.976	10 - 1:21.369	
<b>9</b>	<b>Mike WELBURN</b>	Caterham
1 - 2:39.441	6 - 1:21.380	11 - <b>1:20.636</b>
2 - 1:24.624	7 - 1:21.919	
3 - 1:22.344	8 - 1:21.122	
4 - 1:21.606	9 - 1:20.698	
5 - 1:21.430	10 - 1:20.646	
<b>12</b>	<b>Mark HARRISON</b>	Caterham
1 - 3:05.816	6 - 1:25.230	
2 - 1:30.118	7 - 1:25.313	
3 - 1:27.596	8 - 1:25.109	
4 - 1:26.263	9 - <b>1:24.305</b>	
5 - 1:25.515	10 - 1:25.236	

# Caterham Graduate Championship - Mega Graduate C

## QUALIFYING LAP ANALYSIS - RACE 2

(contd.)

<b>13</b>	<b>Michael j FESEMEYER</b>	Caterham
1 -	2:49.296	6 - 1:21.540
2 -	1:24.710	7 - 1:21.995
3 -	1:22.338	8 - 1:21.221
4 -	1:22.475	9 - 1:20.985
5 -	1:22.887	10 - <b>1:20.763</b>
<b>14</b>	<b>Guy HALLEY</b>	Caterham
1 -	2:33.554	6 - 1:21.771
2 -	1:22.435	7 - <b>1:19.994</b>
3 -	1:21.104	8 - 1:21.366
4 -	1:20.645	9 - 1:20.374
5 -	1:23.517	10 - 1:20.220
<b>17</b>	<b>Tom OVERTON</b>	Caterham
1 -	2:39.024	6 - 1:24.976
2 -	1:27.503	7 - 1:23.760
3 -	1:26.691	8 - 1:23.629
4 -	1:24.804	9 - 1:23.140
5 -	1:25.613	10 - <b>1:22.667</b>
<b>18</b>	<b>Iain MILLIGAN</b>	Caterham
1 -	2:40.373	6 - 1:25.028
2 -	1:28.231	7 - 1:23.445
3 -	1:25.066	8 - 1:23.428
4 -	1:23.230	9 - <b>1:22.123</b>
5 -	1:23.854	10 - 1:22.796
<b>19</b>	<b>Tim JUMP</b>	Caterham
1 -	2:40.409	6 - 1:22.199
2 -	1:23.396	7 - 1:22.142
3 -	1:22.122	8 - 1:21.799
4 -	1:20.942	9 - <b>1:20.907</b>
5 -	1:21.208	10 - 1:22.342
<b>20</b>	<b>Franek s LOW</b>	Caterham
1 -	2:44.388	6 - 1:24.488
2 -	1:24.720	7 - 1:23.708
3 -	1:23.499	8 - 1:21.355
4 -	1:22.627	9 - 1:21.153
5 -	1:22.496	10 - <b>1:20.846</b>
<b>21</b>	<b>Keith PENNINGTON</b>	Caterham
1 -	2:45.901	6 - 1:22.434
2 -	1:25.237	7 - 1:22.500
3 -	1:23.929	8 - 1:22.462
4 -	1:23.442	9 - 1:22.604
5 -	1:23.221	10 - 1:22.804

# Caterham Graduate Championship - Mega Graduate C

## QUALIFYING LAP ANALYSIS - RACE 2

(contd.)

<b>22</b>	<b>Danny NASH</b>	Caterham
1 - 2:48.951	6 - 1:27.060	11 - 1:27.064
2 - 1:25.494	7 - 1:37.315	
3 - 1:22.222	8 - 1:21.736	
4 - 1:23.093	9 - 1:23.968	
5 - 1:22.226	10 - <b>1:21.290</b>	
<b>23</b>	<b>Louis REDSHAW</b>	Caterham
1 - 3:06.032	6 - 1:32.083	
2 - 1:32.006	7 - 1:27.328	
3 - 1:29.367	8 - 1:26.396	
4 - 1:29.870	9 - 1:26.282	
5 - 1:29.348	10 - <b>1:24.900</b>	
<b>24</b>	<b>Nick WOODS</b>	Caterham
1 - 2:57.163	6 - 1:26.478	
2 - 1:30.252	7 - 1:25.747	
3 - 1:28.149	8 - <b>1:25.197</b>	
4 - 1:27.736	9 - 1:25.797	
5 - 1:27.330	10 - 1:25.572	
<b>26</b>	<b>Glyn DAVIES</b>	Caterham
1 - 2:57.621	6 - 1:22.470	11 - <b>1:21.618</b>
2 - 1:27.618	7 - 1:23.209	
3 - 1:23.589	8 - 1:21.721	
4 - 1:23.695	9 - 1:22.374	
5 - 1:23.045	10 - 1:22.172	
<b>27</b>	<b>James BARLOW</b>	Caterham
1 - 2:35.856	6 - 1:21.652	11 - <b>1:20.532</b>
2 - 1:23.049	7 - 1:21.279	
3 - 1:23.301	8 - 1:20.769	
4 - 1:22.984	9 - 1:22.289	
5 - 1:21.694	10 - 1:20.897	
<b>28</b>	<b>Chris FOX</b>	Caterham
1 - 2:42.098	6 - 1:22.025	11 - 1:22.034
2 - 1:25.566	7 - 1:21.462	
3 - 1:22.854	8 - 1:22.386	
4 - 1:21.749	9 - <b>1:21.350</b>	
5 - 1:22.029	10 - 1:21.737	
<b>31</b>	<b>James WALKER</b>	Caterham
1 - 2:50.164	6 - 1:23.126	11 - <b>1:21.507</b>
2 - 1:26.071	7 - 1:22.165	
3 - 1:24.387	8 - 1:21.847	
4 - 1:25.340	9 - 1:39.083	
5 - 1:21.966	10 - 1:21.932	

# Caterham Graduate Championship - Mega Graduate C

## QUALIFYING LAP ANALYSIS - RACE 2

(contd.)

<b>32</b>	<b>Declan DOLAN</b>	Caterham
1 - 3:00.809	6 - <b>1:21.230</b>	11 - 1:21.733
2 - 1:23.852	7 - 1:29.300	
3 - 1:22.312	8 - 1:21.541	
4 - 1:21.552	9 - 1:21.726	
5 - 1:21.386	10 - 1:22.465	
<b>33</b>	<b>Ian ATKINSON</b>	Caterham
1 - 2:47.343	6 - 1:24.195	11 - 1:25.254
2 - 1:26.425	7 - 1:24.894	
3 - 1:24.312	8 - <b>1:23.643</b>	
4 - 1:23.736	9 - 1:24.056	
5 - 1:24.270	10 - 1:24.527	
<b>36</b>	<b>Alison FORMSTONE</b>	Caterham
1 - 2:48.224	6 - 1:34.291	
2 - 1:27.253	7 - 1:26.645	
3 - 1:24.684	8 - <b>1:23.894</b>	
4 - 1:24.703	9 - 1:24.788	
5 - 1:26.074	10 - 1:24.454	
<b>38</b>	<b>Matthew GILLBANKS</b>	Caterham
1 - 2:37.786	6 - 1:20.744	
2 - 1:22.452	7 - 1:20.493	
3 - <b>1:20.243</b>	8 - 1:22.473	
4 - 1:20.500	9 - 1:20.297	
5 - 1:20.569	10 - 1:20.755	
<b>40</b>	<b>Chris AWCOCK</b>	Caterham
1 - 3:03.829	6 - 1:29.692	
2 - 1:31.896	7 - 1:29.272	
3 - 1:31.338	8 - 1:29.513	
4 - 1:29.545	9 - <b>1:27.658</b>	
5 - 1:29.416	10 - 1:28.501	
<b>41</b>	<b>Christopher BATTEN</b>	Caterham
1 - 2:43.581	6 - 1:22.999	11 - <b>1:21.606</b>
2 - 1:28.184	7 - 1:22.445	
3 - 1:25.834	8 - 1:22.892	
4 - 1:23.141	9 - 1:22.055	
5 - 1:23.071	10 - 1:21.621	
<b>44</b>	<b>Riki NASH</b>	Caterham
1 - 2:37.859	6 - 1:21.150	11 - 1:20.356
2 - 1:23.009	7 - <b>1:20.326</b>	
3 - 1:21.037	8 - 1:21.048	
4 - 1:21.586	9 - 1:23.261	
5 - 1:22.961	10 - 1:21.105	

# Caterham Graduate Championship - Mega Graduate C QUALIFYING LAP ANALYSIS - RACE 2

(contd.)


<b>47</b>	<b>David O'CARROLL</b>	Caterham
1 - 2:42.229	6 - 1:21.968	11 - <b>1:20.956</b>
2 - 1:26.001	7 - 1:21.836	
3 - 1:21.761	8 - 1:26.658	
4 - 1:22.170	9 - 1:22.169	
5 - 1:21.614	10 - 1:21.026	
<b>49</b>	<b>Simon WEDGEWOOD</b>	Caterham
1 - 2:39.306	6 - 1:22.878	11 - 1:24.722
2 - 1:24.444	7 - 1:22.903	
3 - <b>1:21.822</b>	8 - 1:22.925	
4 - 1:23.059	9 - 1:22.568	
5 - 1:22.178	10 - 1:22.509	

# Caterham Graduate Championship - Mega Graduate C

## GRID - RACE 2

ROW 19	191	CAMPBELL	180	HENNIKER-SMITH	
ROW 18		124	SCANNELL	169	CLARKE
ROW 17	157	ROCKEY	115	CRONSHAW	
ROW 16		170	IRVING	123	NORTHEN
ROW 15	24	1:25.197 WOODS	40	1:27.658 AWCOCK	
ROW 14		12	1:24.305 HARRISON	23	1:24.900 REDSHAW
ROW 13	33	1:23.643 ATKINSON	36	1:23.894 FORMSTONE	
ROW 12		18	1:22.123 MILLIGAN	17	1:22.667 OVERTON
ROW 11	49	1:21.822 WEDGEWOOD	21	1:21.969 PENNINGTON	
ROW 10		41	1:21.606 BATTEN	26	1:21.618 DAVIES
ROW 9	28	1:21.350 FOX	31	1:21.507 WALKER	
ROW 8		32	1:21.230 DOLAN	22	1:21.290 NASH
ROW 7	19	1:20.907 JUMP	47	1:20.956 O'CARROLL	
ROW 6		4	1:20.792 FROST	20	1:20.846 LOW
ROW 5	8	1:20.731 HUDSON	13	1:20.763 FESEMEYER	
ROW 4		27	1:20.532 BARLOW	9	1:20.636 WELBURN
ROW 3	6	1:20.326 THORNHILL	44	1:20.326 NASH	
ROW 2		14	1:19.994 HALLEY	38	1:20.243 GILLBANKS
ROW 1	2	1:19.595 AMISON	5	1:19.649 SIMPSON	

POLE



Weather / Track : Bright / Dry  
 These results are provisional until the conclusion of any judicial and technical matters.

Snetterton  
 Circuit Length = 1.9520 miles.  
 Start: 11:51 End: 12:06

Clerk of Course	Timekeeper:
-----------------	-------------

## 24 Hour 2CV Enduranc Race

### FREE PRACTICE 1 - RACE 12

POS	NO	CL	NAT	TIME	LAPS	GAP	MPH
1	28	TETE ROUGE 1	Citroen 2CV	1:50.242	8		63.74
2	13	TETE ROUGE 2	Citroen 2CV	1:51.053	7	0.811	63.27
3	9	HOLLIS MOTORSPORT	Citroen 2CV	1:51.426	6	1.184	63.06
4	30	TEAM STINKY	Citroen 2CV	1:52.327	8	2.085	62.56
5	14	SIMPLY THE BREAST	Citroen 2CV	1:52.536	6	2.294	62.44
6	2	ROCKET DOG RACING	Citroen 2CV	1:53.267	6	3.025	62.04
7	99	HOOZ RAY SIN	Citroen 2CV	1:53.618	6	3.376	61.84
8	16	IMBROGLIO RACING	Citroen 2CV	1:53.628	6	3.386	61.84
9	70	RACEHIRE COM	Citroen 2CV	1:53.924	8	3.682	61.68
10	46	GREASE MONKEY RACING	Citroen 2CV	1:54.450	6	4.208	61.40
11	54	PRET A BOIRE	Citroen 2CV	1:54.811	4	4.569	61.20
12	77	TWO SMOKING BARRELS	Citroen 2CV	1:54.884	4	4.642	61.16
13	7	FINDLAYS JD NO7	Citroen 2CV	1:55.060	5	4.818	61.07
14	42	TURQUOISE TORTOISE	Citroen 2CV	1:55.730	8	5.488	60.72
15	68	BR MOTORSPORT	Citroen 2CV	1:56.566	6	6.324	60.28
16	69	MRB RACING	Citroen 2CV	1:56.631	4	6.389	60.25
17	61	TETE ROUGE 3	Citroen 2CV	1:57.405	7	7.163	59.85
18	50	BOSS HOGGS ARMY	Citroen 2CV	1:57.628	4	7.386	59.74
19	60	FOUR LEMONS & ORANGE	Citroen 2CV	1:58.307	7	8.065	59.39
20	27	RED NOSE SCOTLAND	Citroen 2CV	1:59.301	2	9.059	58.90
21	40	CRISIS RACING	Citroen 2CV	2:00.140	6	9.898	58.49
22	32	AA AUTOMOTIVE	Citroen 2CV	2:01.146	4	10.904	58.00
23	17	TWIN SNAILS TOO	Citroen 2CV	2:01.208	3	10.966	57.97
24	81	THE VIRGIN RACERS	Citroen 2CV	2:02.239	7	11.997	57.48
25	31	NETWORK SOLUTIONS	Citroen 2CV	2:03.930	5	13.688	56.70
26	90	TEAM STINGRAY 90	Citroen 2CV	3:35.706	3	1:45.464	32.57
27	5	TEAM TIGGER	Citroen 2CV	7:43.300	2	5:53.058	15.16
28	76	AGENT PROVOCATEUR	Citroen 2CV	11:15.442	1	9:25.200	10.40

Weather / Track : Sunny / Dry  
 These results are provisional until the conclusion of any judicial and technical matters.

Snetterton  
 Circuit Length = 1.9520 miles.  
 Start: 12:20 End: 12:35

Clerk of Course	Timekeeper:
-----------------	-------------

## 24 Hour 2CV Enduranc Race

### FREE PRACTICE 1 LAP ANALYSIS - RACE 12

<b>2</b>	<b>ROCKET DOG RACING</b>	Citroen 2CV
1 - X:00.000	6 - <b>1:53.267</b>	
2 - 2:05.765		
3 - 4:32.263		
4 - 1:54.390		
5 - 1:55.884		
<b>5</b>	<b>TEAM TIGGER</b>	Citroen 2CV
1 - X:00.000		
2 - <b>7:43.300</b>		
<b>7</b>	<b>FINDLAYS JD NO7</b>	Citroen 2CV
1 - X:00.000		
2 - 1:55.372		
3 - <b>1:55.060</b>		
4 - 5:00.723		
5 - 1:56.247		
<b>9</b>	<b>HOLLIS MOTORSPORT</b>	Citroen 2CV
1 - X:00.000	6 - <b>1:51.426</b>	
2 - 1:55.761		
3 - 1:56.294		
4 - 1:54.798		
5 - 1:53.455		
<b>13</b>	<b>TETE ROUGE 2</b>	Citroen 2CV
1 - X:00.000	6 - 1:54.778	
2 - 2:02.162	7 - <b>1:51.053</b>	
3 - 1:51.583		
4 - 4:19.350		
5 - 1:53.550		
<b>14</b>	<b>SIMPLY THE BREAST</b>	Citroen 2CV
1 - X:00.000	6 - 1:59.742	
2 - 1:53.970		
3 - <b>1:52.536</b>		
4 - 5:50.728		
5 - 1:59.526		
<b>16</b>	<b>IMBROGLIO RACING</b>	Citroen 2CV
1 - X:00.000	6 - 1:58.595	
2 - <b>1:53.628</b>		
3 - 5:01.304		
4 - 2:04.329		
5 - 2:02.452		

**24 Hour 2CV Enduranc Race**  
**FREE PRACTICE 1 LAP ANALYSIS - RACE 12**

(contd.)

<b>17</b>	<b>TWIN SNAILS TOO</b>	Citroen 2CV
1 - X:00.000 2 - <b>2:01.208</b> 3 - 6:40.083		
<b>27</b>	<b>RED NOSE SCOTLAND</b>	Citroen 2CV
1 - X:00.000 2 - <b>1:59.301</b>		
<b>28</b>	<b>TETE ROUGE 1</b>	Citroen 2CV
1 - X:00.000    6 - 1:51.641 2 - 1:56.523    7 - 1:50.830 3 - <b>1:50.242</b> 8 - 1:50.783 4 - 1:50.313 5 - 1:50.773		
<b>30</b>	<b>TEAM STINKY</b>	Citroen 2CV
1 - X:00.000    6 - 1:53.087 2 - 1:54.616    7 - 1:52.951 3 - 1:53.735    8 - <b>1:52.327</b> 4 - 1:52.836 5 - 1:53.232		
<b>31</b>	<b>NETWORK SOLUTIONS</b>	Citroen 2CV
1 - X:00.000 2 - 2:11.844 3 - 2:10.347 4 - 2:05.154 5 - <b>2:03.930</b>		
<b>32</b>	<b>AA AUTOMOTIVE</b>	Citroen 2CV
1 - X:00.000 2 - 2:02.755 3 - <b>2:01.146</b> 4 - 6:38.646		
<b>40</b>	<b>CRISIS RACING</b>	Citroen 2CV
1 - X:00.000    6 - <b>2:00.140</b> 2 - 2:04.738 3 - 5:25.552 4 - 2:07.536 5 - 2:04.261		

## 24 Hour 2CV Enduranc Race

### FREE PRACTICE 1 LAP ANALYSIS - RACE 12

(contd.)

<b>42</b>	<b>TURQUOISE TORTOISE</b>	Citroen 2CV
1 - X:00.000	6 - 1:55.811	
2 - 1:56.607	7 - 1:56.412	
3 - 1:56.832	8 - 1:57.543	
4 - 1:56.873		
5 - <b>1:55.730</b>		
<b>46</b>	<b>GREASE MONKEY RACING</b>	Citroen 2CV
1 - X:00.000	6 - 1:56.942	
2 - 1:56.487		
3 - 1:55.153		
4 - 1:56.227		
5 - <b>1:54.450</b>		
<b>50</b>	<b>BOSS HOGGS ARMY</b>	Citroen 2CV
1 - X:00.000		
2 - 2:02.030		
3 - 1:59.631		
4 - <b>1:57.628</b>		
<b>54</b>	<b>PRET A BOIRE</b>	Citroen 2CV
1 - X:00.000		
2 - <b>1:54.811</b>		
3 - 7:43.777		
4 - 1:55.503		
<b>60</b>	<b>FOUR LEMONS &amp; ORANGE</b>	Citroen 2CV
1 - X:00.000	6 - 1:58.568	
2 - 2:06.429	7 - <b>1:58.307</b>	
3 - 2:01.720		
4 - 1:59.977		
5 - 1:59.245		
<b>61</b>	<b>TETE ROUGE 3</b>	Citroen 2CV
1 - X:00.000	6 - 1:58.337	
2 - 2:19.648	7 - <b>1:57.405</b>	
3 - 2:02.694		
4 - 2:00.078		
5 - 1:59.254		
<b>68</b>	<b>BR MOTORSPORT</b>	Citroen 2CV
1 - X:00.000	6 - 1:57.710	
2 - 1:58.492		
3 - <b>1:56.566</b>		
4 - 4:58.596		
5 - 1:58.835		

**24 Hour 2CV Enduranc Race**  
**FREE PRACTICE 1 LAP ANALYSIS - RACE 12**

(contd.)

<b>69</b>	<b>MRB RACING</b>	Citroen 2CV
1 - X:00.000 2 - 1:57.442 3 - <b>1:56.631</b> 4 - 6:55.358		
<b>70</b>	<b>RACEHIRE COM</b>	Citroen 2CV
1 - X:00.000    6 - 1:54.483 2 - 1:54.679    7 - 1:54.573 3 - 1:54.519    8 - 1:54.925 4 - 1:54.423 5 - <b>1:53.924</b>		
<b>76</b>	<b>AGENT PROVOCATEUR</b>	Citroen 2CV
1 - <b>X:00.000</b>		
<b>77</b>	<b>TWO SMOKING BARRELS</b>	Citroen 2CV
1 - X:00.000 2 - 1:57.608 3 - <b>1:54.884</b> 4 - 1:55.096		
<b>81</b>	<b>THE VIRGIN RACERS</b>	Citroen 2CV
1 - X:00.000    6 - 2:03.469 2 - 2:04.253    7 - <b>2:02.239</b> 3 - 2:02.763 4 - 2:04.498 5 - 2:05.206		
<b>90</b>	<b>TEAM STINGRAY 90</b>	Citroen 2CV
1 - X:00.000 2 - <b>3:35.706</b> 3 - 7:16.473		
<b>99</b>	<b>HOOZ RAY SIN</b>	Citroen 2CV
1 - X:00.000    6 - <b>1:53.618</b> 2 - 6:26.695 3 - 1:54.573 4 - 1:53.994 5 - 1:55.843		

# BARC Westfield Sportscar Championship iaw Avon T

## QUALIFYING - RACE 7

POS	NO	CL	DRIVER	NAT	CAR	TIME	LAPS	GAP	MPH
1	2		Nick FLOWERS		Westfield Zetec	1:18.859	11		89.11
2	81		Dider PRONGUE		Westfield Zetec	1:19.073	11	0.214	88.87
3	18		Troy ROBINSON		Westfield Zetec	1:19.373	11	0.514	88.53
4	36		Jonathan YOUNG		Westfield Zetec	1:19.401	10	0.542	88.50
5	21		Andy MOWBRAY		Westfield Zetec	1:19.526	11	0.667	88.36
6	4		Matthew FLOWERS		Westfield Zetec	1:20.168	11	1.309	87.65
7	12		Thomas ROBINSON		Westfield Zetec	1:20.742	11	1.883	87.03
8	14		Seamus HARDING		Westfield Zetec	1:21.317	11	2.458	86.41
9	71		Martin GARTSIDE		Westfield Zetec	1:21.627	11	2.768	86.08
10	24		Simon PRYKE		Westfield Zetec	1:21.823	11	2.964	85.88
11	42		Brian SMALL		Westfield Zetec	1:21.944	11	3.085	85.75
12	22		Geoff FAIRBURN		Westfield Zetec	1:23.221	11	4.362	84.44
13	20		Peter DAGLISH		Westfield Zetec	1:23.747	11	4.888	83.91
14	23		Paul TABERNER		Westfield Zetec	1:24.070	11	5.211	83.58
15	38		Richard HARDY-BISHOP		Westfield Zetec	1:25.164	10	6.305	82.51

Weather / Track : Bright / Dry  
 These results are provisional until the conclusion of any judicial and technical matters.

Snetterton  
 Circuit Length = 1.9520 miles.  
 Start: 12:45 End: 13:00

Clerk of Course	Timekeeper:
-----------------	-------------

**BARC Westfield Sportscar Championship iaw Avon T  
QUALIIFYING LAP ANALYSIS - RACE 7**

<b>2</b>	<b>Nick FLOWERS</b>	Westfield Zetec
1 -	3:29.286	6 - 1:19.243 11 - 1:19.246
2 -	1:22.829	7 - <b>1:18.859</b>
3 -	1:20.651	8 - 1:19.553
4 -	1:19.846	9 - 1:19.174
5 -	1:21.531	10 - 1:24.809
<b>4</b>	<b>Matthew FLOWERS</b>	Westfield Zetec
1 -	3:31.590	6 - 1:20.268 11 - <b>1:20.168</b>
2 -	1:25.803	7 - 1:20.832
3 -	1:23.155	8 - 1:20.396
4 -	1:22.712	9 - 1:20.600
5 -	1:21.566	10 - 1:20.838
<b>12</b>	<b>Thomas ROBINSON</b>	Westfield Zetec
1 -	3:22.346	6 - 1:21.405 11 - <b>1:20.742</b>
2 -	1:28.353	7 - 1:20.959
3 -	1:24.050	8 - 1:22.786
4 -	1:23.094	9 - 1:20.761
5 -	1:22.009	10 - 1:20.782
<b>14</b>	<b>Seamus HARDING</b>	Westfield Zetec
1 -	3:33.708	6 - 1:22.103 11 - 1:21.628
2 -	1:24.396	7 - 1:21.838
3 -	1:23.155	8 - <b>1:21.317</b>
4 -	1:23.941	9 - 1:36.671
5 -	1:22.056	10 - 1:37.931
<b>18</b>	<b>Troy ROBINSON</b>	Westfield Zetec
1 -	3:27.948	6 - 1:20.792 11 - <b>1:19.373</b>
2 -	1:26.498	7 - 1:20.132
3 -	1:21.101	8 - 1:19.990
4 -	1:21.175	9 - 1:19.758
5 -	1:21.071	10 - 1:19.579
<b>20</b>	<b>Peter DAGLISH</b>	Westfield Zetec
1 -	3:31.116	6 - 1:24.547 11 - <b>1:23.747</b>
2 -	1:29.121	7 - 1:24.627
3 -	1:25.693	8 - 1:24.420
4 -	1:25.674	9 - 1:24.367
5 -	1:26.359	10 - 1:26.280
<b>21</b>	<b>Andy MOWBRAY</b>	Westfield Zetec
1 -	3:28.260	6 - 1:19.965 11 - <b>1:19.526</b>
2 -	1:24.369	7 - 1:20.181
3 -	1:20.890	8 - 1:20.457
4 -	1:20.163	9 - 1:20.531
5 -	1:20.917	10 - 1:21.245

# BARC Westfield Sportscar Championship iaw Avon T

## QUALIIFYING LAP ANALYSIS - RACE 7

(contd.)

<b>22</b>	<b>Geoff FAIRBURN</b>	Westfield Zetec
1 -	3:24.077	6 - 1:26.282 11 - 1:24.298
2 -	1:30.844	7 - <b>1:23.221</b>
3 -	1:24.963	8 - 1:23.599
4 -	1:28.109	9 - 1:25.136
5 -	1:29.190	10 - 1:25.818
<b>23</b>	<b>Paul TABERNER</b>	Westfield Zetec
1 -	3:23.277	6 - 1:25.337 11 - 1:25.605
2 -	1:39.037	7 - 1:25.214
3 -	1:27.805	8 - 1:24.835
4 -	1:26.727	9 - <b>1:24.070</b>
5 -	1:26.054	10 - 1:27.867
<b>24</b>	<b>Simon PRYKE</b>	Westfield Zetec
1 -	3:35.675	6 - 1:22.722 11 - <b>1:21.823</b>
2 -	1:28.734	7 - 1:23.136
3 -	1:26.056	8 - 1:22.340
4 -	1:24.466	9 - 1:22.766
5 -	1:23.750	10 - 1:24.010
<b>36</b>	<b>Jonathan YOUNG</b>	Westfield Zetec
1 -	5:42.436	6 - 1:19.517
2 -	1:22.666	7 - 1:19.544
3 -	1:20.482	8 - 1:19.561
4 -	1:20.084	9 - 1:20.740
5 -	<b>1:19.401</b>	10 - 1:19.678
<b>38</b>	<b>Richard HARDY-BISHOP</b>	Westfield Zetec
1 -	3:56.677	6 - 1:27.005
2 -	1:49.592	7 - 1:26.186
3 -	1:41.227	8 - <b>1:25.164</b>
4 -	1:38.295	9 - 1:25.215
5 -	1:30.871	10 - 1:25.417
<b>42</b>	<b>Brian SMALL</b>	Westfield Zetec
1 -	3:21.814	6 - 1:23.301 11 - <b>1:21.944</b>
2 -	1:33.539	7 - 1:22.931
3 -	1:28.477	8 - 1:22.209
4 -	1:24.751	9 - 1:22.484
5 -	1:26.396	10 - 1:22.118
<b>71</b>	<b>Martin GARTSIDE</b>	Westfield Zetec
1 -	3:43.995	6 - 1:23.323 11 - <b>1:21.627</b>
2 -	1:29.840	7 - 1:23.213
3 -	1:26.700	8 - 1:22.858
4 -	1:27.403	9 - 1:23.089
5 -	1:24.210	10 - 1:23.958

# BARC Westfield Sportscar Championship iaw Avon T QUALIIFYING LAP ANALYSIS - RACE 7

(contd.)

<b>81</b>	<b>Dider PRONGUE</b>	Westfield Zetec
1 - 3:27.335	6 - 1:20.493	11 - 1:19.602
2 - 1:24.127	7 - 1:20.203	
3 - 1:21.514	8 - 1:19.334	
4 - 1:19.749	9 - 1:19.275	
5 - 1:19.235	10 - <b>1:19.073</b>	

# BARC Westfield Sportscar Championship iaw Avon T

## GRID - RACE 7

ROW 8	1:25.164	38	HARDY-BISHOP	
ROW 7	1:23.747	20	DAGLISH	1:24.070 23 TABERNER
ROW 6	1:21.944	42	SMALL	1:23.221 22 FAIRBURN
ROW 5	1:21.627	71	GARTSIDE	1:21.823 24 PRYKE
ROW 4	1:20.742	12	ROBINSON	1:21.317 14 HARDING
ROW 3	1:19.526	21	MOWBRAY	1:20.168 4 FLOWERS
ROW 2	1:19.373	18	ROBINSON	1:19.401 36 YOUNG
ROW 1	1:18.859	2	FLOWERS	1:19.073 81 PRONGUE
<b>POLE</b>				

Weather / Track : Bright / Dry  
 These results are provisional until the conclusion of any judicial and technical matters.

Clerk of Course	Timekeeper:
-----------------	-------------

# Caterham Graduate Championship - Mega Graduate C

## RACE CLASSIFICATION - RACE 2

POS	NO	CL	DRIVER	NAT	CAR	TIME	LAPS	GAP	MPH	BEST
1	14		Guy HALLEY		Caterham	20:19.833	15		86.41	1:19.163
2	2		Martin AMISON		Caterham	20:20.005	15	0.172	86.40	1:19.444
3	5		Stuart SIMPSON		Caterham	20:20.829	15	0.996	86.34	1:19.291
4	38		Matthew GILLBANKS		Caterham	20:21.165	15	1.332	86.31	1:20.019
5	6		Michael THORNHILL		Caterham	20:29.299	15	9.466	85.74	1:20.175
6	28		Chris FOX		Caterham	20:29.625	15	9.792	85.72	1:19.799
7	27		James BARLOW		Caterham	20:29.724	15	9.891	85.71	1:19.977
8	8		Paul HUDSON		Caterham	20:30.847	15	11.014	85.63	1:20.548
9	13		Michael j FESEMEYER		Caterham	20:31.304	15	11.471	85.60	1:20.043
10	19		Tim JUMP		Caterham	20:32.018	15	12.185	85.55	1:20.202
11	4		Nick FROST		Caterham	20:32.229	15	12.396	85.54	1:20.297
12	9		Mike WELBURN		Caterham	20:32.352	15	12.519	85.53	1:20.131
13	32		Declan DOLAN		Caterham	20:32.861	15	13.028	85.49	1:20.327
14	47		David O'CARROLL		Caterham	20:37.653	15	17.820	85.16	1:20.486
15	44		Riki NASH		Caterham	20:48.988	15	29.155	84.39	1:20.772
16	41		Christopher BATTEN		Caterham	20:51.229	15	31.396	84.24	1:21.136
17	17		Tom OVERTON		Caterham	20:54.371	15	34.538	84.03	1:21.973
18	49		Simon WEDGEWOOD		Caterham	20:59.652	15	39.819	83.68	1:21.935
19	21		Keith PENNINGTON		Caterham	21:08.472	15	48.639	83.09	1:22.028
20	20		Franek s LOW		Caterham	21:16.325	15	56.492	82.58	1:21.963
21	26		Glyn DAVIES		Caterham	21:17.981	15	58.148	82.48	1:21.526
22	12		Mark HARRISON		Caterham	21:26.216	15	1:06.383	81.95	1:22.958
23	18		Iain MILLIGAN		Caterham	21:26.729	15	1:06.896	81.91	1:22.027
24	22		Danny NASH		Caterham	21:31.255	15	1:11.422	81.63	1:21.410
25	24		Nick WOODS		Caterham	21:32.898	15	1:13.065	81.52	1:23.507
26	33		Ian ATKINSON		Caterham	21:35.286	15	1:15.453	81.37	1:23.796
27	157	S	Ben ROCKEY		Caterham	21:35.715	15	1:15.882	81.35	1:23.455
28	123	S	Ian NORTHEN		Caterham	21:41.914	15	1:22.081	80.96	1:24.532
29	23		Louis REDSHAW		Caterham	20:29.401	14	1 LAP	80.02	1:24.491
30	40		Chris AWCOCK		Caterham	20:34.423	14	1 LAP	79.69	1:24.736
31	36		Alison FORMSTONE		Caterham	20:40.156	14	1 LAP	79.32	1:23.469
32	170	S	Richard IRVING		Caterham	20:44.261	14	1 LAP	79.06	1:25.184
33	180	S	S HENNIKER-SMITH		Caterham	20:47.188	14	1 LAP	78.88	1:25.700
34	169	S	Trevor CLARKE		Caterham	20:51.342	14	1 LAP	78.62	1:25.395
35	124	S	Rick SCANNELL		Caterham	20:53.338	14	1 LAP	78.49	1:26.216
36	191	S	Joe CAMPBELL		Caterham	21:08.362	14	1 LAP	77.56	1:26.380

### NOT CLASSIFIED

31			James WALKER		Caterham	13:00.800	9	D.N.F.	81.00	1:21.498
115	S		Daniel CRONSHAW		Caterham		0	D.N.F.	N/A	

### FASTEST LAP

14			Guy HALLEY		Caterham	1:19.163	13	88.76mph	142.85kph
157	S		Ben ROCKEY		Caterham	1:23.455	13	84.20mph	135.51kph

Weather / Track : Cloudy / Dry

These results are provisional until the conclusion of any judicial and technical matters.

Snetterton  
Circuit Length = 1.9520 miles.  
Start: 14:36 End: 14:56

Clerk of Course	Timekeeper:
-----------------	-------------

# Caterham Graduate Championship - Mega Graduate C

## LAP CHART - RACE 2

Lap 1			Lap 2			Lap 3			Lap 4			Lap 5		
No	Behind	Laptime	No	Behind	Laptime	No	Behind	Laptime	No	Behind	Laptime	No	Behind	Laptime
14		1:28.037	5		1:21.087	2		1:21.335	14		1:21.290	5		1:20.889
5	0.292	1:28.329	2	0.474	1:21.129	5	0.142	1:21.951	2	0.064	1:21.644	14	0.552	1:22.073
2	0.724	1:28.761	38	1.151	1:21.271	14	0.290	1:20.936	5	0.632	1:22.070	38	0.555	1:20.721
38	1.259	1:29.296	14	1.163	1:22.542	38	1.103	1:21.761	38	1.355	1:21.832	2	0.860	1:22.317
8	1.610	1:29.647	8	1.791	1:21.560	8	1.148	1:21.166	8	1.713	1:22.145	8	1.299	1:21.107
47	2.709	1:30.746	47	2.976	1:21.646	47	2.852	1:21.685	6	2.590	1:20.908	6	2.721	1:21.652
6	2.991	1:31.028	6	3.023	1:21.411	6	3.262	1:22.048	13	3.348	1:21.179	13	3.248	1:21.421
13	3.530	1:31.567	13	3.923	1:21.772	13	3.749	1:21.635	47	3.357	1:22.085	47	4.011	1:22.175
27	4.297	1:32.334	27	4.973	1:22.055	27	4.820	1:21.656	27	5.045	1:21.805	27	4.237	1:20.713
4	4.432	1:32.469	4	5.121	1:22.068	4	4.889	1:21.577	4	5.387	1:22.078	4	4.817	1:20.951
9	4.782	1:32.819	9	5.770	1:22.367	19	5.717	1:21.351	28	6.079	1:21.341	28	5.388	1:20.830
19	5.350	1:33.387	19	6.175	1:22.204	9	5.803	1:21.842	32	6.607	1:22.189	19	6.480	1:21.019
22	5.614	1:33.651	28	6.860	1:21.679	32	5.998	1:20.917	9	6.713	1:22.490	9	6.973	1:21.781
32	5.739	1:33.776	32	6.890	1:22.530	28	6.318	1:21.267	19	6.982	1:22.845	32	7.013	1:21.927
28	6.560	1:34.597	17	9.855	1:23.509	17	11.970	1:23.924	17	13.886	1:23.496	17	15.889	1:23.524
17	7.725	1:35.762	26	13.889	1:24.749	26	15.961	1:23.881	41	18.464	1:23.739	41	19.643	1:22.700
26	10.519	1:38.556	41	15.143	1:24.311	41	16.305	1:22.971	49	19.060	1:23.971	26	20.672	1:22.818
18	12.175	1:40.212	49	15.539	1:24.342	49	16.669	1:22.939	26	19.375	1:24.994	49	21.069	1:23.530
41	12.211	1:40.248	18	16.339	1:25.543	18	17.390	1:22.860	18	19.919	1:24.109	44	21.277	1:21.907
21	12.382	1:40.419	21	17.071	1:26.068	21	18.765	1:23.503	21	20.821	1:23.636	21	22.371	1:23.071
49	12.576	1:40.613	33	17.579	1:26.355	33	19.610	1:23.840	44	20.891	1:22.099	33	27.681	1:26.137
33	12.603	1:40.640	24	18.437	1:26.148	44	20.372	1:23.056	33	23.065	1:25.035	24	28.839	1:25.223
24	13.668	1:41.705	44	19.125	1:24.357	24	22.273	1:25.645	24	25.137	1:24.444	12	29.381	1:24.339
12	13.982	1:42.019	12	19.154	1:26.551	12	23.396	1:26.051	12	26.563	1:24.747	18	32.838	1:34.440
180	14.621	1:42.658	180	22.373	1:29.131	157	27.051	1:26.266	157	31.038	1:25.567	20	35.129	1:23.864
44	16.147	1:44.184	157	22.594	1:26.684	123	27.976	1:26.212	123	32.379	1:25.983	157	35.694	1:26.177
157	17.289	1:45.326	123	23.573	1:26.729	180	31.061	1:30.497	20	32.786	1:22.851	123	36.356	1:25.498
123	18.223	1:46.260	40	28.337	1:28.252	20	31.515	1:24.114	31	36.238	1:23.216	31	37.346	1:22.629
191	20.590	1:48.627	20	29.210	1:25.127	191	34.394	1:26.798	180	38.113	1:28.632	40	44.460	1:26.606
40	21.464	1:49.501	191	29.405	1:30.194	40	34.595	1:28.067	40	39.375	1:26.360	180	45.454	1:28.862
169	22.140	1:50.177	169	30.015	1:29.254	31	34.602	1:25.846	191	40.368	1:27.554	191	46.115	1:27.268
124	22.936	1:50.973	31	30.565	1:25.979	169	36.579	1:28.373	169	43.981	1:28.982	22	49.470	1:25.212
20	25.462	1:53.499	124	31.084	1:29.527	124	38.888	1:29.613	23	45.654	1:26.635	23	49.582	1:25.449
31	25.965	1:54.002	23	35.414	1:28.705	23	40.599	1:26.994	124	45.659	1:28.351	169	51.449	1:28.989
23	28.088	1:56.125	170	36.199	1:28.068	36	41.138	1:26.579	22	45.779	1:25.425	124	51.479	1:27.341
170	29.510	1:57.547	36	36.368	1:27.708	22	41.934	1:24.251	36	46.308	1:26.750	36	51.479	1:26.692
36	30.039	1:58.076	22	39.492	1:55.257	170	42.237	1:27.847	170	46.998	1:26.341	170	52.288	1:26.811

# Caterham Graduate Championship - Mega Graduate C

## LAP CHART - RACE 2

(contd.)

Lap 6			Lap 7			Lap 8			Lap 9			Lap 10		
No	Behind	Laptime	No	Behind	Laptime	No	Behind	Laptime	No	Behind	Laptime	No	Behind	Laptime
14		1:20.368	14		1:20.980	2		1:20.738	2		1:20.527	2		1:20.680
5	0.185	1:21.105	2	0.261	1:20.361	14	0.023	1:21.022	14	0.036	1:20.540	14	0.059	1:20.703
38	0.846	1:21.211	5	0.395	1:21.190	5	0.300	1:20.904	5	0.871	1:21.098	5	0.501	1:20.310
2	0.880	1:20.940	38	1.190	1:21.324	38	0.712	1:20.521	38	1.201	1:21.016	38	1.525	1:21.004
8	1.327	1:20.948	8	1.285	1:20.938	8	1.239	1:20.953	6	1.859	1:20.900	6	3.249	1:22.070
6	2.822	1:21.021	6	2.310	1:20.468	6	1.486	1:20.175	8	1.861	1:21.149	27	3.938	1:21.774
13	3.459	1:21.131	13	2.990	1:20.511	13	2.034	1:20.043	13	2.455	1:20.948	8	4.055	1:22.874
47	3.983	1:20.892	47	3.489	1:20.486	27	2.822	1:19.977	27	2.844	1:20.549	28	4.500	1:21.410
27	4.457	1:21.140	27	3.844	1:20.367	47	3.096	1:20.606	28	3.770	1:20.496	4	5.069	1:21.564
4	4.650	1:20.753	4	3.967	1:20.297	4	3.733	1:20.765	4	4.185	1:20.979	13	5.834	1:24.059
28	5.200	1:20.732	28	4.509	1:20.289	28	3.801	1:20.291	32	6.737	1:20.545	32	6.989	1:20.932
32	6.927	1:20.834	19	6.506	1:20.202	19	6.288	1:20.781	19	7.234	1:21.473	19	7.081	1:20.527
19	7.284	1:21.724	32	6.851	1:20.904	32	6.719	1:20.867	9	7.317	1:20.954	9	7.602	1:20.965
9	7.399	1:21.346	9	7.611	1:21.192	9	6.890	1:20.278	47	10.489	1:27.920	47	11.592	1:21.783
17	17.750	1:22.781	17	19.618	1:22.848	17	21.083	1:22.464	17	22.989	1:22.433	44	24.691	1:20.772
41	21.570	1:22.847	41	22.619	1:22.029	44	23.523	1:21.388	44	24.599	1:21.603	17	24.746	1:22.437
26	21.675	1:21.923	26	22.755	1:22.060	41	23.846	1:22.226	41	25.112	1:21.793	41	25.568	1:21.136
49	22.757	1:22.608	44	23.134	1:21.178	26	24.318	1:22.562	26	25.497	1:21.706	26	26.343	1:21.526
44	22.936	1:22.579	49	23.932	1:22.155	49	25.104	1:22.171	49	26.512	1:21.935	49	28.029	1:22.197
21	24.665	1:23.214	21	27.147	1:23.462	21	30.019	1:23.871	21	32.885	1:23.393	21	35.064	1:22.859
33	33.330	1:26.569	33	38.297	1:25.947	31	40.808	1:21.820	20	42.910	1:22.074	20	45.667	1:23.437
12	33.779	1:25.318	20	38.851	1:23.182	20	41.363	1:23.511	31	43.048	1:22.767	12	49.822	1:23.990
24	33.889	1:25.970	12	39.719	1:26.920	33	42.406	1:25.108	12	46.512	1:23.792	33	51.324	1:25.379
18	35.709	1:23.791	24	39.775	1:26.866	12	43.247	1:24.527	33	46.625	1:24.746	18	52.623	1:25.408
20	36.649	1:22.440	31	39.987	1:23.043	24	44.355	1:25.579	18	47.895	1:23.968	24	52.738	1:24.821
31	37.924	1:21.498	18	40.349	1:25.620	18	44.454	1:25.104	24	48.597	1:24.769	157	55.885	1:25.103
157	39.217	1:24.443	157	43.413	1:25.176	157	46.880	1:24.466	157	51.462	1:25.109	123	56.661	1:24.791
123	40.224	1:24.788	123	44.268	1:25.024	123	47.801	1:24.532	123	52.550	1:25.276	22	1:00.582	1:22.701
40	50.854	1:27.314	22	54.290	1:22.932	22	56.155	1:22.864	22	58.561	1:22.933	23	1:11.466	1:25.615
22	52.338	1:23.788	40	56.687	1:26.813	40	1:01.127	1:25.439	40	1:06.493	1:25.893	40	1:11.983	1:26.170
191	52.569	1:27.374	191	57.969	1:26.380	23	1:02.377	1:25.372	23	1:06.531	1:24.681	36	1:12.063	1:25.515
180	53.710	1:29.176	23	58.004	1:25.264	36	1:02.592	1:25.331	36	1:07.228	1:25.163	170	1:19.940	1:25.981
23	53.720	1:25.058	36	58.260	1:23.469	191	1:04.743	1:27.773	191	1:12.171	1:27.955			
36	55.771	1:25.212	180	1:01.392	1:28.662	180	1:08.592	1:28.199	169	1:14.507	1:25.395			
124	58.295	1:27.736	169	1:04.349	1:26.690	169	1:09.639	1:26.289	170	1:14.639	1:25.313			
169	58.639	1:28.110	170	1:04.402	1:26.606	170	1:09.853	1:26.450	180	1:15.693	1:27.628			
170	58.776	1:27.408	124	1:05.534	1:28.219	124	1:10.751	1:26.216	124	1:16.760	1:26.536			

# Caterham Graduate Championship - Mega Graduate C

## LAP CHART - RACE 2

(contd.)

Lap 11			Lap 12			Lap 13			Lap 14			Lap 15		
No	Behind	Laptime	No	Behind	Laptime	No	Behind	Laptime	No	Behind	Laptime	No	Behind	Laptime
2		1:20.663	2		1:20.502	14		1:19.163	2		1:19.444	14		1:20.473
14	0.180	1:20.784	14	0.556	1:20.878	2	0.440	1:20.159	14	0.160	1:20.044	2	0.172	1:20.805
169	1 LAP	1:27.045	38	1.070	1:20.569	5	0.857	1:19.291	5	1.357	1:20.384	5	0.996	1:20.272
180	1 LAP	1:26.205	5	1.285	1:20.475	38	1.370	1:20.019	38	1.890	1:20.404	38	1.332	1:20.075
38	1.003	1:20.141	6	5.121	1:22.431	40	1 LAP	1:26.824	23	1 LAP	1:25.747	6	9.466	1:22.281
5	1.312	1:21.474	170	1 LAP	1:26.434	36	1 LAP	1:27.051	40	1 LAP	1:24.736	23	1 LAP	1:24.491
124	1 LAP	1:27.649	28	6.126	1:22.992	6	7.007	1:21.605	6	7.818	1:20.695	28	9.792	1:21.442
6	3.192	1:20.606	27	6.232	1:22.374	27	8.300	1:21.787	28	8.983	1:20.355	27	9.891	1:21.459
28	3.636	1:19.799	169	1 LAP	1:26.711	28	8.512	1:22.105	27	9.065	1:20.649	8	11.014	1:20.548
27	4.360	1:21.085	8	6.464	1:21.862	8	9.951	1:23.206	8	11.099	1:21.032	13	11.471	1:20.843
8	5.104	1:21.712	4	6.647	1:21.948	13	10.182	1:22.791	13	11.261	1:20.963	19	12.185	1:20.841
4	5.201	1:20.795	13	7.110	1:21.929	19	10.460	1:21.745	36	1 LAP	1:27.932	4	12.396	1:20.496
13	5.683	1:20.512	32	8.323	1:21.860	4	11.216	1:24.288	19	11.977	1:21.401	9	12.519	1:20.131
32	6.965	1:20.639	19	8.434	1:21.830	9	11.819	1:22.698	4	12.533	1:21.201	32	13.028	1:20.327
19	7.106	1:20.688	180	1 LAP	1:28.491	32	11.808	1:23.204	9	13.021	1:21.086	40	1 LAP	1:27.640
9	7.563	1:20.624	9	8.840	1:21.779	170	1 LAP	1:26.766	32	13.334	1:21.410	47	17.820	1:22.429
191	1 LAP	1:40.671	124	1 LAP	1:28.845	169	1 LAP	1:26.614	47	16.024	1:21.164	36	1 LAP	1:29.485
47	11.854	1:20.925	47	12.162	1:20.810	47	14.744	1:22.301	170	1 LAP	1:25.184	170	1 LAP	1:27.505
44	25.125	1:21.097	191	1 LAP	1:30.069	180	1 LAP	1:26.526	180	1 LAP	1:25.700	180	1 LAP	1:26.821
17	26.056	1:21.973	44	25.694	1:21.071	124	1 LAP	1:27.843	169	1 LAP	1:30.953	44	29.155	1:21.289
41	26.410	1:21.505	41	27.083	1:21.175	44	27.478	1:21.503	124	1 LAP	1:27.774	41	31.396	1:21.587
26	27.684	1:22.004	17	27.805	1:22.251	41	29.189	1:21.825	44	28.499	1:20.905	169	1 LAP	1:27.760
49	29.339	1:21.973	49	31.967	1:23.130	17	30.123	1:22.037	41	30.442	1:21.137	124	1 LAP	1:26.715
21	37.124	1:22.723	26	38.578	1:31.396	191	1 LAP	1:29.787	17	32.442	1:22.203	17	34.538	1:22.729
20	47.780	1:22.776	21	39.420	1:22.798	49	34.767	1:22.519	49	38.072	1:23.189	49	39.819	1:22.380
12	52.943	1:23.784	20	49.701	1:22.423	26	41.037	1:22.178	191	1 LAP	1:28.782	191	1 LAP	1:29.130
33	55.785	1:25.124	12	56.448	1:24.007	21	41.729	1:22.028	21	45.385	1:23.540	21	48.639	1:23.887
18	56.321	1:24.361	18	58.831	1:23.012	20	51.945	1:21.963	20	54.258	1:22.197	20	56.492	1:22.867
24	56.724	1:24.649	24	59.729	1:23.507	12	59.687	1:22.958	26	56.192	1:35.039	26	58.148	1:22.589
157	59.110	1:23.888	33	1:00.116	1:24.833	18	1:01.139	1:22.027	12	1:03.173	1:23.370	12	1:06.383	1:23.843
123	1:00.812	1:24.814	157	1:02.947	1:24.339	33	1:04.193	1:23.796	18	1:03.866	1:22.611	18	1:06.896	1:23.663
22	1:01.329	1:21.410	22	1:03.207	1:22.380	24	1:04.483	1:24.473	22	1:08.444	1:22.275	22	1:11.422	1:23.611
23	1:15.380	1:24.577	123	1:06.016	1:25.706	22	1:06.053	1:22.565	24	1:09.111	1:24.512	24	1:13.065	1:24.587
40	1:16.128	1:24.808	23	1:19.566	1:24.688	157	1:06.683	1:23.455	33	1:09.791	1:25.482	33	1:15.453	1:26.295
36	1:16.593	1:25.193				123	1:11.910	1:25.613	157	1:10.866	1:24.067	157	1:15.882	1:25.649
									123	1:17.328	1:25.302	123	1:22.081	1:25.386

# Lancaster Insurance MG Owners Club Championship

## RACE CLASSIFICATION - RACE 1

POS	NO	CL	DRIVER	NAT	CAR	TIME	LAPS	GAP	MPH	BEST
1	6	F	Ian EVANS		MG F	7:21.720	5		79.54	1:26.755
2	77	F	Nick DUNN		MG F	7:23.639	5	1.919	79.20	1:26.940
3	3	F	Ian DEAVES		MG F	7:25.607	5	3.887	78.85	1:26.958
4	59	F	Paul NAISH		MG F	7:28.890	5	7.170	78.27	1:26.462
5	23	F	Paul j SAVAGE		MGF	7:30.586	5	8.866	77.97	1:27.006
6	17	F	Stuart PHILPS		MGF	7:32.189	5	10.469	77.70	1:27.968
7	19	F	John COPLAND		MGF	7:32.925	5	11.205	77.57	1:27.699
8	2	A	Jim BAYNAM		MGB Roadster	7:44.297	5	22.577	75.67	1:30.317
9	53	F	Mark BAKER		MG F VVC	7:50.189	5	28.469	74.72	1:30.036
10	16	A	Trevor DIXON		MGB GT	7:51.274	5	29.554	74.55	1:30.706
11	36	F	Peter TOMLIN		MG F	7:53.040	5	31.320	74.27	1:31.027
12	37	A	John KIMBER		MG B GT	7:54.139	5	32.419	74.10	1:32.039
13	22	A	Dave REES		MG Midget	7:56.374	5	34.654	73.75	1:31.558
14	21	A	James SIMONS		MG B Roadster	8:13.985	5	52.265	71.12	1:35.314
15	52	A	David VANGILS		MG B Roadster	8:15.145	5	53.425	70.96	1:33.333
16	25	A	Kevin BROADLEY		MG B GT	8:24.978	5	1:03.258	69.57	1:38.032
17	9	A	Natalie JARVIS		MG B GT	8:41.339	5	1:19.619	67.39	1:37.407

### NOT CLASSIFIED

18	A	Malcolm HILL		MGB GT	1:40.589	1	D.N.F.	69.86	1:40.589
11	F	Andrew RADFORD		MG F VVC		0	D.N.F.	N/A	
15	A	Vincent HUNT		MGB		0	D.N.F.	N/A	
20	A	Steve FRANKLIN		MG Midget		0	D.N.F.	N/A	
57	F	Robin WALKER		MG F		0	D.N.F.	N/A	
99	F	Keith ASSENDER		MG F		0	D.N.F.	N/A	
44	F	Martin WILLS		MG F		0	D.N.F.	N/A	

### FASTEST LAP

59	F	Paul NAISH		MG F	1:26.462	2	81.27mph	130.79kph
2	A	Jim BAYNAM		MGB Roadster	1:30.317	2	77.80mph	125.21kph

Weather / Track : Bright / Dry  
 These results are provisional until the conclusion of any judicial and technical matters.

Snetterton  
 Circuit Length = 1.9520 miles.  
 Start: 13:51 End: 14:20

Clerk of Course	Timekeeper:
-----------------	-------------

# Lancaster Insurance MG Owners Club Championship

## LAP CHART - RACE 1

Lap 1			Lap 2			Lap 3			Lap 4			Lap 5		
No	Behind	Laptime	No	Behind	Laptime	No	Behind	Laptime	No	Behind	Laptime	No	Behind	Laptime
6		1:34.091	6		1:26.787	6		1:27.080	6		1:27.007	6		1:26.755
23	0.556	1:34.647	23	0.775	1:27.006	77	0.941	1:26.940	77	1.376	1:27.442	77	1.919	1:27.298
77	0.725	1:34.816	77	1.081	1:27.143	23	2.420	1:28.725	3	3.156	1:27.698	3	3.887	1:27.486
3	1.305	1:35.396	3	1.476	1:26.958	3	2.465	1:28.069	59	5.273	1:29.534	59	7.170	1:28.652
59	2.076	1:36.167	59	1.751	1:26.462	59	2.746	1:28.075	23	6.107	1:30.694	23	8.866	1:29.514
17	3.785	1:37.876	19	5.064	1:27.699	19	5.877	1:27.893	19	8.667	1:29.797	17	10.469	1:28.550
19	4.152	1:38.243	17	5.276	1:28.278	17	6.164	1:27.968	17	8.674	1:29.517	19	11.205	1:29.293
2	5.184	1:39.275	2	8.714	1:30.317	2	12.618	1:30.984	2	17.042	1:31.431	2	22.577	1:32.290
36	6.196	1:40.287	36	14.860	1:35.451	36	20.813	1:33.033	53	24.019	1:30.036	53	28.469	1:31.205
18	6.498	1:40.589	16	15.219	1:34.455	53	20.990	1:32.416	16	25.603	1:31.018	16	29.554	1:30.706
16	7.551	1:41.642	53	15.654	1:33.897	16	21.592	1:33.453	37	26.898	1:32.231	36	31.320	1:31.027
53	8.544	1:42.635	37	16.715	1:33.775	37	21.674	1:32.039	36	27.048	1:33.242	37	32.419	1:32.276
37	9.727	1:43.818	22	19.671	1:35.391	22	25.010	1:32.419	22	29.561	1:31.558	22	34.654	1:31.848
52	10.635	1:44.726	21	25.430	1:36.842	21	35.130	1:36.780	21	43.706	1:35.583	21	52.265	1:35.314
22	11.067	1:45.158	9	27.631	1:39.650	52	36.585	1:33.333	52	44.247	1:34.669	52	53.425	1:35.933
9	14.768	1:48.859	25	28.580	1:38.762	25	39.827	1:38.327	25	50.852	1:38.032	25	1:03.258	1:39.161
21	15.375	1:49.466	52	30.332	1:46.484	9	57.135	1:56.584	9	1:08.967	1:38.839	9	1:19.619	1:37.407
25	16.605	1:50.696												

Weather / Track : Bright / Dry

msttimina.com

Snetterton  
 Circuit Length = 1.9520 miles.  
 Start: 13:51 End: 14:20  
 Printed - 14:24 Saturday, 29 April 2006

**Lancaster Insurance MG Owners Club Championship**  
**RACE CLASSIFICATION - RACE 3**

POS	NO	CL	DRIVER	NAT	CAR	TIME	LAPS	GAP	MPH	BEST
1	88	Z	Martin GILCHRIST		MG ZR	17:40.746	12		79.49	1:26.365
2	27	Z	Adrian OLSSON		MG ZR	17:42.413	12	1.667	79.37	1:26.533
3	2	Z	Scott TANNER		MG ZR	17:43.850	12	3.104	79.26	1:26.311
4	12	Z	Nick GOLHAR		MG ZR	17:56.234	12	15.488	78.35	1:26.944
5	3	Z	Doug COLE		MG ZR	18:00.736	12	19.990	78.02	1:27.473
6	1	B	Andy CAMPBELL		MG Montego Est	18:04.874	12	24.128	77.72	1:28.798
7	42	B	Peter FIDDES		MG Maestro	18:05.424	12	24.678	77.69	1:29.037
8	46	B	Andy FIRTH		MG Maestro	18:27.250	12	46.504	76.15	1:30.251
9	29	B	Richard WATERMAN		MG Maestro	18:33.489	12	52.743	75.73	1:30.788
10	11	B	Steve BLAND		MG Maestro	18:37.877	12	57.131	75.43	1:31.267
11	6	B	Chris YATES		MG Maestro	18:42.244	12	1:01.498	75.14	1:31.225
12	18	B	Stratton MACKAY		MG Maestro	18:45.492	12	1:04.746	74.92	1:31.195
13	37	B	Mark HALSALL		MG Maestro	18:58.907	12	1:18.161	74.04	1:32.679
14	9	B	Andrew ROBINSON		MG Maestro	19:01.839	12	1:21.093	73.85	1:32.398
15	10	B	William SHARPE		MG Maestro	18:11.616	11	1 LAP	70.81	1:29.583

NOT CLASSIFIED

14	B	Neil JACKSON		MG Mastro	11:01.226	7	D.N.F.	74.39	1:31.818
22	B	Paul CLACKETT		MG Maestro	6:20.519	4	D.N.F.	73.87	1:31.316
5	Z	David STUBBS		MG ZR	4:33.096	3	D.N.F.	77.19	1:27.845

FASTEST LAP

2	Z	Scott TANNER		MG ZR	1:26.311	4	81.41mph	131.02kph
1	B	Andy CAMPBELL		MG Montego Est	1:28.798	3	79.13mph	127.35kph

Car 68 Excluded fro Results - Technical elligibility infringements

Weather / Track : Bright / Dry

These results are provisional until the conclusion of any judicial and technical matters.

Snetterton

Circuit Length = 1.9520 miles.

Start: 15:09 End: 15:27

Clerk of Course	Timekeeper:
-----------------	-------------

# Lancaster Insurance MG Owners Club Championship

## LAP CHART - RACE 3

Lap 1			Lap 2			Lap 3			Lap 4			Lap 5		
No	Behind	Laptime	No	Behind	Laptime	No	Behind	Laptime	No	Behind	Laptime	No	Behind	Laptime
88		1:34.864	88		1:27.409	88		1:27.424	88		1:26.365	88		1:29.103
2	0.865	1:35.729	2	1.199	1:27.743	2	0.463	1:26.688	2	0.409	1:26.311	2	0.380	1:29.074
27	1.225	1:36.089	27	2.004	1:28.188	27	1.291	1:26.711	27	1.459	1:26.533	27	0.677	1:28.321
5	2.247	1:37.111	5	2.683	1:27.845	12	2.738	1:26.944	12	4.517	1:28.144	12	4.349	1:28.935
3	2.795	1:37.659	3	2.859	1:27.473	5	3.399	1:28.140	3	10.768	1:33.385	3	9.942	1:28.277
12	3.047	1:37.911	12	3.218	1:27.580	3	3.748	1:28.313	42	12.371	1:30.824	42	13.802	1:30.534
42	4.563	1:39.427	42	6.274	1:29.120	42	7.912	1:29.062	1	12.770	1:30.160	1	13.870	1:30.203
68	5.145	1:40.009	68	6.785	1:29.049	1	8.975	1:28.798	68	12.991	1:30.352	68	13.979	1:30.091
1	5.485	1:40.349	1	7.601	1:29.525	68	9.004	1:29.643	10	16.618	1:31.382	10	17.829	1:30.314
10	6.290	1:41.154	10	8.817	1:29.936	10	11.601	1:30.208	29	19.392	1:32.030	29	21.958	1:31.669
29	6.829	1:41.693	29	10.363	1:30.943	29	13.727	1:30.788	46	20.038	1:32.022	46	23.129	1:32.194
46	8.098	1:42.962	46	11.554	1:30.865	46	14.381	1:30.251	22	24.457	1:33.056	11	27.665	1:31.882
22	8.521	1:43.385	22	13.874	1:32.762	22	17.766	1:31.316	11	24.886	1:32.818	14	31.043	1:32.404
11	9.312	1:44.176	11	14.232	1:32.329	11	18.433	1:31.625	14	27.742	1:31.818	6	31.758	1:31.344
14	9.849	1:44.713	18	16.533	1:33.776	14	22.289	1:33.053	6	29.517	1:32.317	18	32.443	1:31.222
18	10.166	1:45.030	14	16.660	1:34.220	18	22.311	1:33.202	18	30.324	1:34.378	37	36.632	1:34.607
37	11.550	1:46.414	37	18.752	1:34.611	6	23.565	1:31.694	37	31.128	1:32.679	9	40.333	1:34.117
9	12.746	1:47.610	6	19.295	1:33.281	37	24.814	1:33.486	9	35.319	1:34.622			
6	13.423	1:48.287	9	20.794	1:35.457	9	27.062	1:33.692						

# Lancaster Insurance MG Owners Club Championship

## LAP CHART - RACE 3

(contd.)

Lap 6			Lap 7			Lap 8			Lap 9			Lap 10		
No	Behind	Laptime	No	Behind	Laptime	No	Behind	Laptime	No	Behind	Laptime	No	Behind	Laptime
88		1:28.196	88		1:27.655	88		1:26.884	88		1:27.342	88		1:28.165
2	0.322	1:28.138	2	0.930	1:28.263	2	2.135	1:28.089	2	3.021	1:28.228	2	3.202	1:28.346
27	0.988	1:28.507	27	1.091	1:27.758	27	2.280	1:28.073	27	3.337	1:28.399	27	3.351	1:28.179
12	6.861	1:30.708	12	8.250	1:29.044	12	10.363	1:28.997	12	11.448	1:28.427	12	12.222	1:28.939
3	9.348	1:27.602	3	9.206	1:27.513	3	11.151	1:28.829	3	12.025	1:28.216	3	20.241	1:36.381
1	15.841	1:30.167	1	17.117	1:28.931	1	19.887	1:29.654	1	21.483	1:28.938	1	22.966	1:29.648
42	16.386	1:30.780	42	18.044	1:29.313	42	20.197	1:29.037	42	22.117	1:29.262	42	23.259	1:29.307
68	17.343	1:31.560	68	19.292	1:29.604	68	22.371	1:29.963	68	24.603	1:29.574	68	26.963	1:30.525
10	19.364	1:29.731	10	21.292	1:29.583	10	24.043	1:29.635	10	29.129	1:32.428	46	41.666	1:31.509
29	25.802	1:32.040	29	29.833	1:31.686	29	34.053	1:31.104	46	38.322	1:31.119	29	43.753	1:32.769
46	26.478	1:31.545	46	30.687	1:31.864	46	34.545	1:30.742	29	39.149	1:32.438	10	43.927	1:42.963
11	31.029	1:31.560	11	34.641	1:31.267	11	39.386	1:31.629	11	43.542	1:31.498	11	47.792	1:32.415
14	34.779	1:31.932	14	40.210	1:33.086	6	46.135	1:31.934	18	50.848	1:31.592	6	55.580	1:32.526
6	34.787	1:31.225	18	40.452	1:32.665	18	46.598	1:33.030	6	51.219	1:32.426	18	57.977	1:35.294
18	35.442	1:31.195	6	41.085	1:33.953	37	55.102	1:33.061	37	1:00.862	1:33.102	37	1:07.112	1:34.415
37	42.623	1:34.187	37	48.925	1:33.957	9	56.207	1:32.897	9	1:02.526	1:33.661	9	1:10.004	1:35.643
9	45.451	1:33.314	9	50.194	1:32.398									

# Lancaster Insurance MG Owners Club Championship

## LAP CHART - RACE 3

(contd.)

Lap 11			Lap 12			Lap 13			Lap 14			Lap 15		
No	Behind	Laptime	No	Behind	Laptime	No	Behind	Laptime	No	Behind	Laptime	No	Behind	Laptime
88		1:29.009	88		1:28.330									
27	2.645	1:28.303	27	1.667	1:27.352									
2	3.149	1:28.956	2	3.104	1:28.285									
12	13.316	1:30.103	12	15.488	1:30.502									
3	19.844	1:28.612	3	19.990	1:28.476									
1	23.161	1:29.204	1	24.128	1:29.297									
42	23.512	1:29.262	42	24.678	1:29.496									
68	30.639	1:32.685	10	1 LAP	2:44.282P									
46	43.764	1:31.107	68	35.286	1:32.977									
29	47.554	1:32.810	46	46.504	1:31.070									
11	52.907	1:34.124	29	52.743	1:33.519									
6	58.320	1:31.749	11	57.131	1:32.554									
18	1:01.022	1:32.054	6	1:01.498	1:31.508									
37	1:12.564	1:34.461	18	1:04.746	1:32.054									
9	1:15.410	1:34.415	37	1:18.161	1:33.927									
			9	1:21.093	1:34.013									

# Caterham Graduate Championship - Graduate Class

## RACE CLASSIFICATION - RACE 4

POS	NO	CL	DRIVER	NAT	CAR	TIME	LAPS	GAP	MPH	BEST
1	66		Andrew OUTTERSIDE		Caterham	15:02.214	10		77.88	1:28.391
2	52		Graeme SMITH		Caterham	15:02.229	10	0.015	77.88	1:29.017
3	64		Jonathan VAMPLEW		Caterham	15:04.531	10	2.317	77.68	1:28.372
4	88		Andy COOMBS		Caterham	15:06.636	10	4.422	77.50	1:28.656
5	75		Mark PARSONAGE		Caterham	15:07.571	10	5.357	77.42	1:28.265
6	53		Rob DRAPER		Caterham	15:07.667	10	5.453	77.42	1:28.441
7	58		Graham SMITH		Caterham	15:09.383	10	7.169	77.27	1:29.409
8	74		John PENNINGTON		Caterham	15:09.789	10	7.575	77.24	1:30.110
9	90		Paul HARBACH		Caterham	15:24.910	10	22.696	75.97	1:30.689
10	59		Alan PEARCE		Caterham	15:25.126	10	22.912	75.95	1:30.502
11	60		Kim RAYMENT		Caterham	15:25.857	10	23.643	75.89	1:30.613
12	56		Sheila MARSHALL		Caterham	15:35.707	10	33.493	75.10	1:31.532
13	61		Darren GRAINGER		Caterham	15:46.881	10	44.667	74.21	1:32.480
14	57		Peter CANNARD		Caterham	15:47.925	10	45.711	74.13	1:33.210
NOT CLASSIFIED										
	55		Andrew SMITH		Caterham		0	D.N.F.	N/A	
FASTEST LAP										
	75		Mark PARSONAGE		Caterham	1:28.265	5	79.61mph		128.12kph

Car 64 - Transponder incorrectly fitted & battery low - please charge

Weather / Track : Bright / Dry

These results are provisional until the conclusion of any judicial and technical matters.

Snetterton

Circuit Length = 1.9520 miles.

Start: 15:44 End: 16:16

Clerk of Course	Timekeeper:
-----------------	-------------

## Caterham Graduate Championship - Graduate Class

### LAP CHART - RACE 4

Lap 1			Lap 2			Lap 3			Lap 4			Lap 5		
No	Behind	Laptime	No	Behind	Laptime	No	Behind	Laptime	No	Behind	Laptime	No	Behind	Laptime
75		1:36.406	75		1:30.137	75		1:30.063	52		1:29.696	52		1:29.017
74	0.035	1:36.441	52	0.058	1:29.429	66	0.118	1:29.282	66	0.484	1:30.300	66	0.102	1:28.635
52	0.766	1:37.172	66	0.899	1:30.201	52	0.238	1:30.243	75	1.013	1:30.947	75	0.261	1:28.265
66	0.835	1:37.241	74	1.201	1:31.303	74	1.390	1:30.252	88	1.292	1:29.235	88	1.795	1:29.520
58	0.818	1:37.224	88	1.685	1:30.544	88	1.991	1:30.369	74	1.723	1:30.267	64	2.573	1:29.584
88	1.278	1:37.684	58	2.017	1:31.336	64	2.585	1:30.098	64	2.006	1:29.355	74	3.099	1:30.393
53	1.601	1:38.007	64	2.550	1:30.586	58	3.004	1:31.050	53	2.360	1:29.273	53	3.099	1:29.756
64	2.101	1:38.507	53	2.840	1:31.376	53	3.021	1:30.244	58	2.949	1:29.879	58	3.500	1:29.568
60	2.646	1:39.052	60	4.042	1:31.533	90	6.111	1:30.689	60	8.816	1:32.003	90	12.500	1:31.901
59	3.337	1:39.743	59	4.281	1:31.081	60	6.747	1:32.768	90	9.616	1:33.439	59	13.343	1:32.172
90	4.470	1:40.876	90	5.485	1:31.152	59	7.313	1:33.095	59	10.188	1:32.809	60	13.468	1:33.669
56	5.375	1:41.781	56	6.770	1:31.532	56	8.848	1:32.141	56	11.821	1:32.907	56	15.551	1:32.747
57	6.303	1:42.709	57	9.566	1:33.400	57	14.070	1:34.567	57	18.231	1:34.095	57	22.838	1:33.624
61	7.195	1:43.601	61	9.711	1:32.653	61	14.391	1:34.743	61	18.533	1:34.076	61	23.043	1:33.527

Car 64 - Transponder incorrectly fitted & battery low - please charge  
Weather / Track : Bright / Dry

Snetterton  
Circuit Length = 1.9520 miles.  
Start: 15:44 End: 16:16

# Caterham Graduate Championship - Graduate Class

## LAP CHART - RACE 4

(contd.)

Lap 6			Lap 7			Lap 8			Lap 9			Lap 10		
No	Behind	Laptime	No	Behind	Laptime	No	Behind	Laptime	No	Behind	Laptime	No	Behind	Laptime
52		1:29.597	52		1:29.513	52		1:29.194	52		1:29.140	66		1:28.458
66	0.020	1:29.515	88	1.441	1:30.100	66	1.504	1:28.639	66	0.755	1:28.391	52	0.015	1:29.228
75	0.253	1:29.589	75	1.612	1:30.872	64	2.012	1:29.497	64	2.421	1:29.549	64	2.317	1:29.109
88	0.854	1:28.656	64	1.709	1:29.874	75	2.185	1:29.767	88	2.979	1:29.068	88	4.422	1:30.656
64	1.348	1:28.372	66	2.059	1:31.552	88	3.051	1:30.804	75	3.275	1:30.230	75	5.357	1:31.295
74	3.612	1:30.110	53	3.999	1:29.898	53	3.246	1:28.441	53	3.404	1:29.298	53	5.453	1:31.262
53	3.614	1:30.112	74	4.295	1:30.196	74	5.355	1:30.254	58	6.524	1:30.307	58	7.169	1:29.858
58	4.238	1:30.335	58	5.142	1:30.417	58	5.357	1:29.409	74	6.644	1:30.429	74	7.575	1:30.144
90	14.143	1:31.240	90	15.511	1:30.881	90	18.656	1:32.339	90	20.337	1:30.821	90	22.696	1:31.572
59	14.248	1:30.502	59	15.657	1:30.922	59	18.973	1:32.510	59	20.700	1:30.867	59	22.912	1:31.425
60	15.511	1:31.640	60	17.607	1:31.609	60	20.218	1:31.805	60	22.243	1:31.165	60	23.643	1:30.613
56	18.702	1:32.748	56	21.821	1:32.632	56	25.066	1:32.439	56	29.446	1:33.520	56	33.493	1:33.260
57	27.780	1:34.539	57	31.477	1:33.210	61	36.685	1:34.304	57	41.106	1:33.549	61	44.667	1:32.480
61	28.023	1:34.577	61	31.575	1:33.065	57	36.697	1:34.414	61	41.400	1:33.855	57	45.711	1:33.818

Car 64 - Transponder incorrectly fitted & battery low - please charge  
Weather / Track : Bright / Dry

Snetterton  
Circuit Length = 1.9520 miles.  
Start: 15:44 End: 16:16

## 2006 Formula Renault BARC Championship RACE CLASSIFICATION - RACE 5

POS	NO	CL	DRIVER	NAT	CAR	TIME	LAPS	GAP	MPH	BEST
1	85	2	Jordan OAKES	GBR	Formula Renault 2.0	17:20.865	15		101.27	1:08.112
2	11	2	James LITTLEJOHN	GBR	Formula Renault 2.0	17:28.973	15	8.108	100.48	1:08.744
3	14	2	Matt SHAWYER	GBR	Formula Renault 2.0	17:31.643	15	10.778	100.23	1:08.517
4	8	2	ROSSI	GBR	Formula Renault 2.0	17:33.026	15	12.161	100.10	1:08.729
5	5	2	Michael BROADHURST	GBR	Formula Renault 2.0	17:37.151	15	16.286	99.71	1:09.168
6	26	2	Felix FISHER	GBR	Formula Renault 2.0	17:40.152	15	19.287	99.42	1:08.955
7	3	2	Richard SINGLETON	GBR	Formula Renault 2.0	17:41.656	15	20.791	99.28	1:08.535
8	36	2	Craig COPELAND	GBR	Formula Renault 2.0	17:48.467	15	27.602	98.65	1:09.454
9	2	2	David SCOTT	GBR	Formula Renault 2.0	17:50.618	15	29.753	98.45	1:09.378
10	19	2	Denis AUTIER	FRA	Formula Renault 2.0	17:50.825	15	29.960	98.43	1:09.622
11	25	2	Hywel LLOYD	GBR	Formula Renault 2.0	17:52.120	15	31.255	98.31	1:08.837
12	9	2	Louis HAMILTON-SMITH	GBR	Formula Renault 2.0	17:52.840	15	31.975	98.25	1:09.573
13	88	2	Michael VITULLI	GBR	Formula Renault 2.0	17:53.822	15	32.957	98.16	1:09.232
14	1	C	Ian PEARSON	GBR	Tatuus RC 97	17:58.128	15	37.263	97.76	1:10.117
15	97	2	Pierre RENOM	FRA	Formula Renault 2.0	18:11.440	15	50.575	96.57	1:10.378
16	98	2	Christopher MURRAY	GBR	Formula Renault 2.0	18:16.883	15	56.018	96.09	1:09.531
17	21	C	Mark TERRY	GBR	Tatuus RC 98/99	18:18.802	15	57.937	95.93	1:11.614
18	27	C	Simon KEAST	GBR	Mygale SJ99	17:28.441	14	1 LAP	93.83	1:13.154
19	16	C	Robert PEARSON	GBR	Tatuus RC 98/99	17:40.153	14	1 LAP	92.79	1:13.578
20	28	C	Roberto TIRONE	GBR	Tatuus RC 97	17:42.847	14	1 LAP	92.56	1:12.572
NOT CLASSIFIED										
99	2		James GREEN	GBR	Formula Renault 2.0	9:47.200	7	D.N.F.	83.77	1:10.067
66	C		Lee LARMAN	GBR	Tatuus RC 97	7:46.665	6	D.N.F.	90.35	1:14.542
FASTEST LAP										
85	2		Jordan OAKES		Formula Renault 2.0	1:08.112	8	103.17mph		166.03kph
1	C		Ian PEARSON		Tatuus RC 97	1:10.117	9	100.22mph		161.29kph

Weather / Track : Bright / Dry  
 These results are provisional until the conclusion of any judicial and technical matters.

Snetterton  
 Circuit Length = 1.9520 miles.  
 Start: 16:31 End: 16:48

Clerk of Course	Timekeeper:
-----------------	-------------

## 2006 Formula Renault BARC Championship LAP CHART - RACE 5

Lap 1			Lap 2			Lap 3			Lap 4			Lap 5		
No	Behind	Laptime	No	Behind	Laptime	No	Behind	Laptime	No	Behind	Laptime	No	Behind	Laptime
85		1:18.489	85		1:10.280	85		1:09.612	85		1:09.022	85		1:08.849
11	0.612	1:19.101	11	0.807	1:10.475	11	1.216	1:10.021	11	1.809	1:09.615	11	2.648	1:09.688
8	0.820	1:19.309	8	2.349	1:11.809	8	2.533	1:09.796	8	3.471	1:09.960	8	4.279	1:09.657
5	1.212	1:19.701	14	2.502	1:10.726	14	3.198	1:10.308	14	3.692	1:09.516	14	4.521	1:09.678
26	1.515	1:20.004	5	3.631	1:12.699	5	4.125	1:10.106	5	4.833	1:09.730	5	6.258	1:10.274
14	2.056	1:20.545	25	4.339	1:12.478	25	5.188	1:10.461	25	6.426	1:10.260	99	1 LAP	1:19.880
25	2.141	1:20.630	19	4.856	1:12.402	26	5.766	1:10.193	26	6.560	1:09.816	25	7.796	1:10.219
19	2.734	1:21.223	26	5.185	1:13.950	19	7.394	1:12.150	36	9.020	1:10.528	26	7.866	1:10.155
36	3.468	1:21.957	36	5.672	1:12.484	36	7.514	1:11.454	19	9.616	1:11.244	36	9.786	1:09.615
2	3.703	1:22.192	2	5.868	1:12.445	2	8.795	1:12.539	2	10.340	1:10.567	19	10.941	1:10.174
98	4.375	1:22.864	98	6.578	1:12.483	98	9.163	1:12.197	98	10.949	1:10.808	2	11.361	1:09.870
88	4.684	1:23.173	88	7.305	1:12.901	88	10.664	1:12.971	88	11.869	1:10.227	98	12.127	1:10.027
99	4.926	1:23.415	99	7.419	1:12.773	9	11.489	1:12.747	3	12.614	1:09.247	88	12.884	1:09.864
9	5.535	1:24.024	9	8.354	1:13.099	3	12.389	1:11.218	9	13.916	1:11.449	3	13.106	1:09.341
21	6.323	1:24.812	1	10.208	1:13.887	1	12.623	1:12.027	1	14.395	1:10.794	9	15.492	1:10.425
1	6.601	1:25.090	21	10.209	1:14.166	21	13.836	1:13.239	21	17.363	1:12.549	1	16.010	1:10.464
27	7.229	1:25.718	3	10.783	1:11.759	27	15.104	1:13.251	27	19.461	1:13.379	21	20.769	1:12.255
16	8.520	1:27.009	27	11.465	1:14.516	97	18.478	1:13.415	97	20.436	1:10.980	97	22.759	1:11.172
3	9.304	1:27.793	16	13.890	1:15.650	16	19.940	1:15.662	16	24.954	1:14.036	27	25.326	1:14.714
28	9.450	1:27.939	28	14.263	1:15.093	66	22.182	1:16.452	66	27.828	1:14.668	16	31.820	1:15.715
66	10.218	1:28.707	97	14.675	1:12.137	28	34.423	1:29.772	28	41.795	1:16.394	66	35.871	1:16.892
97	12.818	1:31.307	66	15.342	1:15.404	99	1:05.623	2:07.816P				28	46.902	1:13.956

## 2006 Formula Renault BARC Championship LAP CHART - RACE 5

(contd.)

Lap 6			Lap 7			Lap 8			Lap 9			Lap 10		
No	Behind	Laptime	No	Behind	Laptime	No	Behind	Laptime	No	Behind	Laptime	No	Behind	Laptime
85		1:08.498	85		1:08.316	85		1:08.112	85		1:08.113	85		1:08.154
11	3.172	1:09.022	11	3.894	1:09.038	11	4.577	1:08.795	11	5.539	1:09.075	11	6.129	1:08.744
8	4.860	1:09.079	8	5.388	1:08.844	8	6.311	1:09.035	8	6.927	1:08.729	8	7.833	1:09.060
14	5.346	1:09.323	14	6.296	1:09.266	14	6.828	1:08.644	14	7.624	1:08.909	14	7.987	1:08.517
5	7.118	1:09.358	5	8.024	1:09.222	5	9.211	1:09.299	5	10.266	1:09.168	5	11.601	1:09.489
25	8.783	1:09.485	25	9.710	1:09.243	25	10.845	1:09.247	25	11.756	1:09.024	25	12.722	1:09.120
26	9.113	1:09.745	26	10.228	1:09.431	26	11.157	1:09.041	26	11.999	1:08.955	26	13.108	1:09.263
36	11.477	1:10.189	36	12.810	1:09.649	36	15.893	1:11.195	36	18.162	1:10.382	3	19.897	1:09.772
99	1 LAP	1:13.201	19	14.493	1:10.067	19	16.161	1:09.780	3	18.279	1:10.107	36	21.338	1:11.330
19	12.742	1:10.299	2	14.942	1:10.220	3	16.285	1:09.218	19	18.832	1:10.784	2	21.707	1:10.824
2	13.038	1:10.175	3	15.179	1:09.533	2	16.900	1:10.070	2	19.037	1:10.250	88	22.023	1:10.608
3	13.962	1:09.354	88	15.925	1:09.601	88	17.148	1:09.335	88	19.569	1:10.534	19	22.640	1:11.962
88	14.640	1:10.254	9	19.242	1:10.681	9	21.232	1:10.102	9	23.188	1:10.069	9	25.077	1:10.043
98	16.723	1:13.094	98	19.961	1:11.554	98	21.441	1:09.592	98	24.111	1:10.783	98	25.488	1:09.531
9	16.877	1:09.883	1	20.571	1:10.977	1	22.749	1:10.290	1	24.753	1:10.117	1	26.745	1:10.146
1	17.910	1:10.398	99	1 LAP	1:20.048	99	1 LAP	1:10.067	97	33.600	1:11.019	97	36.207	1:10.761
21	24.824	1:12.553	97	28.428	1:11.807	97	30.694	1:10.378	21	37.692	1:12.360	21	41.384	1:11.846
97	24.937	1:10.676	21	29.624	1:13.116	21	33.445	1:11.933	27	49.041	1:13.804	27	54.041	1:13.154
27	31.732	1:14.904	27	37.675	1:14.259	27	43.350	1:13.787	16	57.026	1:14.016	16	1:02.450	1:13.578
16	38.231	1:14.909	16	44.677	1:14.762	16	51.123	1:14.558	28	1:07.367	1:13.151			
66	41.915	1:14.542	28	56.945	1:13.164	28	1:02.329	1:13.496						
28	52.097	1:13.693												

## 2006 Formula Renault BARC Championship LAP CHART - RACE 5

(contd.)

Lap 11			Lap 12			Lap 13			Lap 14			Lap 15		
No	Behind	Laptime	No	Behind	Laptime	No	Behind	Laptime	No	Behind	Laptime	No	Behind	Laptime
85		1:08.731	85		1:09.070	85		1:08.956	85		1:08.518	85		1:08.145
28	1 LAP	1:13.234	11	6.528	1:09.230	16	1 LAP	1:14.656	27	1 LAP	1:14.315	27	1 LAP	1:13.926
11	6.368	1:08.970	28	1 LAP	1:12.572	11	6.583	1:09.011	11	7.138	1:09.073	11	8.108	1:09.115
8	8.277	1:09.175	8	8.344	1:09.137	14	8.936	1:09.351	14	10.130	1:09.712	14	10.778	1:08.793
14	8.454	1:09.198	14	8.541	1:09.157	8	9.929	1:10.541	8	10.742	1:09.331	8	12.161	1:09.564
5	12.228	1:09.358	5	12.330	1:09.172	28	1 LAP	1:13.547	16	1 LAP	1:16.316	5	16.286	1:10.213
25	12.828	1:08.837	25	12.920	1:09.162	5	12.886	1:09.512	5	14.218	1:09.850	16	1 LAP	1:15.000
26	13.339	1:08.962	26	13.763	1:09.494	25	13.320	1:09.356	28	1 LAP	1:13.414	26	19.287	1:10.589
3	19.701	1:08.535	3	19.499	1:08.868	26	14.447	1:09.640	26	16.843	1:10.914	3	20.791	1:09.385
36	22.115	1:09.508	36	22.499	1:09.454	3	19.426	1:08.883	3	19.551	1:08.643	28	1 LAP	1:13.422
2	24.310	1:11.334	2	25.802	1:10.562	36	23.206	1:09.663	36	24.576	1:09.888	36	27.602	1:11.171
19	24.549	1:10.640	19	26.217	1:10.738	2	26.640	1:09.794	2	27.500	1:09.378	2	29.753	1:10.398
9	26.924	1:10.578	9	27.904	1:10.050	19	26.883	1:09.622	19	28.148	1:09.783	19	29.960	1:09.957
88	28.349	1:15.057	88	29.683	1:10.404	9	28.596	1:09.648	25	30.070	1:25.268	25	31.255	1:09.330
98	28.714	1:11.957	98	30.342	1:10.698	88	30.545	1:09.818	9	30.547	1:10.469	9	31.975	1:09.573
1	28.975	1:10.961	1	31.196	1:11.291	98	31.323	1:09.937	88	31.259	1:09.232	88	32.957	1:09.843
97	38.494	1:11.018	97	43.341	1:13.917	1	32.739	1:10.499	1	34.824	1:10.603	1	37.263	1:10.584
21	45.481	1:12.828	21	48.304	1:11.893	97	45.080	1:10.695	97	48.102	1:11.540	97	50.575	1:10.618
27	59.480	1:14.170	27	1:04.954	1:14.544	21	51.346	1:11.998	98	52.928	1:30.123	98	56.018	1:11.235
16	1:08.005	1:14.286							21	54.442	1:11.614	21	57.937	1:11.640

Weather / Track : Bright / Dry

Snetterton  
Circuit Length = 1.9520 miles.  
Start: 16:31 End: 16:48

# Caterham Graduate Championship - Super Graduate

## RACE CLASSIFICATION - RACE 6

POS	NO	CL	DRIVER	NAT	CAR	TIME	LAPS	GAP	MPH	BEST
1	199		Andrew VICKERS		Caterham	20:59.231	15		83.70	1:22.017
2	166		Charlie HUNT		Caterham	20:59.610	15	0.379	83.68	1:22.114
3	130		Andrew FLETCHER		Caterham	20:59.727	15	0.496	83.67	1:22.418
4	120		Roger FORD		Caterham	21:01.883	15	2.652	83.53	1:22.275
5	183		James SYKES		Caterham	21:02.299	15	3.068	83.50	1:21.711
6	109		Andrew ENNIS		Caterham	21:02.748	15	3.517	83.47	1:22.560
7	112		Mark GREGORY		Caterham	21:03.208	15	3.977	83.44	1:22.171
8	114		Mike SOLAN		Caterham	21:08.635	15	9.404	83.08	1:22.283
9	118		Michael ROWLAND		Caterham	21:09.253	15	10.022	83.04	1:22.641
10	155		Hugh SMITH		Caterham Seven	21:09.417	15	10.186	83.03	1:22.628
11	175		David SHAW		Caterham	21:14.637	15	15.406	82.69	1:21.959
12	129		John PARKER		Caterham	21:16.238	15	17.007	82.59	1:22.183
13	107		Toby BRIANT		Caterham	21:16.303	15	17.072	82.58	1:22.303
14	177		Martin BOAKES		Caterham	21:16.785	15	17.554	82.55	1:22.374
15	160		Simon PARKER		Caterham	21:23.108	15	23.877	82.15	1:23.349
16	116		Martin GOSS		Caterham	21:23.872	15	24.641	82.10	1:23.437
17	188		Chris ROME		Caterham	21:23.968	15	24.737	82.09	1:22.949
18	119		Nick WARNES		Caterham	21:25.611	15	26.380	81.99	1:23.384
19	181		David BERRY		Caterham	21:32.777	15	33.546	81.53	1:23.614
20	111		Nigel RICHARDS		Caterham	21:35.784	15	36.553	81.34	1:23.280
21	170		Richard IRVING		Caterham	21:37.497	15	38.266	81.23	1:23.689
22	157		Ben ROCKEY		Caterham	21:37.666	15	38.435	81.22	1:23.537
23	113		Damon ROSAMOND		Caterham	21:39.224	15	39.993	81.13	1:23.352
24	171		Robert WINROW		Caterham	21:39.401	15	40.170	81.12	1:24.277
25	106		Charles ELLIOTT		Caterham	21:39.611	15	40.380	81.10	1:22.922
26	117		Andrew HAWKEN		Caterham 7	21:41.078	15	41.847	81.01	1:24.120
27	125		Matt WALTHAM		Caterham	21:42.275	15	43.044	80.94	1:24.430
28	141		Edward BENSON		Caterham	21:42.375	15	43.144	80.93	1:24.176
29	105		Andy MOLSON		Caterham	21:45.806	15	46.575	80.72	1:22.718
30	150		Glyn DAVIES		Caterham Academy	21:56.625	15	57.394	80.05	1:24.226
31	180		Stuart HENNIKER-SMIT		Caterham	21:57.226	15	57.995	80.02	1:24.691
32	123		Ian NORTHEN		Caterham	22:00.768	15	1:01.537	79.80	1:24.641
33	173		Oliver BENJAMIN		Caterham Seven	22:01.064	15	1:01.833	79.79	1:24.972
34	124		Rick SCANNELL		Caterham 7	22:03.573	15	1:04.342	79.63	1:25.538
35	169		Trevor CLARKE		Caterham	22:22.451	15	1:23.220	78.51	1:26.082

### NOT CLASSIFIED

168	Trevor NEWMAN	Caterham Roadsport	15:25.179	11	D.N.F.	83.55	1:22.035
110	Keith CHANTER	Caterham	15:27.476	11	D.N.F.	83.34	1:22.523
196	Jamie BASHALL	Caterham	9:53.758	7	D.N.F.	82.84	1:22.804

### FASTEST LAP

183	James SYKES	Caterham	1:21.711	8	86.00mph	138.40kph
-----	-------------	----------	----------	---	----------	-----------

Weather / Track : Bright / Dry  
 These results are provisional until the conclusion of any judicial and technical matters.

Snetterton  
 Circuit Length = 1.9520 miles.  
 Start: 16:57 End: 17:18

Clerk of Course	Timekeeper:
-----------------	-------------

# Caterham Graduate Championship - Super Graduate

## LAP CHART - RACE 6

Lap 1			Lap 2			Lap 3			Lap 4			Lap 5		
No	Behind	Laptime	No	Behind	Laptime	No	Behind	Laptime	No	Behind	Laptime	No	Behind	Laptime
109		1:31.590	109		1:23.334	109		1:23.155	166		1:22.975	109		1:22.560
196	0.721	1:32.311	114	0.836	1:23.413	114	0.150	1:22.469	114	0.513	1:24.079	114	0.027	1:22.767
114	0.757	1:32.347	168	1.385	1:23.526	166	0.741	1:22.114	109	0.693	1:24.409	166	0.411	1:23.664
175	0.959	1:32.549	196	1.714	1:24.327	168	1.537	1:23.307	168	0.786	1:22.965	168	0.910	1:23.377
168	1.193	1:32.783	166	1.782	1:23.644	196	1.822	1:23.263	130	1.868	1:22.910	130	1.250	1:22.635
166	1.472	1:33.062	130	2.385	1:23.980	175	2.546	1:23.014	196	1.998	1:23.892	196	2.878	1:24.133
130	1.739	1:33.329	175	2.687	1:25.062	130	2.674	1:23.444	175	2.123	1:23.293	199	3.112	1:24.026
183	2.187	1:33.777	183	2.790	1:23.937	183	3.123	1:23.488	183	2.228	1:22.821	175	3.401	1:24.531
112	2.207	1:33.797	199	3.971	1:23.917	199	3.983	1:23.167	199	2.339	1:22.072	183	3.469	1:24.494
199	3.388	1:34.978	105	4.072	1:23.859	105	4.247	1:23.330	105	3.249	1:22.718	105	3.713	1:23.717
177	3.396	1:34.986	112	4.126	1:25.253	112	5.023	1:24.052	177	4.180	1:22.549	177	3.795	1:22.868
105	3.547	1:35.137	129	4.770	1:24.442	129	5.191	1:23.576	129	5.239	1:23.764	129	4.818	1:22.832
129	3.662	1:35.252	177	4.949	1:24.887	177	5.347	1:23.553	120	6.165	1:24.280	110	5.770	1:22.835
120	3.961	1:35.551	120	5.151	1:24.524	120	5.601	1:23.605	110	6.188	1:23.578	120	5.983	1:23.071
110	4.812	1:36.402	110	5.835	1:24.357	110	6.326	1:23.646	155	6.710	1:23.871	112	6.809	1:23.012
155	4.940	1:36.530	155	6.167	1:24.561	155	6.555	1:23.543	112	7.050	1:25.743	155	6.961	1:23.504
188	5.654	1:37.244	118	6.793	1:24.310	188	7.600	1:23.595	118	8.035	1:23.624	118	7.423	1:22.641
118	5.817	1:37.407	188	7.160	1:24.840	118	8.127	1:24.489	188	9.243	1:25.359	116	11.677	1:25.286
111	5.971	1:37.561	116	7.914	1:24.299	116	8.445	1:23.686	116	9.644	1:24.915	119	11.812	1:24.837
116	6.949	1:38.539	119	8.679	1:24.578	119	9.658	1:24.134	119	10.228	1:24.286	160	11.882	1:23.805
119	7.435	1:39.025	111	9.119	1:26.482	111	10.881	1:24.917	160	11.330	1:23.586	181	14.769	1:25.255
113	7.780	1:39.370	113	10.107	1:25.661	160	11.460	1:24.322	111	11.856	1:24.691	111	14.778	1:26.175
160	8.630	1:40.220	160	10.293	1:24.997	113	12.132	1:25.180	181	12.767	1:23.614	188	15.080	1:29.090
171	9.617	1:41.207	181	11.905	1:25.430	181	12.869	1:24.119	113	13.218	1:24.802	113	15.404	1:25.439
181	9.809	1:41.399	171	12.556	1:26.273	171	15.025	1:25.624	107	15.973	1:24.107	107	16.397	1:23.677
125	10.915	1:42.505	170	13.426	1:24.949	170	15.232	1:24.961	171	16.974	1:25.665	171	18.306	1:24.585
141	11.244	1:42.834	125	14.188	1:26.607	107	15.582	1:23.715	170	17.471	1:25.955	170	18.864	1:24.646
150	11.519	1:43.109	141	14.555	1:26.645	125	17.187	1:26.154	141	20.305	1:26.833	117	22.406	1:24.361
170	11.811	1:43.401	107	15.022	1:24.787	141	17.188	1:25.788	117	21.298	1:27.181	157	22.733	1:24.240
117	12.235	1:43.825	117	15.837	1:26.936	117	17.833	1:25.151	125	21.427	1:27.956	141	22.772	1:25.720
123	12.908	1:44.498	123	16.296	1:26.722	123	18.772	1:25.631	157	21.746	1:25.957	123	24.424	1:25.014
157	13.035	1:44.625	157	16.868	1:27.167	157	19.505	1:25.792	150	22.619	1:26.709	125	24.738	1:26.564
169	13.542	1:45.132	150	16.938	1:28.753	150	19.626	1:25.843	123	22.663	1:27.607	150	25.169	1:25.803
107	13.569	1:45.159	169	17.695	1:27.487	169	21.403	1:26.863	169	25.186	1:27.499	180	28.675	1:26.660
180	14.469	1:46.059	180	18.426	1:27.291	180	22.425	1:27.154	180	25.268	1:26.559	106	28.882	1:26.639
124	15.196	1:46.786	106	18.593	1:26.503	106	24.438	1:29.000	106	25.496	1:24.774	169	29.701	1:27.768
106	15.424	1:47.014	124	21.377	1:29.515	124	25.897	1:27.675	173	28.510	1:26.293	173	30.901	1:25.644
173	15.847	1:47.437	173	21.605	1:29.092	173	25.933	1:27.483	124	29.417	1:27.236	124	32.977	1:26.813

# Caterham Graduate Championship - Super Graduate

## LAP CHART - RACE 6

(contd.)

Lap 6			Lap 7			Lap 8			Lap 9			Lap 10		
No	Behind	Laptime	No	Behind	Laptime	No	Behind	Laptime	No	Behind	Laptime	No	Behind	Laptime
114		1:23.124	114		1:22.756	168		1:22.947	114		1:24.486	114		1:23.788
109	0.323	1:23.474	168	0.192	1:22.035	114	0.067	1:23.206	168	0.207	1:24.760	168	0.032	1:23.613
166	0.404	1:23.144	166	0.688	1:23.040	166	0.302	1:22.753	199	0.593	1:24.291	199	0.036	1:23.231
168	0.913	1:23.154	199	1.843	1:22.621	199	0.855	1:22.151	166	0.658	1:24.909	166	0.354	1:23.484
130	1.088	1:22.989	130	2.041	1:23.709	183	1.147	1:21.711	130	1.242	1:23.927	130	0.534	1:23.080
199	1.978	1:22.017	109	2.133	1:24.566	130	1.868	1:22.966	109	1.543	1:23.597	109	0.950	1:23.195
196	2.755	1:23.028	183	2.575	1:22.295	109	2.499	1:23.505	175	2.070	1:24.040	175	1.418	1:23.136
183	3.036	1:22.718	175	2.802	1:21.959	175	2.583	1:22.920	110	3.670	1:22.650	110	2.405	1:22.523
175	3.599	1:23.349	196	2.803	1:22.804	110	5.573	1:22.737	120	5.941	1:23.856	129	4.826	1:22.183
129	5.122	1:23.455	110	5.975	1:23.277	112	6.590	1:22.426	129	6.431	1:23.740	120	5.047	1:22.894
110	5.454	1:22.835	120	6.803	1:23.695	120	6.638	1:22.974	183	7.031	1:30.437	183	5.413	1:22.170
120	5.864	1:23.032	129	7.254	1:24.888	129	7.244	1:23.129	112	7.730	1:25.693	112	6.113	1:22.171
112	6.448	1:22.790	112	7.303	1:23.611	155	8.348	1:23.248	118	8.297	1:24.444	118	7.544	1:23.035
155	6.768	1:22.958	155	8.239	1:24.227	118	8.406	1:23.270	155	10.270	1:26.475	155	9.680	1:23.198
118	7.357	1:23.085	118	8.275	1:23.674	119	18.861	1:25.307	107	18.776	1:23.173	107	18.420	1:23.432
119	14.337	1:25.676	116	16.108	1:23.955	116	19.524	1:26.555	116	19.397	1:24.426	116	19.165	1:23.556
116	14.909	1:26.383	119	16.693	1:25.112	107	20.156	1:24.679	119	20.107	1:25.799	177	20.296	1:23.568
160	15.138	1:26.407	160	16.778	1:24.396	188	20.190	1:25.932	160	20.343	1:24.590	119	21.072	1:24.753
181	16.655	1:25.037	188	17.397	1:22.949	160	20.306	1:26.667	188	20.355	1:24.718	188	21.155	1:24.588
188	17.204	1:25.275	181	18.036	1:24.137	181	20.522	1:25.625	177	20.516	1:23.985	160	21.596	1:25.041
113	18.037	1:25.784	107	18.616	1:22.303	177	21.084	1:24.859	181	22.644	1:26.675	181	22.643	1:23.787
111	18.625	1:26.998	113	18.633	1:23.352	111	21.860	1:24.557	113	22.918	1:25.460	111	22.769	1:23.280
107	19.069	1:25.823	177	19.364	1:22.398	113	22.011	1:26.517	111	23.277	1:25.970	113	23.548	1:24.418
177	19.722	1:39.078	111	20.442	1:24.573	170	27.927	1:26.007	117	30.100	1:25.964	157	31.468	1:24.559
170	21.848	1:26.135	170	25.059	1:25.967	157	28.243	1:24.941	170	30.241	1:26.867	170	32.184	1:25.731
171	22.374	1:27.219	171	25.497	1:25.879	171	28.593	1:26.235	157	30.697	1:27.007	171	32.713	1:25.506
117	24.265	1:25.010	157	26.441	1:24.566	117	28.689	1:24.569	171	30.995	1:26.955	117	33.698	1:27.386
157	24.631	1:25.049	117	27.259	1:25.750	141	29.502	1:25.136	125	32.108	1:26.411	125	34.314	1:25.994
141	25.400	1:25.779	141	27.505	1:24.861	150	29.654	1:24.734	141	32.213	1:27.264	106	34.973	1:26.206
123	25.963	1:24.690	150	28.059	1:24.571	125	30.250	1:24.492	106	32.555	1:24.174	141	35.167	1:26.742
150	26.244	1:24.226	125	28.897	1:24.798	106	32.934	1:24.356	105	43.882	1:23.969	105	44.167	1:24.073
125	26.855	1:25.268	106	31.717	1:24.144	180	40.432	1:27.145	180	43.916	1:28.037	150	46.010	1:25.539
106	30.329	1:24.598	180	36.426	1:26.822	105	44.466	1:23.552	150	44.259	1:39.158	180	46.306	1:26.178
180	32.360	1:26.836	124	42.933	1:27.991	173	45.616	1:25.693	173	47.037	1:25.974	173	48.563	1:25.314
169	32.906	1:26.356	173	43.062	1:26.026	124	46.939	1:27.145	123	47.877	1:25.367	124	49.980	1:25.538
124	37.698	1:27.872	123	44.002	1:40.795	123	47.063	1:26.200	124	48.230	1:25.844	123	50.482	1:26.393
173	39.792	1:32.042	105	44.053	1:23.765	169	59.252	1:28.251	169	1:02.176	1:27.477	169	1:05.329	1:26.941
105	43.044	2:02.482	169	54.140	1:43.990									

# Caterham Graduate Championship - Super Graduate

## LAP CHART - RACE 6

(contd.)

Lap 11			Lap 12			Lap 13			Lap 14			Lap 15		
No	Behind	Laptime	No	Behind	Laptime	No	Behind	Laptime	No	Behind	Laptime	No	Behind	Laptime
114		1:22.283	199		1:23.450	199		1:24.048	199		1:23.287	199		1:22.864
168	0.461	1:22.712	166	0.339	1:23.676	166	0.090	1:23.799	166	0.387	1:23.584	166	0.379	1:22.856
199	0.864	1:23.111	175	1.883	1:23.747	130	1.679	1:22.885	130	0.810	1:22.418	130	0.496	1:22.550
166	0.977	1:22.906	130	2.842	1:24.788	175	2.047	1:24.212	120	2.825	1:23.244	120	2.652	1:22.691
130	2.368	1:24.117	109	3.723	1:25.101	109	2.313	1:22.638	109	3.136	1:24.110	183	3.068	1:22.755
175	2.450	1:23.315	120	4.102	1:22.275	120	2.868	1:22.814	183	3.177	1:22.610	109	3.517	1:23.245
110	2.758	1:22.636	183	5.397	1:22.851	183	3.854	1:22.505	112	4.203	1:22.964	112	3.977	1:22.638
109	2.936	1:24.269	112	5.914	1:22.901	112	4.526	1:22.660	114	9.220	1:22.609	114	9.404	1:23.048
120	6.141	1:23.377	118	8.363	1:24.349	118	8.864	1:24.549	118	9.980	1:24.403	118	10.022	1:22.906
183	6.860	1:23.730	114	11.285	1:35.599	114	9.898	1:22.661	155	10.068	1:22.628	155	10.186	1:22.982
112	7.327	1:23.497	155	11.608	1:25.147	155	10.727	1:23.167	175	14.303	1:35.543	175	15.406	1:23.967
118	8.328	1:23.067	129	17.202	1:24.931	129	17.199	1:24.045	129	16.898	1:22.986	129	17.007	1:22.973
155	10.775	1:23.378	107	18.290	1:23.337	107	17.271	1:23.029	107	16.983	1:22.999	107	17.072	1:22.953
129	16.585	1:34.042	177	19.208	1:23.135	177	17.841	1:22.681	177	17.130	1:22.576	177	17.554	1:23.288
107	19.267	1:23.130	116	20.241	1:24.236	116	21.073	1:24.880	116	22.256	1:24.470	160	23.877	1:23.349
116	20.319	1:23.437	160	22.977	1:24.373	160	23.077	1:24.148	160	23.392	1:23.602	116	24.641	1:25.249
177	20.387	1:22.374	119	23.876	1:24.535	119	24.495	1:24.667	188	24.582	1:23.330	188	24.737	1:23.019
160	22.918	1:23.605	188	24.113	1:24.243	188	24.539	1:24.474	119	25.860	1:24.652	119	26.380	1:23.384
119	23.655	1:24.866	181	28.971	1:25.873	181	29.422	1:24.499	181	30.514	1:24.379	181	33.546	1:25.896
188	24.184	1:25.312	111	30.758	1:30.111	111	32.273	1:25.563	111	34.296	1:25.310	111	36.553	1:25.121
111	24.961	1:24.475	113	34.083	1:27.710	113	35.136	1:25.101	113	36.107	1:24.258	170	38.266	1:24.790
181	27.412	1:27.052	171	35.436	1:24.840	170	35.938	1:24.129	170	36.340	1:23.689	157	38.435	1:24.435
113	30.687	1:29.422	170	35.857	1:25.671	171	36.507	1:25.119	157	36.864	1:23.537	113	39.993	1:26.750
170	34.500	1:24.599	157	36.177	1:25.250	157	36.614	1:24.485	171	37.497	1:24.277	171	40.170	1:25.537
171	34.910	1:24.480	106	36.482	1:25.184	106	37.226	1:24.792	106	38.662	1:24.723	106	40.380	1:24.582
157	35.241	1:26.056	117	37.233	1:26.012	117	38.623	1:25.438	117	40.037	1:24.701	117	41.847	1:24.674
117	35.535	1:24.120	141	37.852	1:25.106	125	39.131	1:25.069	125	40.274	1:24.430	125	43.044	1:25.634
106	35.612	1:22.922	125	38.110	1:25.866	141	39.505	1:25.701	141	40.817	1:24.599	141	43.144	1:25.191
125	36.558	1:24.527	105	46.933	1:25.886	105	46.342	1:23.457	105	46.319	1:23.264	105	46.575	1:23.120
141	37.060	1:24.176	150	50.203	1:25.455	150	52.199	1:26.044	180	54.387	1:24.691	150	57.394	1:25.842
105	45.361	1:23.477	180	51.449	1:26.415	180	52.983	1:25.582	150	54.416	1:25.504	180	57.995	1:26.472
150	49.062	1:25.335	173	54.208	1:27.270	173	55.538	1:25.378	173	57.343	1:25.092	123	1:01.537	1:25.674
180	49.348	1:25.325	123	55.939	1:27.382	123	56.532	1:24.641	123	58.727	1:25.482	173	1:01.833	1:27.354
173	51.252	1:24.972	124	56.037	1:26.809	124	57.842	1:25.853	124	1:00.549	1:25.994	124	1:04.342	1:26.657
123	52.871	1:24.672	169	1:14.402	1:28.712	169	1:16.731	1:26.377	169	1:20.002	1:26.558	169	1:23.220	1:26.082
124	53.542	1:25.845												
169	1:10.004	1:26.958												

# BARC Westfield Sportscar Championship iaw Avon T

## RACE CLASSIFICATION - RACE 7

POS	NO	CL	DRIVER	NAT	CAR	TIME	LAPS	GAP	MPH	BEST
1	36		Jonathan YOUNG		Westfield Zetec	13:20.919	10		87.73	1:18.788
2	2		Nick FLOWERS		Westfield Zetec	13:25.878	10	4.959	87.19	1:19.310
3	21		Andy MOWBRAY		Westfield Zetec	13:34.436	10	13.517	86.28	1:20.074
4	12		Thomas ROBINSON		Westfield Zetec	13:43.463	10	22.544	85.33	1:19.786
5	18		Troy ROBINSON		Westfield Zetec	13:46.982	10	26.063	84.97	1:19.976
6	42		Brian SMALL		Westfield Zetec	13:51.861	10	30.942	84.47	1:21.868
7	4		Matthew FLOWERS		Westfield Zetec	13:56.976	10	36.057	83.95	1:20.114
8	22		Geoff FAIRBURN		Westfield Zetec	14:00.266	10	39.347	83.63	1:21.573
9	71		Martin GARTSIDE		Westfield Zetec	14:06.028	10	45.109	83.06	1:22.806
10	24		Simon PRYKE		Westfield Zetec	14:06.159	10	45.240	83.04	1:22.277
11	20		Peter DAGLISH		Westfield Zetec	14:16.082	10	55.163	82.08	1:21.633
12	14		Seamus HARDING		Westfield Zetec	14:01.167	9	1 LAP	75.18	1:21.060
NOT CLASSIFIED										
	23		Paul TABERNER		Westfield Zetec	6:04.595	4	D.N.F.	77.09	1:25.914
	38		Richard HARDY-BISHOP		Westfield Zetec	1:36.034	1	D.N.F.	73.17	1:36.034
	81		Dider PRONGUE		Westfield Zetec		0	D.N.F.	N/A	
FASTEST LAP										
	36		Jonathan YOUNG		Westfield Zetec	1:18.788	8	89.19mph		143.53kph

Weather / Track : Bright / Dry  
 These results are provisional until the conclusion of any judicial and technical matters.

Snetterton  
 Circuit Length = 1.9520 miles.  
 Start: 17:32 End: 17:54

Clerk of Course	Timekeeper:
-----------------	-------------

**BARC Westfield Sportscar Championship iaw Avon T  
LAP CHART - RACE 7**

Lap 1			Lap 2			Lap 3			Lap 4			Lap 5		
No	Behind	Laptime	No	Behind	Laptime	No	Behind	Laptime	No	Behind	Laptime	No	Behind	Laptime
2		1:26.965	36		1:19.856	36		1:19.094	36		1:19.763	36		1:18.818
36	0.510	1:27.475	2	0.693	1:21.059	2	1.111	1:19.512	2	1.411	1:20.063	2	1.903	1:19.310
21	1.046	1:28.011	21	1.522	1:20.842	21	3.505	1:21.077	14	1 LAP	1:24.726	21	5.487	1:20.164
12	2.530	1:29.495	12	3.467	1:21.303	12	4.753	1:20.380	21	4.141	1:20.399	14	1 LAP	1:22.223
4	2.647	1:29.612	18	4.345	1:21.896	18	6.727	1:21.476	12	5.376	1:20.386	12	6.956	1:20.398
18	2.815	1:29.780	4	4.594	1:22.313	4	6.836	1:21.336	18	6.940	1:19.976	18	9.057	1:20.935
24	3.058	1:30.023	42	6.801	1:22.121	42	9.964	1:22.257	4	7.187	1:20.114	42	15.339	1:22.088
42	5.046	1:32.011	22	8.554	1:22.271	22	12.103	1:22.643	42	12.069	1:21.868	71	20.626	1:23.000
20	5.724	1:32.689	20	8.895	1:23.537	71	13.401	1:22.880	71	16.444	1:22.806	20	21.436	1:23.079
71	6.369	1:33.334	71	9.615	1:23.612	20	14.164	1:24.363	22	16.829	1:24.489	22	21.480	1:23.469
22	6.649	1:33.614	24	13.073	1:30.381	24	17.852	1:23.873	20	17.175	1:22.774	24	25.114	1:23.088
38	9.069	1:36.034	23	25.396	1:26.319	23	32.256	1:25.954	24	20.844	1:22.755	4	26.196	1:37.827
23	19.443	1:46.408	14	1:16.282	1:25.406				23	38.407	1:25.914			
14	1:11.242	2:38.207												

# BARC Westfield Sportscar Championship iaw Avon T

## LAP CHART - RACE 7

(contd.)

Lap 6			Lap 7			Lap 8			Lap 9			Lap 10		
No	Behind	Laptime	No	Behind	Laptime	No	Behind	Laptime	No	Behind	Laptime	No	Behind	Laptime
36		1:19.772	36		1:19.180	36		1:18.788	36		1:18.960	36		1:19.213
2	1.973	1:19.842	2	2.460	1:19.667	2	3.264	1:19.592	2	4.002	1:19.698	2	4.959	1:20.170
21	6.442	1:20.727	12	8.089	1:20.299	12	9.272	1:19.971	21	11.074	1:20.306	21	13.517	1:21.656
12	6.970	1:19.786	21	8.442	1:21.180	21	9.728	1:20.074	12	20.474	1:30.162	12	22.544	1:21.283
42	17.624	1:22.057	42	20.830	1:22.386	18	22.865	1:20.766	18	24.274	1:20.369	18	26.063	1:21.002
18	19.154	1:29.869	18	20.887	1:20.913	42	24.585	1:22.543	42	27.950	1:22.325	42	30.942	1:22.205
14	1 LAP	1:37.903	71	28.465	1:23.354	20	32.417	1:21.633	4	34.686	1:20.707	4	36.057	1:20.584
71	24.291	1:23.437	22	29.092	1:23.728	71	32.942	1:23.265	22	36.987	1:22.237	22	39.347	1:21.573
22	24.544	1:22.836	20	29.572	1:23.107	4	32.939	1:21.720	14	1 LAP	1:23.204	14	1 LAP	1:21.060
20	25.645	1:23.981	4	30.007	1:22.116	22	33.710	1:23.406	71	41.449	1:27.467	71	45.109	1:22.873
4	27.071	1:20.647	14	1 LAP	1:26.067	14	1 LAP	1:22.371	24	41.504	1:24.235	24	45.240	1:22.949
24	28.960	1:23.618	24	32.740	1:22.960	24	36.229	1:22.277	20	50.617	1:37.160	20	55.163	1:23.759


Weather / Track : Bright / Dry

# Caterham Graduate Championship - Mega Graduate C

## GRID - RACE 8

ROW 19	124	SCANNELL	180	HENNIKER-SMITH	
ROW 18		191	CAMPBELL	169	CLARKE
ROW 17	170	IRVING	157	ROCKEY	
ROW 16		115	CRONSHAW	125	WALTHAM
ROW 15	23	1:26.282 REDSHAW	40	1:28.501 AWCOCK	
ROW 14		12	1:25.109 HARRISON	24	1:25.572 WOODS
ROW 13	33	1:23.736 ATKINSON	36	1:24.454 FORMSTONE	
ROW 12		18	1:22.569 MILLIGAN	17	1:22.961 OVERTON
ROW 11	49	1:22.178 WEDGEWOOD	21	1:22.434 PENNINGTON	
ROW 10		22	1:21.736 NASH	31	1:21.847 WALKER
ROW 9	41	1:21.621 BATTEN	26	1:21.721 DAVIES	
ROW 8		28	1:21.462 FOX	4	1:21.503 FROST
ROW 7	20	1:21.153 LOW	32	1:21.386 DOLAN	
ROW 6		13	1:20.985 FESEMAYER	47	1:21.026 O'CARROLL
ROW 5	5	1:20.911 SIMPSON	19	1:20.942 JUMP	
ROW 4		8	1:20.815 HUDSON	6	1:20.848 THORNHILL
ROW 3	9	1:20.646 WELBURN	27	1:20.769 BARLOW	
ROW 2		38	1:20.297 GILLBANKS	44	1:20.356 NASH
ROW 1	2	1:20.020 AMISON	14	1:20.220 HALLEY	

POLE



Snetterton  
Circuit Length = 1.9520 miles.  
Start: 11:51 End: 12:06

Weather / Track : Bright / Dry  
These results are provisional until the conclusion of any judicial and technical matters.

Clerk of Course	Timekeeper:
-----------------	-------------

## 24 Hour 2CV Endurance Race

### QUALIFYING 1 - RACE 12

POS	NO	CL	TEAM	NAT	CAR	TIME	LAPS	GAP	MPH
1	28		TETE ROUGE 1		Citroen 2CV	1:47.607	23		65.30
2	4		TEAM GADGET RACING		Citroen 2CV	1:47.755	21	0.148	65.21
3	5		TEAM TIGGER		Citroen 2CV	1:47.895	22	0.288	65.13
4	2		ROCKET DOG RACING		Citroen 2CV	1:49.417	23	1.810	64.22
5	13		TETE ROUGE 2		Citroen 2CV	1:49.616	23	2.009	64.10
6	42		TURQUOISE TORTOISE		Citroen 2CV	1:49.948	11	2.341	63.91
7	69		MRB RACING		Citroen 2CV	1:50.214	18	2.607	63.76
8	90		TEAM STINGRAY 90		Citroen 2CV	1:51.323	15	3.716	63.12
9	61		TETE ROUGE 3		Citroen 2CV	1:51.750	17	4.143	62.88
10	30		TEAM STINKY		Citroen 2CV	1:51.835	22	4.228	62.83
11	77		TWO SMOKING BARRELS		Citroen 2CV	1:51.917	22	4.310	62.78
12	20		TEAM TWIN SNAILS		Citroen 2CV	1:51.919	19	4.312	62.78
13	99		HOOZ RAY SIN		Citroen 2CV	1:52.431	15	4.824	62.50
14	16		IMBROGLIO RACING		Citroen 2CV	1:52.577	22	4.970	62.42
15	54		PRET A BOIRE		Citroen 2CV	1:52.597	21	4.990	62.41
16	7		FINDLAYS JD NO7		Citroen 2CV	1:52.606	21	4.999	62.40
17	67		LUCKY JON RACING		Citroen 2CV	1:52.676	21	5.069	62.36
18	46		GREASE MONKEY RACING		Citroen 2CV	1:52.791	23	5.184	62.30
19	40		CRISIS RACING		Citroen 2CV	1:53.331	21	5.724	62.00
20	60		FOUR LEMONS & ORANGE		Citroen 2CV	1:53.364	21	5.757	61.98
21	14		SIMPLY THE BREAST		Citroen 2CV	1:53.423	22	5.816	61.95
22	88		ECURIE MORVE VERTE		Citroen 2CV	1:53.776	21	6.169	61.76
23	32		AA AUTOMOTIVE		Citroen 2CV	1:54.011	21	6.404	61.63
24	50		BOSS HOGGS ARMY		Citroen 2CV	1:54.036	21	6.429	61.62
25	76		AGENT PROVOCATEUR		Citroen 2CV	1:55.000	22	7.393	61.10
26	17		TWIN SNAILS TOO		Citroen 2CV	1:55.033	20	7.426	61.08
27	70		RACEHIRE COM		Citroen 2CV	1:55.900	14	8.293	60.63
28	81		THE VIRGIN RACERS		Citroen 2CV	1:56.384	21	8.777	60.37
29	68		BR MOTORSPORT		Citroen 2CV	1:56.753	16	9.146	60.18
30	27		RED NOSE SCOTLAND		Citroen 2CV	1:57.082	19	9.475	60.01
31	97		TEAM FINE PRINT		Citroen 2CV	1:57.167	20	9.560	59.97
32	31		NETWORK SOLUTIONS		Citroen 2CV	1:58.594	21	10.987	59.25

Weather / Track : Cloudy / Dry

These results are provisional until the conclusion of any judicial and technical matters.

Snetterton

Circuit Length = 1.9520 miles.

Start: 17:59 End: 18:44

Clerk of Course	Timekeeper:
-----------------	-------------

## 24 Hour 2CV Endurance Race

### QUALIFYING 1 LAP ANALYSIS - RACE 12

<b>2</b>	<b>ROCKET DOG RACING</b>	Citroen 2CV							
1 -	3:36.095	6 -	1:51.643	11 -	1:52.370	16 -	1:50.432	21 -	<b>1:49.417</b>
2 -	1:54.734	7 -	2:32.736P	12 -	2:45.250P	17 -	1:55.802	22 -	1:51.229
3 -	1:53.389	8 -	2:02.311	13 -	1:53.885	18 -	1:52.658	23 -	1:49.785
4 -	1:51.342	9 -	1:54.152	14 -	1:52.046	19 -	1:51.318		
5 -	1:52.418	10 -	1:53.385	15 -	1:52.361	20 -	1:50.314		
<b>4</b>	<b>TEAM GADGET RACING</b>	Citroen 2CV							
1 -	3:45.668	6 -	1:49.436	11 -	1:51.192	16 -	1:48.696	21 -	1:51.195
2 -	1:49.811	7 -	3:12.090P	12 -	1:49.573	17 -	1:49.248		
3 -	1:47.974	8 -	1:55.448	13 -	1:50.078	18 -	<b>1:47.755</b>		
4 -	1:49.839	9 -	1:49.370	14 -	4:15.478P	19 -	4:56.382P		
5 -	1:48.760	10 -	1:49.739	15 -	1:53.538	20 -	1:58.589		
<b>5</b>	<b>TEAM TIGGER</b>	Citroen 2CV							
1 -	4:10.629	6 -	1:47.971	11 -	1:49.059	16 -	1:48.302	21 -	1:48.120
2 -	1:50.073	7 -	1:48.322	12 -	1:49.744	17 -	4:50.349P	22 -	1:48.183
3 -	1:49.877	8 -	4:07.330P	13 -	1:48.052	18 -	1:55.966		
4 -	1:48.979	9 -	1:53.078	14 -	1:49.118	19 -	1:48.813		
5 -	<b>1:47.895</b>	10 -	1:50.206	15 -	1:48.378	20 -	1:49.553		
<b>7</b>	<b>FINDLAYS JD NO7</b>	Citroen 2CV							
1 -	4:26.911	6 -	1:57.070	11 -	1:56.567	16 -	1:54.997	21 -	1:53.336
2 -	2:00.319	7 -	1:56.163	12 -	2:46.300P	17 -	1:54.819		
3 -	1:56.543	8 -	3:17.679P	13 -	2:02.802	18 -	1:54.349		
4 -	2:58.845P	9 -	2:03.946	14 -	1:54.386	19 -	1:53.490		
5 -	2:01.696	10 -	1:57.700	15 -	1:54.694	20 -	<b>1:52.606</b>		
<b>13</b>	<b>TETE ROUGE 2</b>	Citroen 2CV							
1 -	3:05.615	6 -	<b>1:49.616</b>	11 -	1:51.688	16 -	1:59.669	21 -	1:52.199
2 -	1:53.341	7 -	1:52.305	12 -	1:56.364	17 -	1:54.047	22 -	1:52.571
3 -	1:52.503	8 -	1:59.670	13 -	1:51.480	18 -	1:52.837	23 -	1:52.409
4 -	1:50.502	9 -	1:51.111	14 -	3:26.750P	19 -	1:53.129		
5 -	1:50.002	10 -	1:51.783	15 -	2:01.273	20 -	1:51.123		
<b>14</b>	<b>SIMPLY THE BREAST</b>	Citroen 2CV							
1 -	4:59.329	6 -	1:54.445	11 -	1:58.414	16 -	1:59.591	21 -	1:57.413
2 -	1:55.008	7 -	3:11.856P	12 -	1:58.974	17 -	1:58.843	22 -	1:58.611
3 -	<b>1:53.423</b>	8 -	2:08.840	13 -	2:00.846	18 -	1:58.447		
4 -	1:53.520	9 -	1:58.669	14 -	1:59.029	19 -	1:58.198		
5 -	1:55.935	10 -	1:57.921	15 -	1:58.965	20 -	1:57.680		
<b>16</b>	<b>IMBROGLIO RACING</b>	Citroen 2CV							
1 -	3:35.421	6 -	2:06.794	11 -	1:57.463	16 -	2:02.614	21 -	1:55.939
2 -	1:55.698	7 -	1:54.234	12 -	1:53.259	17 -	1:59.051	22 -	1:55.802
3 -	1:54.346	8 -	<b>1:52.577</b>	13 -	1:53.357	18 -	2:01.017		
4 -	1:52.904	9 -	1:53.249	14 -	1:53.504	19 -	1:58.169		
5 -	2:57.578P	10 -	2:44.306P	15 -	2:39.516P	20 -	1:55.859		

## 24 Hour 2CV Endurance Race QUALIFYING 1 LAP ANALYSIS - RACE 12

(contd.)

<b>17</b>	<b>TWIN SNAILS TOO</b>	Citroen 2CV							
1 -	4:49.643	6 -	2:00.360	11 -	3:24.570P	16 -	1:56.584		
2 -	2:03.674	7 -	1:58.259	12 -	2:05.969	17 -	1:59.902		
3 -	1:58.671	8 -	3:48.449P	13 -	1:58.731	18 -	1:55.367		
4 -	3:21.310P	9 -	2:21.109	14 -	1:59.287	19 -	<b>1:55.033</b>		
5 -	2:11.411	10 -	2:08.932	15 -	1:58.083	20 -	1:57.282		
<b>20</b>	<b>TEAM TWIN SNAILS</b>	Citroen 2CV							
1 -	7:18.188	6 -	1:57.107	11 -	3:01.417P	16 -	3:04.068P		
2 -	1:59.690	7 -	3:17.017P	12 -	2:00.948	17 -	2:03.051		
3 -	1:57.771	8 -	2:04.399	13 -	1:53.381	18 -	1:56.590		
4 -	3:23.585P	9 -	1:57.053	14 -	1:54.400	19 -	1:55.027		
5 -	2:05.923	10 -	1:54.195	15 -	<b>1:51.919</b>				
<b>27</b>	<b>RED NOSE SCOTLAND</b>	Citroen 2CV							
1 -	5:08.896	6 -	1:59.943	11 -	2:00.617	16 -	2:06.259		
2 -	1:58.152	7 -	1:59.083	12 -	3:50.044P	17 -	2:04.873		
3 -	<b>1:57.082</b>	8 -	3:46.611P	13 -	2:19.069	18 -	2:04.426		
4 -	4:19.373P	9 -	2:05.866	14 -	2:10.353	19 -	2:03.224		
5 -	2:06.355	10 -	2:00.736	15 -	2:06.156				
<b>28</b>	<b>TETE ROUGE 1</b>	Citroen 2CV							
1 -	3:05.235	6 -	1:49.722	11 -	1:49.001	16 -	1:48.786	21 -	2:02.675
2 -	1:51.675	7 -	1:49.496	12 -	1:48.731	17 -	1:48.179	22 -	1:48.060
3 -	1:52.853	8 -	1:49.247	13 -	1:53.269	18 -	1:50.287	23 -	<b>1:47.607</b>
4 -	1:51.820	9 -	1:49.202	14 -	1:48.552	19 -	1:49.715		
5 -	1:49.253	10 -	1:48.602	15 -	1:51.192	20 -	5:52.532P		
<b>30</b>	<b>TEAM STINKY</b>	Citroen 2CV							
1 -	4:27.925	6 -	2:50.414P	11 -	2:53.386P	16 -	1:55.779	21 -	1:52.116
2 -	2:00.041	7 -	1:59.247	12 -	2:02.014	17 -	2:48.038P	22 -	1:52.058
3 -	1:56.551	8 -	1:54.533	13 -	1:53.371	18 -	1:58.003		
4 -	1:58.568	9 -	1:54.841	14 -	1:53.449	19 -	1:52.306		
5 -	1:57.945	10 -	1:54.567	15 -	1:52.197	20 -	<b>1:51.835</b>		
<b>31</b>	<b>NETWORK SOLUTIONS</b>	Citroen 2CV							
1 -	5:04.843	6 -	1:59.464	11 -	2:13.170	16 -	2:02.965	21 -	2:00.109
2 -	2:03.775	7 -	1:58.662	12 -	2:05.468	17 -	2:03.071		
3 -	2:00.219	8 -	<b>1:58.594</b>	13 -	2:04.798	18 -	2:04.316		
4 -	3:05.621P	9 -	2:00.226	14 -	2:02.794	19 -	2:00.117		
5 -	2:11.291	10 -	3:04.765P	15 -	2:03.162	20 -	2:00.753		
<b>32</b>	<b>AA AUTOMOTIVE</b>	Citroen 2CV							
1 -	4:30.738	6 -	1:58.666	11 -	2:24.848	16 -	2:04.333	21 -	1:59.146
2 -	2:00.202	7 -	1:55.105	12 -	2:09.674	17 -	2:02.676		
3 -	2:00.500	8 -	<b>1:54.011</b>	13 -	2:05.932	18 -	1:59.920		
4 -	1:59.992	9 -	1:54.550	14 -	2:05.260	19 -	2:03.237		
5 -	2:46.018P	10 -	2:44.169P	15 -	2:04.945	20 -	1:59.937		

## 24 Hour 2CV Endurance Race QUALIFYING 1 LAP ANALYSIS - RACE 12

(contd.)

<b>40</b>	<b>CRISIS RACING</b>	Citroen 2CV							
1 -	4:58.476	6 -	1:57.967	11 -	1:55.941	16 -	<b>1:53.331</b>	21 -	1:55.175
2 -	2:01.714	7 -	1:57.919	12 -	2:47.023P	17 -	1:54.950		
3 -	2:01.172	8 -	2:48.348P	13 -	2:01.142	18 -	1:55.125		
4 -	2:49.217P	9 -	2:06.079	14 -	1:55.758	19 -	1:54.538		
5 -	2:03.973	10 -	1:56.770	15 -	1:54.578	20 -	1:54.308		
<b>42</b>	<b>TURQUOISE TORTOISE</b>	Citroen 2CV							
1 -	4:56.306	6 -	1:52.428	11 -	1:57.824				
2 -	1:54.549	7 -	6:24.993P						
3 -	<b>1:49.948</b>	8 -	2:09.624						
4 -	1:50.119	9 -	1:56.250						
5 -	1:49.998	10 -	1:56.845						
<b>46</b>	<b>GREASE MONKEY RACING</b>	Citroen 2CV							
1 -	4:59.638	6 -	<b>1:52.791</b>	11 -	1:53.388	16 -	1:53.995	21 -	1:53.621
2 -	1:56.272	7 -	1:55.439	12 -	2:54.915P	17 -	1:53.820	22 -	1:54.429
3 -	1:53.288	8 -	1:54.001	13 -	2:03.084	18 -	1:53.047	23 -	1:52.976
4 -	1:54.211	9 -	1:53.483	14 -	1:56.069	19 -	1:54.051		
5 -	1:53.562	10 -	1:54.115	15 -	1:53.503	20 -	1:53.969		
<b>50</b>	<b>BOSS HOGGS ARMY</b>	Citroen 2CV							
1 -	4:26.663	6 -	1:57.601	11 -	1:56.940	16 -	1:54.811	21 -	1:55.158
2 -	2:00.082	7 -	1:57.588	12 -	2:51.115P	17 -	1:54.590		
3 -	1:56.543	8 -	2:52.017P	13 -	2:02.074	18 -	1:55.399		
4 -	3:25.864P	9 -	2:00.367	14 -	1:54.731	19 -	1:54.323		
5 -	2:06.970	10 -	1:56.330	15 -	1:54.756	20 -	<b>1:54.036</b>		
<b>54</b>	<b>PRET A BOIRE</b>	Citroen 2CV							
1 -	3:50.851	6 -	3:01.638P	11 -	1:53.676	16 -	1:58.107	21 -	1:56.171
2 -	1:54.319	7 -	2:00.861	12 -	3:40.989P	17 -	1:57.156		
3 -	1:55.230	8 -	<b>1:52.597</b>	13 -	2:03.768	18 -	3:26.312P		
4 -	1:53.450	9 -	1:56.646	14 -	1:57.678	19 -	2:04.356		
5 -	1:54.650	10 -	1:53.791	15 -	1:57.249	20 -	1:54.756		
<b>60</b>	<b>FOUR LEMONS &amp; ORANGE</b>	Citroen 2CV							
1 -	3:17.916	6 -	3:03.507P	11 -	1:55.729	16 -	1:56.145	21 -	1:55.399
2 -	1:56.485	7 -	2:17.765	12 -	5:55.290P	17 -	1:56.613		
3 -	1:56.074	8 -	2:01.297	13 -	2:14.070	18 -	1:56.998		
4 -	1:53.631	9 -	1:56.932	14 -	1:56.538	19 -	1:55.367		
5 -	<b>1:53.364</b>	10 -	1:56.343	15 -	1:56.573	20 -	1:55.963		
<b>61</b>	<b>TETE ROUGE 3</b>	Citroen 2CV							
1 -	3:21.109	6 -	1:52.624	11 -	1:51.976	16 -	1:57.235		
2 -	1:54.854	7 -	1:52.387	12 -	3:10.689P	17 -	1:56.504		
3 -	1:53.724	8 -	1:51.844	13 -	2:07.312				
4 -	1:52.988	9 -	1:51.914	14 -	1:58.167				
5 -	<b>1:51.750</b>	10 -	1:52.399	15 -	1:56.794				

## 24 Hour 2CV Endurance Race QUALIFYING 1 LAP ANALYSIS - RACE 12

(contd.)

<b>67</b>	<b>LUCKY JON RACING</b>	Citroen 2CV							
1 -	5:08.748	6 -	1:56.510	11 -	1:52.873	16 -	1:56.940	21 -	1:53.691
2 -	2:00.158	7 -	1:54.796	12 -	3:00.292P	17 -	1:57.191		
3 -	1:56.576	8 -	1:54.677	13 -	1:58.000	18 -	<b>1:52.676</b>		
4 -	3:39.886P	9 -	1:53.541	14 -	1:54.269	19 -	1:53.178		
5 -	2:01.590	10 -	1:52.929	15 -	1:52.950	20 -	1:53.294		
<b>68</b>	<b>BR MOTORSPORT</b>	Citroen 2CV							
1 -	3:44.205	6 -	2:04.115	11 -	1:57.625	16 -	1:57.904		
2 -	2:00.061	7 -	1:57.701	12 -	1:57.624				
3 -	1:59.766	8 -	1:57.113	13 -	1:58.367				
4 -	1:57.774	9 -	3:02.889P	14 -	<b>1:56.753</b>				
5 -	3:48.233P	10 -	2:09.781	15 -	2:01.299				
<b>69</b>	<b>MRB RACING</b>	Citroen 2CV							
1 -	5:08.643	6 -	1:52.758	11 -	1:51.323	16 -	1:57.219		
2 -	1:54.265	7 -	1:53.836	12 -	2:39.753P	17 -	1:51.061		
3 -	1:52.294	8 -	3:00.926P	13 -	2:20.279	18 -	<b>1:50.214</b>		
4 -	3:34.667P	9 -	1:57.079	14 -	1:59.551				
5 -	2:00.342	10 -	1:52.779	15 -	5:00.547P				
<b>70</b>	<b>RACEHIRE COM</b>	Citroen 2CV							
1 -	4:34.734	6 -	1:56.396	11 -	1:56.557				
2 -	X:00.000P	7 -	1:58.390	12 -	1:56.831				
3 -	2:06.405	8 -	<b>1:55.900</b>	13 -	1:57.197				
4 -	1:56.617	9 -	3:25.016P	14 -	3:06.306P				
5 -	1:56.917	10 -	2:05.240						
<b>76</b>	<b>AGENT PROVOCATEUR</b>	Citroen 2CV							
1 -	3:09.446	6 -	2:02.749	11 -	2:06.084	16 -	2:12.898	21 -	1:56.010
2 -	1:56.942	7 -	1:58.624	12 -	1:59.488	17 -	1:59.224	22 -	1:56.209
3 -	1:57.147	8 -	1:57.692	13 -	1:59.031	18 -	1:57.514		
4 -	<b>1:55.000</b>	9 -	1:58.104	14 -	1:57.360	19 -	2:01.951		
5 -	2:44.791P	10 -	2:56.821P	15 -	3:00.696P	20 -	1:56.491		
<b>77</b>	<b>TWO SMOKING BARRELS</b>	Citroen 2CV							
1 -	3:53.744	6 -	1:52.899	11 -	1:55.027	16 -	1:53.975	21 -	1:52.362
2 -	1:57.971	7 -	1:57.934	12 -	1:54.013	17 -	1:54.935	22 -	1:51.973
3 -	1:59.408	8 -	1:53.198	13 -	1:53.836	18 -	1:53.782		
4 -	3:20.655P	9 -	2:53.818P	14 -	2:47.979P	19 -	1:53.605		
5 -	2:02.740	10 -	2:04.004	15 -	2:01.388	20 -	<b>1:51.917</b>		
<b>81</b>	<b>THE VIRGIN RACERS</b>	Citroen 2CV							
1 -	5:31.301	6 -	1:57.086	11 -	1:57.062	16 -	1:59.738	21 -	2:01.039
2 -	2:00.358	7 -	<b>1:56.384</b>	12 -	3:26.612P	17 -	2:01.762		
3 -	1:59.558	8 -	1:58.328	13 -	2:08.855	18 -	2:00.578		
4 -	1:58.789	9 -	1:57.351	14 -	2:01.421	19 -	1:58.517		
5 -	1:56.494	10 -	1:56.911	15 -	2:00.216	20 -	1:59.940		

## 24 Hour 2CV Endurance Race QUALIFYING 1 LAP ANALYSIS - RACE 12

(contd.)

<b>88</b>	<b>ECURIE MORVE VERTE</b>	Citroen 2CV							
1 -	4:42.760	6 -	1:54.793	11 -	1:56.787	16 -	1:57.205	21 -	1:55.910
2 -	1:55.210	7 -	3:23.733P	12 -	2:49.968P	17 -	2:41.593P		
3 -	1:54.170	8 -	2:04.503	13 -	2:06.419	18 -	2:01.634		
4 -	<b>1:53.776</b>	9 -	1:57.924	14 -	2:02.349	19 -	1:56.563		
5 -	1:54.071	10 -	1:56.739	15 -	2:01.609	20 -	1:56.797		
<b>90</b>	<b>TEAM STINGRAY 90</b>	Citroen 2CV							
1 -	4:26.655	6 -	2:00.805	11 -	1:52.963				
2 -	1:52.738	7 -	1:53.512	12 -	1:54.228				
3 -	<b>1:51.323</b>	8 -	1:53.507	13 -	1:53.202				
4 -	1:53.152	9 -	1:53.555	14 -	1:54.857				
5 -	4:45.312P	10 -	1:54.452	15 -	1:52.804				
<b>97</b>	<b>TEAM FINE PRINT</b>	Citroen 2CV							
1 -	3:48.268	6 -	2:14.625	11 -	2:06.099	16 -	1:57.861		
2 -	2:02.653	7 -	2:02.452	12 -	1:58.188	17 -	1:57.325		
3 -	2:01.822	8 -	2:02.601	13 -	1:57.798	18 -	1:57.609		
4 -	2:00.317	9 -	2:02.173	14 -	3:11.162P	19 -	1:57.529		
5 -	3:38.823P	10 -	3:36.319P	15 -	2:07.246	20 -	<b>1:57.167</b>		
<b>99</b>	<b>HOOZ RAY SIN</b>	Citroen 2CV							
1 -	3:53.799	6 -	1:53.027	11 -	1:59.519				
2 -	1:53.413	7 -	3:48.837P	12 -	X:00.000P				
3 -	<b>1:52.431</b>	8 -	2:00.548	13 -	2:05.820				
4 -	1:53.009	9 -	1:56.010	14 -	1:53.593				
5 -	1:53.587	10 -	1:57.992	15 -	1:53.013				

## 24 Hour 2CV Endurance Race

### QUALIFYING 2 - RACE 12

POS	NO	CL	TEAM	NAT	CAR	TIME	LAPS	GAP	MPH
1	4		TEAM GADGET RACING		Citroen 2CV	1:48.049	35		65.03
2	28		TETE ROUGE 1		Citroen 2CV	1:49.226	38	1.177	64.33
3	5		TEAM TIGGER		Citroen 2CV	1:49.817	29	1.768	63.99
4	90		TEAM STINGRAY 90		Citroen 2CV	1:50.028	40	1.979	63.86
5	14		SIMPLY THE BREAST		Citroen 2CV	1:51.569	39	3.520	62.98
6	13		TETE ROUGE 2		Citroen 2CV	1:51.838	38	3.789	62.83
7	16		IMBROGLIO RACING		Citroen 2CV	1:52.004	30	3.955	62.74
8	69		MRB RACING		Citroen 2CV	1:52.172	42	4.123	62.64
9	2		ROCKET DOG RACING		Citroen 2CV	1:52.256	18	4.207	62.60
10	67		LUCKY JON RACING		Citroen 2CV	1:52.266	25	4.217	62.59
11	61		TETE ROUGE 3		Citroen 2CV	1:52.608	30	4.559	62.40
12	30		TEAM STINKY		Citroen 2CV	1:52.820	34	4.771	62.28
13	20		TEAM TWIN SNAILS		Citroen 2CV	1:52.849	38	4.800	62.27
14	54		PRET A BOIRE		Citroen 2CV	1:52.920	34	4.871	62.23
15	9		HOLLIS MOTORSPORT		Citroen 2CV	1:53.116	32	5.067	62.12
16	42		TURQUOISE TORTOISE		Citroen 2CV	1:53.232	21	5.183	62.06
17	46		GREASE MONKEY RACING		Citroen 2CV	1:53.377	30	5.328	61.98
18	77		TWO SMOKING BARRELS		Citroen 2CV	1:53.440	33	5.391	61.94
19	32		AA AUTOMOTIVE		Citroen 2CV	1:53.494	19	5.445	61.91
20	99		HOOZ RAY SIN		Citroen 2CV	1:53.794	43	5.745	61.75
21	88		ECURIE MORVE VERTE		Citroen 2CV	1:54.774	36	6.725	61.22
22	7		FINDLAYS JD NO7		Citroen 2CV	1:54.865	35	6.816	61.17
23	60		FOUR LEMONS & ORANGE		Citroen 2CV	1:55.222	18	7.173	60.98
24	76		AGENT PROVOCATEUR		Citroen 2CV	1:55.302	40	7.253	60.94
25	50		BOSS HOGGS ARMY		Citroen 2CV	1:55.336	23	7.287	60.92
26	70		RACEHIRE COM		Citroen 2CV	1:55.859	29	7.810	60.65
27	81		THE VIRGIN RACERS		Citroen 2CV	1:56.611	20	8.562	60.26
28	40		CRISIS RACING		Citroen 2CV	1:56.654	38	8.605	60.24
29	68		BR MOTORSPORT		Citroen 2CV	1:56.714	36	8.665	60.20
30	17		TWIN SNAILS TOO		Citroen 2CV	1:57.302	30	9.253	59.90
31	97		TEAM FINE PRINT		Citroen 2CV	1:58.176	24	10.127	59.46
32	27		RED NOSE SCOTLAND		Citroen 2CV	1:58.678	27	10.629	59.21
33	31		NETWORK SOLUTIONS		Citroen 2CV	2:02.066	16	14.017	57.56

Weather / Track : Dark / Dry

These results are provisional until the conclusion of any judicial and technical matters.

Snetterton

Circuit Length = 1.9520 miles.

Start: 21:30 End: 23:00

Clerk of Course	Timekeeper:
-----------------	-------------

## 24 Hour 2CV Endurance Race

### QUALIFYING 2 LAP ANALYSIS - RACE 12

<b>2</b>	<b>ROCKET DOG RACING</b>	Citroen 2CV						
1 -	8:52.564	6 -	1:53.858	11 -	<b>1:52.256</b>	16 -	6:33.804P	
2 -	X:00.000P	7 -	2:45.851P	12 -	2:41.825P	17 -	2:07.156	
3 -	2:03.052	8 -	1:56.625	13 -	1:57.564	18 -	1:54.941	
4 -	1:54.570	9 -	1:54.173	14 -	1:54.099			
5 -	1:54.668	10 -	1:53.524	15 -	1:53.434			
<b>4</b>	<b>TEAM GADGET RACING</b>	Citroen 2CV						
1 -	X:00.000P	6 -	1:49.073	11 -	1:48.694	16 -	1:51.375	
2 -	4:46.901	7 -	1:49.149	12 -	1:48.390	17 -	1:49.236	
3 -	1:53.067	8 -	1:49.557	13 -	1:48.787	18 -	1:49.733	
4 -	1:48.877	9 -	1:48.850	14 -	<b>1:48.049</b>	19 -	X:00.000P	
5 -	1:49.029	10 -	1:49.833	15 -	2:25.627	20 -	1:53.061	
						25 -	1:48.604	
						26 -	6:52.278P	
						31 -	1:49.448	
						32 -	1:50.817	
						33 -	1:50.725	
						34 -	1:49.969	
						35 -	1:49.477	
<b>5</b>	<b>TEAM TIGGER</b>	Citroen 2CV						
1 -	9:16.660	6 -	1:52.763	11 -	1:54.301	16 -	1:50.825	
2 -	1:55.673	7 -	1:52.988	12 -	1:54.031	17 -	1:51.216	
3 -	1:51.803	8 -	1:52.710	13 -	<b>1:49.817</b>	18 -	1:52.050	
4 -	1:52.933	9 -	6:36.133P	14 -	4:24.783P	19 -	5:14.577P	
5 -	1:51.183	10 -	2:01.873	15 -	1:53.712	20 -	1:52.120	
						25 -	1:51.185	
						26 -	1:52.652	
						27 -	X:00.000P	
						28 -	1:55.136	
						29 -	1:53.093	
						23 -	3:45.533P	
						24 -	1:54.791	
						29 -	1:53.093	
<b>7</b>	<b>FINDLAYS JD NO7</b>	Citroen 2CV						
1 -	X:00.000P	6 -	1:57.949	11 -	5:12.233P	16 -	2:04.506	
2 -	2:06.293	7 -	1:58.804	12 -	2:02.756	17 -	2:00.584	
3 -	2:01.481	8 -	1:58.415	13 -	1:56.463	18 -	2:01.705	
4 -	1:59.608	9 -	1:58.588	14 -	1:57.523	19 -	1:59.210	
5 -	2:00.412	10 -	1:58.751	15 -	4:32.608P	20 -	2:54.071P	
						25 -	1:56.193	
						26 -	1:56.244	
						31 -	1:55.999	
						32 -	1:57.168	
						33 -	1:55.979	
						34 -	1:57.924	
						35 -	1:56.988	
<b>9</b>	<b>HOLLIS MOTORSPORT</b>	Citroen 2CV						
1 -	X:00.000	6 -	2:04.937	11 -	2:02.795	16 -	1:55.832	
2 -	2:02.381	7 -	2:04.647	12 -	1:56.950	17 -	1:54.055	
3 -	2:01.754	8 -	2:03.127	13 -	1:59.113	18 -	7:58.544P	
4 -	4:48.263P	9 -	2:04.952	14 -	3:11.440P	19 -	1:59.188	
5 -	2:14.027	10 -	3:29.686P	15 -	1:57.479	20 -	1:55.315	
						25 -	1:58.375	
						26 -	1:56.482	
						31 -	1:55.036	
						32 -	1:53.875	
						23 -	2:02.266	
						28 -	1:54.175	
						29 -	1:54.556	
						30 -	<b>1:53.116</b>	
<b>13</b>	<b>TETE ROUGE 2</b>	Citroen 2CV						
1 -	X:00.000	11 -	3:52.668P	21 -	1:54.643	31 -	4:27.266P	
2 -	1:55.524	12 -	1:59.066	22 -	1:56.264	32 -	1:56.936	
3 -	1:57.289	13 -	1:52.927	23 -	8:28.881P	33 -	1:53.839	
4 -	1:54.219	14 -	1:52.699	24 -	1:58.728	34 -	1:53.935	
5 -	3:11.067P	15 -	<b>1:51.838</b>	25 -	1:55.826	35 -	1:53.446	
6 -	1:59.540	16 -	4:05.762P	26 -	1:54.820	36 -	1:53.759	
7 -	1:54.485	17 -	2:03.449	27 -	1:54.983	37 -	1:52.788	
8 -	1:53.738	18 -	1:55.123	28 -	1:53.903	38 -	1:53.260	
9 -	1:52.386	19 -	1:55.335	29 -	1:54.150			
10 -	1:53.090	20 -	1:54.791	30 -	1:53.969			

## 24 Hour 2CV Endurance Race QUALIFYING 2 LAP ANALYSIS - RACE 12

(contd.)

<b>14</b>	<b>SIMPLY THE BREAST</b>	Citroen 2CV				
1 - X:00.000	11 - 2:08.800	21 - 2:56.163P	31 - 1:54.455			
2 - 1:55.903	12 - 2:02.534	22 - 1:57.520	32 - 1:52.838			
3 - 1:56.534	13 - 2:05.012	23 - 1:54.413	33 - 1:53.991			
4 - 1:54.541	14 - 2:03.659	24 - 1:53.170	34 - 1:52.725			
5 - 3:14.388P	15 - 3:19.827P	25 - <b>1:51.569</b>	35 - 1:53.169			
6 - 2:12.874	16 - 2:02.265	26 - 1:55.365	36 - 1:53.249			
7 - 2:02.566	17 - 1:57.095	27 - 1:57.350	37 - 1:52.450			
8 - 2:02.287	18 - 2:02.890	28 - 2:36.054P	38 - 1:52.827			
9 - 2:03.225	19 - 1:57.791	29 - 1:58.910	39 - 1:56.193			
10 - 3:22.979P	20 - 6:36.238P	30 - 1:55.735				
<b>16</b>	<b>IMBROGLIO RACING</b>	Citroen 2CV				
1 - 9:27.369	6 - 2:04.974	11 - 1:56.879	16 - 2:10.297	21 - 2:02.852	26 - 1:57.999	
2 - 1:56.515	7 - 1:55.764	12 - 1:52.838	17 - 2:00.401	22 - 1:59.453	27 - 1:57.569	
3 - 1:55.876	8 - 1:54.956	13 - <b>1:52.004</b>	18 - 2:02.714	23 - 1:58.017	28 - 1:59.375	
4 - 1:54.235	9 - 1:55.422	14 - 1:52.264	19 - 1:59.714	24 - 1:59.018	29 - 1:59.739	
5 - 2:47.141P	10 - 2:48.824P	15 - 2:49.645P	20 - 1:57.851	25 - 1:58.309	30 - 2:00.510	
<b>17</b>	<b>TWIN SNAILS TOO</b>	Citroen 2CV				
1 - X:00.000	6 - 2:06.507	11 - 2:03.091	16 - 2:05.979	21 - <b>1:57.302</b>	26 - 2:06.273	
2 - 2:05.459	7 - 2:03.559	12 - 4:25.447P	17 - 4:31.258P	22 - 2:16.341P	27 - 4:31.364P	
3 - 2:04.257	8 - 2:05.520	13 - 2:43.591	18 - 2:08.010	23 - 3:00.728P	28 - 2:03.556	
4 - 6:23.136P	9 - 2:03.600	14 - 2:18.615	19 - 1:58.932	24 - 4:17.947P	29 - 4:54.117P	
5 - 2:17.092	10 - 2:04.287	15 - 2:09.915	20 - 1:57.408	25 - 5:42.564P	30 - 2:03.013	
<b>20</b>	<b>TEAM TWIN SNAILS</b>	Citroen 2CV				
1 - X:00.000P	11 - 2:42.515P	21 - <b>1:52.849</b>	31 - 1:57.721			
2 - 2:09.073	12 - 2:00.649	22 - 1:54.559	32 - 1:56.551			
3 - 1:59.564	13 - 1:58.119	23 - 5:23.581P	33 - 1:56.272			
4 - 3:29.487P	14 - 1:56.890	24 - 1:59.989	34 - 1:57.158			
5 - 2:06.687	15 - 1:57.147	25 - 1:55.226	35 - 1:56.761			
6 - 1:58.829	16 - 3:05.560P	26 - 1:55.228	36 - 1:56.051			
7 - 1:58.635	17 - 2:00.107	27 - 1:59.545	37 - 1:55.789			
8 - 1:57.075	18 - 1:55.647	28 - 1:58.112	38 - 1:57.002			
9 - 3:30.176P	19 - 1:53.873	29 - 3:19.608P				
10 - 2:06.204	20 - 1:53.897	30 - 2:01.658				
<b>27</b>	<b>RED NOSE SCOTLAND</b>	Citroen 2CV				
1 - X:00.000	6 - 4:07.115P	11 - 3:44.423	16 - 3:57.962P	21 - 3:26.168P	26 - 2:03.497	
2 - 2:05.596	7 - 2:12.359	12 - 2:07.605	17 - 2:13.410	22 - 2:12.339	27 - 2:02.514	
3 - 2:05.012	8 - 2:01.076	13 - 2:01.312	18 - 2:08.202	23 - 3:54.754P		
4 - 1:59.641	9 - 2:01.824	14 - 1:59.967	19 - 2:06.075	24 - 2:06.945		
5 - <b>1:58.678</b>	10 - 2:01.473	15 - 2:01.011	20 - 2:06.208	25 - 2:03.223		

## 24 Hour 2CV Endurance Race QUALIFYING 2 LAP ANALYSIS - RACE 12

(contd.)

<b>28</b>	<b>TETE ROUGE 1</b>	Citroen 2CV				
1 - X:00.000	11 - 1:54.372	21 - 1:49.472	31 - 1:49.277			
2 - 1:52.259	12 - 3:04.266P	22 - 1:49.490	32 - 1:52.866			
3 - 1:54.519	13 - 1:57.940	23 - 1:49.616	33 - 1:57.805			
4 - 1:53.331	14 - 1:50.991	24 - <b>1:49.226</b>	34 - 7:39.166P			
5 - 1:50.873	15 - 1:53.724	25 - 8:55.866P	35 - 1:55.681			
6 - 1:51.230	16 - 1:50.916	26 - 1:57.711	36 - 1:52.148			
7 - 3:08.184P	17 - 1:51.263	27 - 1:50.865	37 - 1:51.043			
8 - 1:59.052	18 - 2:48.708P	28 - 1:49.842	38 - 1:50.889			
9 - 1:53.719	19 - 1:52.770	29 - 1:51.875				
10 - 1:55.294	20 - 1:50.277	30 - 1:49.570				
<b>30</b>	<b>TEAM STINKY</b>	Citroen 2CV				
1 - 9:09.834	6 - 3:07.430P	11 - X:00.000P	16 - 1:57.193	21 - 1:57.188	26 - 3:00.938P	31 - 1:57.978
2 - 1:54.274	7 - 1:58.628	12 - 2:07.281	17 - 1:56.831	22 - 1:53.305	27 - 2:00.410	32 - 1:55.644
3 - 1:53.200	8 - <b>1:52.820</b>	13 - 2:03.224	18 - 1:54.050	23 - 1:53.622	28 - 1:58.763	33 - 1:55.240
4 - 1:54.362	9 - 1:54.953	14 - 1:58.897	19 - 8:19.299P	24 - 1:53.459	29 - 1:57.740	34 - 1:55.288
5 - 1:54.092	10 - 1:53.726	15 - 3:40.863P	20 - 1:55.723	25 - 1:53.221	30 - 1:56.238	
<b>31</b>	<b>NETWORK SOLUTIONS</b>	Citroen 2CV				
1 - X:00.000	6 - 2:06.049	11 - 2:02.413	16 - 2:04.325			
2 - 2:08.806	7 - 3:40.275P	12 - 3:49.678P				
3 - 2:10.872	8 - 2:13.130	13 - 2:31.113				
4 - 2:06.204	9 - 2:02.333	14 - 2:05.857				
5 - 2:07.870	10 - <b>2:02.066</b>	15 - 2:06.221				
<b>32</b>	<b>AA AUTOMOTIVE</b>	Citroen 2CV				
1 - X:00.000P	6 - 2:00.280	11 - 1:58.750	16 - 2:07.933			
2 - 2:24.031	7 - 3:06.627P	12 - <b>1:53.494</b>	17 - 2:06.131			
3 - 2:04.208	8 - 1:59.864	13 - 3:00.357P	18 - 2:04.827			
4 - 2:03.645	9 - 1:55.017	14 - 2:21.392	19 - 2:03.794			
5 - 2:00.382	10 - 1:54.220	15 - 2:13.174				
<b>40</b>	<b>CRISIS RACING</b>	Citroen 2CV				
1 - 9:15.661	11 - 1:58.016	21 - 2:02.302	31 - 2:05.679			
2 - 2:05.551	12 - 3:15.398P	22 - 2:05.522	32 - 1:58.840			
3 - 2:04.086	13 - 2:10.185	23 - 3:38.443P	33 - <b>1:56.654</b>			
4 - 3:11.111P	14 - 1:59.059	24 - 2:03.371	34 - 1:57.550			
5 - 2:07.425	15 - 2:01.759	25 - 2:01.494	35 - 2:45.483P			
6 - 2:01.339	16 - 3:12.733P	26 - 2:00.959	36 - 2:07.475			
7 - 2:09.470	17 - 2:09.714	27 - 2:01.602	37 - 1:56.982			
8 - 3:01.172P	18 - 2:06.850	28 - 2:02.568	38 - 1:57.929			
9 - 2:10.753	19 - 2:03.859	29 - 2:02.976				
10 - 2:00.608	20 - 2:04.940	30 - 3:08.485P				
<b>42</b>	<b>TURQUOISE TORTOISE</b>	Citroen 2CV				
1 - X:00.000P	6 - X:00.000P	11 - 3:48.871P	16 - 3:37.432P	21 - 1:53.953		
2 - X:00.000P	7 - 2:14.901	12 - 2:20.300	17 - 2:07.754			
3 - 1:57.081	8 - 2:05.189	13 - 2:12.491	18 - 1:56.536			
4 - 1:54.129	9 - 2:06.320	14 - 2:11.454	19 - 1:54.471			
5 - 1:55.603	10 - 2:03.292	15 - 2:12.039	20 - <b>1:53.232</b>			

Weather / Track : Dark / Dry

## 24 Hour 2CV Endurance Race QUALIFYING 2 LAP ANALYSIS - RACE 12

(contd.)

<b>46</b>	<b>GREASE MONKEY RACING</b>	Citroen 2CV											
1 -	9:40.163	6 -	2:03.736	11 -	2:05.284	16 -	2:02.972	21 -	2:00.591	26 -	1:54.861		
2 -	1:59.145	7 -	2:03.870	12 -	1:55.980	17 -	1:58.298	22 -	1:56.387	27 -	1:54.465		
3 -	1:58.625	8 -	1:59.957	13 -	1:56.076	18 -	1:56.012	23 -	1:55.043	28 -	1:54.185		
4 -	2:00.617	9 -	2:03.736	14 -	1:55.487	19 -	1:55.980	24 -	1:54.248	29 -	1:53.759		
5 -	3:06.702P	10 -	3:13.251P	15 -	2:51.361P	20 -	X:00.000P	25 -	1:54.612	30 -	<b>1:53.377</b>		
<b>50</b>	<b>BOSS HOGGS ARMY</b>	Citroen 2CV											
1 -	X:00.000	6 -	2:16.461	11 -	1:56.867	16 -	1:56.266	21 -	1:57.410				
2 -	2:09.827	7 -	2:03.381	12 -	1:55.450	17 -	<b>1:55.336</b>	22 -	2:02.029				
3 -	2:09.120	8 -	2:00.644	13 -	1:55.598	18 -	1:55.611	23 -	2:02.027				
4 -	2:02.906	9 -	3:26.408P	14 -	3:27.226P	19 -	4:51.935P						
5 -	3:31.942P	10 -	2:01.339	15 -	2:04.682	20 -	2:08.825						
<b>54</b>	<b>PRET A BOIRE</b>	Citroen 2CV											
1 -	X:00.000	6 -	1:54.403	11 -	1:56.423	16 -	1:58.782	21 -	1:57.574	26 -	1:58.338	31 -	7:11.765P
2 -	1:55.752	7 -	3:12.418P	12 -	5:29.536P	17 -	2:02.779	22 -	1:56.655	27 -	1:55.738	32 -	1:57.068
3 -	1:55.707	8 -	2:03.234	13 -	2:13.307	18 -	3:16.752P	23 -	1:56.283	28 -	7:42.454P	33 -	<b>1:52.920</b>
4 -	1:54.139	9 -	1:54.711	14 -	2:07.521	19 -	2:01.433	24 -	1:56.610	29 -	1:58.334	34 -	1:55.603
5 -	1:55.128	10 -	1:54.661	15 -	2:06.019	20 -	1:57.674	25 -	4:55.977P	30 -	1:55.124		
<b>60</b>	<b>FOUR LEMONS &amp; ORANGE</b>	Citroen 2CV											
1 -	X:00.000P	6 -	3:39.237P	11 -	1:58.564	16 -	1:57.104						
2 -	2:09.043	7 -	2:06.805	12 -	6:37.974P	17 -	1:57.684						
3 -	<b>1:55.222</b>	8 -	2:04.377	13 -	2:08.382	18 -	1:58.156						
4 -	1:55.459	9 -	1:57.775	14 -	1:58.497								
5 -	1:56.036	10 -	1:58.605	15 -	1:57.659								
<b>61</b>	<b>TETE ROUGE 3</b>	Citroen 2CV											
1 -	X:00.000	6 -	2:18.647	11 -	2:03.604	16 -	1:58.134	21 -	<b>1:52.608</b>	26 -	1:56.632		
2 -	1:58.043	7 -	2:07.589	12 -	2:04.094	17 -	3:55.143P	22 -	X:00.000P	27 -	2:28.634P		
3 -	1:56.461	8 -	2:05.680	13 -	1:58.685	18 -	1:58.605	23 -	1:59.838	28 -	1:57.258		
4 -	1:55.479	9 -	2:00.445	14 -	1:57.746	19 -	1:53.600	24 -	1:55.504	29 -	1:53.679		
5 -	4:40.816P	10 -	3:48.693P	15 -	1:59.991	20 -	1:53.393	25 -	1:53.453	30 -	1:53.112		
<b>67</b>	<b>LUCKY JON RACING</b>	Citroen 2CV											
1 -	8:55.415	6 -	1:55.737	11 -	1:52.875	16 -	<b>1:52.266</b>	21 -	1:52.496				
2 -	2:00.967	7 -	1:56.144	12 -	1:53.756	17 -	3:07.455P	22 -	1:52.684				
3 -	1:58.021	8 -	1:55.444	13 -	1:53.556	18 -	1:56.792	23 -	1:52.891				
4 -	1:56.839	9 -	3:41.875P	14 -	1:52.538	19 -	1:54.791	24 -	1:55.469				
5 -	1:55.676	10 -	1:57.140	15 -	1:52.889	20 -	1:53.388	25 -	1:53.640				

## 24 Hour 2CV Endurance Race QUALIFYING 2 LAP ANALYSIS - RACE 12

(contd.)

<b>68</b>	<b>BR MOTORSPORT</b>	Citroen 2CV					
1 - X:00.000	11 - 1:58.432	21 - 2:11.337	31 - 2:04.555				
2 - 2:05.168	12 - 3:03.720P	22 - 1:58.882	32 - 2:00.543				
3 - 1:59.751	13 - 2:08.496	23 - 1:58.654	33 - 1:59.458				
4 - 1:58.590	14 - 2:04.781	24 - 1:58.749	34 - 1:59.002				
5 - 1:59.675	15 - 2:07.275	25 - 1:57.533	35 - 2:02.516				
6 - 3:10.938P	16 - 2:02.895	26 - <b>1:56.714</b>	36 - 1:59.504				
7 - 2:03.850	17 - 3:07.705P	27 - 2:00.687					
8 - 2:01.791	18 - 2:06.829	28 - 1:59.083					
9 - 1:58.886	19 - 2:04.673	29 - 1:59.479					
10 - 1:58.070	20 - 3:28.021P	30 - 3:36.359P					
<b>69</b>	<b>MRB RACING</b>	Citroen 2CV					
1 - 8:36.674	11 - 1:53.582	21 - 1:54.622	31 - 2:05.008	41 - 2:01.277			
2 - 1:57.574	12 - 1:54.369	22 - 1:52.384	32 - 2:51.297P	42 - 2:01.493			
3 - 1:56.091	13 - 1:53.746	23 - <b>1:52.172</b>	33 - 2:09.484				
4 - 1:54.382	14 - 1:53.175	24 - 3:17.772P	34 - 2:03.277				
5 - 5:18.070P	15 - 3:10.956P	25 - 2:14.361	35 - 2:02.342				
6 - 1:58.641	16 - 2:01.146	26 - 2:05.991	36 - 2:01.067				
7 - 1:54.448	17 - 1:53.513	27 - 2:03.460	37 - 2:01.261				
8 - 1:54.514	18 - 1:52.990	28 - 2:07.143	38 - 2:04.991				
9 - 1:53.922	19 - 1:55.195	29 - 2:06.676	39 - 2:03.400				
10 - 1:54.388	20 - 1:52.385	30 - 2:10.102	40 - 2:01.844				
<b>70</b>	<b>RACEHIRE COM</b>	Citroen 2CV					
1 - X:00.000P	6 - 1:57.213	11 - 1:58.539	16 - 2:58.333P	21 - 2:00.968	26 - 1:57.427		
2 - 3:39.230P	7 - 3:34.308P	12 - 1:57.603	17 - 2:00.214	22 - 1:59.073	27 - 1:57.620		
3 - 2:06.852	8 - 2:02.380	13 - 1:56.537	18 - 1:57.006	23 - 1:56.301	28 - 2:00.613		
4 - 1:58.543	9 - 1:57.198	14 - 1:56.258	19 - X:00.000P	24 - 4:02.010P	29 - 1:56.639		
5 - 1:57.552	10 - 1:57.319	15 - <b>1:55.859</b>	20 - 2:06.316	25 - 2:00.035			
<b>76</b>	<b>AGENT PROVOCATEUR</b>	Citroen 2CV					
1 - 8:51.313	11 - 1:57.171	21 - <b>1:55.302</b>	31 - 1:57.360				
2 - 2:05.934	12 - 1:59.245	22 - 1:55.778	32 - 1:56.979				
3 - 2:04.021	13 - 1:57.288	23 - 1:56.865	33 - 3:45.460P				
4 - 2:02.466	14 - 1:56.602	24 - 1:56.847	34 - 2:01.512				
5 - 4:47.887P	15 - 1:59.037	25 - 1:58.241	35 - 1:56.470				
6 - 2:03.243	16 - 1:55.907	26 - 3:18.242P	36 - 1:56.848				
7 - 2:01.465	17 - 2:00.796	27 - 2:03.326	37 - 1:56.101				
8 - 2:02.743	18 - 2:01.444	28 - 1:57.780	38 - 1:56.450				
9 - 4:09.353P	19 - 3:44.117P	29 - 1:58.817	39 - 1:59.265				
10 - 2:09.330	20 - 2:01.316	30 - 1:56.351	40 - 1:56.332				
<b>77</b>	<b>TWO SMOKING BARRELS</b>	Citroen 2CV					
1 - X:00.000	6 - 2:01.724	11 - 1:54.039	16 - 3:21.720P	21 - 1:54.741	26 - 2:01.061	31 - 1:55.205	
2 - 2:05.031	7 - 2:02.846	12 - 1:54.283	17 - 1:56.521	22 - 1:53.945	27 - 1:56.871	32 - 1:56.075	
3 - 2:03.940	8 - 3:33.273P	13 - 1:55.329	18 - 1:54.135	23 - 1:59.072	28 - 1:56.612	33 - 1:56.732	
4 - 2:04.348	9 - 2:02.292	14 - 1:54.441	19 - 1:54.610	24 - 1:54.462	29 - 1:55.864		
5 - 1:59.309	10 - 1:56.288	15 - 1:53.710	20 - <b>1:53.440</b>	25 - 5:14.910P	30 - 1:55.826		

## 24 Hour 2CV Endurance Race QUALIFYING 2 LAP ANALYSIS - RACE 12

(contd.)


<b>81</b>	<b>THE VIRGIN RACERS</b>	Citroen 2CV							
1 -	8:53.917	6 -	2:14.704	11 -	2:07.759	16 -	2:04.832		
2 -	2:01.456	7 -	2:09.463	12 -	2:04.597	17 -	1:58.414		
3 -	1:59.346	8 -	2:08.141	13 -	2:03.653	18 -	<b>1:56.611</b>		
4 -	1:57.193	9 -	2:06.180	14 -	2:01.690	19 -	1:59.313		
5 -	3:41.989P	10 -	3:35.204P	15 -	3:36.305P	20 -	1:57.502		
<b>88</b>	<b>ECURIE MORVE VERTE</b>	Citroen 2CV							
1 -	8:53.840	11 -	3:46.028P	21 -	1:59.117	31 -	1:55.396		
2 -	2:01.022	12 -	2:13.047	22 -	3:13.583P	32 -	1:55.613		
3 -	2:00.159	13 -	2:03.816	23 -	2:00.233	33 -	3:49.117P		
4 -	1:57.522	14 -	2:00.906	24 -	3:28.320P	34 -	1:57.420		
5 -	<b>1:54.774</b>	15 -	2:01.370	25 -	2:01.543	35 -	1:55.856		
6 -	3:26.228P	16 -	3:01.673P	26 -	X:00.000P	36 -	1:54.835		
7 -	2:24.011	17 -	2:03.929	27 -	2:00.705				
8 -	2:04.631	18 -	1:58.354	28 -	1:55.480				
9 -	2:01.453	19 -	1:57.504	29 -	1:56.638				
10 -	2:07.587	20 -	1:58.270	30 -	1:56.376				
<b>90</b>	<b>TEAM STINGRAY 90</b>	Citroen 2CV							
1 -	9:16.903	11 -	1:58.101	21 -	3:13.026P	31 -	1:50.039		
2 -	1:55.716	12 -	1:56.118	22 -	2:00.712	32 -	<b>1:50.028</b>		
3 -	1:52.128	13 -	1:53.449	23 -	1:54.622	33 -	1:50.798		
4 -	3:39.153P	14 -	1:52.581	24 -	1:52.782	34 -	5:29.754P		
5 -	2:07.053	15 -	1:54.001	25 -	1:52.109	35 -	1:54.333		
6 -	1:58.298	16 -	3:17.987P	26 -	1:52.348	36 -	1:51.843		
7 -	2:01.230	17 -	2:00.186	27 -	1:51.883	37 -	1:52.321		
8 -	1:55.211	18 -	1:53.643	28 -	1:50.883	38 -	1:52.058		
9 -	1:54.744	19 -	1:52.648	29 -	1:51.433	39 -	3:56.510P		
10 -	4:39.122P	20 -	1:51.826	30 -	1:50.731	40 -	1:56.638		
<b>97</b>	<b>TEAM FINE PRINT</b>	Citroen 2CV							
1 -	X:00.000P	6 -	2:06.357	11 -	1:59.503	16 -	1:59.157	21 -	2:00.351
2 -	2:10.587	7 -	2:05.919	12 -	2:07.474	17 -	1:58.375	22 -	2:00.056
3 -	7:19.231P	8 -	3:53.544P	13 -	3:48.986P	18 -	<b>1:58.176</b>	23 -	2:01.917
4 -	2:14.210	9 -	2:11.532	14 -	2:05.435	19 -	4:57.353P	24 -	1:58.991
5 -	2:07.062	10 -	2:01.992	15 -	1:58.763	20 -	2:06.584		
<b>99</b>	<b>HOOZ RAY SIN</b>	Citroen 2CV							
1 -	9:09.182	11 -	1:54.969	21 -	1:54.782	31 -	1:59.193	41 -	1:57.396
2 -	1:55.828	12 -	<b>1:53.794</b>	22 -	1:54.210	32 -	1:58.511	42 -	1:54.568
3 -	1:57.465	13 -	4:13.732P	23 -	1:56.893	33 -	1:58.557	43 -	1:58.651
4 -	1:56.753	14 -	2:12.692	24 -	1:54.682	34 -	1:58.057		
5 -	4:17.006P	15 -	1:54.916	25 -	1:57.485	35 -	1:58.088		
6 -	2:03.658	16 -	1:56.190	26 -	1:54.056	36 -	1:57.144		
7 -	2:00.345	17 -	1:59.687	27 -	1:54.294	37 -	1:57.828		
8 -	1:54.450	18 -	1:56.199	28 -	1:55.359	38 -	1:58.258		
9 -	1:57.149	19 -	1:53.903	29 -	3:32.211P	39 -	1:57.464		
10 -	1:55.632	20 -	1:54.654	30 -	2:03.308	40 -	1:55.810		

# 24 Hour 2CV Endurance Race

## GRID - RACE 12

ROW 17	1:58.594	31 NETWORK SOLUTIONS	
ROW 16	1:57.082	27 RED NOSE SCOTLAND	97 TEAM FINE PRINT
ROW 15	1:56.384	81 THE VIRGIN RACERS	68 BR MOTORSPORT
ROW 14	1:55.033	17 TWIN SNAILS TOO	70 RACEHIRE COM
ROW 13	1:54.036	50 BOSS HOGGS ARMY	76 AGENT PROVOCATEUR
ROW 12	1:53.494	32 AA AUTOMOTIVE	88 ECURIE MORVE VERTE
ROW 11	1:53.331	40 CRISIS RACING	60 FOUR LEMONS ORANGE
ROW 10	1:52.791	46 GREASE MONKEY RACING	9 HOLLIS MOTORSPORT
ROW 9	1:52.597	54 PRET BOIRE	7 FINDLAYS JD NO7
ROW 8	1:52.266	67 LUCKY JON RACING	99 HOOZ RAY SIN
ROW 7	1:51.919	20 TEAM TWIN SNAILS	16 IMBROGLIO RACING
ROW 6	1:51.835	30 TEAM STINKY	77 TWO SMOKING BARRELS
ROW 5	1:51.569	14 SIMPLY THE BREAST	61 TETE ROUGE
ROW 4	1:50.028	90 TEAM STINGRAY 90	69 MRB RACING
ROW 3	1:49.616	13 TETE ROUGE	42 TURQUOISE TORTOISE
ROW 2	1:47.895	5 TEAM TIGGER	2 ROCKET DOG RACING
ROW 1	1:47.607	28 TETE ROUGE	4 TEAM GADGET RACING

**POLE**



Weather / Track : Dark / Dry

These results are provisional until the conclusion of any judicial and technical matters.

Snetterton

Circuit Length = 1.9520 miles.

Start: 21:30 End: 23:00

Clerk of Course		Timekeeper:
-----------------	--	-------------

## 24 Hour 2CV Endurance Race COMBINED QUALIFYING - RACE 12

POS	NO	CL	TEAM	NAT	CAR	FIRST		SECOND		GAP
						TIME	LAPS	TIME	LAPS	
1	28		TETE ROUGE 1		Citroen 2CV	1:47.607	23	1:49.226	38	
2	4		TEAM GADGET RACING		Citroen 2CV	1:47.755	21	1:48.049	35	0.148
3	5		TEAM TIGGER		Citroen 2CV	1:47.895	22	1:49.817	29	0.288
4	2		ROCKET DOG RACING		Citroen 2CV	1:49.417	23	1:52.256	18	1.810
5	13		TETE ROUGE 2		Citroen 2CV	1:49.616	23	1:51.838	38	2.009
6	42		TURQUOISE TORTOISE		Citroen 2CV	1:49.948	11	1:53.232	21	2.341
7	90		TEAM STINGRAY 90		Citroen 2CV	1:51.323	15	1:50.028	40	2.421
8	69		MRB RACING		Citroen 2CV	1:50.214	18	1:52.172	42	2.607
9	14		SIMPLY THE BREAST		Citroen 2CV	1:53.423	22	1:51.569	39	3.962
10	61		TETE ROUGE 3		Citroen 2CV	1:51.750	17	1:52.608	30	4.143
11	30		TEAM STINKY		Citroen 2CV	1:51.835	22	1:52.820	34	4.228
12	77		TWO SMOKING BARRELS		Citroen 2CV	1:51.917	22	1:53.440	33	4.310
13	20		TEAM TWIN SNAILS		Citroen 2CV	1:51.919	19	1:52.849	38	4.312
14	16		IMBROGLIO RACING		Citroen 2CV	1:52.577	22	1:52.004	30	4.397
15	67		LUCKY JON RACING		Citroen 2CV	1:52.676	21	1:52.266	25	4.659
16	99		HOOZ RAY SIN		Citroen 2CV	1:52.431	15	1:53.794	43	4.824
17	54		PRET A BOIRE		Citroen 2CV	1:52.597	21	1:52.920	34	4.990
18	7		FINDLAYS JD NO7		Citroen 2CV	1:52.606	21	1:54.865	35	4.999
19	46		GREASE MONKEY RACING		Citroen 2CV	1:52.791	23	1:53.377	30	5.184
20	9		HOLLIS MOTORSPORT		Citroen 2CV		0	1:53.116	32	5.509
21	40		CRISIS RACING		Citroen 2CV	1:53.331	21	1:56.654	38	5.724
22	60		FOUR LEMONS & ORANGE		Citroen 2CV	1:53.364	21	1:55.222	18	5.757
23	32		AA AUTOMOTIVE		Citroen 2CV	1:54.011	21	1:53.494	19	5.887
24	88		ECURIE MORVE VERTE		Citroen 2CV	1:53.776	21	1:54.774	36	6.169
25	50		BOSS HOGGS ARMY		Citroen 2CV	1:54.036	21	1:55.336	23	6.429
26	76		AGENT PROVOCATEUR		Citroen 2CV	1:55.000	22	1:55.302	40	7.393
27	17		TWIN SNAILS TOO		Citroen 2CV	1:55.033	20	1:57.302	30	7.426
28	70		RACEHIRE COM		Citroen 2CV	1:55.900	14	1:55.859	29	8.252
29	81		THE VIRGIN RACERS		Citroen 2CV	1:56.384	21	1:56.611	20	8.777
30	68		BR MOTORSPORT		Citroen 2CV	1:56.753	16	1:56.714	36	9.107
31	27		RED NOSE SCOTLAND		Citroen 2CV	1:57.082	19	1:58.678	27	9.475
32	97		TEAM FINE PRINT		Citroen 2CV	1:57.167	20	1:58.176	24	9.560
33	31		NETWORK SOLUTIONS		Citroen 2CV	1:58.594	21	2:02.066	16	10.987

Weather / Track : Dark / Dry

These results are provisional until the conclusion of any judicial and technical matters.

Snetterton

Circuit Length = 1.9520 miles.

Start: 21:30 End: 23:00

Clerk of Course	Timekeeper:
-----------------	-------------

# BARC Westfield Sportscar Championship iaw Avon T

## QUALIFYING - RACE 9

POS	NO	CL	NAME	NAT	ENTRY	TIME	LAPS	GAP	MPH
1	36		Jonathan YOUNG		Westfield Zetec	1:18.261	6		89.79
2	2		Nick FLOWERS		Westfield Zetec	1:19.165	11	0.904	88.76
3	81		Dider PRONGUE		Westfield Zetec	1:19.374	11	1.113	88.53
4	18		Troy ROBINSON		Westfield Zetec	1:19.554	11	1.293	88.33
5	4		Matthew FLOWERS		Westfield Zetec	1:19.655	11	1.394	88.22
6	21		Andy MOWBRAY		Westfield Zetec	1:19.699	11	1.438	88.17
7	14		Seamus HARDING		Westfield Zetec	1:21.103	11	2.842	86.64
8	24		Simon PRYKE		Westfield Zetec	1:21.138	11	2.877	86.60
9	22		Geoff FAIRBURN		Westfield Zetec	1:21.456	11	3.195	86.27
10	71		Martin GARTSIDE		Westfield Zetec	1:22.220	11	3.959	85.46
11	20		Peter DAGLISH		Westfield Zetec	1:22.415	11	4.154	85.26
12	12		Thomas ROBINSON		Westfield Zetec	1:23.247	5	4.986	84.41
13	23		Paul TABERNER		Westfield Zetec	1:24.412	11	6.151	83.24
14	42		Brian SMALL		Westfield Zetec	1:25.626	2	7.365	82.06

Weather / Track : Sunny / Dry

These results are provisional until the conclusion of any judicial and technical matters.

Snetterton

Circuit Length = 1.9520 miles.

Start: 10:20 End: 10:35

Clerk of Course

Timekeeper:

**BARC Westfield Sportscar Championship iaw Avon T  
QUALIFYING LAP ANALYSIS - RACE 9**

<b>2</b>	<b>Nick FLOWERS</b>	Westfield Zetec
1 - 7:29.780	6 - 1:21.957	11 - <b>1:19.165</b>
2 - 1:21.552	7 - 1:25.038	
3 - 1:20.876	8 - 1:27.451	
4 - 1:19.545	9 - 1:22.712	
5 - 1:19.786	10 - 1:19.612	
<b>4</b>	<b>Matthew FLOWERS</b>	Westfield Zetec
1 - 7:30.212	6 - 1:19.894	11 - 1:20.031
2 - 1:22.208	7 - 1:19.939	
3 - 1:23.911	8 - 1:20.694	
4 - 1:19.960	9 - 1:19.952	
5 - 1:19.766	10 - <b>1:19.655</b>	
<b>12</b>	<b>Thomas ROBINSON</b>	Westfield Zetec
1 - 7:38.999		
2 - 4:29.698		
3 - 1:30.238		
4 - 1:23.513		
5 - <b>1:23.247</b>		
<b>14</b>	<b>Seamus HARDING</b>	Westfield Zetec
1 - 7:36.648	6 - 1:28.785	11 - <b>1:21.103</b>
2 - 1:25.438	7 - 1:22.346	
3 - 1:21.945	8 - 1:23.360	
4 - 1:23.154	9 - 1:24.169	
5 - 1:22.043	10 - 1:21.901	
<b>18</b>	<b>Troy ROBINSON</b>	Westfield Zetec
1 - 7:31.739	6 - 1:39.669	11 - 1:19.957
2 - 1:21.880	7 - 1:20.490	
3 - 1:21.322	8 - 1:20.770	
4 - <b>1:19.554</b>	9 - 1:26.875	
5 - 1:19.990	10 - 1:20.027	
<b>20</b>	<b>Peter DAGLISH</b>	Westfield Zetec
1 - 7:34.129	6 - 1:24.721	11 - 1:27.971
2 - 1:25.240	7 - 1:23.111	
3 - 1:23.978	8 - 1:22.425	
4 - 1:24.244	9 - 1:24.606	
5 - <b>1:22.415</b>	10 - 1:23.017	
<b>21</b>	<b>Andy MOWBRAY</b>	Westfield Zetec
1 - 7:26.404	6 - 1:21.600	11 - 1:20.045
2 - 1:24.010	7 - 1:21.726	
3 - 1:21.714	8 - 1:21.770	
4 - 1:20.379	9 - 1:19.950	
5 - <b>1:19.699</b>	10 - 1:20.758	

# BARC Westfield Sportscar Championship iaw Avon T


## QUALIFYING LAP ANALYSIS - RACE 9

(contd.)

<b>22</b>	<b>Geoff FAIRBURN</b>	Westfield Zetec
1 - 7:40.500	6 - 1:22.919	11 - 1:21.960
2 - 1:24.605	7 - <b>1:21.456</b>	
3 - 1:24.749	8 - 1:22.075	
4 - 1:22.893	9 - 1:23.217	
5 - 1:23.078	10 - 1:22.081	
<b>23</b>	<b>Paul TABERNER</b>	Westfield Zetec
1 - 7:31.211	6 - 1:25.121	11 - <b>1:24.412</b>
2 - 1:30.868	7 - 1:24.593	
3 - 1:29.571	8 - 1:24.717	
4 - 1:26.281	9 - 1:24.946	
5 - 1:25.849	10 - 1:24.414	
<b>24</b>	<b>Simon PRYKE</b>	Westfield Zetec
1 - 7:35.880	6 - 1:21.438	11 - 1:25.395
2 - 1:24.945	7 - <b>1:21.138</b>	
3 - 1:31.680	8 - 1:24.103	
4 - 1:22.143	9 - 1:24.873	
5 - 1:21.993	10 - 1:31.448	
<b>36</b>	<b>Jonathan YOUNG</b>	Westfield Zetec
1 - 7:33.639	6 - 1:18.825	
2 - 1:20.618		
3 - 1:20.760		
4 - 1:18.938		
5 - <b>1:18.261</b>		
<b>42</b>	<b>Brian SMALL</b>	Westfield Zetec
1 - 7:25.598		
2 - <b>1:25.626</b>		
<b>71</b>	<b>Martin GARTSIDE</b>	Westfield Zetec
1 - 7:34.338	6 - 1:22.692	11 - 1:23.677
2 - 1:33.289	7 - 1:23.315	
3 - 1:29.179	8 - 1:22.738	
4 - 1:24.363	9 - 1:27.223	
5 - 1:23.585	10 - <b>1:22.220</b>	
<b>81</b>	<b>Dider PRONGUE</b>	Westfield Zetec
1 - 7:34.342	6 - 1:19.673	11 - 1:19.596
2 - 1:21.020	7 - 1:19.664	
3 - 1:20.453	8 - 1:25.821	
4 - 1:19.494	9 - 1:21.192	
5 - <b>1:19.374</b>	10 - 1:20.154	

# BARC Westfield Sportscar Championship iaw Avon T

## GRID - RACE 9

ROW 7	1:24.412 23   TABERNER	1:25.626 42   SMALL
ROW 6	1:22.415 20   DAGLISH	1:23.247 12   ROBINSON
ROW 5	1:21.456 22   FAIRBURN	1:22.220 71   GARTSIDE
ROW 4	1:21.103 14   HARDING	1:21.138 24   PRYKE
ROW 3	1:19.655 4   FLOWERS	1:19.699 21   MOWBRAY
ROW 2	1:19.374 81   PRONGUE	1:19.554 18   ROBINSON
ROW 1	1:18.261 36   YOUNG	1:19.165 2   FLOWERS
<b>POLE</b>		
		

**Weather / Track : Sunny / Dry**  
**These results are provisional until the conclusion of any judicial and technical matters.**

Snetterton  
 Circuit Length = 1.9520 miles.  
 Start: 10:20 End: 10:35

Clerk of Course	Timekeeper:
-----------------	-------------

## 24 Hour 2CV Endurance Race

### FREE PRACTICE 2 - RACE 12

POS	NO	CL	TEAM	NAT	CAR	TIME	LAPS	GAP	MPH
1	4		TEAM GADGET RACING		Citroen 2CV	1:47.629	7		65.29
2	5		TEAM TIGGER		Citroen 2CV	1:48.809	11	1.180	64.58
3	13		TETE ROUGE 2		Citroen 2CV	1:50.696	8	3.067	63.48
4	99		HOOZ RAY SIN		Citroen 2CV	1:50.795	9	3.166	63.42
5	14		SIMPLY THE BREAST		Citroen 2CV	1:50.855	16	3.226	63.39
6	16		IMBROGLIO RACING		Citroen 2CV	1:50.871	7	3.242	63.38
7	28		TETE ROUGE 1		Citroen 2CV	1:50.892	13	3.263	63.37
8	2		ROCKET DOG RACING		Citroen 2CV	1:51.154	16	3.525	63.22
9	77		TWO SMOKING BARRELS		Citroen 2CV	1:51.424	10	3.795	63.06
10	46		GREASE MONKEY RACING		Citroen 2CV	1:51.611	6	3.982	62.96
11	54		PRET A BOIRE		Citroen 2CV	1:52.597	11	4.968	62.41
12	30		TEAM STINKY		Citroen 2CV	1:52.624	13	4.995	62.39
13	68		BR MOTORSPORT		Citroen 2CV	1:52.950	9	5.321	62.21
14	61		TETE ROUGE 3		Citroen 2CV	1:53.101	11	5.472	62.13
15	70		RACEHIRE COM		Citroen 2CV	1:53.697	9	6.068	61.80
16	9		HOLLIS MOTORSPORT		Citroen 2CV	1:53.915	8	6.286	61.68
17	7		FINDLAYS JD NO7		Citroen 2CV	1:54.077	11	6.448	61.60
18	81		THE VIRGIN RACERS		Citroen 2CV	1:54.542	13	6.913	61.35
19	27		RED NOSE SCOTLAND		Citroen 2CV	1:54.911	6	7.282	61.15
20	88		ECURIE MORVE VERTE		Citroen 2CV	1:55.379	12	7.750	60.90
21	31		NETWORK SOLUTIONS		Citroen 2CV	1:55.405	4	7.776	60.89
22	69		MRB RACING		Citroen 2CV	1:55.704	13	8.075	60.73
23	97		TEAM FINE PRINT		Citroen 2CV	1:56.171	5	8.542	60.49
24	17		TWIN SNAILS TOO		Citroen 2CV	1:56.431	8	8.802	60.35
25	76		AGENT PROVOCATEUR		Citroen 2CV	1:58.687	12	11.058	59.20
26	40		CRISIS RACING		Citroen 2CV	2:00.016	6	12.387	58.55

Weather / Track : Sunny / Dry  
 These results are provisional until the conclusion of any judicial and technical matters.

Snetterton  
 Circuit Length = 1.9520 miles.  
 Start: 10:45 End: 11:15

Clerk of Course	Timekeeper:
-----------------	-------------

## 24 Hour 2CV Endurance Race

### FREE PRACTICE 2 LAP ANALYSIS - RACE 12

<b>2</b>	<b>ROCKET DOG RACING</b>	Citroen 2CV					
1 -	7:39.470	6 -	1:53.710	11 -	1:53.945	16 -	<b>1:51.154</b>
2 -	1:58.260	7 -	1:52.511	12 -	1:52.788		
3 -	1:54.409	8 -	1:52.038	13 -	1:52.457		
4 -	1:52.949	9 -	1:52.920	14 -	1:51.908		
5 -	1:52.913	10 -	1:52.789	15 -	1:53.175		
<b>4</b>	<b>TEAM GADGET RACING</b>	Citroen 2CV					
1 -	8:12.323	6 -	1:47.723				
2 -	2:04.059	7 -	1:48.042				
3 -	1:52.529						
4 -	<b>1:47.629</b>						
5 -	1:49.424						
<b>5</b>	<b>TEAM TIGGER</b>	Citroen 2CV					
1 -	7:44.479	6 -	7:52.588	11 -	1:49.252		
2 -	1:50.741	7 -	1:49.437				
3 -	1:49.125	8 -	1:49.055				
4 -	1:48.897	9 -	<b>1:48.809</b>				
5 -	1:48.927	10 -	1:49.563				
<b>7</b>	<b>FINDLAYS JD NO7</b>	Citroen 2CV					
1 -	9:43.756	6 -	1:55.196	11 -	1:54.210		
2 -	1:56.573	7 -	1:55.242				
3 -	1:54.669	8 -	1:54.500				
4 -	1:54.362	9 -	1:54.205				
5 -	8:27.196	10 -	<b>1:54.077</b>				
<b>9</b>	<b>HOLLIS MOTORSPORT</b>	Citroen 2CV					
1 -	X:00.000	6 -	1:54.704				
2 -	1:55.224	7 -	7:20.910				
3 -	6:43.895	8 -	<b>1:53.915</b>				
4 -	1:54.614						
5 -	1:55.635						
<b>13</b>	<b>TETE ROUGE 2</b>	Citroen 2CV					
1 -	6:57.227	6 -	1:52.053				
2 -	1:53.623	7 -	<b>1:50.696</b>				
3 -	1:52.735	8 -	1:52.876				
4 -	1:52.350						
5 -	5:55.803						
<b>14</b>	<b>SIMPLY THE BREAST</b>	Citroen 2CV					
1 -	6:57.096	6 -	1:51.123	11 -	1:52.152	16 -	1:52.111
2 -	1:52.704	7 -	1:52.240	12 -	1:51.624		
3 -	1:52.809	8 -	1:52.622	13 -	1:52.657		
4 -	1:53.537	9 -	1:52.676	14 -	1:52.397		
5 -	<b>1:50.855</b>	10 -	1:51.140	15 -	1:53.030		

## 24 Hour 2CV Endurance Race

### FREE PRACTICE 2 LAP ANALYSIS - RACE 12

(contd.)

<b>16</b>	<b>IMBROGLIO RACING</b>	Citroen 2CV	
1 -	6:50.829	6 - X:00.000	
2 -	1:53.643	7 - 1:52.643	
3 -	1:53.228		
4 -	1:52.121		
5 -	<b>1:50.871</b>		
<b>17</b>	<b>TWIN SNAILS TOO</b>	Citroen 2CV	
1 -	X:00.000	6 - 1:58.730	
2 -	1:56.658	7 - 7:55.294	
3 -	<b>1:56.431</b>	8 - 1:56.912	
4 -	7:57.402		
5 -	2:00.068		
<b>27</b>	<b>RED NOSE SCOTLAND</b>	Citroen 2CV	
1 -	X:00.000	6 - <b>1:54.911</b>	
2 -	1:58.644		
3 -	1:57.411		
4 -	1:59.501		
5 -	1:56.650		
<b>28</b>	<b>TETE ROUGE 1</b>	Citroen 2CV	
1 -	X:00.000	6 - 4:41.700	11 - 1:52.716
2 -	1:52.184	7 - 1:52.453	12 - 1:52.603
3 -	1:51.719	8 - 1:52.535	13 - 1:51.681
4 -	1:51.464	9 - 1:52.080	
5 -	<b>1:50.892</b>	10 - 1:52.414	
<b>30</b>	<b>TEAM STINKY</b>	Citroen 2CV	
1 -	X:00.000	6 - 1:52.697	11 - 1:55.413
2 -	1:54.533	7 - <b>1:52.624</b>	12 - 1:53.675
3 -	1:53.122	8 - 5:07.686	13 - 1:54.776
4 -	1:54.712	9 - 1:53.904	
5 -	1:52.941	10 - 1:55.900	
<b>31</b>	<b>NETWORK SOLUTIONS</b>	Citroen 2CV	
1 -	X:00.000		
2 -	1:56.620		
3 -	X:00.000		
4 -	<b>1:55.405</b>		
<b>40</b>	<b>CRISIS RACING</b>	Citroen 2CV	
1 -	X:00.000	6 - X:00.000	
2 -	2:00.421		
3 -	2:02.219		
4 -	2:00.794		
5 -	<b>2:00.016</b>		

## 24 Hour 2CV Endurance Race

### FREE PRACTICE 2 LAP ANALYSIS - RACE 12

(contd.)

<b>46</b>	<b>GREASE MONKEY RACING</b>	Citroen 2CV
1 - 9:59.171	6 - 1:53.690	
2 - 1:53.402		
3 - <b>1:51.611</b>		
4 - 1:52.930		
5 - 1:52.552		
<b>54</b>	<b>PRET A BOIRE</b>	Citroen 2CV
1 - 9:25.983	6 - 1:53.621	11 - 1:53.831
2 - 1:57.245	7 - 1:53.917	
3 - 1:53.799	8 - 1:52.977	
4 - 1:53.408	9 - 1:53.141	
5 - 5:50.702	10 - <b>1:52.597</b>	
<b>61</b>	<b>TETE ROUGE 3</b>	Citroen 2CV
1 - X:00.000	6 - 1:55.757	11 - <b>1:53.101</b>
2 - 2:04.438	7 - 1:55.134	
3 - 1:56.962	8 - 1:54.608	
4 - 1:55.940	9 - 5:28.405	
5 - 1:57.159	10 - 1:53.666	
<b>68</b>	<b>BR MOTORSPORT</b>	Citroen 2CV
1 - 7:01.170	6 - 9:23.724	
2 - 2:00.499	7 - <b>1:52.950</b>	
3 - 1:57.961	8 - 1:53.550	
4 - 1:56.402	9 - 1:53.203	
5 - 1:56.373		
<b>69</b>	<b>MRB RACING</b>	Citroen 2CV
1 - X:00.000	6 - 1:55.788	11 - 1:56.276
2 - 1:58.072	7 - 1:55.723	12 - 1:56.078
3 - 1:58.954	8 - 1:56.115	13 - 1:55.873
4 - 1:57.174	9 - <b>1:55.704</b>	
5 - 1:57.882	10 - 1:56.097	
<b>70</b>	<b>RACEHIRE COM</b>	Citroen 2CV
1 - 8:05.702	6 - 8:52.471	
2 - 1:54.586	7 - 1:55.282	
3 - <b>1:53.697</b>	8 - 4:41.986	
4 - 1:57.198	9 - 1:54.780	
5 - 5:06.559		
<b>76</b>	<b>AGENT PROVOCATEUR</b>	Citroen 2CV
1 - 6:55.916	6 - 1:59.554	11 - 1:59.278
2 - 1:58.713	7 - 2:00.458	12 - 1:58.885
3 - 5:25.492	8 - 2:00.043	
4 - 2:00.518	9 - 1:59.662	
5 - 5:15.539	10 - <b>1:58.687</b>	

## 24 Hour 2CV Endurance Race

### FREE PRACTICE 2 LAP ANALYSIS - RACE 12

(contd.)

<b>77</b>	<b>TWO SMOKING BARRELS</b>	Citroen 2CV
1 -	6:51.366	6 - 1:52.325
2 -	1:53.859	7 - 1:53.266
3 -	1:53.702	8 - 1:53.434
4 -	1:52.526	9 - 1:52.927
5 -	1:52.949	10 - <b>1:51.424</b>
<b>81</b>	<b>THE VIRGIN RACERS</b>	Citroen 2CV
1 -	X:00.000	6 - 1:56.124
2 -	1:58.837	7 - 1:55.235
3 -	1:55.726	8 - 1:54.716
4 -	1:56.087	9 - 1:56.290
5 -	1:55.750	10 - 1:56.629
11 -	1:56.447	12 - 1:55.328
		13 - <b>1:54.542</b>
<b>88</b>	<b>ECURIE MORVE VERTE</b>	Citroen 2CV
1 -	7:54.145	6 - 1:56.700
2 -	1:58.377	7 - 1:55.436
3 -	1:56.612	8 - 4:53.495
4 -	1:56.172	9 - 1:57.711
5 -	<b>1:55.379</b>	10 - 1:55.406
<b>97</b>	<b>TEAM FINE PRINT</b>	Citroen 2CV
1 -	X:00.000	
2 -	1:56.940	
3 -	1:56.397	
4 -	<b>1:56.171</b>	
5 -	1:56.402	
<b>99</b>	<b>HOOZ RAY SIN</b>	Citroen 2CV
1 -	8:24.367	6 - 5:27.896
2 -	1:54.294	7 - <b>1:50.795</b>
3 -	4:51.013	8 - 1:50.884
4 -	4:58.883	9 - 1:50.800
5 -	4:48.401	

# Caterham Graduate Championship - Mega Graduate C

## RACE CLASSIFICATION - RACE 8

POS	NO	CL	DRIVER	NAT	CAR	TIME	LAPS	GAP	MPH	BEST
1	14		Guy HALLEY		Caterham	20:13.431	15		86.86	1:19.536
2	38		Matthew GILLBANKS		Caterham	20:22.297	15	8.866	86.23	1:20.047
3	8		Paul HUDSON		Caterham	20:22.300	15	8.869	86.23	1:19.663
4	44		Riki NASH		Caterham	20:22.756	15	9.325	86.20	1:19.656
5	5		Stuart SIMPSON		Caterham	20:23.217	15	9.786	86.17	1:19.499
6	47		David O'CARROLL		Caterham	20:24.956	15	11.525	86.05	1:19.908
7	9		Mike WELBURN		Caterham	20:27.514	15	14.083	85.87	1:20.513
8	6		Michael THORNHILL		Caterham	20:35.907	15	22.476	85.28	1:20.520
9	19		Tim JUMP		Caterham	20:36.246	15	22.815	85.26	1:20.560
10	28		Chris FOX		Caterham	20:36.556	15	23.125	85.24	1:21.151
11	13		Michael j FESEMEYER		Caterham	20:36.660	15	23.229	85.23	1:20.920
12	4		Nick FROST		Caterham	20:37.897	15	24.466	85.15	1:20.474
13	41		Christopher BATTEN		Caterham	20:43.426	15	29.995	84.77	1:20.541
14	17		Tom OVERTON		Caterham	20:43.432	15	30.001	84.77	1:21.039
15	20		Franek s LOW		Caterham	20:47.970	15	34.539	84.46	1:21.391
16	22		Danny NASH		Caterham	21:05.034	15	51.603	83.32	1:20.994
17	21		Keith PENNINGTON		Caterham	21:05.122	15	51.691	83.31	1:21.705
18	49		Simon WEDGEWOOD		Caterham	21:06.297	15	52.866	83.24	1:21.625
19	18		Iain MILLIGAN		Caterham	21:08.251	15	54.820	83.11	1:22.724
20	27		James BARLOW		Caterham	21:21.484	15	1:08.053	82.25	1:21.268
21	33		Ian ATKINSON		Caterham	21:21.636	15	1:08.205	82.24	1:22.514
22	40		Chris AWCOCK		Caterham	21:22.855	15	1:09.424	82.16	1:23.203
23	12		Mark HARRISON		Caterham	21:23.078	15	1:09.647	82.15	1:23.263
24	157	S	Ben ROCKEY		Caterham	21:23.276	15	1:09.845	82.14	1:22.822
25	23		Louis REDSHAW		Caterham	21:24.132	15	1:10.701	82.08	1:23.098
26	24		Nick WOODS		Caterham	21:39.657	15	1:26.226	81.10	1:24.053
27	32		Declan DOLAN		Caterham	20:13.632	14	1 LAP	81.06	1:20.848
28	36		Alison FORMSTONE		Caterham	20:19.733	14	1 LAP	80.65	1:24.233
29	191	S	Joe CAMPBELL		Caterham	20:26.279	14	1 LAP	80.22	1:25.320
30	180	S	S HENNIKER-SMITH		Caterham	20:26.425	14	1 LAP	80.21	1:25.237
31	125	S	Matt WALTHAM		Caterham	20:27.050	14	1 LAP	80.17	1:25.035
32	170	S	Richard IRVING		Caterham	20:27.261	14	1 LAP	80.16	1:23.833
33	169	S	Trevor CLARKE		Caterham	20:30.768	14	1 LAP	79.93	1:24.632
34	31		James WALKER		Caterham	20:51.987	14	1 LAP	78.58	1:20.346
35	115	S	Daniel CRONSHAW		Caterham	21:06.297	14	1 LAP	77.69	1:27.026

### NOT CLASSIFIED

2			Martin AMISON		Caterham	12:19.242	9	D.N.F.	85.55	1:19.452
26			Glyn DAVIES		Caterham	7:53.928	4	D.N.F.	59.31	1:24.660

### FASTEST LAP

2			Martin AMISON		Caterham	1:19.452	6	88.44mph	142.33kph
157	S		Ben ROCKEY		Caterham	1:22.822	15	84.84mph	136.54kph

Weather / Track : Sunny / Dry  
 These results are provisional until the conclusion of any judicial and technical matters.

Snetterton  
 Circuit Length = 1.9520 miles.  
 Start: 11:32 End: 11:52

Clerk of Course	Timekeeper:
-----------------	-------------

# Caterham Graduate Championship - Mega Graduate C

## LAP CHART - RACE 8

Lap 1			Lap 2			Lap 3			Lap 4			Lap 5		
No	Behind	Laptime	No	Behind	Laptime	No	Behind	Laptime	No	Behind	Laptime	No	Behind	Laptime
44		1:28.296	14		1:20.910	14		1:20.573	14		1:20.473	14		1:20.459
14	0.167	1:28.463	44	1.050	1:22.127	38	1.292	1:20.376	8	1.800	1:20.223	38	2.021	1:20.252
38	0.552	1:28.848	38	1.489	1:22.014	44	1.424	1:20.947	38	2.228	1:21.409	8	2.077	1:20.736
8	0.615	1:28.911	8	1.537	1:21.999	8	2.050	1:21.086	44	2.440	1:21.489	44	2.550	1:20.569
9	0.812	1:29.108	9	1.868	1:22.133	9	2.306	1:21.011	9	3.264	1:21.431	5	3.567	1:20.730
27	1.330	1:29.626	27	2.391	1:22.138	5	2.562	1:20.507	5	3.296	1:21.207	2	4.028	1:20.383
5	2.135	1:30.431	5	2.628	1:21.570	47	3.551	1:21.140	47	3.755	1:20.677	9	4.660	1:21.855
47	2.581	1:30.877	47	2.984	1:21.480	27	4.047	1:22.229	2	4.104	1:20.493	47	4.951	1:21.655
6	3.645	1:31.941	2	3.517	1:20.815	2	4.084	1:21.140	27	5.861	1:22.287	27	6.670	1:21.268
2	3.779	1:32.075	32	4.984	1:22.196	32	5.927	1:21.516	6	8.271	1:21.780	28	9.566	1:21.163
32	3.865	1:32.161	6	5.443	1:22.875	19	6.228	1:21.173	19	8.583	1:22.828	19	9.933	1:21.809
19	4.213	1:32.509	19	5.628	1:22.492	6	6.964	1:22.094	28	8.862	1:21.938	6	9.985	1:22.173
20	4.727	1:33.023	20	6.281	1:22.631	28	7.397	1:21.621	20	10.095	1:22.613	20	11.088	1:21.452
28	5.151	1:33.447	28	6.349	1:22.275	20	7.955	1:22.247	4	10.618	1:22.526	4	11.432	1:21.273
13	5.166	1:33.462	4	6.783	1:22.065	4	8.565	1:22.355	13	10.977	1:21.487	13	11.969	1:21.451
4	5.795	1:34.091	13	7.077	1:22.988	13	9.963	1:23.459	41	12.658	1:22.485	31	12.714	1:20.346
41	6.185	1:34.481	31	7.469	1:21.910	41	10.646	1:23.046	31	12.827	1:21.509	41	13.896	1:21.697
31	6.636	1:34.932	41	8.173	1:23.065	17	10.761	1:22.503	17	13.210	1:22.922	17	14.692	1:21.941
17	7.153	1:35.449	17	8.831	1:22.755	31	11.791	1:24.895	21	18.986	1:24.204	21	21.500	1:22.973
49	7.408	1:35.704	22	10.845	1:23.976	22	12.077	1:21.805	18	19.659	1:24.432	18	22.222	1:23.022
26	7.750	1:36.046	49	11.043	1:24.712	49	12.780	1:22.310	22	23.763	1:32.159	22	26.620	1:23.316
22	7.946	1:36.242	26	11.333	1:24.660	21	15.255	1:23.861	49	26.100	1:33.793	49	29.062	1:23.421
21	9.456	1:37.752	21	11.967	1:23.588	18	15.700	1:23.952	12	27.843	1:25.815	12	31.269	1:23.885
18	9.990	1:38.286	18	12.321	1:23.408	26	21.291	1:30.531	40	29.697	1:25.951	40	33.394	1:24.156
24	10.088	1:38.384	12	17.736	1:26.782	12	22.501	1:25.338	23	30.070	1:24.870	33	33.444	1:23.250
36	10.785	1:39.081	40	19.682	1:26.446	40	24.219	1:25.110	33	30.653	1:26.367	23	34.589	1:24.978
12	12.031	1:40.327	157	20.715	1:26.310	33	24.759	1:23.583	157	30.723	1:25.022	157	35.202	1:24.938
23	13.530	1:41.826	23	20.775	1:28.322	23	25.673	1:25.471	191	31.854	1:25.526	191	37.325	1:25.930
40	14.313	1:42.609	33	21.749	1:26.442	157	26.174	1:26.032	125	32.051	1:25.349	125	37.734	1:26.142
191	15.059	1:43.355	191	22.054	1:28.072	191	26.801	1:25.320	180	34.140	1:26.145	180	40.290	1:26.609
125	15.270	1:43.566	125	22.481	1:28.288	125	27.175	1:25.267	24	36.266	1:24.508	24	40.900	1:25.093
157	15.482	1:43.778	180	23.527	1:27.955	180	28.468	1:25.514	170	37.781	1:27.540	170	43.531	1:26.209
33	16.384	1:44.680	170	24.255	1:28.432	170	30.714	1:27.032	169	39.475	1:27.555	36	43.919	1:24.873
180	16.649	1:44.945	169	25.693	1:29.242	24	32.231	1:24.654	36	39.505	1:25.828	169	46.509	1:27.493
170	16.900	1:45.196	24	28.150	1:39.139	169	32.393	1:27.273	115	50.142	1:29.284	115	58.328	1:28.645
169	17.528	1:45.824	36	28.375	1:38.667	36	34.150	1:26.348	32	58.393	2:12.939P	26	1 LAP	3:22.691P
115	19.774	1:48.070	115	32.242	1:33.545	115	41.331	1:29.662				32	1:07.142	1:29.208

# Caterham Graduate Championship - Mega Graduate C

## LAP CHART - RACE 8

(contd.)

Lap 6			Lap 7			Lap 8			Lap 9			Lap 10		
No	Behind	Laptime	No	Behind	Laptime	No	Behind	Laptime	No	Behind	Laptime	No	Behind	Laptime
14		1:20.438	14		1:19.920	14		1:19.844	14		1:20.158	14		1:20.390
44	1.961	1:19.849	8	2.109	1:19.663	2	2.853	1:20.085	115	1 LAP	1:28.461	8	3.846	1:20.455
8	2.366	1:20.727	44	2.193	1:20.152	8	2.973	1:20.708	38	3.529	1:20.074	38	4.239	1:21.100
38	2.999	1:21.416	2	2.612	1:19.490	38	3.613	1:20.331	8	3.781	1:20.966	5	4.330	1:20.702
2	3.042	1:19.452	38	3.126	1:20.047	5	4.157	1:20.673	5	4.018	1:20.019	44	4.431	1:20.584
5	3.749	1:20.620	5	3.328	1:19.499	44	4.739	1:22.390	44	4.237	1:19.656	47	7.386	1:20.124
47	4.963	1:20.450	47	4.951	1:19.908	47	6.967	1:21.860	47	7.652	1:20.843	9	9.661	1:21.933
9	5.545	1:21.323	9	6.138	1:20.513	9	7.401	1:21.107	2	8.004	1:25.309	115	1 LAP	1:29.977
27	7.666	1:21.434	27	12.352	1:24.606	28	14.436	1:21.806	9	8.118	1:20.875	28	17.510	1:21.847
28	10.462	1:21.334	28	12.474	1:21.932	27	14.509	1:22.001	28	16.053	1:21.775	6	18.790	1:22.510
6	11.236	1:21.689	6	12.715	1:21.399	6	14.708	1:21.837	27	16.376	1:22.025	13	19.223	1:22.173
19	12.160	1:22.665	19	12.989	1:20.749	19	15.303	1:22.158	6	16.670	1:22.120	19	19.719	1:23.218
20	12.642	1:21.992	4	14.602	1:21.748	31	15.739	1:20.851	19	16.891	1:21.746	4	21.062	1:20.923
13	12.747	1:21.216	13	14.733	1:21.906	4	16.274	1:21.516	31	17.051	1:21.470	17	22.496	1:22.316
4	12.774	1:21.780	31	14.732	1:21.559	13	16.322	1:21.433	13	17.440	1:21.276	41	25.192	1:25.698
31	13.093	1:20.817	20	15.631	1:22.909	41	17.104	1:21.262	20	19.347	1:21.904	20	25.923	1:26.966
41	14.535	1:21.077	41	15.686	1:21.071	20	17.601	1:21.814	41	19.884	1:22.938	31	37.624	1:40.963
17	16.023	1:21.769	17	17.835	1:21.732	17	19.030	1:21.039	4	20.529	1:24.413	22	38.127	1:25.297
21	24.055	1:22.993	21	27.115	1:22.980	21	30.589	1:23.318	17	20.570	1:21.698	21	39.294	1:25.905
18	24.935	1:23.151	18	27.739	1:22.724	18	30.829	1:22.934	22	33.220	1:22.493	18	39.667	1:25.693
22	28.034	1:21.852	22	29.108	1:20.994	22	30.885	1:21.621	21	33.779	1:23.348	49	42.372	1:23.137
49	31.087	1:22.463	49	33.950	1:22.783	49	36.835	1:22.729	18	34.364	1:23.693	27	47.890	1:51.904
12	34.899	1:24.068	12	38.777	1:23.798	33	42.669	1:23.270	49	39.625	1:22.948	33	50.590	1:24.317
33	36.649	1:23.643	33	39.243	1:22.514	12	43.568	1:24.635	33	46.663	1:24.152	12	51.241	1:24.582
40	37.726	1:24.770	40	41.129	1:23.323	40	45.454	1:24.169	12	47.049	1:23.639	40	52.435	1:23.544
23	38.106	1:23.955	23	42.463	1:24.277	157	47.476	1:24.650	40	49.281	1:23.985	157	52.915	1:22.924
157	38.553	1:23.789	157	42.670	1:24.037	23	48.297	1:25.678	157	50.381	1:23.063	23	54.269	1:23.293
191	43.657	1:26.770	125	50.356	1:26.315	24	54.869	1:24.154	23	51.366	1:23.227	24	1:02.944	1:24.570
125	43.961	1:26.665	191	50.485	1:26.748	191	56.594	1:25.953	24	58.764	1:24.053	36	1:06.648	1:24.292
24	44.981	1:24.519	24	50.559	1:25.498	125	56.850	1:26.338	191	1:02.634	1:26.198	191	1:08.925	1:26.681
180	46.180	1:26.328	180	51.497	1:25.237	180	57.068	1:25.415	36	1:02.746	1:24.645	125	1:09.327	1:25.035
36	49.378	1:25.897	36	53.870	1:24.412	36	58.259	1:24.233	180	1:04.393	1:27.483	180	1:09.619	1:25.616
170	51.075	1:27.982	170	58.561	1:27.406	170	1:06.547	1:27.830	125	1:04.682	1:27.990	32	1:13.639	1:21.358
169	54.130	1:28.059	169	1:01.136	1:26.926	169	1:07.186	1:25.894	170	1:12.514	1:26.125	170	1:17.568	1:25.444
115	1:06.433	1:28.543	32	1:10.082	1:21.658	32	1:11.102	1:20.864	32	1:12.671	1:21.727	169	1:17.962	1:24.957
32	1:08.344	1:21.640	115	1:14.695	1:28.182				169	1:13.395	1:26.367			

Weather / Track : Sunny / Dry

# Caterham Graduate Championship - Mega Graduate C

## LAP CHART - RACE 8

(contd.)


Lap 11			Lap 12			Lap 13			Lap 14			Lap 15		
No	Behind	Laptime	No	Behind	Laptime	No	Behind	Laptime	No	Behind	Laptime	No	Behind	Laptime
14		1:20.502	14		1:19.536	14		1:21.404	14		1:19.621	14		1:20.740
38	4.140	1:20.403	170	1 LAP	1:24.731	191	1 LAP	1:26.561	36	1 LAP	1:26.660	32	1 LAP	1:21.700
8	4.361	1:21.017	169	1 LAP	1:25.140	125	1 LAP	1:26.826	191	1 LAP	1:25.815	36	1 LAP	1:25.172
5	4.802	1:20.974	38	5.429	1:20.825	180	1 LAP	1:27.000	5	6.936	1:20.567	38	8.866	1:21.195
44	4.874	1:20.945	8	5.562	1:20.737	8	5.396	1:21.238	8	7.513	1:21.738	8	8.869	1:22.096
47	7.164	1:20.280	5	5.882	1:20.616	38	5.793	1:21.768	180	1 LAP	1:25.584	44	9.325	1:21.571
9	10.446	1:21.287	44	6.579	1:21.241	5	5.990	1:21.512	38	8.411	1:22.239	5	9.786	1:23.590
28	18.369	1:21.361	47	7.786	1:20.158	44	6.053	1:20.878	44	8.494	1:22.062	47	11.525	1:23.466
6	19.364	1:21.076	9	12.362	1:21.452	170	1 LAP	1:25.516	47	8.799	1:21.885	191	1 LAP	1:26.652
13	19.641	1:20.920	31	1 LAP	2:19.882P	47	6.535	1:20.153	125	1 LAP	1:27.376	180	1 LAP	1:26.092
19	19.836	1:20.619	28	19.984	1:21.151	169	1 LAP	1:26.413	170	1 LAP	1:23.985	125	1 LAP	1:25.337
115	1 LAP	1:29.531	6	20.348	1:20.520	9	12.118	1:21.160	169	1 LAP	1:24.993	170	1 LAP	1:23.833
4	21.823	1:21.263	13	21.069	1:20.964	6	19.889	1:20.945	9	13.493	1:20.996	9	14.083	1:21.330
17	23.502	1:21.508	19	21.307	1:21.007	28	20.125	1:21.545	6	21.349	1:21.081	169	1 LAP	1:24.632
41	26.045	1:21.355	4	22.761	1:20.474	19	20.463	1:20.560	19	21.707	1:20.865	6	22.476	1:21.867
20	28.212	1:22.791	17	26.145	1:22.179	13	20.975	1:21.310	28	22.043	1:21.539	19	22.815	1:21.848
22	40.641	1:23.016	41	28.145	1:21.636	4	21.950	1:20.593	13	22.470	1:21.116	28	23.125	1:21.822
21	41.543	1:22.751	20	30.067	1:21.391	41	27.282	1:20.541	4	23.323	1:20.994	13	23.229	1:21.499
18	42.273	1:23.108	115	1 LAP	1:28.662	17	27.768	1:23.027	41	29.239	1:21.578	4	24.466	1:21.883
49	43.495	1:21.625	22	42.986	1:21.881	20	30.484	1:21.821	17	29.239	1:21.092	41	29.995	1:21.496
27	53.452	1:26.064	21	43.712	1:21.705	31	1 LAP	1:35.803	20	32.771	1:21.908	17	30.001	1:21.502
33	53.745	1:23.657	18	46.134	1:23.397	115	1 LAP	1:27.026	31	1 LAP	1:24.027	20	34.539	1:22.508
12	54.412	1:23.673	49	47.510	1:23.551	22	43.741	1:22.159	115	1 LAP	1:27.457	31	1 LAP	1:23.023
40	55.136	1:23.203	33	58.347	1:24.138	21	44.428	1:22.120	22	45.647	1:21.527	22	51.603	1:26.696
157	56.056	1:23.643	27	59.230	1:25.314	49	48.625	1:22.519	21	46.594	1:21.787	21	51.691	1:25.837
23	57.413	1:23.646	12	59.551	1:24.675	18	49.170	1:24.440	49	50.841	1:21.837	115	1 LAP	1:29.252
24	1:07.343	1:24.901	40	1:00.411	1:24.811	27	1:00.933	1:23.107	18	52.722	1:23.173	49	52.866	1:22.765
36	1:10.738	1:24.592	157	1:00.811	1:24.291	33	1:01.038	1:24.095	33	1:05.628	1:24.211	18	54.820	1:22.838
191	1:15.121	1:26.698	23	1:01.474	1:23.597	12	1:01.824	1:23.677	27	1:05.930	1:24.618	27	1:08.053	1:22.863
125	1:15.381	1:26.556	24	1:12.884	1:25.077	40	1:02.522	1:23.515	40	1:06.795	1:23.894	33	1:08.205	1:23.317
32	1:15.441	1:22.304	36	1:16.235	1:25.033	23	1:03.168	1:23.098	12	1:07.124	1:24.921	40	1:09.424	1:23.369
180	1:15.619	1:26.502	32	1:19.418	1:23.513	157	1:03.834	1:24.427	23	1:07.440	1:23.893	12	1:09.647	1:23.263
						24	1:15.651	1:24.171	157	1:07.763	1:23.550	157	1:09.845	1:22.822
						32	1:18.862	1:20.848	24	1:20.247	1:24.217	23	1:10.701	1:24.001
												24	1:26.226	1:26.719

# Caterham Graduate Championship - Super Graduate

## GRID - RACE 11

ROW 19	170	IRVING	169	CLARKE	
ROW 18		180	HENNIKER-SMIT	125	WALTHAM
ROW 17	157	ROCKEY	191	CAMPBELL	
ROW 16		173	BENJAMIN	123	NORTHEN
ROW 15	117	HAWKEN	141	BENSON	
ROW 14		113	ROSAMOND	171	WINROW
ROW 13	150	DAVIES	119	WARNES	
ROW 12		181	BERRY	188	ROME
ROW 11	116	GOSS	111	RICHARDS	
ROW 10		106	ELLIOTT	118	ROWLAND
ROW 9	120	FORD	155	SMITH	
ROW 8		112	GREGORY	110	CHANTER
ROW 7	107	BRIANT	160	PARKER	
ROW 6		129	PARKER	177	BOAKES
ROW 5	105	MOLSOM	114	SOLAN	
ROW 4		130	FLETCHER	168	NEWMAN
ROW 3	199	VICKERS	175	SHAW	
ROW 2		196	BASHALL	166	HUNT
ROW 1	109	ENNIS	183	SYKES	

POLE



Snetterton  
Circuit Length = 1.9520 miles.

**Weather / Track : Sunny / Dry**  
**These results are provisional until the conclusion of any judicial and technical matters.**

Clerk of Course		Timekeeper:
-----------------	--	-------------

**BARC Westfield Sportscar Championship iaw Avon T  
RACE CLASSIFICATION - RACE 9**

POS	NO	CL	DRIVER	NAT	CAR	TIME	LAPS	GAP	MPH	BEST
1	36		Jonathan YOUNG		Westfield Zetec	16:01.213	12		87.72	1:17.799
2	2		Nick FLOWERS		Westfield Zetec	16:01.734	12	0.521	87.68	1:18.311
3	18		Troy ROBINSON		Westfield Zetec	16:03.790	12	2.577	87.49	1:18.470
4	4		Matthew FLOWERS		Westfield Zetec	16:12.380	12	11.167	86.72	1:18.901
5	81		Dider PRONGUE		Westfield Zetec	16:16.491	12	15.278	86.35	1:18.762
6	24		Simon PRYKE		Westfield Zetec	16:22.519	12	21.306	85.82	1:20.331
7	21		Andy MOWBRAY		Westfield Zetec	16:24.392	12	23.179	85.66	1:19.770
8	22		Geoff FAIRBURN		Westfield Zetec	16:29.101	12	27.888	85.25	1:19.954
9	14		Seamus HARDING		Westfield Zetec	16:42.384	12	41.171	84.12	1:20.714
10	20		Peter DAGLISH		Westfield Zetec	16:46.707	12	45.494	83.76	1:20.834
11	23		Paul TABERNER		Westfield Zetec	17:21.679	12	1:20.466	80.95	1:23.712
12	71		Martin GARTSIDE		Westfield Zetec	17:22.476	11	1 LAP	74.15	1:21.367

FASTEST LAP								
36			Jonathan YOUNG	Westfield Zetec	1:17.799	7	90.32mph	145.36kph

Weather / Track : Sunny / Dry  
 These results are provisional until the conclusion of any judicial and technical matters.

Snetterton  
 Circuit Length = 1.9520 miles.  
 Start: 12:03 End: 12:19

Clerk of Course	Timekeeper:
-----------------	-------------

# BARC Westfield Sportscar Championship iaw Avon T

## LAP CHART - RACE 9

Lap 1			Lap 2			Lap 3			Lap 4			Lap 5		
No	Behind	Laptime	No	Behind	Laptime	No	Behind	Laptime	No	Behind	Laptime	No	Behind	Laptime
2		1:26.368	2		1:19.941	2		1:20.051	2		1:20.148	2		1:19.591
21	0.542	1:26.910	18	1.146	1:19.650	18	0.343	1:19.248	18	0.413	1:20.218	81	0.151	1:18.762
18	1.437	1:27.805	21	1.262	1:20.661	21	1.748	1:20.537	4	0.627	1:18.901	18	2.774	1:21.952
81	1.762	1:28.130	81	1.345	1:19.524	4	1.874	1:19.812	81	0.980	1:18.889	36	2.832	1:18.018
24	2.527	1:28.895	4	2.113	1:19.377	81	2.239	1:20.945	21	1.762	1:20.162	4	8.227	1:27.191
4	2.677	1:29.045	24	4.891	1:22.305	36	6.525	1:18.015	36	4.405	1:18.028	24	10.534	1:21.923
22	4.743	1:31.111	22	6.172	1:21.370	24	6.650	1:21.810	24	8.202	1:21.700	22	11.394	1:22.682
14	4.801	1:31.169	36	8.561	1:19.147	22	7.618	1:21.497	22	8.303	1:20.833	21	16.427	1:34.256
71	5.815	1:32.183	20	10.414	1:23.880	20	12.699	1:22.336	20	14.734	1:22.183	20	17.636	1:22.493
20	6.475	1:32.843	23	13.347	1:25.063	23	18.936	1:25.640	23	24.047	1:25.259	14	28.412	1:21.684
23	8.225	1:34.593	14	22.761	1:37.901	14	24.845	1:22.135	14	26.319	1:21.622	23	29.724	1:25.268
36	9.355	1:35.723				71	1 LAP	3:13.957	71	1 LAP	1:24.541	71	1 LAP	1:22.472

# BARC Westfield Sportscar Championship iaw Avon T

## LAP CHART - RACE 9

(contd.)

Lap 6			Lap 7			Lap 8			Lap 9			Lap 10		
No	Behind	Laptime	No	Behind	Laptime	No	Behind	Laptime	No	Behind	Laptime	No	Behind	Laptime
2		1:19.440	2		1:19.269	2		1:19.615	2		1:20.215	2		1:19.354
81	0.134	1:19.423	81	0.360	1:19.495	81	0.118	1:19.373	36	0.218	1:20.071	36	0.066	1:19.202
36	1.808	1:18.416	36	0.338	1:17.799	36	0.362	1:19.639	18	0.640	1:19.788	18	0.803	1:19.517
18	2.619	1:19.285	18	1.820	1:18.470	18	1.067	1:18.862	81	0.902	1:20.999	81	0.817	1:19.269
4	8.044	1:19.257	4	8.325	1:19.550	4	7.709	1:18.999	4	7.315	1:19.821	4	7.306	1:19.345
24	11.425	1:20.331	24	13.524	1:21.368	24	14.988	1:21.079	24	15.669	1:20.896	24	16.947	1:20.632
21	18.890	1:21.903	21	19.904	1:20.283	21	20.225	1:19.936	21	20.192	1:20.182	21	20.608	1:19.770
20	20.000	1:21.804	22	21.336	1:19.954	22	23.271	1:21.550	22	23.183	1:20.127	22	24.381	1:20.552
22	20.651	1:28.697	20	21.565	1:20.834	20	33.502	1:31.552	14	34.176	1:20.803	14	35.797	1:20.975
14	30.782	1:21.810	14	32.227	1:20.714	14	33.588	1:20.976	20	36.727	1:23.440	20	38.918	1:21.545
23	33.996	1:23.712	23	38.759	1:24.032	23	43.835	1:24.691	23	47.564	1:23.944	23	52.170	1:23.960
71	1 LAP	1:22.499	71	1 LAP	1:23.531	71	1 LAP	1:23.380	71	1 LAP	1:21.367	71	1 LAP	1:24.895

Weather / Track : Sunny / Dry

# BARC Westfield Sportscar Championship iaw Avon T

## LAP CHART - RACE 9

(contd.)

Lap 11			Lap 12			Lap 13			Lap 14			Lap 15		
No	Behind	Laptime	No	Behind	Laptime	No	Behind	Laptime	No	Behind	Laptime	No	Behind	Laptime
36		1:18.560	36		1:18.595									
2	0.805	1:19.431	2	0.521	1:18.311									
18	2.081	1:19.904	18	2.577	1:19.091									
4	9.780	1:21.100	4	11.167	1:19.982									
81	13.543	1:31.352	81	15.278	1:20.330									
24	19.283	1:20.962	24	21.306	1:20.618									
21	21.965	1:19.983	21	23.179	1:19.809									
22	26.117	1:20.362	22	27.888	1:20.366									
14	37.984	1:20.813	14	41.171	1:21.782									
20	42.112	1:21.820	20	45.494	1:21.977									
23	57.527	1:23.983	23	1:20.466	1:41.534									
71	1 LAP	1:22.795	71	1 LAP	1:30.856									

# Caterham Graduate Championship - Graduate Class

## RACE CLASSIFICATION - RACE 10

POS	NO	CL	DRIVER	NAT	CAR	TIME	LAPS	GAP	MPH	BEST
1	55		Andrew SMITH		Caterham	20:52.905	14		78.52	1:28.278
2	64		Jonathan VAMPLEW		Caterham	21:03.813	14	10.908	77.84	1:28.800
3	66		Andrew OUTTERSIDE		Caterham	21:03.907	14	11.002	77.83	1:28.503
4	52		Graeme SMITH		Caterham	21:04.489	14	11.584	77.80	1:29.044
5	53		Rob DRAPER		Caterham	21:04.618	14	11.713	77.79	1:28.664
6	75		Mark PARSONAGE		Caterham	21:19.133	14	26.228	76.91	1:29.467
7	59		Alan PEARCE		Caterham	21:28.913	14	36.008	76.32	1:30.474
8	58		Graham SMITH		Caterham	21:34.307	14	41.402	76.01	1:29.288
9	88		Andy COOMBS		Caterham	21:44.810	14	51.905	75.39	1:30.301
10	90		Paul HARBACH		Caterham	21:45.503	14	52.598	75.35	1:31.668
11	56		Sheila MARSHALL		Caterham	21:49.770	14	56.865	75.11	1:31.684
12	61		Darren GRAINGER		Caterham	21:50.108	14	57.203	75.09	1:31.658
13	57		Peter CANNARD		Caterham	22:06.238	14	1:13.333	74.18	1:32.252
NOT CLASSIFIED										
	60		Kim RAYMENT		Caterham	20:11.225	13	D.N.F.	75.42	1:31.008
	74		John PENNINGTON		Caterham	15:15.913	10	D.N.F.	76.72	1:29.485
FASTEST LAP										
	55		Andrew SMITH		Caterham	1:28.278	10	79.60mph		128.10kph

Weather / Track : Bright / Dry  
 These results are provisional until the conclusion of any judicial and technical matters.

Snetterton  
 Circuit Length = 1.9520 miles.  
 Start: 12:30 End: 12:51

Clerk of Course	Timekeeper:
-----------------	-------------

# Caterham Graduate Championship - Graduate Class

## LAP CHART - RACE 10

Lap 1			Lap 2			Lap 3			Lap 4			Lap 5		
No	Behind	Laptime	No	Behind	Laptime	No	Behind	Laptime	No	Behind	Laptime	No	Behind	Laptime
52		1:34.806	53		1:28.664	55		1:30.184	52		1:30.622	55		1:28.962
55	0.408	1:35.214	52	0.660	1:29.990	52	0.019	1:30.248	53	0.036	1:30.350	53	0.789	1:30.308
53	0.666	1:35.472	55	0.705	1:29.627	53	0.327	1:31.216	55	0.593	1:31.234	52	0.880	1:30.435
66	1.405	1:36.211	66	1.388	1:29.313	66	1.049	1:30.550	66	0.865	1:30.457	66	1.702	1:30.392
64	2.360	1:37.166	64	2.407	1:29.377	64	1.636	1:30.118	64	1.591	1:30.596	64	2.339	1:30.303
88	3.747	1:38.553	74	5.716	1:31.086	74	5.672	1:30.845	74	5.240	1:30.209	74	5.170	1:29.485
75	3.941	1:38.747	88	6.687	1:32.270	75	6.792	1:30.517	58	6.289	1:29.288	58	6.591	1:29.857
74	3.960	1:38.766	58	6.952	1:30.917	58	7.642	1:31.579	75	7.101	1:30.950	75	7.459	1:29.913
59	4.910	1:39.716	59	7.142	1:31.562	59	8.226	1:31.973	59	8.059	1:30.474	59	9.377	1:30.873
58	5.365	1:40.171	75	7.164	1:32.553	60	8.836	1:31.814	60	10.294	1:32.099	60	13.748	1:33.009
60	6.233	1:41.039	60	7.911	1:31.008	90	12.304	1:32.849	90	13.462	1:31.799	90	16.155	1:32.248
90	7.229	1:42.035	90	10.344	1:32.445	57	13.437	1:32.252	57	15.672	1:32.876	56	19.484	1:32.882
56	7.489	1:42.295	56	11.107	1:32.948	61	13.571	1:32.792	56	16.157	1:32.486	57	19.835	1:33.718
57	8.223	1:43.029	61	11.668	1:32.171	56	14.312	1:34.094	61	17.068	1:34.138	61	20.409	1:32.896
61	8.827	1:43.633	57	12.074	1:33.181	88	18.936	1:43.138	88	19.703	1:31.408	88	29.823	1:39.675

# Caterham Graduate Championship - Graduate Class

## LAP CHART - RACE 10

(contd.)

Lap 6			Lap 7			Lap 8			Lap 9			Lap 10		
No	Behind	Laptime	No	Behind	Laptime	No	Behind	Laptime	No	Behind	Laptime	No	Behind	Laptime
55		1:28.902	55		1:28.761	55		1:28.724	55		1:28.467	55		1:28.278
52	1.022	1:29.044	52	1.568	1:29.307	66	1.848	1:28.503	66	3.382	1:30.001	52	4.434	1:29.116
53	1.604	1:29.717	66	2.069	1:28.511	52	2.436	1:29.592	52	3.596	1:29.627	66	5.013	1:29.909
66	2.319	1:29.519	53	2.578	1:29.735	53	2.872	1:29.018	64	4.182	1:28.800	53	5.654	1:29.750
64	3.094	1:29.657	64	3.764	1:29.431	64	3.849	1:28.809	53	4.182	1:29.777	64	5.931	1:30.027
74	6.651	1:30.383	74	8.363	1:30.473	75	10.610	1:29.855	58	13.762	1:31.310	75	16.956	1:31.217
58	7.711	1:30.022	58	9.031	1:30.081	58	10.919	1:30.612	74	13.807	1:31.191	74	17.560	1:32.031
75	8.024	1:29.467	75	9.479	1:30.216	74	11.083	1:31.444	75	14.017	1:31.874	58	17.610	1:32.126
59	11.998	1:31.523	59	15.057	1:31.820	59	17.805	1:31.472	59	20.594	1:31.256	59	23.348	1:31.032
60	17.733	1:32.887	60	21.834	1:32.862	60	25.857	1:32.747	60	29.495	1:32.105	60	33.527	1:32.310
90	18.921	1:31.668	90	23.783	1:33.623	90	27.229	1:32.170	90	30.444	1:31.682	90	34.751	1:32.585
56	23.750	1:33.168	56	28.500	1:33.511	57	32.560	1:32.301	56	38.488	1:34.309	88	41.993	1:30.524
57	24.395	1:33.462	57	28.983	1:33.349	56	32.646	1:32.870	61	38.834	1:33.835	56	43.324	1:33.114
61	24.599	1:33.092	61	29.694	1:33.856	61	33.466	1:32.496	88	39.747	1:30.301	61	44.133	1:33.577
88	33.526	1:32.605	88	35.931	1:31.166	88	37.913	1:30.706	57	48.833	1:44.740	57	54.386	1:33.831

# Caterham Graduate Championship - Graduate Class

## LAP CHART - RACE 10

(contd.)

Lap 11			Lap 12			Lap 13			Lap 14			Lap 15		
No	Behind	Laptime	No	Behind	Laptime	No	Behind	Laptime	No	Behind	Laptime	No	Behind	Laptime
55		1:28.453	55		1:28.329	55		1:28.593	55		1:29.177			
66	5.384	1:28.824	52	7.690	1:30.137	64	9.151	1:29.700	64	10.908	1:30.934			
52	5.882	1:29.901	64	8.044	1:29.904	66	9.320	1:29.584	66	11.002	1:30.859			
64	6.469	1:28.991	66	8.329	1:31.274	52	9.711	1:30.614	52	11.584	1:31.050			
53	6.902	1:29.701	53	8.761	1:30.188	53	10.119	1:29.951	53	11.713	1:30.771			
75	19.343	1:30.840	75	22.482	1:31.468	75	24.482	1:30.593	75	26.228	1:30.923			
59	27.594	1:32.699	59	30.520	1:31.255	59	33.709	1:31.782	59	36.008	1:31.476			
58	34.727	1:45.570	58	37.602	1:31.204	58	40.021	1:31.012	58	41.402	1:30.558			
60	38.402	1:33.328	60	42.948	1:32.875	90	47.314	1:32.236	88	51.905	1:31.322			
90	39.587	1:33.289	90	43.671	1:32.413	60	47.497	1:33.142	90	52.598	1:34.461			
88	44.934	1:31.394	88	47.555	1:30.950	88	49.760	1:30.798	56	56.865	1:32.406			
56	47.163	1:32.292	56	50.518	1:31.684	56	53.636	1:31.711	61	57.203	1:32.145			
61	47.704	1:32.024	61	51.033	1:31.658	61	54.235	1:31.795	57	1:13.333	1:33.497			
57	58.889	1:32.956	57	1:04.313	1:33.753	57	1:09.013	1:33.293						

# Caterham Graduate Championship - Super Graduate

## RACE CLASSIFICATION - RACE 11 - AMENDED

POS	NO	CL	NAME	NAT	ENTRY	TIME	LAPS	GAP	MPH	BEST
1	166		Charlie HUNT		Caterham	20:53.978	15		84.05	1:21.498
2	109		Andrew ENNIS		Caterham	20:54.086	15	0.108	84.05	1:21.180
3	168		Trevor NEWMAN		Caterham Roadsport	20:54.087	15	0.109	84.05	1:21.926
4	196		Jamie BASHALL		Caterham	20:54.088	15	0.110	84.05	1:21.949
5	105		Andy MOLSOM		Caterham	20:54.750	15	0.772	84.00	1:21.724
6	114		Mike SOLAN		Caterham	20:54.891	15	0.913	83.99	1:21.749
7	199		Andrew VICKERS		Caterham	21:00.514	15	6.536	83.62	1:21.661
8	177		Martin BOAKES		Caterham	21:01.016	15	7.038	83.59	1:22.338
9	130		Andrew FLETCHER		Caterham	21:08.221	15	14.243	83.11	1:22.114
10	175		David SHAW		Caterham	21:08.474	15	14.496	83.09	1:21.933
11	155		Hugh SMITH		Caterham Seven	21:12.828	15	18.850	82.81	1:22.597
12	120		Roger FORD		Caterham	21:21.486	15	27.508	82.25	1:22.017
13	181		David BERRY		Caterham	21:21.990	15	28.012	82.22	1:23.534
14	183		James SYKES		Caterham	21:30.431	15	36.453	81.68	1:21.825
15	157		Ben ROCKEY		Caterham	21:34.182	15	40.204	81.44	1:23.256
16	111		Nigel RICHARDS		Caterham	21:34.998	15	41.020	81.39	1:22.814
17	116		Martin GOSS		Caterham	21:37.713	15	43.735	81.22	1:23.091
18	119		Nick WARNES		Caterham	21:42.804	15	48.826	80.90	1:22.857
19	112		Mark GREGORY		Caterham	21:42.880	15	48.902	80.90	1:23.553
20	150		Glyn DAVIES		Caterham Academy	21:45.938	15	51.960	80.71	1:24.342
21	113		Damon ROSAMOND		Caterham	21:45.974	15	51.996	80.71	1:24.266
22	171		Robert WINROW		Caterham	21:53.082	15	59.104	80.27	1:23.941
23	180		Stuart HENNIKER-SMIT		Caterham	21:53.190	15	59.212	80.26	1:25.022
24	123		Ian NORTHEN		Caterham	21:54.031	15	1:00.053	80.21	1:24.186
25	125		Matt WALTHAM		Caterham	21:54.455	15	1:00.477	80.19	1:24.070
26	141		Edward BENSON		Caterham	21:54.770	15	1:00.792	80.17	1:24.773
27	117		Andrew HAWKEN		Caterham 7	22:06.641	15	1:12.663	79.45	1:25.065
28	169		Trevor CLARKE		Caterham	22:13.132	15	1:19.154	79.06	1:25.049
29	115		Daniel CRONSHAW		Caterham	21:09.562	14	1 LAP	77.49	1:25.928

### NOT CLASSIFIED

191	Joe CAMPBELL		Caterham		18:53.025	13	D.N.F.	80.62	1:24.301
173	Oliver BENJAMIN		Caterham Seven		18:54.194	13	D.N.F.	80.54	1:23.567
118	Michael ROWLAND		Caterham		16:23.337	11	D.N.F.	78.60	1:23.590
170	Richard IRVING		Caterham		14:55.711	10	D.N.F.	78.45	1:23.611
188	Chris ROME		Caterham		10:09.002	7	D.N.F.	80.77	1:23.073
160	Simon PARKER		Caterham		10:09.717	7	D.N.F.	80.67	1:23.845
129	John PARKER		Caterham		4:57.254	2	D.N.F.	47.28	1:34.663
107	Toby BRIANT		Caterham		1:34.860	1	D.N.F.	74.08	1:34.860
106	Charles ELLIOTT		Caterham		3:27.212	1	D.N.F.	33.91	

### FASTEST LAP

109	Andrew ENNIS		Caterham		1:21.180	13	86.56mph	139.31kph
-----	--------------	--	----------	--	----------	----	----------	-----------

Car 168 - 1.035 sec penalty - gaining unfair advantage

Weather / Track : Bright / Dry

These results are provisional until the conclusion of any judicial and technical matters.

Snetterton

Circuit Length = 1.9520 miles.

Start: 14:01 End: 14:22

Clerk of Course		Timekeeper:	
-----------------	--	-------------	--

# Caterham Graduate Championship - Super Graduate

## LAP CHART - RACE 11

Lap 1			Lap 2			Lap 3			Lap 4			Lap 5		
No	Behind	Laptime	No	Behind	Laptime	No	Behind	Laptime	No	Behind	Laptime	No	Behind	Laptime
183		1:31.336	109		1:23.459	109		1:23.334	109		1:22.566	109		1:22.498
199	0.576	1:31.912	166	0.441	1:23.357	166	0.545	1:23.438	166	0.407	1:22.428	166	0.243	1:22.334
109	0.625	1:31.961	199	1.407	1:24.915	168	1.185	1:23.024	168	0.711	1:22.092	199	1.287	1:22.289
196	1.122	1:32.458	168	1.495	1:23.449	199	1.664	1:23.591	199	1.496	1:22.398	168	1.361	1:23.148
166	1.168	1:32.504	196	1.874	1:24.836	114	1.787	1:22.845	196	2.355	1:22.591	196	2.562	1:22.705
114	1.564	1:32.900	114	2.276	1:24.796	196	2.330	1:23.790	114	2.418	1:23.197	114	2.635	1:22.715
168	2.130	1:33.466	175	2.920	1:24.627	105	3.309	1:23.405	105	4.275	1:23.532	105	4.077	1:22.300
175	2.377	1:33.713	105	3.238	1:24.847	175	3.668	1:24.082	177	4.426	1:23.110	177	4.740	1:22.812
105	2.475	1:33.811	177	3.357	1:24.573	177	3.882	1:23.859	175	4.509	1:23.407	175	4.941	1:22.930
177	2.868	1:34.204	155	8.546	1:26.765	120	10.263	1:24.757	155	11.770	1:24.024	130	13.261	1:22.782
129	3.327	1:34.663	120	8.840	1:28.920	155	10.312	1:25.100	120	11.817	1:24.120	120	13.407	1:24.088
107	3.524	1:34.860	160	10.248	1:28.919	181	12.202	1:25.022	130	12.977	1:23.164	155	14.320	1:25.048
120	4.004	1:35.340	181	10.514	1:27.016	130	12.379	1:24.861	181	13.947	1:24.311	181	15.155	1:23.706
112	5.028	1:36.364	130	10.852	1:28.478	160	13.344	1:26.430	160	14.623	1:23.845	116	16.115	1:23.510
160	5.413	1:36.749	119	11.830	1:27.974	119	14.162	1:25.666	116	15.103	1:23.091	160	16.730	1:24.605
155	5.865	1:37.201	111	12.483	1:30.575	116	14.578	1:24.799	119	16.149	1:24.553	188	16.987	1:23.073
111	5.992	1:37.328	188	12.521	1:29.028	188	15.320	1:26.133	188	16.412	1:23.658	119	17.539	1:23.888
130	6.458	1:37.794	116	13.113	1:29.025	111	15.851	1:26.702	111	18.693	1:25.408	118	20.912	1:24.141
188	7.577	1:38.913	171	13.439	1:28.841	171	16.056	1:25.951	171	19.106	1:25.616	111	21.466	1:25.271
181	7.582	1:38.918	191	14.415	1:29.490	191	17.621	1:26.540	118	19.269	1:24.080	171	21.803	1:25.195
118	7.799	1:39.135	118	14.692	1:30.977	170	17.743	1:25.489	191	20.798	1:25.743	170	22.382	1:23.991
119	7.940	1:39.276	141	15.448	1:29.923	118	17.755	1:26.397	170	20.889	1:25.712	191	23.302	1:25.002
116	8.172	1:39.508	170	15.588	1:29.879	113	18.738	1:26.439	113	21.369	1:25.197	113	23.755	1:24.884
113	8.356	1:39.692	113	15.633	1:31.361	117	18.864	1:25.774	117	22.232	1:25.934	173	24.294	1:24.296
171	8.682	1:40.018	173	16.285	1:30.438	141	18.865	1:26.751	173	22.496	1:25.462	117	25.331	1:25.597
191	9.009	1:40.345	117	16.424	1:30.594	173	19.600	1:26.649	169	22.978	1:25.594	157	25.348	1:24.807
141	9.609	1:40.945	157	16.890	1:29.354	169	19.950	1:26.019	157	23.039	1:25.416	169	25.896	1:25.416
170	9.793	1:41.129	169	17.265	1:29.996	157	20.189	1:26.633	141	23.199	1:26.900	183	25.954	1:23.131
117	9.914	1:41.250	125	17.536	1:31.007	150	20.426	1:26.206	180	24.705	1:25.751	141	26.097	1:25.396
173	9.931	1:41.267	150	17.554	1:30.293	180	21.520	1:26.651	125	25.229	1:25.541	180	27.583	1:25.376
125	10.613	1:41.949	180	18.203	1:29.688	125	22.254	1:28.052	150	25.247	1:27.387	150	27.898	1:25.149
150	11.345	1:42.681	123	20.628	1:29.955	123	24.004	1:26.710	183	25.321	1:23.491	125	28.869	1:26.138
169	11.353	1:42.689	115	21.059	1:30.826	183	24.396	1:24.003	123	27.177	1:25.739	112	28.923	1:23.553
157	11.620	1:42.956	183	23.727	1:47.811	115	25.974	1:28.249	112	27.868	1:24.037	123	30.177	1:25.498
180	12.599	1:43.935	112	24.616	1:43.672	112	26.397	1:25.115	115	31.131	1:27.723	115	35.893	1:27.260
115	14.317	1:45.653	106	1 LAP	3:27.212P	129	1 LAP	3:22.591P						
123	14.757	1:46.093												

# Caterham Graduate Championship - Super Graduate

## LAP CHART - RACE 11

(contd.)

Lap 6			Lap 7			Lap 8			Lap 9			Lap 10		
No	Behind	Laptime	No	Behind	Laptime	No	Behind	Laptime	No	Behind	Laptime	No	Behind	Laptime
109		1:22.648	109		1:22.741	109		1:22.460	166		1:24.997	168		1:23.168
166	0.206	1:22.611	166	0.157	1:22.692	166	0.199	1:22.502	168	0.230	1:24.585	109	0.057	1:22.971
168	0.639	1:21.926	168	1.076	1:23.178	168	0.841	1:22.225	109	0.484	1:25.680	166	0.464	1:23.862
199	1.122	1:22.483	105	2.996	1:21.952	196	4.761	1:23.460	196	2.353	1:22.788	196	1.210	1:22.255
114	3.133	1:23.146	114	3.025	1:22.633	177	5.055	1:23.303	177	2.958	1:23.099	105	1.662	1:21.845
105	3.785	1:22.356	196	3.761	1:22.110	175	5.457	1:23.302	105	3.215	1:22.640	177	2.185	1:22.625
196	4.392	1:24.478	177	4.212	1:22.338	105	5.771	1:25.235	175	3.713	1:23.452	114	2.553	1:22.212
177	4.615	1:22.523	175	4.615	1:22.142	114	6.434	1:25.869	114	3.739	1:22.501	175	3.797	1:23.482
175	5.214	1:22.921	199	9.640	1:31.259	199	9.720	1:22.540	199	8.714	1:24.190	199	8.125	1:22.809
130	13.821	1:23.208	130	13.652	1:22.572	130	13.312	1:22.120	130	12.140	1:24.024	130	11.656	1:22.914
120	13.921	1:23.162	120	14.171	1:22.991	155	16.003	1:24.049	155	14.956	1:24.149	155	15.728	1:24.170
155	14.558	1:22.886	155	14.414	1:22.597	181	19.244	1:24.490	181	19.722	1:25.674	181	21.040	1:24.716
181	16.068	1:23.561	181	17.214	1:23.887	116	24.752	1:27.167	120	24.842	1:22.832	120	25.659	1:24.215
188	18.316	1:23.977	188	19.795	1:24.220	120	27.206	1:35.495	116	24.948	1:25.392	116	25.704	1:24.154
160	18.533	1:24.451	116	20.045	1:24.019	111	29.374	1:26.349	111	29.771	1:25.593	111	31.380	1:25.007
116	18.767	1:25.300	160	20.510	1:24.718	157	32.052	1:26.377	157	32.322	1:25.466	157	33.486	1:24.562
119	19.000	1:24.109	119	20.968	1:24.709	191	32.102	1:27.730	191	34.299	1:27.393	183	35.871	1:24.306
118	22.788	1:24.524	118	23.637	1:23.590	113	32.639	1:26.956	183	34.963	1:27.428	191	35.904	1:25.003
170	23.345	1:23.611	170	25.045	1:24.441	173	32.732	1:26.901	171	35.252	1:26.956	171	36.202	1:24.348
111	24.377	1:25.559	111	25.485	1:23.849	183	32.731	1:26.250	113	35.499	1:28.056	112	36.655	1:24.318
191	25.272	1:24.618	191	26.832	1:24.301	171	33.492	1:29.028	112	35.735	1:27.352	113	37.176	1:25.075
113	25.373	1:24.266	171	26.924	1:23.941	112	33.579	1:24.476	173	35.857	1:28.321	173	38.224	1:25.765
171	25.724	1:26.569	157	28.135	1:24.132	141	34.391	1:25.964	141	36.354	1:27.159	117	38.825	1:25.493
157	26.744	1:24.044	113	28.143	1:25.511	117	35.780	1:26.608	117	36.730	1:26.146	150	39.203	1:25.723
173	27.465	1:25.819	173	28.291	1:23.567	150	36.635	1:26.069	150	36.878	1:25.439	141	39.766	1:26.810
117	28.271	1:25.588	183	28.941	1:22.793	180	37.141	1:26.876	180	37.776	1:25.831	180	40.091	1:25.713
141	28.467	1:25.018	141	30.887	1:25.161	125	37.845	1:26.612	125	39.075	1:26.426	119	41.438	1:25.039
183	28.889	1:25.583	112	31.563	1:23.669	123	39.068	1:27.260	119	39.797	1:24.447	125	41.831	1:26.154
180	30.444	1:25.509	117	31.632	1:26.102	119	40.546	1:42.038	123	40.824	1:26.952	123	42.547	1:25.121
112	30.635	1:24.360	180	32.725	1:25.022	170	43.160	1:40.575	118	51.279	1:32.902	170	55.450	1:26.418
150	31.162	1:25.912	150	33.026	1:24.605	118	43.573	1:42.396	170	52.430	1:34.466	118	55.592	1:27.711
125	31.752	1:25.531	125	33.693	1:24.682	115	48.265	1:26.917	169	54.553	1:31.032	169	56.204	1:25.049
123	32.823	1:25.294	123	34.268	1:24.186	169	48.717	1:27.313	115	1:08.945	1:45.876	115	1:12.561	1:27.014
169	40.476	1:37.228	115	43.808	1:25.928									
115	40.621	1:27.376	169	43.864	1:26.129									

# Caterham Graduate Championship - Super Graduate

## LAP CHART - RACE 11

(contd.)

Lap 11			Lap 12			Lap 13			Lap 14			Lap 15		
No	Behind	Laptime	No	Behind	Laptime	No	Behind	Laptime	No	Behind	Laptime	No	Behind	Laptime
168		1:22.088	168		1:19.548	168		1:23.903	109		1:22.437	168		1:24.504
166	0.226	1:21.850	109	2.981	1:22.051	109	0.258	1:21.180	168	0.053	1:22.748	166	0.926	1:24.661
109	0.478	1:22.509	166	3.863	1:23.185	115	1 LAP	1:27.487	166	0.822	1:22.059	196	1.036	1:23.284
196	1.071	1:21.949	196	4.630	1:23.107	166	1.458	1:21.498	196	2.309	1:22.319	109	1.034	1:25.591
105	1.298	1:21.724	105	5.007	1:23.257	196	2.685	1:21.958	105	3.199	1:22.525	105	1.698	1:23.056
114	2.508	1:22.043	114	5.584	1:22.624	105	3.369	1:22.265	114	3.370	1:22.635	114	1.839	1:23.026
177	3.253	1:23.156	177	7.103	1:23.398	114	3.430	1:21.749	177	7.464	1:22.998	199	7.462	1:24.023
175	3.642	1:21.933	175	7.163	1:23.069	177	7.161	1:23.961	175	7.828	1:23.052	177	7.964	1:25.057
199	8.026	1:21.989	199	10.830	1:22.352	175	7.471	1:24.211	199	7.996	1:21.661	130	15.169	1:26.554
130	12.262	1:22.694	130	15.146	1:22.432	199	9.030	1:22.103	115	1 LAP	1:30.073	175	15.422	1:32.151
155	17.492	1:23.852	155	21.004	1:23.060	130	13.357	1:22.114	130	13.172	1:22.510	115	1 LAP	1:32.337
181	23.447	1:24.495	181	28.078	1:24.179	155	20.047	1:22.946	155	20.393	1:23.041	155	19.776	1:23.940
120	26.122	1:22.551	120	28.591	1:22.017	181	28.476	1:24.301	120	28.805	1:22.814	120	28.434	1:24.186
116	27.329	1:23.713	116	31.124	1:23.343	120	28.686	1:23.998	181	29.961	1:24.180	181	28.938	1:23.534
111	34.095	1:24.803	183	38.252	1:22.192	183	36.868	1:22.519	183	37.351	1:23.178	183	37.379	1:24.585
157	34.991	1:23.593	157	38.865	1:23.422	157	38.218	1:23.256	157	39.215	1:23.692	157	41.130	1:26.472
183	35.608	1:21.825	111	39.213	1:24.666	111	39.237	1:23.927	111	39.356	1:22.814	111	41.946	1:27.147
191	38.348	1:24.532	171	44.196	1:25.301	116	42.634	1:35.413	116	44.367	1:24.428	116	44.661	1:24.851
171	38.443	1:24.329	191	44.236	1:25.436	191	47.225	1:26.892	119	49.162	1:24.180	119	49.752	1:25.147
112	38.760	1:24.193	113	44.704	1:24.836	113	47.435	1:26.634	113	49.355	1:24.615	112	49.828	1:24.399
113	39.416	1:24.328	112	44.938	1:25.726	171	47.449	1:27.156	112	49.986	1:24.547	150	52.886	1:25.605
173	41.229	1:25.093	173	46.355	1:24.674	119	47.677	1:24.684	150	51.838	1:25.949	113	52.922	1:28.124
117	41.802	1:25.065	119	46.896	1:22.857	112	48.134	1:27.099	171	58.776	1:34.022	171	1:00.030	1:25.811
150	42.294	1:25.179	150	47.088	1:24.342	173	48.394	1:25.942	180	59.284	1:30.009	180	1:00.138	1:25.411
141	42.451	1:24.773	117	47.761	1:25.507	150	48.584	1:25.399	123	59.385	1:29.919	123	1:00.979	1:26.151
180	43.498	1:25.495	141	48.019	1:25.116	180	51.970	1:25.534	125	59.642	1:29.416	125	1:01.403	1:26.318
119	43.587	1:24.237	180	50.339	1:26.389	123	52.161	1:25.315	141	1:00.456	1:30.534	141	1:01.718	1:25.819
125	43.813	1:24.070	125	50.534	1:26.269	141	52.617	1:28.501	117	1:07.928	1:28.783	117	1:13.589	1:30.218
123	45.054	1:24.595	123	50.749	1:25.243	125	52.921	1:26.290	169	1:17.006	1:28.590	169	1:20.080	1:27.631
169	1:00.624	1:26.508	169	1:07.692	1:26.616	117	1:01.840	1:37.982						
118	1:00.988	1:27.484				169	1:11.111	1:27.322						
115	1:17.316	1:26.843												

## 24 Hour 2CV Endurance Race iINTERIM BULLETIN AFTER 1 HOUR

POS	NO	CL	DRIVER	NAT	CAR	TIME	LAPS	GAP	MPH	BEST
1	4		TEAM GADGET RACING		Citroen 2CV	58:27.705	32		64.10	1:48.479
2	28		TETE ROUGE 1		Citroen 2CV	58:27.866	32	0.161	64.10	1:48.036
3	5		TEAM TIGGER		Citroen 2CV	58:28.116	32	0.411	64.10	1:48.226
4	13		TETE ROUGE 2		Citroen 2CV	59:44.345	32	1:16.640	62.73	1:50.189
5	69		MRB RACING		Citroen 2CV	59:44.939	32	1:17.234	62.72	1:50.324
6	16		IMBROGLIO RACING		Citroen 2CV	59:48.365	32	1:20.660	62.66	1:50.360
7	90		TEAM STINGRAY 90		Citroen 2CV	59:51.690	32	1:23.985	62.60	1:48.630
8	46		GREASE MONKEY RACING		Citroen 2CV	59:59.986	32	1:32.281	62.46	1:50.413
9	99		HOOZ RAY SIN		Citroen 2CV	58:06.689	31	1 LAP	62.47	1:50.423
10	30		TEAM STINKY		Citroen 2CV	58:06.894	31	1 LAP	62.47	1:49.994
11	14		SIMPLY THE BREAST		Citroen 2CV	58:07.173	31	1 LAP	62.47	1:50.561
12	77		TWO SMOKING BARRELS		Citroen 2CV	58:14.458	31	1 LAP	62.34	1:49.952
13	61		TETE ROUGE 3		Citroen 2CV	58:25.728	31	1 LAP	62.13	1:51.253
14	67		LUCKY JON RACING		Citroen 2CV	58:26.086	31	1 LAP	62.13	1:51.479
15	54		PRET A BOIRE		Citroen 2CV	58:48.794	31	1 LAP	61.73	1:51.189
16	70		RACEHIRE COM		Citroen 2CV	59:53.917	31	1 LAP	60.61	1:53.313
17	20		TWIN SNAILS TOO		Citroen 2CV	59:55.968	31	1 LAP	60.58	1:53.659
18	88		ECURIE MORVE VERTE		Citroen 2CV	59:56.241	31	1 LAP	60.57	1:52.598
19	9		HOLLIS MOTORSPORT		Citroen 2CV	59:56.569	31	1 LAP	60.57	1:52.582
20	42		TURQUOISE TORTOISE		Citroen 2CV	58:14.266	30	2 LAPS	60.33	1:52.581
21	60		FOUR LEMONS & ORANGE		Citroen 2CV	58:22.922	30	2 LAPS	60.18	1:53.141
22	81		THE VIRGIN RACERS		Citroen 2CV	58:38.813	30	2 LAPS	59.91	1:54.429
23	27		RED NOSE SCOTLAND		Citroen 2CV	58:51.829	30	2 LAPS	59.69	1:54.955
24	17		TEAM TWIN SNAILS		Citroen 2CV	58:52.086	30	2 LAPS	59.68	1:54.113
25	50		BOSS HOGGS ARMY		Citroen 2CV	58:53.117	30	2 LAPS	59.66	1:53.610
26	7		FINDLAYS JD NO7		Citroen 2CV	58:53.434	30	2 LAPS	59.66	1:53.380
27	32		AA AUTOMOTIVE		Citroen 2CV	58:53.642	30	2 LAPS	59.66	1:53.389
28	97		TEAM FINE PRINT		Citroen 2CV	58:57.689	30	2 LAPS	59.59	1:55.181
29	40		CRISIS RACING		Citroen 2CV	58:59.095	30	2 LAPS	59.56	1:54.779
30	68		BR MOTORSPORT		Citroen 2CV	59:11.132	30	2 LAPS	59.36	1:56.150
31	31		NETWORK SOLUTIONS		Citroen 2CV	59:29.124	30	2 LAPS	59.06	1:55.214
32	2		ROCKET DOG RACING		Citroen 2CV	58:49.117	28	4 LAPS	55.75	1:50.386
33	76		AGENT PROVOCATEUR		Citroen 2CV	58:18.199	27	5 LAPS	54.23	1:56.384

### FASTEST LAP

28	TETE ROUGE 1	Citroen 2CV	1:48.036	15	65.04mph	104.67kph
----	--------------	-------------	----------	----	----------	-----------

Weather / Track : Cloudy / Dry

These results are provisional until the conclusion of any judicial and technical matters.

Snetterton  
Circuit Length = 1.9520 miles.  
Start: 15:59

Clerk of Course	Timekeeper:
-----------------	-------------

## 24 Hour 2CV Endurance Race

### INTERIM BULLETIN AFTER 2 HOURS

POS	NO	CL	DRIVER	NAT	CAR	TIME	LAPS	GAP	MPH	BEST
1	28		TETE ROUGE 1		Citroen 2CV	1:59:03.022	63		61.97	1:48.036
2	4		TEAM GADGET RACING		Citroen 2CV	1:59:03.204	63	0.182	61.97	1:48.479
3	5		TEAM TIGGER		Citroen 2CV	1:59:03.447	63	0.425	61.97	1:48.226
4	13		TETE ROUGE 2		Citroen 2CV	1:58:15.751	62	1 LAP	61.40	1:49.893
5	16		IMBROGLIO RACING		Citroen 2CV	1:58:37.692	62	1 LAP	61.21	1:49.650
6	69		MRB RACING		Citroen 2CV	1:58:52.469	62	1 LAP	61.08	1:50.324
7	90		TEAM STINGRAY 90		Citroen 2CV	1:56:20.715	61	2 LAPS	61.40	1:48.630
8	99		HOOZ RAY SIN		Citroen 2CV	1:58:15.327	61	2 LAPS	60.41	1:50.423
9	54		PRET A BOIRE		Citroen 2CV	1:58:16.238	61	2 LAPS	60.40	1:50.007
10	30		TEAM STINKY		Citroen 2CV	1:58:16.632	61	2 LAPS	60.40	1:49.994
11	67		LUCKY JON RACING		Citroen 2CV	1:58:47.331	61	2 LAPS	60.14	1:51.479
12	77		TWO SMOKING BARRELS		Citroen 2CV	1:58:47.488	61	2 LAPS	60.14	1:49.952
13	61		TETE ROUGE 3		Citroen 2CV	1:58:48.805	61	2 LAPS	60.13	1:51.253
14	46		GREASE MONKEY RACING		Citroen 2CV	1:56:23.554	60	3 LAPS	60.37	1:50.413
15	20		TWIN SNAILS TOO		Citroen 2CV	1:59:20.108	60	3 LAPS	58.88	1:53.575
16	32		AA AUTOMOTIVE		Citroen 2CV	1:59:25.902	60	3 LAPS	58.83	1:53.389
17	17		TEAM TWIN SNAILS		Citroen 2CV	1:59:41.325	60	3 LAPS	58.71	1:54.113
18	9		HOLLIS MOTORSPORT		Citroen 2CV	1:59:47.484	60	3 LAPS	58.66	1:52.582
19	60		FOUR LEMONS & ORANGE		Citroen 2CV	1:58:14.518	59	4 LAPS	58.44	1:53.141
20	42		TURQUOISE TORTOISE		Citroen 2CV	1:58:32.023	59	4 LAPS	58.29	1:51.641
21	97		TEAM FINE PRINT		Citroen 2CV	1:58:35.516	59	4 LAPS	58.26	1:55.181
22	70		RACEHIRE COM		Citroen 2CV	1:59:41.017	59	4 LAPS	57.73	1:53.094
23	31		NETWORK SOLUTIONS		Citroen 2CV	1:58:13.394	58	5 LAPS	57.45	1:55.214
24	7		FINDLAYS JD NO7		Citroen 2CV	1:58:14.129	58	5 LAPS	57.45	1:53.380
25	81		THE VIRGIN RACERS		Citroen 2CV	1:58:15.318	58	5 LAPS	57.44	1:54.429
26	50		BOSS HOGGS ARMY		Citroen 2CV	1:58:27.845	58	5 LAPS	57.34	1:53.610
27	68		BR MOTORSPORT		Citroen 2CV	1:58:57.043	58	5 LAPS	57.10	1:55.214
28	88		ECURIE MORVE VERTE		Citroen 2CV	1:59:27.493	58	5 LAPS	56.86	1:52.598
29	27		RED NOSE SCOTLAND		Citroen 2CV	1:58:51.850	57	6 LAPS	56.16	1:54.955
30	40		CRISIS RACING		Citroen 2CV	1:59:31.771	57	6 LAPS	55.85	1:54.779
31	76		AGENT PROVOCATEUR		Citroen 2CV	1:59:59.454	57	6 LAPS	55.63	1:55.683
32	2		ROCKET DOG RACING		Citroen 2CV	1:49:11.969	53	10 LAPS	56.84	1:50.386
33	14		SIMPLY THE BREAST		Citroen 2CV	1:59:59.010	50	13 LAPS	48.80	1:50.561

#### FASTEST LAP

28	TETE ROUGE 1	Citroen 2CV	1:48.036	15	65.04mph	104.67kph
----	--------------	-------------	----------	----	----------	-----------

Weather / Track : Cloudy / Dry

These results are provisional until the conclusion of any judicial and technical matters.

Snetterton  
Circuit Length = 1.9520 miles.  
Start: 15:59

Clerk of Course

Timekeeper:

## 24 Hour 2CV Endurance Race INTERIM BULLETIN AFTER 3 HOURS

POS	NO	CL	DRIVER	NAT	CAR	TIME	LAPS	GAP	MPH	BEST
1	4		TEAM GADGET RACING		Citroen 2CV	2:59:51.423	94		61.21	1:48.479
2	28		TETE ROUGE 1		Citroen 2CV	2:59:51.646	94	0.223	61.21	1:48.036
3	5		TEAM TIGGER		Citroen 2CV	2:58:42.159	93	1 LAP	60.95	1:48.226
4	13		TETE ROUGE 2		Citroen 2CV	2:59:45.165	93	1 LAP	60.59	1:49.893
5	99		HOOZ RAY SIN		Citroen 2CV	2:58:59.313	92	2 LAPS	60.20	1:50.423
6	16		IMBROGLIO RACING		Citroen 2CV	2:59:42.103	92	2 LAPS	59.96	1:49.650
7	54		PRET A BOIRE		Citroen 2CV	2:59:47.160	92	2 LAPS	59.93	1:50.007
8	69		MRB RACING		Citroen 2CV	2:59:58.054	92	2 LAPS	59.87	1:50.324
9	30		TEAM STINKY		Citroen 2CV	2:58:34.780	91	3 LAPS	59.68	1:49.994
10	90		TEAM STINGRAY 90		Citroen 2CV	2:59:03.128	91	3 LAPS	59.52	1:48.630
11	67		LUCKY JON RACING		Citroen 2CV	2:59:42.438	91	3 LAPS	59.30	1:51.479
12	77		TWO SMOKING BARRELS		Citroen 2CV	2:59:45.657	91	3 LAPS	59.28	1:49.952
13	60		FOUR LEMONS & ORANGE		Citroen 2CV	2:59:01.937	90	4 LAPS	58.87	1:53.141
14	61		TETE ROUGE 3		Citroen 2CV	2:59:13.892	90	4 LAPS	58.81	1:51.253
15	9		HOLLIS MOTORSPORT		Citroen 2CV	2:58:52.114	89	5 LAPS	58.27	1:52.582
16	20		TWIN SNAILS TOO		Citroen 2CV	2:58:58.335	89	5 LAPS	58.24	1:53.575
17	46		GREASE MONKEY RACING		Citroen 2CV	2:59:05.351	89	5 LAPS	58.20	1:50.413
18	70		RACEHIRE COM		Citroen 2CV	2:59:12.765	89	5 LAPS	58.16	1:53.094
19	7		FINDLAYS JD NO7		Citroen 2CV	2:59:13.502	89	5 LAPS	58.16	1:53.380
20	50		BOSS HOGGS ARMY		Citroen 2CV	2:59:01.054	88	6 LAPS	57.57	1:53.610
21	88		ECURIE MORVE VERTE		Citroen 2CV	2:59:02.074	88	6 LAPS	57.56	1:52.598
22	81		THE VIRGIN RACERS		Citroen 2CV	2:59:26.680	88	6 LAPS	57.43	1:54.429
23	68		BR MOTORSPORT		Citroen 2CV	2:59:42.956	88	6 LAPS	57.34	1:55.214
24	97		TEAM FINE PRINT		Citroen 2CV	2:58:25.666	87	7 LAPS	57.10	1:55.181
25	17		TEAM TWIN SNAILS		Citroen 2CV	2:59:01.468	87	7 LAPS	56.91	1:54.113
26	40		CRISIS RACING		Citroen 2CV	2:59:14.408	87	7 LAPS	56.84	1:54.674
27	27		RED NOSE SCOTLAND		Citroen 2CV	2:59:14.523	87	7 LAPS	56.84	1:54.955
28	31		NETWORK SOLUTIONS		Citroen 2CV	2:59:44.440	87	7 LAPS	56.69	1:55.214
29	76		AGENT PROVOCATEUR		Citroen 2CV	2:59:51.521	86	8 LAPS	56.00	1:55.683
30	42		TURQUOISE TORTOISE		Citroen 2CV	2:58:27.696	83	11 LAPS	54.47	1:51.641
31	14		SIMPLY THE BREAST		Citroen 2CV	2:58:57.677	80	14 LAPS	52.35	1:50.561
32	32		AA AUTOMOTIVE		Citroen 2CV	2:58:17.487	79	15 LAPS	51.89	1:53.389
33	2		ROCKET DOG RACING		Citroen 2CV	2:58:36.649	69	25 LAPS	45.24	1:50.386

### FASTEST LAP

28	TETE ROUGE 1	Citroen 2CV	1:48.036	15	65.04mph	104.67kph
----	--------------	-------------	----------	----	----------	-----------

Weather / Track : Cloudy / Dry

These results are provisional until the conclusion of any judicial and technical matters.

Snetterton  
Circuit Length = 1.9520 miles.  
Start: 15:59

Clerk of Course

Timekeeper:

## 24 Hour 2CV Endurance Race INTERIM BULLETIN AFTER 4 HOURS

POS	NO	CL	DRIVER	NAT	CAR	TIME	LAPS	GAP	MPH	BEST
1	28		TETE ROUGE 1		Citroen 2CV	3:57:51.571	124		61.05	1:48.036
2	4		TEAM GADGET RACING		Citroen 2CV	3:59:01.727	124	1:10.156	60.75	1:48.418
3	5		TEAM TIGGER		Citroen 2CV	3:55:56.870	123	1 LAP	61.05	1:48.226
4	13		TETE ROUGE 2		Citroen 2CV	3:59:00.974	123	1 LAP	60.27	1:49.893
5	99		HOOZ RAY SIN		Citroen 2CV	3:58:53.341	122	2 LAPS	59.81	1:50.423
6	16		IMBROGLIO RACING		Citroen 2CV	3:59:38.559	122	2 LAPS	59.62	1:49.650
7	30		TEAM STINKY		Citroen 2CV	3:59:00.426	121	3 LAPS	59.29	1:49.994
8	54		PRET A BOIRE		Citroen 2CV	3:59:28.693	121	3 LAPS	59.17	1:50.007
9	67		LUCKY JON RACING		Citroen 2CV	3:59:53.453	121	3 LAPS	59.07	1:51.347
10	77		TWO SMOKING BARRELS		Citroen 2CV	3:58:06.387	120	4 LAPS	59.02	1:49.952
11	69		MRB RACING		Citroen 2CV	3:52:57.610	119	5 LAPS	59.82	1:50.324
12	61		TETE ROUGE 3		Citroen 2CV	3:58:56.025	119	5 LAPS	58.33	1:51.253
13	90		TEAM STINGRAY 90		Citroen 2CV	3:58:59.684	119	5 LAPS	58.31	1:48.630
14	46		GREASE MONKEY RACING		Citroen 2CV	3:59:02.410	119	5 LAPS	58.30	1:50.413
15	20		TEAM TWIN SNAILS		Citroen 2CV	3:59:03.184	119	5 LAPS	58.30	1:53.137
16	60		FOUR LEMONS & ORANGE		Citroen 2CV	3:58:54.337	118	6 LAPS	57.84	1:53.141
17	9		HOLLIS MOTORSPORT		Citroen 2CV	3:58:12.440	117	7 LAPS	57.52	1:52.582
18	50		BOSS HOGGS ARMY		Citroen 2CV	3:58:21.342	117	7 LAPS	57.49	1:53.610
19	7		FINDLAYS JD NO7		Citroen 2CV	3:59:04.284	117	7 LAPS	57.31	1:53.380
20	70		RACEHIRE COM		Citroen 2CV	3:58:58.553	116	8 LAPS	56.85	1:53.094
21	17		TWIN SNAILS TOO		Citroen 2CV	3:55:33.882	115	9 LAPS	57.17	1:54.113
22	81		THE VIRGIN RACERS		Citroen 2CV	3:56:31.364	115	9 LAPS	56.94	1:54.429
23	97		TEAM FINE PRINT		Citroen 2CV	3:58:34.692	115	9 LAPS	56.45	1:55.181
24	68		BR MOTORSPORT		Citroen 2CV	3:58:51.863	115	9 LAPS	56.38	1:55.214
25	76		AGENT PROVOCATEUR		Citroen 2CV	3:57:50.771	114	10 LAPS	56.13	1:55.174
26	31		NETWORK SOLUTIONS		Citroen 2CV	3:58:49.652	114	10 LAPS	55.90	1:55.214
27	88		ECURIE MORVE VERTE		Citroen 2CV	3:58:57.489	114	10 LAPS	55.87	1:52.598
28	42		TURQUOISE TORTOISE		Citroen 2CV	3:59:54.548	113	11 LAPS	55.16	1:51.641
29	40		CRISIS RACING		Citroen 2CV	3:52:31.347	111	13 LAPS	55.91	1:54.674
30	32		AA AUTOMOTIVE		Citroen 2CV	3:45:50.154	103	21 LAPS	53.41	1:53.389
31	27		RED NOSE SCOTLAND		Citroen 2CV	3:41:53.906	101	23 LAPS	53.30	1:54.955
32	2		ROCKET DOG RACING		Citroen 2CV	3:59:08.525	99	25 LAPS	48.48	1:50.386
33	14		SIMPLY THE BREAST		Citroen 2CV	3:32:15.911	96	28 LAPS	52.96	1:50.561

### FASTEST LAP

28	TETE ROUGE 1	Citroen 2CV	1:48.036	15	65.04mph	104.67kph
----	--------------	-------------	----------	----	----------	-----------

Weather / Track : Cloudy / Dry

These results are provisional until the conclusion of any judicial and technical matters.

Snetterton  
Circuit Length = 1.9520 miles.  
Start: 15:59

Clerk of Course	Timekeeper:
-----------------	-------------

## 24 Hour 2CV Endurance Race INTERIM BULLETIN AFTER 5 HOURS

POS	NO	CL	NAT	TIME	LAPS	GAP	MPH	BEST
1	28	TETE ROUGE 1	Citroen 2CV	5:02:29.670	154		59.62	1:48.036
2	5	TEAM TIGGER	Citroen 2CV	5:02:30.387	153	1 LAP	59.23	1:48.226
3	4	TEAM GADGET	Citroen 2CV	5:02:14.705	152	2 LAPS	58.90	1:48.418
4	13	TETE ROUGE 2	Citroen 2CV	5:02:49.301	152	2 LAPS	58.78	1:49.893
5	67	LUCKY JON RACING	Citroen 2CV	5:01:05.947	150	4 LAPS	58.34	1:51.347
6	54	PRET A BOIRE	Citroen 2CV	5:02:39.830	150	4 LAPS	58.04	1:50.007
7	77	TWO SMOKING BARRELS	Citroen 2CV	5:02:48.427	150	4 LAPS	58.01	1:49.952
8	16	IMBROGLIO RACING	Citroen 2CV	5:01:39.647	149	5 LAPS	57.84	1:49.650
9	90	TEAM STINGRAY 90	Citroen 2CV	5:01:04.575	148	6 LAPS	57.57	1:48.630
10	46	GREASE MONKEY RACING	Citroen 2CV	5:00:58.339	147	7 LAPS	57.20	1:50.413
11	69	MRB RACING	Citroen 2CV	5:01:41.208	147	7 LAPS	57.06	1:50.324
12	50	BOSS HOGGS ARMY	Citroen 2CV	5:02:49.047	147	7 LAPS	56.85	1:53.610
13	61	TETE ROUGE 3	Citroen 2CV	5:00:50.113	146	8 LAPS	56.84	1:51.253
14	9	HOLLIS MOTORSPORT	Citroen 2CV	5:01:01.917	146	8 LAPS	56.80	1:52.582
15	60	FOUR LEMONS & ORANGE	Citroen 2CV	5:01:38.295	146	8 LAPS	56.68	1:53.141
16	20	TEAM TWIN SNAILS	Citroen 2CV	5:02:40.890	146	8 LAPS	56.49	1:53.137
17	7	FINDLAYS JD NO7	Citroen 2CV	5:01:40.653	145	9 LAPS	56.29	1:53.380
18	68	BR MOTORSPORT	Citroen 2CV	5:02:41.708	144	10 LAPS	55.71	1:55.214
19	17	TWIN SNAILS TOO	Citroen 2CV	5:00:56.412	143	11 LAPS	55.65	1:54.113
20	70	RACEHIRE COM	Citroen 2CV	5:00:59.614	143	11 LAPS	55.64	1:53.094
21	30	TEAM STINKY	Citroen 2CV	5:01:05.511	143	11 LAPS	55.62	1:49.994
22	99	HOOZ RAY SIN	Citroen 2CV	5:01:39.008	143	11 LAPS	55.52	1:50.423
23	97	TEAM FINE PRINT	Citroen 2CV	5:00:51.103	142	12 LAPS	55.28	1:55.181
24	31	NETWORK SOLUTIONS	Citroen 2CV	5:01:00.302	142	12 LAPS	55.25	1:55.214
25	42	TURQUOISE TORTOISE	Citroen 2CV	5:01:02.456	142	12 LAPS	55.24	1:51.641
26	88	ECURIE MORVE VERTE	Citroen 2CV	5:02:46.537	141	13 LAPS	54.54	1:52.598
27	76	AGENT PROVOCATEUR	Citroen 2CV	5:02:47.399	140	14 LAPS	54.15	1:55.174
28	81	THE VIRGIN RACERS	Citroen 2CV	5:00:48.267	139	15 LAPS	54.12	1:54.429
29	40	CRISIS RACING	Citroen 2CV	4:47:25.093	133	21 LAPS	54.19	1:54.674
30	2	ROCKET DOG RACING	Citroen 2CV	5:01:03.842	128	26 LAPS	49.79	1:50.386
31	27	RED NOSE SCOTLAND	Citroen 2CV	4:58:14.009	122	32 LAPS	47.91	1:54.955
32	32	AA AUTOMOTIVE	Citroen 2CV	5:02:41.266	121	33 LAPS	46.81	1:53.389
33	14	SIMPLY THE BREAST	Citroen 2CV	5:01:01.481	107	47 LAPS	41.63	1:50.561

### FASTEST LAP

28	TETE ROUGE 1	Citroen 2CV	1:48.036	15	65.04mph	104.67kph
----	--------------	-------------	----------	----	----------	-----------

Weather / Track :

These results are provisional until the conclusion of any judicial and technical matters.

Snetterton  
Circuit Length = 1.9520 miles.  
Start: 15:59

Clerk of Course	Timekeeper:
-----------------	-------------