



Race Day

Silverstone National Circuit

22nd April 2006



Results Provided by MST Sports Timing Ltd
www.msttiming.com

Kumho BMW Championship QUALIFYING - Race 1

POS	NO	CL	NAME	NAT	ENTRY	TIME	LAPS	GAP	MPH
1	1	A	Rick KERRY		BMW M3 Evo	1:04.858	14		90.97
2	3	A	Paul WINTER		BMW M3 Evo	1:06.380	14	1.522	88.88
3	2	A	Richard MALLINSON		BMW E30 M3	1:07.109	14	2.251	87.92
4	6	A	Colin WHITMORE		BMW E36 M3	1:07.361	14	2.503	87.59
5	35	B	Giovanni di GENNARO		BMW E30 M3	1:07.505	11	2.647	87.40
6	5	A	Ian HILL		BMW E36 M3	1:07.618	14	2.760	87.26
7	45	C	Paul MOLONEY		BMW 325i	1:08.082	13	3.224	86.66
8	44	C	James PERROTT		BMW 325i	1:08.113	14	3.255	86.62
9	42	C	Ian CRISP		BMW E30	1:08.272	14	3.414	86.42
10	25	B	Trevor FORD		BMW M3 E30	1:08.622	12	3.764	85.98
11	22	B	Evelyne BUANIC		BMW M3 E30	1:08.966	13	4.108	85.55
12	34	B	James COOK		BMW E30 M3	1:10.234	13	5.376	84.01
13	41	C	Stuart LAWS		BMW 325 E30	1:10.751	13	5.893	83.39
14	32	B	Garrie WHITTAKER		BMW M3 E30	1:10.905	12	6.047	83.21
15	9	A	Ian MUNNS		BMW M3	1:11.480	10	6.622	82.54
16	24	B	Mark ASTALL		BMW E30 M3	1:11.887	13	7.029	82.07
17	33	B	Brian JORDAN		BMW M6	1:12.455	7	7.597	81.43
18	28	B	Adrian GILBERT		BMW M3 E36 2DR	1:15.946	11	11.088	77.69

CARS 6, 22 AND 33 MUST FIT WORKING TRANSPONDERS PLEASE

Weather/Track - Cloudy/Dry

These results are provisional until the conclusion of any judicial and technical matters.

Silverstone

Circuit Length = 1.6390 miles.

Start: 09:00 End: 09:15

Clerk of Course:	Stewards:	Timekeeper:

Kumho BMW Championship LAP ANALYSIS

1	Rick KERRY	BMW M3 Evo			
1 -	7:33.663	6 -	1:05.992	11 -	1:05.683
2 -	1:23.161	7 -	1:05.502	12 -	1:04.858
3 -	1:10.522	8 -	1:06.832	13 -	1:05.124
4 -	1:07.059	9 -	1:12.746	14 -	1:08.272
5 -	1:05.361	10 -	1:05.306		
2	Richard MALLINSON	BMW E30 M3			
1 -	7:27.909	6 -	1:07.773	11 -	1:07.275
2 -	1:16.674	7 -	1:07.147	12 -	1:10.459
3 -	1:08.798	8 -	1:08.399	13 -	1:07.109
4 -	1:08.199	9 -	1:08.197	14 -	1:07.418
5 -	1:07.261	10 -	1:09.554		
3	Paul WINTER	BMW M3 Evo			
1 -	7:43.196	6 -	1:10.284	11 -	1:07.057
2 -	1:21.409	7 -	1:08.214	12 -	1:07.361
3 -	1:12.690	8 -	1:08.070	13 -	1:06.380
4 -	1:09.366	9 -	1:07.972	14 -	1:06.647
5 -	1:09.548	10 -	1:08.286		
5	Ian HILL	BMW E36 M3			
1 -	7:36.587	6 -	1:08.600	11 -	1:08.353
2 -	1:23.506	7 -	1:08.122	12 -	1:07.618
3 -	1:11.389	8 -	1:08.644	13 -	1:08.527
4 -	1:09.711	9 -	1:07.786	14 -	1:08.384
5 -	1:09.244	10 -	1:08.094		
6	Colin WHITMORE	BMW E36 M3			
1 -	7:37.028	6 -	1:09.947	11 -	1:07.361
2 -	1:24.553	7 -	1:08.838	12 -	1:08.808
3 -	1:13.735	8 -	1:08.588	13 -	1:07.996
4 -	1:09.393	9 -	1:08.853	14 -	1:08.448
5 -	1:09.238	10 -	1:07.982		
9	Ian MUNNS	BMW M3			
1 -	X:00.000P	6 -	1:17.254		
2 -	1:50.418	7 -	1:12.541		
3 -	1:23.317	8 -	1:11.891		
4 -	1:19.532	9 -	1:11.480		
5 -	1:20.855	10 -	1:18.481		
22	Evelyne BUANIC	BMW M3 E30			
1 -	7:41.657	6 -	1:11.165	11 -	1:10.977
2 -	1:25.440	7 -	1:11.772	12 -	1:08.966
3 -	1:15.663	8 -	1:12.025	13 -	1:09.858
4 -	1:12.896	9 -	1:11.557		
5 -	1:10.791	10 -	1:11.900		


**Kumho BMW Championship
LAP ANALYSIS
(contd.)**

24	Mark ASTALL	BMW E30 M3
1 -	7:32.890	6 - 1:13.165
2 -	1:39.674	7 - 1:13.929
3 -	1:15.763	8 - 1:14.189
4 -	1:16.245	9 - 1:12.215
5 -	1:15.150	10 - 1:11.978
11 -	1:11.887	
12 -	1:12.349	
13 -	1:12.051	
25	Trevor FORD	BMW M3 E30
1 -	7:47.502	6 - 1:12.281
2 -	1:58.438P	7 - 1:12.053
3 -	2:18.188	8 - 1:10.268
4 -	1:13.320	9 - 1:10.511
5 -	1:11.656	10 - 1:09.725
11 -	1:08.622	
12 -	1:10.242	
28	Adrian GILBERT	BMW M3 E36 2DR
1 -	8:00.074	6 - 1:27.949
2 -	1:39.592	7 - 1:23.906
3 -	1:32.878	8 - 1:19.654
4 -	1:27.370	9 - 1:17.949
5 -	1:28.601	10 - 1:15.946
11 -	1:18.438	
32	Garrie WHITTAKER	BMW M3 E30
1 -	7:48.085	6 - 1:11.803
2 -	1:23.756	7 - 1:41.508
3 -	1:15.432	8 - 2:14.013
4 -	1:14.964	9 - 1:14.384
5 -	1:12.683	10 - 1:26.020
11 -	1:11.338	
12 -	1:10.905	
33	Brian JORDAN	BMW M6
1 -	7:49.030	6 - 1:12.455
2 -	1:25.465	7 - 1:39.341P
3 -	1:14.739	
4 -	1:14.942	
5 -	1:13.995	
34	James COOK	BMW E30 M3
1 -	7:44.493	6 - 1:11.954
2 -	1:23.383	7 - 1:12.074
3 -	1:16.163	8 - 1:13.103
4 -	1:15.634	9 - 1:12.136
5 -	1:13.243	10 - 1:10.234
11 -	1:10.645	
12 -	1:10.823	
13 -	1:10.806	
35	Giovanni di GENNARO	BMW E30 M3
1 -	7:57.058	6 - 1:07.991
2 -	1:24.475	7 - 1:08.049
3 -	1:14.039	8 - 1:08.330
4 -	1:14.285	9 - 1:07.505
5 -	1:09.310	10 - 1:13.344
11 -	1:40.838P	

Kumho BMW Championship
LAP ANALYSIS
 (contd.)

41	Stuart LAWS	BMW 325 E30			
1 -	7:46.191	6 -	1:12.458	11 -	1:11.327
2 -	1:23.348	7 -	1:11.560	12 -	1:11.615
3 -	1:15.274	8 -	1:13.028	13 -	1:10.751
4 -	1:14.291	9 -	1:11.884		
5 -	1:12.823	10 -	1:11.099		
42	Ian CRISP	BMW E30			
1 -	7:30.505	6 -	1:09.119	11 -	1:09.272
2 -	1:15.737	7 -	1:08.982	12 -	1:08.503
3 -	1:10.941	8 -	1:08.896	13 -	1:08.272
4 -	1:10.297	9 -	1:09.006	14 -	1:08.841
5 -	1:11.235	10 -	1:09.824		
44	James PERROTT	BMW 325i			
1 -	7:32.064	6 -	1:09.409	11 -	1:10.096
2 -	1:16.981	7 -	1:08.684	12 -	1:08.113
3 -	1:11.228	8 -	1:10.067	13 -	1:21.604
4 -	1:10.192	9 -	1:10.445	14 -	1:09.235
5 -	1:10.330	10 -	1:08.302		
45	Paul MOLONEY	BMW 325i			
1 -	7:35.998	6 -	1:10.109	11 -	1:08.642
2 -	1:25.371	7 -	1:09.992	12 -	1:08.082
3 -	1:16.697	8 -	1:10.128	13 -	1:08.188
4 -	1:32.674	9 -	1:10.296		
5 -	1:10.239	10 -	1:09.220		

Kumho BMW Championship GRID - Race 1

ROW 9	1:12.455 33 JORDAN	1:15.946 28 GILBERT
ROW 8	1:11.480 9 MUNNS	1:11.887 24 ASTALL
ROW 7	1:10.751 41 LAWS	1:10.905 32 WHITTAKER
ROW 6	1:08.966 22 BUANIC	1:10.234 34 COOK
ROW 5	1:08.272 42 CRISP	1:08.622 25 FORD
ROW 4	1:08.082 45 MOLONEY	1:08.113 44 PERROTT
ROW 3	1:07.505 35 GENNARO	1:07.618 5 HILL
ROW 2	1:07.109 2 MALLINSON	1:07.361 6 WHITMORE
ROW 1	1:04.858 1 KERRY	1:06.380 3 WINTER
POLE		
		

CARS 6, 22 AND 33 MUST FIT WORKING TRANSPONDERS PLEASE

Weather/Track - Cloudy/Dry

These results are provisional until the conclusion of any judicial and technical matters.

Silverstone

Circuit Length = 1.6390 miles.

Start: 09:00 End: 09:15

Clerk of Course:	Stewards:	Timekeeper:
------------------	-----------	-------------

Kumho BMW Championship

RACE RESULT - Race 1

POS	NO	CL	NAME	NAT	ENTRY	TIME	LAPS	GAP	MPH	BEST
1	1	A	Rick KERRY		BMW M3 Evo	13:27.349	12		87.91	1:05.695
2	3	A	Paul WINTER		BMW M3 Evo	13:38.062	12	10.713	86.76	1:06.868
3	5	A	Ian HILL		BMW E36 M3	13:38.978	12	11.629	86.67	1:06.955
4	2	A	Richard MALLINSON		BMW E30 M3	13:39.604	12	12.255	86.60	1:07.137
5	35	B	Giovanni di GENNARO		BMW E30 M3	13:45.787	12	18.438	85.95	1:07.275
6	6	A	Colin WHITMORE		BMW E36 M3	13:56.586	12	29.237	84.84	1:08.144
7	22	B	Evelyne BUANIC		BMW M3 E30	14:10.955	12	43.606	83.41	1:09.118
8	44	C	James PERROTT		BMW 325i	14:13.040	12	45.691	83.21	1:09.046
9	45	C	Paul MOLONEY		BMW 325i	14:13.236	12	45.887	83.19	1:08.518
10	42	B	Ian CRISP		BMW E30	14:23.059	12	55.710	82.24	1:08.848
11	34	B	James COOK		BMW E30 M3	14:27.232	12	59.883	81.84	1:09.884
12	32	B	Garrie WHITTAKER		BMW M3 E30	14:27.276	12	59.927	81.84	1:09.954
13	41	C	Stuart LAWS		BMW 325 E30	14:35.479	12	1:08.130	81.07	1:11.123
14	9	A	Ian MUNNS		BMW M3	13:28.297	11	1 LAP	80.51	1:11.210
15	25	B	Trevor FORD		BMW M3 E30	13:34.653	11	1 LAP	79.88	1:09.885
16	24	B	Mark ASTALL		BMW E30 M3	14:09.602	11	1 LAP	76.60	1:12.853
17	28	B	Adrian GILBERT		BMW M3 E36 2DR	13:43.004	10	2 LAPS	71.90	1:17.006

NOT CLASSIFIED

33	B	Brian JORDAN		BMW M6	5:36.440	4	D.N.F.	70.67	1:15.062
----	---	--------------	--	--------	----------	---	--------	-------	----------

FASTEST LAP

1	A	Rick KERRY		BMW M3 Evo	1:05.695	10	89.81mph	144.54kph
35	B	Giovanni di GENNARO		BMW E30 M3	1:07.275	8	87.70mph	141.14kph
45	C	Paul MOLONEY		BMW 325i	1:08.518	9	86.11mph	138.58kph

CARS 6, 22 AND 33 MUST FIT WORKING TRANSPONDERS PLEASE

Weather/Track - Cloudy/Dry

These results are provisional until the conclusion of any judicial and technical matters.

Silverstone

Circuit Length = 1.6390 miles.

Start: 13:15 End: 13:28

Clerk of Course:	Stewards:	Timekeeper:
------------------	-----------	-------------

Kumho BMW Championship

LAP CHART

Lap 1			Lap 2			Lap 3			Lap 4			Lap 5		
No	Behind	Laptime	No	Behind	Laptime	No	Behind	Laptime	No	Behind	Laptime	No	Behind	Laptime
1		1:15.611	1		1:06.859	1		1:06.625	1		1:06.656	1		1:06.544
2	0.658	1:16.269	2	0.952	1:07.153	2	1.854	1:07.527	2	2.413	1:07.215	28	1 LAP	1:21.698
5	1.283	1:16.894	5	1.593	1:07.169	5	2.673	1:07.705	5	3.090	1:07.073	2	3.507	1:07.638
3	1.505	1:17.116	3	2.491	1:07.845	3	3.781	1:07.915	3	4.559	1:07.434	5	4.606	1:08.060
6	2.295	1:17.906	6	3.580	1:08.144	6	6.167	1:09.212	35	8.134	1:07.981	3	6.162	1:08.147
35	3.414	1:19.025	35	4.259	1:07.704	35	6.809	1:09.175	6	8.363	1:08.852	35	10.541	1:08.951
44	5.841	1:21.452	44	9.406	1:10.424	44	13.416	1:10.635	44	16.987	1:10.227	6	11.605	1:09.786
22	6.662	1:22.273	22	10.081	1:10.278	22	14.172	1:10.716	22	17.435	1:09.919	22	21.104	1:10.213
45	6.809	1:22.420	45	10.832	1:10.882	45	14.599	1:10.392	45	19.181	1:11.238	44	22.028	1:11.585
34	8.137	1:23.748	34	13.146	1:11.868	34	17.692	1:11.171	34	22.525	1:11.489	45	22.970	1:10.333
42	9.142	1:24.753	9	14.562	1:11.970	9	19.651	1:11.714	9	25.277	1:12.282	34	26.774	1:10.793
9	9.451	1:25.062	42	15.218	1:12.935	42	20.392	1:11.799	42	25.771	1:12.035	9	31.199	1:12.466
41	10.377	1:25.988	41	15.797	1:12.279	41	20.954	1:11.782	32	25.945	1:10.939	32	31.644	1:12.243
32	10.668	1:26.279	32	16.366	1:12.557	32	21.662	1:11.921	41	26.581	1:12.283	42	32.323	1:13.096
33	11.792	1:27.403	33	19.995	1:15.062	24	29.729	1:14.289	24	37.017	1:13.944	41	32.661	1:12.624
24	12.741	1:28.352	24	22.065	1:16.183	33	30.448	1:17.078	25	42.630	1:13.772	25	47.885	1:11.799
25	13.659	1:29.270	25	25.066	1:18.266	25	35.514	1:17.073	33	1:00.689	1:36.897P	24	1:01.387	1:30.914
28	21.917	1:37.528	28	36.467	1:21.409	28	53.143	1:23.301						

CARS 6, 22 AND 33 MUST FIT WORKING TRANSPONDERS PLEASE
Weather/Track - Cloudy/Dry

Silverstone
Circuit Length = 1.6390 miles.
Start: 13:15 End: 13:28

Kumho BMW Championship LAP CHART

(contd.)

Lap 6			Lap 7			Lap 8			Lap 9			Lap 10		
No	Behind	Laptime	No	Behind	Laptime	No	Behind	Laptime	No	Behind	Laptime	No	Behind	Laptime
1		1:06.658	1		1:05.971	1		1:06.109	1		1:06.823	1		1:05.695
2	5.142	1:08.293	24	1 LAP	1:15.128	5	8.241	1:07.405	5	8.588	1:07.170	25	1 LAP	1:10.952
5	5.961	1:08.013	5	6.945	1:06.955	3	8.948	1:07.314	3	8.993	1:06.868	3	10.346	1:07.048
3	6.761	1:07.257	2	7.231	1:08.060	2	9.477	1:08.355	2	9.974	1:07.320	5	10.768	1:07.875
35	11.339	1:07.456	3	7.743	1:06.953	24	1 LAP	1:14.240	35	14.620	1:07.589	2	11.416	1:07.137
6	13.784	1:08.837	35	12.688	1:07.320	35	13.854	1:07.275	24	1 LAP	1:15.457	35	16.468	1:07.543
28	1 LAP	1:22.602	6	16.417	1:08.604	6	18.880	1:08.572	6	20.897	1:08.840	6	24.311	1:09.109
22	24.335	1:09.889	22	29.153	1:10.789	22	32.696	1:09.652	22	35.422	1:09.549	24	1 LAP	1:14.339
44	25.642	1:10.272	44	30.371	1:10.700	45	33.921	1:09.318	45	35.616	1:08.518	22	39.022	1:09.295
45	25.793	1:09.481	45	30.712	1:10.890	44	34.196	1:09.934	44	36.419	1:09.046	44	40.420	1:09.696
34	31.039	1:10.923	28	1 LAP	1:21.565	34	42.672	1:12.025	34	46.364	1:10.515	45	40.576	1:10.655
32	35.934	1:10.948	34	36.756	1:11.688	32	44.541	1:09.980	42	48.008	1:09.845	42	51.724	1:09.411
42	36.843	1:11.178	42	40.399	1:09.527	42	44.986	1:10.696	32	48.921	1:11.203	34	53.225	1:12.556
9	37.502	1:12.961	32	40.670	1:10.707	28	1 LAP	1:20.622	41	53.098	1:11.386	32	53.426	1:10.200
41	38.303	1:12.300	9	42.741	1:11.210	9	47.944	1:11.312	9	53.432	1:12.311	41	58.794	1:11.391
25	52.745	1:11.518	41	43.521	1:11.189	41	48.535	1:11.123	28	1 LAP	1:18.709	9	1:01.108	1:13.371
			25	57.466	1:10.692	25	1:02.625	1:11.268						

CARS 6, 22 AND 33 MUST FIT WORKING TRANSPONDERS PLEASE
Weather/Track - Cloudy/Dry

Silverstone
Circuit Length = 1.6390 miles.
Start: 13:15 End: 13:28

Kumho BMW Championship LAP CHART

(contd.)

Lap 11			Lap 12			Lap 13			Lap 14			Lap 15		
No	Behind	Laptime	No	Behind	Laptime	No	Behind	Laptime	No	Behind	Laptime	No	Behind	Laptime
1		1:06.025	1		1:07.773									
28	2 LAPS	1:17.006	9	1 LAP	1:13.638									
25	1 LAP	1:09.885	25	1 LAP	1:10.158									
3	11.340	1:07.019	3	10.713	1:07.146									
5	12.221	1:07.478	5	11.629	1:07.181									
2	12.780	1:07.389	2	12.255	1:07.248									
35	17.984	1:07.541	28	2 LAPS	1:18.564									
6	27.189	1:08.903	35	18.438	1:08.227									
24	1 LAP	1:13.903	6	29.237	1:09.821									
22	42.115	1:09.118	24	1 LAP	1:12.853									
44	44.114	1:09.719	22	43.606	1:09.264									
45	44.294	1:09.743	44	45.691	1:09.350									
42	54.635	1:08.936	45	45.887	1:09.366									
34	57.084	1:09.884	42	55.710	1:08.848									
32	57.746	1:10.345	34	59.883	1:10.572									
41	1:03.933	1:11.164	32	59.927	1:09.954									
			41	1:08.130	1:11.970									


CARS 6, 22 AND 33 MUST FIT WORKING TRANSPONDERS PLEASE
Weather/Track - Cloudy/Dry

Silverstone
Circuit Length = 1.6390 miles.
Start: 13:15 End: 13:28

**Kumho BMW Championship
GRID - Race 9**

ROW 9	28 GILBERT	33 JORDAN
ROW 8	25 FORD	24 ASTALL
ROW 7	41 LAWS	9 MUNNS
ROW 6	34 COOK	32 WHITTAKER
ROW 5	45 MOLONEY	42 CRISP
ROW 4	22 BUANIC	44 PERROTT
ROW 3	35 GENNARO	6 WHITMORE
ROW 2	5 HILL	2 MALLINSON
ROW 1	1 KERRY	3 WINTER

POLE



CARS 6, 22 AND 33 MUST FIT WORKING TRANSPONDERS PLEASE

Weather/Track - Cloudy/Dry

These results are provisional until the conclusion of any judicial and technical matters.

Silverstone

Circuit Length = 1.6390 miles.

Start: 13:15 End: 13:28

Clerk of Course:	Stewards:	Timekeeper:
------------------	-----------	-------------

Kumho BMW Championship

RACE RESULT - Race 9

POS	NO	CL	NAME	NAT	ENTRY	TIME	LAPS	GAP	MPH	BEST
1	1	A	Rick KERRY		BMW M3 Evo	13:22.246	12		88.47	1:05.293
2	3	A	Paul WINTER		BMW M3 Evo	13:31.847	12	9.601	87.43	1:06.164
3	5	A	Ian HILL		BMW E36 M3	13:34.525	12	12.279	87.14	1:06.468
4	35	B	Giovanni di GENNARO		BMW E30 M3	13:36.720	12	14.474	86.91	1:06.744
5	6	A	Colin WHITMORE		BMW E36 M3	13:50.657	12	28.411	85.45	1:07.719
6	44	C	James PERROTT		BMW 325i	14:01.239	12	38.993	84.37	1:08.424
7	42	B	Ian CRISP		BMW E30	14:04.158	12	41.912	84.08	1:08.023
8	25	B	Trevor FORD		BMW M3 E30	14:17.864	12	55.618	82.74	1:09.186
9	41	C	Stuart LAWS		BMW 325 E30	14:28.459	12	1:06.213	81.73	1:10.606
10	9	A	Ian MUNNS		BMW M3	14:34.530	12	1:12.284	81.16	1:09.523
11	32	B	Garrie WHITTAKER		BMW M3 E30	15:22.251	12	2:00.005	76.96	1:09.669
12	22	B	Evelyne BUANIC		BMW M3 E30	13:24.380	11	1 LAP	80.90	1:08.869
13	28	B	Adrian GILBERT		BMW M3 E36 2DR	13:25.376	10	2 LAPS	73.48	1:16.770
14	34	B	James COOK		BMW E30 M3	13:44.267	10	2 LAPS	71.79	1:11.329
15	24	B	Mark ASTALL		BMW E30 M3	14:14.762	9	3 LAPS	62.33	1:27.465

NOT CLASSIFIED

45	C	Paul MOLONEY		BMW 325i	8:29.410	7	D.N.F.	81.42	1:09.103
2	A	Richard MALLINSON		BMW E30 M3	1:41.773	1	D.N.F.	59.70	

FASTEST LAP

1	A	Rick KERRY		BMW M3 Evo	1:05.293	7	90.36mph	145.43kph
35	B	Giovanni di GENNARO		BMW E30 M3	1:06.744	5	88.40mph	142.27kph
44	C	James PERROTT		BMW 325i	1:08.424	11	86.23mph	138.77kph

Weather/Track - Bright/Dry
 These results are provisional until the conclusion of any judicial and technical matters.

Silverstone
 Circuit Length = 1.6390 miles.
 Start: 17:12 End: 17:25

Clerk of Course:	Stewards:	Timekeeper:
------------------	-----------	-------------

Kumho BMW Championship

LAP CHART

Lap 1			Lap 2			Lap 3			Lap 4			Lap 5		
No	Behind	Laptime	No	Behind	Laptime	No	Behind	Laptime	No	Behind	Laptime	No	Behind	Laptime
1		1:15.475	1		1:06.253	1		1:05.924	1		1:05.628	1		1:05.942
3	1.601	1:17.076	3	1.747	1:06.399	3	2.211	1:06.388	3	3.069	1:06.486	3	3.291	1:06.164
5	1.879	1:17.354	5	2.419	1:06.793	5	3.086	1:06.591	5	4.518	1:07.060	5	5.370	1:06.794
35	2.632	1:18.107	35	3.319	1:06.940	35	4.223	1:06.828	35	5.416	1:06.821	35	6.218	1:06.744
6	3.186	1:18.661	6	4.652	1:07.719	6	6.481	1:07.753	6	9.024	1:08.171	6	11.194	1:08.112
44	5.371	1:20.846	44	9.021	1:09.903	44	13.323	1:10.226	44	16.944	1:09.249	44	20.095	1:09.093
32	6.388	1:21.863	42	12.912	1:11.337	42	15.988	1:09.000	42	19.158	1:08.798	42	22.182	1:08.966
22	6.679	1:22.154	41	13.314	1:11.685	41	18.337	1:10.947	24	1 LAP	1:37.560	25	26.981	1:09.186
42	7.828	1:23.303	25	15.054	1:11.784	25	19.383	1:10.253	25	23.737	1:09.982	41	30.031	1:11.432
41	7.882	1:23.357	45	19.468	1:17.405	45	23.237	1:09.693	41	24.541	1:11.832	45	30.487	1:09.103
45	8.316	1:23.791	9	21.946	1:14.592	9	27.522	1:11.500	45	27.326	1:09.717	9	39.407	1:12.369
34	8.920	1:24.395	32	23.776	1:23.641	32	28.726	1:10.874	9	32.980	1:11.086	32	40.577	1:12.170
25	9.523	1:24.998	22	28.668	1:28.242	22	35.310	1:12.566	32	34.349	1:11.251	22	46.207	1:10.885
9	13.607	1:29.082	34	31.975	1:29.308P	28	47.332	1:20.283	22	41.264	1:11.582	34	1 LAP	1:11.733
24	13.978	1:29.453	28	32.973	1:21.904				34	1 LAP	2:27.086	24	1 LAP	1:43.547
28	17.322	1:32.797	24	54.325	1:46.600				28	1:01.159	1:19.455			
2	26.298	1:41.773P												

Kumho BMW Championship

LAP CHART

(contd.)

Lap 6			Lap 7			Lap 8			Lap 9			Lap 10		
No	Behind	Laptime	No	Behind	Laptime	No	Behind	Laptime	No	Behind	Laptime	No	Behind	Laptime
1		1:05.490	1		1:05.293	1		1:05.753	1		1:05.485	1		1:07.155
3	4.070	1:06.269	3	5.277	1:06.500	34	2 LAPS	1:12.240	34	2 LAPS	1:12.138	3	8.461	1:07.994
5	7.500	1:07.620	5	8.675	1:06.468	3	5.922	1:06.398	3	7.622	1:07.185	24	3 LAPS	1:37.641
35	8.080	1:07.352	35	10.090	1:07.303	5	10.023	1:07.101	5	11.637	1:07.099	5	11.452	1:06.970
28	1 LAP	1:20.357	6	18.028	1:09.044	35	11.458	1:07.121	35	12.983	1:07.010	34	2 LAPS	1:12.491
6	14.277	1:08.573	24	2 LAPS	1:31.198	6	20.509	1:08.234	6	23.623	1:08.599	35	13.174	1:07.346
44	23.643	1:09.038	28	1 LAP	1:18.234	44	30.728	1:09.074	44	34.261	1:09.018	6	25.089	1:08.621
42	26.262	1:09.570	44	27.407	1:09.057	42	32.214	1:08.975	42	35.137	1:08.408	44	35.620	1:08.514
25	34.559	1:13.068	42	28.992	1:08.023	28	1 LAP	1:17.871	25	46.514	1:09.826	42	37.901	1:09.919
45	35.037	1:10.040	25	38.540	1:09.274	25	42.173	1:09.386	28	1 LAP	1:17.661	25	49.556	1:10.197
41	36.218	1:11.677	45	39.405	1:09.661	24	2 LAPS	1:31.806	41	54.804	1:11.912	28	1 LAP	1:16.770
9	44.974	1:11.057	41	42.009	1:11.084	41	48.377	1:12.121	9	59.848	1:09.523	41	58.759	1:11.110
32	45.694	1:10.607	9	51.268	1:11.587	9	55.810	1:10.295	32	1:00.547	1:09.669	9	1:02.712	1:10.019
22	51.774	1:11.057	32	52.054	1:11.653	32	56.363	1:10.062	22	1:04.216	1:09.589	32	1:03.334	1:09.942
34	1 LAP	1:11.704	22	56.996	1:10.515	22	1:00.112	1:08.869				22	1:06.019	1:08.958

Kumho BMW Championship LAP CHART

(contd.)

Lap 11			Lap 12			Lap 13			Lap 14			Lap 15		
No	Behind	Laptime	No	Behind	Laptime	No	Behind	Laptime	No	Behind	Laptime	No	Behind	Laptime
1		1:06.488	1		1:07.360									
3	9.727	1:07.754	22	1 LAP	1:09.963									
5	12.637	1:07.673	28	2 LAPS	1:20.044									
35	14.309	1:07.623	3	9.601	1:07.234									
34	2 LAPS	1:11.843	5	12.279	1:07.002									
6	27.071	1:08.470	35	14.474	1:07.525									
24	3 LAPS	1:29.492	34	2 LAPS	1:11.329									
44	37.556	1:08.424	6	28.411	1:08.700									
42	41.001	1:09.588	44	38.993	1:08.797									
25	53.098	1:10.030	42	41.912	1:08.271									
41	1:02.967	1:10.696	24	3 LAPS	1:27.465									
9	1:06.074	1:09.850	25	55.618	1:09.880									
32	1:06.935	1:10.089	41	1:06.213	1:10.606									
			9	1:12.284	1:13.570									
			32	2:00.005	2:00.430P									

Universal Racing Services Classic Formula Ford 2000 QUALIFYING - Race 2

POS	NO	CL	NAME	NAT	ENTRY	TIME	LAPS	GAP	MPH
1	88	A	James RUSKIN		Van Diemen RF82	1:02.113	19		94.99
2	11	A	Mark GRANT		Van Diemen RF82	1:02.303	16	0.190	94.70
3	50	A	Clive WOOD		Van Diemen RF82	1:02.661	17	0.548	94.16
4	45	A	Trevor ARKELL		Reynard SF81	1:03.125	17	1.012	93.47
5	49	A	Stephen WONTNER		Van Diemen RF83	1:03.211	19	1.098	93.34
6	16	A	Andy HUXTABLE		Van Diemen RF83	1:03.531	19	1.418	92.87
7	9	A	Julie CLARK		Van Diemen RF82	1:03.806	19	1.693	92.47
8	19	A	Scott TEMPLE		Van Diemen RF82	1:03.839	16	1.726	92.42
9	57	A	Chris LEVY		Van Diemen RF83	1:04.013	18	1.900	92.17
10	35	A	Steve FARRELL		Van Diemen RF83	1:04.144	15	2.031	91.98
11	76	B	Jeremy MAIN		Reynard SF79	1:04.210	18	2.097	91.89
12	40	B	Ken THOROGOOD		Van Diemen RF78	1:04.259	19	2.146	91.82
13	77	A	Martyn SNOAD		Van Diemen RF82	1:04.350	14	2.237	91.69
14	22	A	Peter MEYRICK		Van Diemen RF82	1:04.399	18	2.286	91.62
15	54	A	Peter RICHARDS		Van Diemen RF82	1:04.430	18	2.317	91.57
16	18	A	Richard WALLINGTON		Van Diemen RF83	1:04.487	17	2.374	91.49
17	34	B	Dale SPRUCE		Raynard SF79	1:04.548	17	2.435	91.41
18	46	A	Paul ALLEN		Van Diemen RF81	1:04.639	17	2.526	91.28
19	14	A	Derek WATLING		Van Diemen RF82	1:04.724	17	2.611	91.16
20	4	A	Roderick STEAD		Van Diemen RF83	1:04.735	18	2.622	91.14
21	66	A	Peter CHIPPINDALE		Van Diemen RF82	1:04.913	18	2.800	90.89
22	33	A	Phil WALKER		Van Diemen RF82	1:05.247	5	3.134	90.43
23	13	A	Eddie WILKINS		Dulon MP21	1:05.373	17	3.260	90.25
24	23	B	Terry SWINSON		Reynard SF79	1:05.378	18	3.265	90.25
25	44	B	Steve GARDINER		Reynard SF80	1:05.404	18	3.291	90.21
26	98	A	Rodney TOFT		Van Diemen RF82	1:05.568	18	3.455	89.98
27	78	A	Richard ROBINSON		Van Diemen RF82	1:06.446	15	4.333	88.80
28	15	A	John WILSON		Van Diemen RF82	1:07.301	11	5.188	87.67
29	20	A	Philip HART		Van Diemen RF82	1:08.048	12	5.935	86.70
30	97	A	Lawrence DENNE		Van Diemen RF81	1:11.170	13	9.057	82.90

CARS 23, 49 AND 53 MUST FIT WORKING TRANSPONDERS PLEASE

Weather/Track - Cloudy/Dry

These results are provisional until the conclusion of any judicial and technical matters.

Silverstone

Circuit Length = 1.6390 miles.

Start: 09:21 End: 09:41

Clerk of Course:	Stewards:	Timekeeper:
------------------	-----------	-------------

Universal Racing Services Classic Formula Ford 2000 LAP ANALYSIS

4	Roderick STEAD	Van Diemen RF83					
1 -	5:07.263	6 -	1:07.627	11 -	1:06.487	16 -	1:08.612
2 -	1:10.810	7 -	1:09.076	12 -	1:06.637	17 -	1:05.712
3 -	1:18.242	8 -	1:07.345	13 -	1:05.034	18 -	1:05.051
4 -	1:09.751	9 -	1:06.452	14 -	1:05.525		
5 -	1:09.377	10 -	1:06.087	15 -	1:04.735		
9	Julie CLARK	Van Diemen RF82					
1 -	4:56.690	6 -	1:05.190	11 -	1:06.235	16 -	1:03.806
2 -	1:08.194	7 -	1:06.227	12 -	1:05.692	17 -	1:04.436
3 -	1:07.376	8 -	1:04.808	13 -	1:04.749	18 -	1:04.218
4 -	1:06.112	9 -	1:04.818	14 -	1:04.246	19 -	1:04.477
5 -	1:06.708	10 -	1:04.702	15 -	1:04.107		
11	Mark GRANT	Van Diemen RF82					
1 -	5:11.906	6 -	1:03.862	11 -	1:02.438	16 -	1:02.303
2 -	3:46.020	7 -	1:03.472	12 -	1:02.966		
3 -	1:06.228	8 -	1:03.077	13 -	1:03.262		
4 -	1:03.981	9 -	1:02.967	14 -	1:02.833		
5 -	1:07.902	10 -	1:02.779	15 -	1:02.400		
13	Eddie WILKINS	Dulon MP21					
1 -	5:10.533	6 -	1:11.700	11 -	1:05.885	16 -	1:07.521
2 -	1:13.881	7 -	1:15.323	12 -	1:05.373	17 -	1:05.727
3 -	1:16.261	8 -	1:06.580	13 -	1:18.650		
4 -	1:14.700	9 -	1:05.745	14 -	1:21.695		
5 -	1:15.134	10 -	1:06.911	15 -	1:21.492		
14	Derek WATLING	Van Diemen RF82					
1 -	5:38.856	6 -	1:07.138	11 -	1:06.105	16 -	1:25.823
2 -	1:19.701	7 -	1:07.704	12 -	1:05.569	17 -	1:05.041
3 -	1:16.109	8 -	1:06.919	13 -	1:05.214		
4 -	1:17.511	9 -	1:22.712	14 -	1:04.724		
5 -	1:08.436	10 -	1:06.564	15 -	1:05.484		
15	John WILSON	Van Diemen RF82					
1 -	5:08.293	6 -	1:07.301	11 -	1:25.583P		
2 -	7:26.188	7 -	1:08.346				
3 -	1:09.891	8 -	1:07.821				
4 -	1:07.915	9 -	1:08.425				
5 -	1:08.091	10 -	1:08.220				
16	Andy HUXTABLE	Van Diemen RF83					
1 -	5:00.006	6 -	1:04.402	11 -	1:04.460	16 -	1:04.013
2 -	1:06.601	7 -	1:04.185	12 -	1:03.639	17 -	1:03.546
3 -	1:06.524	8 -	1:04.471	13 -	1:03.592	18 -	1:03.531
4 -	1:06.001	9 -	1:04.929	14 -	1:04.356	19 -	1:04.769
5 -	1:04.982	10 -	1:05.037	15 -	1:03.678		

Universal Racing Services Classic Formula Ford 2000
LAP ANALYSIS
 (contd.)

18	Richard WALLINGTON	Van Diemen RF83					
1 -	5:11.361	6 -	1:07.039	11 -	1:05.616	16 -	1:04.521
2 -	2:22.956	7 -	1:05.171	12 -	1:04.487	17 -	1:04.546
3 -	1:08.012	8 -	1:04.799	13 -	1:04.848		
4 -	1:05.836	9 -	1:05.283	14 -	1:04.626		
5 -	1:04.745	10 -	1:05.489	15 -	1:12.879		
19	Scott TEMPLE	Van Diemen RF82					
1 -	5:02.159	6 -	1:05.255	11 -	1:04.906	16 -	1:20.380P
2 -	1:08.580	7 -	1:06.660	12 -	1:14.143		
3 -	1:16.914P	8 -	1:04.764	13 -	1:04.195		
4 -	3:22.989	9 -	1:04.573	14 -	1:03.839		
5 -	1:06.476	10 -	1:04.572	15 -	1:03.905		
20	Philip HART	Van Diemen RF82					
1 -	5:13.297	6 -	1:10.884	11 -	4:04.467		
2 -	1:15.128	7 -	1:09.855	12 -	1:57.339P		
3 -	1:13.893	8 -	1:08.987				
4 -	1:11.136	9 -	1:08.048				
5 -	1:18.106	10 -	1:26.622P				
22	Peter MEYRICK	Van Diemen RF82					
1 -	5:17.055	6 -	1:05.364	11 -	1:05.638	16 -	1:05.422
2 -	1:09.421	7 -	1:05.121	12 -	1:05.167	17 -	1:04.462
3 -	1:10.621	8 -	1:04.861	13 -	1:04.399	18 -	1:05.151
4 -	1:07.293	9 -	1:04.532	14 -	1:05.154		
5 -	1:06.197	10 -	1:04.760	15 -	1:05.495		
23	Terry SWINSON	Reynard SF79					
1 -	5:20.870	6 -	1:07.199	11 -	1:07.863	16 -	1:05.576
2 -	1:11.705	7 -	1:09.966	12 -	1:12.243	17 -	1:06.839
3 -	1:09.954	8 -	1:07.021	13 -	1:06.499	18 -	1:05.378
4 -	1:09.178	9 -	1:06.195	14 -	1:06.482		
5 -	1:09.033	10 -	1:06.580	15 -	1:06.418		
33	Phil WALKER	Van Diemen RF82					
1 -	5:02.392						
2 -	1:07.501						
3 -	1:08.066						
4 -	1:06.237						
5 -	1:05.247						
34	Dale SPRUCE	Raynard SF79					
1 -	5:26.670	6 -	1:09.051	11 -	1:05.303	16 -	1:04.980
2 -	1:09.445	7 -	1:06.385	12 -	1:05.296	17 -	1:04.585
3 -	2:16.759	8 -	1:05.801	13 -	1:04.636		
4 -	1:07.654	9 -	1:05.272	14 -	1:04.548		
5 -	1:06.783	10 -	1:05.110	15 -	1:09.069		

Universal Racing Services Classic Formula Ford 2000
LAP ANALYSIS
(contd.)

35	Steve FARRELL	Van Diemen RF83			
1 -	5:14.818	6 -	1:08.194	11 -	1:04.749
2 -	1:12.714	7 -	1:07.957	12 -	1:04.144
3 -	1:12.859	8 -	1:24.345P	13 -	1:10.283
4 -	1:10.397	9 -	3:53.223	14 -	1:04.797
5 -	1:18.615	10 -	1:05.221	15 -	1:04.623
40	Ken THOROGOOD	Van Diemen RF78			
1 -	5:02.770	6 -	1:05.431	11 -	1:05.069
2 -	1:08.852	7 -	1:05.361	12 -	1:05.531
3 -	1:08.385	8 -	1:06.059	13 -	1:05.207
4 -	1:06.676	9 -	1:05.636	14 -	1:05.235
5 -	1:05.841	10 -	1:05.349	15 -	1:04.686
44	Steve GARDINER	Reynard SF80			
1 -	5:18.750	6 -	1:10.356	11 -	1:06.314
2 -	1:10.086	7 -	1:10.503	12 -	1:06.627
3 -	1:12.320	8 -	1:06.805	13 -	1:05.540
4 -	1:06.352	9 -	1:06.389	14 -	1:05.922
5 -	1:08.554	10 -	1:07.153	15 -	1:06.489
45	Trevor ARKELL	Reynard SF81			
1 -	5:21.035	6 -	1:04.794	11 -	1:05.428
2 -	1:08.401	7 -	1:04.359	12 -	1:04.488
3 -	1:11.316	8 -	1:03.918	13 -	1:03.985
4 -	1:06.232	9 -	1:03.267	14 -	1:04.274
5 -	1:07.481	10 -	1:04.635	15 -	1:03.131
46	Paul ALLEN	Van Diemen RF81			
1 -	5:17.465	6 -	1:09.303	11 -	1:04.813
2 -	1:11.846	7 -	1:07.191	12 -	1:05.218
3 -	2:24.724	8 -	1:06.277	13 -	1:04.639
4 -	1:07.757	9 -	1:06.744	14 -	1:04.713
5 -	1:06.041	10 -	1:05.433	15 -	1:06.280
48	TBD				
49	Stephen WONTNER	Van Diemen RF83			
1 -	5:01.857	6 -	1:06.557	11 -	1:05.200
2 -	1:07.534	7 -	1:05.601	12 -	1:04.233
3 -	1:08.044	8 -	1:04.990	13 -	1:03.852
4 -	1:06.306	9 -	1:04.752	14 -	1:03.836
5 -	1:06.345	10 -	1:04.918	15 -	1:03.878

Universal Racing Services Classic Formula Ford 2000
LAP ANALYSIS
 (contd.)

50	Clive WOOD	Van Diemen RF82					
1 -	5:17.888	6 -	1:06.760	11 -	1:02.908	16 -	1:03.405
2 -	1:08.897	7 -	1:05.470	12 -	1:02.755	17 -	1:02.826
3 -	1:10.490	8 -	1:04.252	13 -	1:02.661		
4 -	2:21.594	9 -	1:04.128	14 -	1:03.355		
5 -	1:07.244	10 -	1:03.140	15 -	1:04.275		
54	Peter RICHARDS	Van Diemen RF82					
1 -	5:14.235	6 -	1:10.000	11 -	1:04.567	16 -	1:05.938
2 -	1:10.395	7 -	1:09.550	12 -	1:06.117	17 -	1:05.291
3 -	1:12.274	8 -	1:07.451	13 -	1:07.543	18 -	1:04.882
4 -	1:09.660	9 -	1:06.111	14 -	1:04.592		
5 -	1:09.742	10 -	1:06.180	15 -	1:04.430		
57	Chris LEVY	Van Diemen RF83					
1 -	5:07.402	6 -	1:05.728	11 -	1:04.275	16 -	1:04.347
2 -	1:08.588	7 -	1:07.321	12 -	1:04.013	17 -	1:04.413
3 -	1:08.767	8 -	1:05.676	13 -	1:06.323	18 -	1:05.436
4 -	1:09.147	9 -	1:11.832	14 -	1:04.744		
5 -	1:09.169	10 -	1:04.695	15 -	1:05.263		
66	Peter CHIPPINDALE	Van Diemen RF82					
1 -	5:13.437	6 -	1:10.470	11 -	1:05.817	16 -	1:07.526
2 -	1:10.094	7 -	1:13.692	12 -	1:06.355	17 -	1:04.925
3 -	1:12.884	8 -	1:05.997	13 -	1:05.770	18 -	1:04.913
4 -	1:09.925	9 -	1:06.226	14 -	1:06.366		
5 -	1:10.913	10 -	1:05.046	15 -	1:06.039		
76	Jeremy MAIN	Reynard SF79					
1 -	5:03.771	6 -	1:06.525	11 -	1:05.232	16 -	1:04.599
2 -	1:09.510	7 -	1:05.871	12 -	1:05.265	17 -	1:06.337
3 -	1:10.423	8 -	1:09.702	13 -	1:05.188	18 -	1:04.210
4 -	1:09.267	9 -	1:05.180	14 -	1:05.002		
5 -	1:06.466	10 -	1:05.287	15 -	1:11.913		
77	Martyn SNOAD	Van Diemen RF82					
1 -	4:56.708	6 -	1:06.270	11 -	1:05.525		
2 -	1:07.219	7 -	1:18.001P	12 -	1:04.974		
3 -	1:06.958	8 -	6:04.894	13 -	1:05.477		
4 -	1:06.093	9 -	1:04.350	14 -	1:05.959		
5 -	1:06.082	10 -	1:05.313				
78	Richard ROBINSON	Van Diemen RF82					
1 -	4:57.321	6 -	1:08.372	11 -	1:15.955P		
2 -	1:08.358	7 -	1:07.587	12 -	4:00.999		
3 -	1:08.896	8 -	1:06.746	13 -	1:06.705		
4 -	1:06.729	9 -	1:06.780	14 -	1:06.446		
5 -	1:13.705	10 -	1:08.016	15 -	1:06.480		

Universal Racing Services Classic Formula Ford 2000
LAP ANALYSIS
 (contd.)


88	James RUSKIN		Van Diemen RF82		
1 -	4:58.162	6 -	1:03.764	11 - 1:02.413	16 - 1:02.846
2 -	1:07.937	7 -	1:03.628	12 - 1:02.757	17 - 1:02.620
3 -	1:06.903	8 -	1:03.200	13 - 1:03.600	18 - 1:02.289
4 -	1:05.365	9 -	1:03.249	14 - 1:03.027	19 - 1:02.113
5 -	1:04.863	10 -	1:02.808	15 - 1:03.201	
97	Lawrence DENNE		Van Diemen RF81		
1 -	5:32.404	6 -	3:35.416	11 - 1:18.710	
2 -	1:19.507	7 -	1:14.304	12 - 1:14.444	
3 -	2:40.027	8 -	1:13.158	13 - 1:11.170	
4 -	1:16.397	9 -	1:16.344		
5 -	1:38.243P	10 -	1:14.862		
98	Rodney TOFT		Van Diemen RF82		
1 -	5:15.660	6 -	1:08.574	11 - 1:05.917	16 - 1:06.584
2 -	1:10.154	7 -	1:09.345	12 - 1:06.320	17 - 1:06.287
3 -	1:11.989	8 -	1:07.260	13 - 1:05.568	18 - 1:15.203
4 -	1:09.294	9 -	1:07.262	14 - 1:05.577	
5 -	1:09.769	10 -	1:07.270	15 - 1:06.058	

Universal Racing Services Classic Formula Ford 2000

GRID - Race 2 - Amended

ROW 15	1:11.170	97 DENNE	
ROW 14	1:07.301	15 WILSON	1:08.048 20 HART
ROW 13	1:05.568	98 TOFT	1:06.446 78 ROBINSON
ROW 12	1:05.378	23 SWINSON	1:05.404 44 GARDINER
ROW 11	1:05.247	33 WALKER	1:05.373 13 WILKINS
ROW 10	1:04.735	4 STEAD	1:04.913 66 CHIPPINDALE
ROW 9	1:04.639	46 ALLEN	1:04.724 14 WATLING
ROW 8	1:04.430	54 RICHARDS	1:04.548 34 SPRUCE
ROW 7	1:04.350	77 SNOAD	1:04.399 22 MEYRICK
ROW 6	1:04.210	76 MAIN	1:04.259 40 THOROGOOD
ROW 5	1:04.013	57 LEVY	1:04.144 35 FARRELL
ROW 4	1:03.806	9 CLARK	1:03.839 19 TEMPLE
ROW 3	1:03.211	49 WONTNER	1:03.531 16 HUXTABLE
ROW 2	1:02.661	50 WOOD	1:03.125 45 ARKELL
ROW 1	1:02.113	88 RUSKIN	1:02.303 11 GRANT

POLE



CARS 23, 49 AND 53 MUST FIT WORKING TRANSPONDERS PLEASE

Car 18 Excluded - E.5.1.8. May Start From Back Of Grid.

These results are provisional until the conclusion of any judicial and technical matters.

Silverstone

(Weather/Track - Cloudy/Dry) Length = 1.6390 miles.

Start: 09:21 End: 09:41

Clerk of Course:	Stewards:	Timekeeper:
------------------	-----------	-------------

Universal Racing Services Classic Formula Ford 2000

RACE RESULT - Race 2

POS	NO	CL	NAME	NAT	ENTRY	TIME	LAPS	GAP	MPH	BEST
1	11	A	Mark GRANT		Van Diemen RF82	14:52.029	14		92.80	1:02.600
2	88	A	James RUSKIN		Van Diemen RF82	14:52.749	14	0.720	92.72	1:02.667
3	45	A	Trevor ARKELL		Reynard SF81	14:55.076	14	3.047	92.48	1:02.816
4	50	A	Clive WOOD		Van Diemen RF82	15:01.147	14	9.118	91.86	1:02.931
5	16	A	Andy HUXTABLE		Van Diemen RF83	15:03.216	14	11.187	91.65	1:03.623
6	77	A	Martyn SNOAD		Van Diemen RF82	15:04.123	14	12.094	91.56	1:02.725
7	19	A	Scott TEMPLE		Van Diemen RF82	15:05.298	14	13.269	91.44	1:03.103
8	49	A	Stephen WONTNER		Van Diemen RF83	15:08.439	14	16.410	91.12	1:02.985
9	35	A	Steve FARRELL		Van Diemen RF83	15:11.339	14	19.310	90.83	1:03.422
10	57	A	Chris LEVY		Van Diemen RF83	15:12.425	14	20.396	90.72	1:03.850
11	9	A	Julie CLARK		Van Diemen RF82	15:16.214	14	24.185	90.35	1:03.820
12	40	B	Ken THOROGOOD		Van Diemen RF78	15:21.729	14	29.700	89.81	1:04.603
13	54	A	Peter RICHARDS		Van Diemen RF82	15:27.930	14	35.901	89.21	1:04.574
14	46	A	Paul ALLEN		Van Diemen RF81	15:29.134	14	37.105	89.09	1:04.702
15	34	B	Dale SPRUCE		Reynard SF79	15:29.244	14	37.215	89.08	1:04.417
16	44	B	Steve GARDINER		Reynard SF80	15:29.983	14	37.954	89.01	1:04.319
17	33	A	Phil WALKER		Van Diemen RF82	15:30.384	14	38.355	88.97	1:03.563
18	66	A	Peter CHIPPINDALE		Van Diemen RF82	15:32.288	14	40.259	88.79	1:04.429
19	4	A	Roderick STEAD		Van Diemen RF83	15:33.101	14	41.072	88.71	1:04.683
20	14	A	Derek WATLING		Van Diemen RF82	15:33.587	14	41.558	88.67	1:04.519
21	13	A	Eddie WILKINS		Dulon MP21	15:33.693	14	41.664	88.66	1:04.825
22	18	A	Richard WALLINGTON		Van Diemen RF83	15:33.918	14	41.889	88.63	1:04.318
23	76	B	Jeremy MAIN		Reynard SF79	15:38.827	14	46.798	88.17	1:05.154
24	98	A	Rodney TOFT		Van Diemen RF82	15:39.598	14	47.569	88.10	1:05.168
25	78	A	Richard ROBINSON		Van Diemen RF82	15:39.771	14	47.742	88.08	1:04.577
26	15	A	John WILSON		Van Diemen RF82	14:52.056	13	1 LAP	86.18	1:06.609
27	97	A	Lawrence DENNE		Van Diemen RF81	14:58.414	12	2 LAPS	79.00	1:08.936

NOT CLASSIFIED

23	B	Terry SWINSON		Reynard SF79	6:55.840	6	D.N.F.	85.55	1:05.938
22	A	Peter MEYRICK		Van Diemen RF82	5:57.692	5	D.N.F.	82.97	1:05.567
20	A	Philip HART		Van Diemen RF82	4:40.636	4	D.N.F.	84.72	1:05.758

FASTEST LAP

11	A	Mark GRANT		Van Diemen RF82	1:02.600	11	94.25mph	151.68kph
44	B	Steve GARDINER		Reynard SF80	1:04.319	11	91.73mph	147.63kph

Weather/Track - Bright/Dry
 These results are provisional until the conclusion of any judicial and technical matters.

Silverstone
 Circuit Length = 1.6390 miles.
 Start: 13:42 End: 13:57

Clerk of Course:	Stewards:	Timekeeper:
------------------	-----------	-------------

Universal Racing Services Classic Formula Ford 2000

LAP CHART

Lap 1			Lap 2			Lap 3			Lap 4			Lap 5		
No	Behind	Laptime	No	Behind	Laptime	No	Behind	Laptime	No	Behind	Laptime	No	Behind	Laptime
11		1:11.414	11		1:03.510	11		1:03.558	11		1:03.190	11		1:03.083
88	0.533	1:11.947	88	0.733	1:03.710	88	0.565	1:03.390	88	0.549	1:03.174	88	0.491	1:03.025
45	0.964	1:12.378	45	1.245	1:03.791	45	1.030	1:03.343	45	1.370	1:03.530	45	1.703	1:03.416
49	1.690	1:13.104	16	2.626	1:04.071	16	2.867	1:03.799	16	3.347	1:03.670	16	4.246	1:03.982
16	2.065	1:13.479	49	2.974	1:04.794	50	3.517	1:03.949	50	3.432	1:03.105	50	4.437	1:04.088
50	2.831	1:14.245	50	3.126	1:03.805	49	4.123	1:04.707	49	4.547	1:03.614	49	5.083	1:03.619
35	3.650	1:15.064	35	4.583	1:04.443	35	5.973	1:04.948	19	7.478	1:04.506	19	8.399	1:04.004
19	4.199	1:15.613	19	5.363	1:04.674	19	6.162	1:04.357	35	8.010	1:05.227	35	9.229	1:04.302
40	4.335	1:15.749	40	6.048	1:05.223	40	7.249	1:04.759	77	8.645	1:03.822	77	9.507	1:03.945
57	4.745	1:16.159	57	6.985	1:05.750	77	8.013	1:04.428	40	9.512	1:05.453	40	11.407	1:04.978
77	5.164	1:16.578	77	7.143	1:05.489	57	8.723	1:05.296	57	10.226	1:04.693	57	11.456	1:04.313
9	5.623	1:17.037	9	7.690	1:05.577	9	9.174	1:05.042	9	10.760	1:04.776	9	11.910	1:04.233
22	6.053	1:17.467	46	8.723	1:05.688	46	10.427	1:05.262	46	11.939	1:04.702	46	13.767	1:04.911
46	6.545	1:17.959	22	8.773	1:06.230	22	11.126	1:05.911	22	13.503	1:05.567	54	15.149	1:04.574
76	6.614	1:18.028	54	9.102	1:05.459	54	11.678	1:06.134	54	13.658	1:05.170	33	17.091	1:04.406
54	7.153	1:18.567	34	10.354	1:06.441	34	12.646	1:05.850	34	15.552	1:06.096	34	17.806	1:05.337
34	7.423	1:18.837	20	10.653	1:06.548	20	12.853	1:05.758	33	15.768	1:05.979	44	18.699	1:05.631
20	7.615	1:19.029	76	11.006	1:07.902	33	12.979	1:05.348	44	16.151	1:05.518	13	20.575	1:06.136
13	7.647	1:19.061	33	11.189	1:06.515	44	13.823	1:05.497	13	17.522	1:06.028	76	21.403	1:06.177
44	7.785	1:19.199	44	11.884	1:07.609	13	14.684	1:06.098	76	18.309	1:06.628	4	21.622	1:06.062
33	8.184	1:19.598	13	12.144	1:08.007	76	14.871	1:07.423	4	18.643	1:06.829	98	22.638	1:06.338
4	8.674	1:20.088	4	12.325	1:07.161	4	15.004	1:06.237	14	18.829	1:06.796	14	22.783	1:07.037
14	9.015	1:20.429	14	13.010	1:07.505	14	15.223	1:05.771	20	18.964	1:09.301	66	22.945	1:05.754
98	9.269	1:20.683	98	14.173	1:08.414	98	16.767	1:06.152	98	19.383	1:05.806	78	23.870	1:06.810
78	9.508	1:20.922	78	14.621	1:08.623	78	16.999	1:05.936	78	20.143	1:06.334	18	24.360	1:05.350
66	9.998	1:21.412	23	15.044	1:07.786	66	17.314	1:05.618	66	20.274	1:06.150	23	24.651	1:05.938
23	10.768	1:22.182	66	15.254	1:08.766	23	18.253	1:06.767	23	21.796	1:06.733	15	30.436	1:08.773
15	11.688	1:23.102	18	16.335	1:05.333	18	18.369	1:05.592	18	22.093	1:06.914	22	32.937	1:22.517P
18	14.512	1:25.926	15	16.681	1:08.503	15	20.296	1:07.173	15	24.746	1:07.640	97	1:01.659	1:12.514
97	18.933	1:30.347	97	30.777	1:15.354	97	43.109	1:15.890	97	52.228	1:12.309			

Universal Racing Services Classic Formula Ford 2000

LAP CHART

(contd.)

Lap 6			Lap 7			Lap 8			Lap 9			Lap 10		
No	Behind	Laptime	No	Behind	Laptime	No	Behind	Laptime	No	Behind	Laptime	No	Behind	Laptime
11		1:03.105	11		1:03.700	11		1:03.165	11		1:02.860	11		1:02.632
88	0.441	1:03.055	88	0.439	1:03.698	88	0.293	1:03.019	88	0.823	1:03.390	88	0.969	1:02.778
45	1.763	1:03.165	45	1.411	1:03.348	45	1.542	1:03.296	45	1.625	1:02.943	45	2.177	1:03.184
16	4.919	1:03.778	16	4.842	1:03.623	16	5.414	1:03.737	16	6.336	1:03.782	16	7.454	1:03.750
50	5.061	1:03.729	50	5.086	1:03.725	50	5.860	1:03.939	50	7.331	1:04.331	50	7.831	1:03.132
49	5.470	1:03.492	49	5.475	1:03.705	49	5.929	1:03.619	49	10.038	1:03.656	49	10.544	1:03.138
19	9.006	1:03.712	19	8.945	1:03.639	19	9.242	1:03.462	19	10.785	1:03.423	19	10.878	1:02.725
77	9.975	1:03.573	77	9.922	1:03.647	77	10.222	1:03.465	77	13.674	1:10.605	77	14.266	1:03.224
35	10.790	1:04.666	35	11.622	1:04.532	35	13.166	1:04.709	35	14.143	1:03.837	35	14.933	1:03.422
57	12.326	1:03.975	57	12.476	1:03.850	57	13.740	1:04.429	57	14.861	1:03.981	57	16.138	1:03.909
9	13.819	1:05.014	97	1 LAP	1:17.688	9	16.542	1:05.568	9	18.217	1:04.535	9	19.702	1:04.117
40	14.045	1:05.743	9	14.139	1:04.020	40	17.053	1:05.053	40	19.123	1:04.930	40	21.414	1:04.923
46	16.655	1:05.993	40	15.165	1:04.820	46	20.784	1:05.588	33	23.374	1:05.348	46	26.432	1:05.611
54	16.776	1:04.732	46	18.361	1:05.406	33	20.886	1:05.270	46	23.453	1:05.529	54	27.009	1:05.544
33	18.202	1:04.216	54	18.521	1:05.445	54	21.706	1:06.350	54	24.097	1:05.251	34	27.911	1:04.417
34	19.780	1:05.079	33	18.781	1:04.279	34	23.957	1:05.084	34	26.126	1:05.029	44	28.317	1:04.643
44	20.783	1:05.189	34	22.038	1:05.958	44	24.449	1:05.128	44	26.306	1:04.717	13	31.241	1:04.825
13	22.958	1:05.488	44	22.486	1:05.403	97	1 LAP	1:16.242	13	29.048	1:04.939	4	31.890	1:04.683
4	23.585	1:05.068	13	24.718	1:05.460	13	26.969	1:05.416	4	29.839	1:05.383	33	32.170	1:11.428
76	24.200	1:05.902	4	25.311	1:05.426	4	27.316	1:05.170	14	30.047	1:05.063	14	32.664	1:05.249
14	24.786	1:05.108	14	25.605	1:04.519	14	27.844	1:05.404	66	30.461	1:04.822	66	33.244	1:05.415
66	25.536	1:05.696	76	26.256	1:05.756	66	28.499	1:05.112	18	33.007	1:04.719	18	35.127	1:04.752
98	27.196	1:07.663	66	26.552	1:04.716	76	29.421	1:06.330	76	33.453	1:06.892	76	37.264	1:06.443
18	27.386	1:06.131	98	29.135	1:05.639	18	31.148	1:05.102	98	34.742	1:05.581	98	37.480	1:05.370
78	27.640	1:06.875	18	29.211	1:05.525	98	32.021	1:06.051	78	35.450	1:04.577	78	37.813	1:04.995
23	27.980	1:06.434	78	31.804	1:07.864	78	33.733	1:05.094	97	1 LAP	1:15.182	97	1 LAP	1:11.439
15	34.276	1:06.945	15	37.359	1:06.783	15	41.056	1:06.862	15	44.939	1:06.743	15	50.119	1:07.812

Universal Racing Services Classic Formula Ford 2000

LAP CHART

(contd.)

Lap 11			Lap 12			Lap 13			Lap 14			Lap 15		
No	Behind	Laptime	No	Behind	Laptime	No	Behind	Laptime	No	Behind	Laptime	No	Behind	Laptime
11		1:02.600	11		1:02.734	11		1:02.983	11		1:03.495			
88	1.036	1:02.667	88	1.383	1:03.081	88	1.443	1:03.043	15	1 LAP	1:07.520			
45	2.594	1:03.017	45	3.001	1:03.141	45	2.834	1:02.816	88	0.720	1:02.772			
16	8.682	1:03.828	50	9.319	1:02.931	50	9.572	1:03.236	45	3.047	1:03.708			
50	9.122	1:03.891	16	9.906	1:03.958	16	10.570	1:03.647	97	2 LAPS	1:11.042			
19	11.047	1:03.103	19	11.596	1:03.283	19	11.850	1:03.237	50	9.118	1:03.041			
77	11.271	1:02.993	77	11.777	1:03.240	77	11.979	1:03.185	16	11.187	1:04.112			
49	14.651	1:02.985	49	15.428	1:03.511	49	16.430	1:03.985	77	12.094	1:03.610			
35	17.200	1:04.867	35	18.114	1:03.648	35	18.811	1:03.680	19	13.269	1:04.914			
57	17.521	1:03.983	57	19.121	1:04.334	57	20.020	1:03.882	49	16.410	1:03.475			
9	21.210	1:04.108	9	22.296	1:03.820	9	23.622	1:04.309	35	19.310	1:03.994			
40	23.417	1:04.603	40	25.525	1:04.842	40	27.540	1:04.998	57	20.396	1:03.871			
46	29.564	1:05.732	54	32.394	1:05.504	54	34.327	1:04.916	9	24.185	1:04.058			
54	29.624	1:05.215	46	33.321	1:06.491	46	35.235	1:04.897	40	29.700	1:05.655			
44	30.036	1:04.319	44	33.667	1:06.365	34	35.299	1:04.578	54	35.901	1:05.069			
34	30.622	1:05.311	34	33.704	1:05.816	44	36.402	1:05.718	46	37.105	1:05.365			
13	33.841	1:05.200	13	36.355	1:05.248	33	38.287	1:04.257	34	37.215	1:05.411			
4	34.165	1:04.875	4	36.778	1:05.347	4	39.181	1:05.386	44	37.954	1:05.047			
33	34.328	1:04.758	33	37.013	1:05.419	66	39.325	1:05.061	33	38.355	1:03.563			
14	34.721	1:04.657	66	37.247	1:04.576	14	39.655	1:04.601	66	40.259	1:04.429			
66	35.405	1:04.761	14	38.037	1:06.050	13	39.786	1:06.414	4	41.072	1:05.386			
18	37.082	1:04.555	18	38.727	1:04.379	18	40.062	1:04.318	14	41.558	1:05.398			
76	40.069	1:05.405	76	42.876	1:05.541	76	45.139	1:05.246	13	41.664	1:05.373			
98	41.040	1:06.160	98	43.671	1:05.365	98	45.856	1:05.168	18	41.889	1:05.322			
78	41.280	1:06.067	78	43.860	1:05.314	78	46.030	1:05.153	76	46.798	1:05.154			
15	54.128	1:06.609	15	58.985	1:07.591				98	47.569	1:05.208			
97	1 LAP	1:11.471	97	1 LAP	1:08.936				78	47.742	1:05.207			

Caterham Graduate Championship - Mega Graduate Class QUALIFYING - Race 3

POS	NO	CL	NAME	NAT	ENTRY	TIME	LAPS	GAP	MPH
1	44		Riki NASH		Caterham	1:06.638	14		88.54
2	13		Michael j FESEMEYER		Caterham	1:06.945	14	0.307	88.13
3	14		Guy HALLEY		Caterham	1:07.084	14	0.446	87.95
4	22		Danny NASH		Caterham	1:07.112	14	0.474	87.91
5	2		Martin AMISON		Caterham	1:07.118	14	0.480	87.91
6	8		Paul HUDSON		Caterham	1:07.287	14	0.649	87.69
7	9		Mike WELBURN		Caterham	1:07.518	14	0.880	87.39
8	27		James BARLOW		Caterham	1:07.556	14	0.918	87.34
9	4		Nick FROST		Caterham	1:07.564	14	0.926	87.33
10	6		Michael THORNHILL		Caterham	1:07.631	12	0.993	87.24
11	20		Franek s LOW		Caterham	1:07.690	14	1.052	87.16
12	41		Christopher BATTEN		Caterham	1:07.819	14	1.181	87.00
13	28		Chris FOX		Caterham	1:08.026	13	1.388	86.73
14	5		Stuart SIMPSON		Caterham	1:08.187	14	1.549	86.53
15	15		Tom MAXWELL		Caterham	1:08.188	14	1.550	86.53
16	30		Bob WILSON		Caterham	1:08.358	14	1.720	86.31
17	17		Tom OVERTON		Caterham	1:08.665	14	2.027	85.93
18	38		Matthew GILLBANKS		Caterham	1:08.990	14	2.352	85.52
19	31		James WALKER		Caterham	1:09.158	13	2.520	85.31
20	32		Declan DOLAN		Caterham	1:09.214	13	2.576	85.24
21	47		David O'CARROLL		Caterham	1:09.478	3	2.840	84.92
22	19		Tim JUMP		Caterham	1:09.555	13	2.917	84.83
23	18		Iain MILLIGAN		Caterham	1:09.657	13	3.019	84.70
24	36		Alison FORMSTONE		Caterham	1:09.756	12	3.118	84.58
25	49		Simon WEDGEWOOD		Caterham	1:10.059	14	3.421	84.22
26	40		Chris AWCOCK		Caterham	1:10.106	12	3.468	84.16
27	23		Louis REDSHAW		Caterham	1:10.872	13	4.234	83.25
28	24		Nick WOODS		Caterham	1:11.280	13	4.642	82.77
29	21		Keith PENNINGTON		Caterham	1:19.482	6	12.844	74.23

CARS 32, 36 AND 40 MUST FIT WORKING TRANSPONDERS PLEASE

Weather/Track - Cloudy/Dry

These results are provisional until the conclusion of any judicial and technical matters.

Silverstone

Circuit Length = 1.6390 miles.

Start: 09:48 End: 10:03

Clerk of Course:	Stewards:	Timekeeper:

Caterham Graduate Championship - Mega Graduate Class LAP ANALYSIS

2	Martin AMISON	Caterham			
1 -	3:28.835	6 -	1:08.262	11 -	1:09.007
2 -	1:13.921	7 -	1:07.690	12 -	1:13.068
3 -	1:10.428	8 -	1:07.493	13 -	1:07.118
4 -	1:10.480	9 -	1:07.921	14 -	1:07.682
5 -	1:11.384	10 -	1:08.898		
4	Nick FROST	Caterham			
1 -	3:32.867	6 -	1:07.975	11 -	1:11.599
2 -	1:12.485	7 -	1:08.085	12 -	1:10.342
3 -	1:09.319	8 -	1:08.498	13 -	1:08.146
4 -	1:09.061	9 -	1:07.647	14 -	1:07.564
5 -	1:10.711	10 -	1:08.918		
5	Stuart SIMPSON	Caterham			
1 -	3:29.986	6 -	1:08.513	11 -	1:08.888
2 -	1:13.230	7 -	1:08.223	12 -	1:08.758
3 -	1:10.797	8 -	1:08.187	13 -	1:08.662
4 -	1:08.506	9 -	1:08.235	14 -	1:08.435
5 -	1:08.791	10 -	1:12.407		
6	Michael THORNHILL	Caterham			
1 -	3:43.365	6 -	1:08.435	11 -	1:08.416
2 -	1:14.764	7 -	1:07.935	12 -	1:21.026P
3 -	1:10.581	8 -	1:08.353		
4 -	1:09.654	9 -	1:08.274		
5 -	1:08.698	10 -	1:07.631		
8	Paul HUDSON	Caterham			
1 -	3:29.204	6 -	1:07.965	11 -	1:08.005
2 -	1:14.182	7 -	1:07.830	12 -	1:07.959
3 -	1:09.893	8 -	1:07.287	13 -	1:07.672
4 -	1:08.398	9 -	1:08.001	14 -	1:08.105
5 -	1:08.220	10 -	1:08.622		
9	Mike WELBURN	Caterham			
1 -	3:40.871	6 -	1:08.625	11 -	1:07.841
2 -	1:16.182	7 -	1:09.117	12 -	1:07.593
3 -	1:10.670	8 -	1:08.498	13 -	1:07.518
4 -	1:09.293	9 -	1:08.700	14 -	1:07.692
5 -	1:08.889	10 -	1:07.624		
13	Michael j FESEMEYER	Caterham			
1 -	3:37.108	6 -	1:07.372	11 -	1:08.188
2 -	1:18.519	7 -	1:08.047	12 -	1:11.176
3 -	1:09.161	8 -	1:07.683	13 -	1:07.623
4 -	1:08.719	9 -	1:06.976	14 -	1:09.022
5 -	1:08.581	10 -	1:06.945		

Caterham Graduate Championship - Mega Graduate Class
LAP ANALYSIS
 (contd.)

14	Guy HALLEY	Caterham			
1 -	3:29.360	6 -	1:07.745	11 -	1:08.835
2 -	1:12.834	7 -	1:07.948	12 -	1:07.410
3 -	1:09.867	8 -	1:07.657	13 -	1:07.084
4 -	1:08.348	9 -	1:09.578	14 -	1:07.422
5 -	1:08.353	10 -	1:07.461		
15	Tom MAXWELL	Caterham			
1 -	3:35.607	6 -	1:09.635	11 -	1:08.841
2 -	1:14.026	7 -	1:09.207	12 -	1:08.834
3 -	1:10.660	8 -	1:08.946	13 -	1:08.188
4 -	1:09.219	9 -	1:08.868	14 -	1:08.679
5 -	1:09.053	10 -	1:08.841		
17	Tom OVERTON	Caterham			
1 -	3:32.336	6 -	1:10.287	11 -	1:08.812
2 -	1:14.184	7 -	1:09.704	12 -	1:08.733
3 -	1:11.147	8 -	1:09.393	13 -	1:08.665
4 -	1:10.494	9 -	1:09.392	14 -	1:08.990
5 -	1:10.253	10 -	1:09.078		
18	Iain MILLIGAN	Caterham			
1 -	3:36.223	6 -	1:10.851	11 -	1:10.326
2 -	1:20.643	7 -	1:11.138	12 -	1:09.657
3 -	1:14.899	8 -	1:11.668	13 -	1:44.827P
4 -	1:12.430	9 -	1:12.258		
5 -	1:11.826	10 -	1:11.727		
19	Tim JUMP	Caterham			
1 -	3:40.080	6 -	1:09.814	11 -	1:10.390
2 -	1:18.141	7 -	1:09.884	12 -	1:09.791
3 -	1:22.934	8 -	1:09.555	13 -	1:44.751P
4 -	1:09.940	9 -	1:10.713		
5 -	1:09.951	10 -	1:10.974		
20	Franek s LOW	Caterham			
1 -	3:34.426	6 -	1:09.552	11 -	1:09.121
2 -	1:12.140	7 -	1:08.030	12 -	1:09.762
3 -	1:09.996	8 -	1:07.690	13 -	1:08.197
4 -	1:09.569	9 -	1:08.912	14 -	1:09.292
5 -	1:08.590	10 -	1:07.844		
21	Keith PENNINGTON	Caterham			
1 -	3:37.826	6 -	1:44.575P		
2 -	1:34.273				
3 -	1:25.299				
4 -	1:19.482				
5 -	1:22.098				

Caterham Graduate Championship - Mega Graduate Class
LAP ANALYSIS
 (contd.)

22	Danny NASH	Caterham
1 -	3:38.608	6 - 1:08.163
2 -	1:18.577	7 - 1:08.315
3 -	1:11.173	8 - 1:08.486
4 -	1:10.270	9 - 1:07.797
5 -	1:08.840	10 - 1:07.793
		11 - 1:07.112
		12 - 1:07.444
		13 - 1:07.747
		14 - 1:28.967
23	Louis REDSHAW	Caterham
1 -	3:47.204	6 - 1:12.126
2 -	1:22.061	7 - 1:11.374
3 -	1:15.011	8 - 1:11.235
4 -	1:13.496	9 - 1:12.239
5 -	1:13.170	10 - 1:10.872
		11 - 1:11.707
		12 - 1:11.550
		13 - 1:11.107
24	Nick WOODS	Caterham
1 -	3:42.114	6 - 1:13.272
2 -	1:20.352	7 - 1:11.615
3 -	1:15.277	8 - 1:11.686
4 -	1:12.968	9 - 1:12.249
5 -	1:17.480	10 - 1:11.280
		11 - 1:12.995
		12 - 1:12.904
		13 - 1:11.355
27	James BARLOW	Caterham
1 -	3:30.925	6 - 1:08.513
2 -	1:12.821	7 - 1:09.872
3 -	1:10.823	8 - 1:08.258
4 -	1:09.302	9 - 1:08.492
5 -	1:09.575	10 - 1:07.556
		11 - 1:09.129
		12 - 1:10.483
		13 - 1:08.169
		14 - 1:08.571
28	Chris FOX	Caterham
1 -	3:44.465	6 - 1:08.026
2 -	1:21.340	7 - 1:08.910
3 -	1:18.047	8 - 1:08.469
4 -	1:09.968	9 - 1:08.664
5 -	1:10.091	10 - 1:08.493
		11 - 1:08.086
		12 - 1:08.128
		13 - 1:16.286
30	Bob WILSON	Caterham
1 -	3:36.546	6 - 1:08.992
2 -	1:16.260	7 - 1:09.110
3 -	1:10.675	8 - 1:08.358
4 -	1:09.317	9 - 1:08.474
5 -	1:09.238	10 - 1:08.452
		11 - 1:08.487
		12 - 1:08.475
		13 - 1:08.930
		14 - 1:08.772
31	James WALKER	Caterham
1 -	3:45.953	6 - 1:10.619
2 -	1:20.787	7 - 1:09.437
3 -	1:16.105	8 - 1:09.200
4 -	1:12.621	9 - 1:15.609
5 -	1:09.835	10 - 1:09.404
		11 - 1:09.198
		12 - 1:09.158
		13 - 1:09.439

Caterham Graduate Championship - Mega Graduate Class
LAP ANALYSIS
 (contd.)

32	Declan DOLAN	Caterham
1 -	3:46.284	6 - 2:19.723
2 -	1:22.050	7 - 1:09.214
3 -	1:11.759	8 - 1:10.194
4 -	1:12.005	9 - 1:09.948
5 -	1:10.097	10 - 1:09.350
36	Alison FORMSTONE	Caterham
1 -	3:41.412	6 - 1:10.615
2 -	1:18.735	7 - 1:10.139
3 -	1:14.423	8 - 1:10.381
4 -	1:12.238	9 - 1:12.259
5 -	1:10.700	10 - 2:22.245
38	Matthew GILLBANKS	Caterham
1 -	3:45.458	6 - 1:09.464
2 -	1:17.193	7 - 1:09.360
3 -	1:11.832	8 - 1:09.524
4 -	1:11.039	9 - 1:09.892
5 -	1:09.914	10 - 1:09.131
40	Chris AWCOCK	Caterham
1 -	3:38.321	6 - 1:10.505
2 -	2:33.732	7 - 1:10.796
3 -	1:13.170	8 - 1:12.573
4 -	1:11.713	9 - 1:11.533
5 -	1:11.790	10 - 1:10.490
41	Christopher BATTEN	Caterham
1 -	3:53.794	6 - 1:08.053
2 -	1:29.665	7 - 1:08.319
3 -	1:09.902	8 - 1:07.821
4 -	1:08.850	9 - 1:07.819
5 -	1:08.849	10 - 1:09.626
44	Riki NASH	Caterham
1 -	3:36.642	6 - 1:08.549
2 -	1:16.981	7 - 1:09.120
3 -	1:09.076	8 - 1:07.731
4 -	1:08.185	9 - 1:07.436
5 -	1:07.747	10 - 1:06.638
47	David O'CARROLL	Caterham
1 -	3:37.023	
2 -	1:17.779	
3 -	1:09.478	

Caterham Graduate Championship - Mega Graduate Class
LAP ANALYSIS
(contd.)

49	Simon WEDGEWOOD	Caterham
1 - 3:35.805	6 - 1:12.223	11 - 1:10.504
2 - 1:18.957	7 - 1:11.390	12 - 1:11.053
3 - 1:12.861	8 - 1:11.483	13 - 1:10.059
4 - 1:12.421	9 - 1:11.187	14 - 1:10.741
5 - 1:12.673	10 - 1:10.491	

Caterham Graduate Championship - Mega Graduate Class GRID - Race 3

ROW 15	1:19.482 21	PENNINGTON	
ROW 14	1:10.872 23	REDSHAW	1:11.280 24
ROW 13	1:10.059 49	WEDGEWOOD	1:10.106 40
ROW 12	1:09.657 18	MILLIGAN	1:09.756 36
ROW 11	1:09.478 47	O'CARROLL	1:09.555 19
ROW 10	1:09.158 31	WALKER	1:09.214 32
ROW 9	1:08.665 17	OVERTON	1:08.990 38
ROW 8	1:08.188 15	MAXWELL	1:08.358 30
ROW 7	1:08.026 28	FOX	1:08.187 5
ROW 6	1:07.690 20	LOW	1:07.819 41
ROW 5	1:07.564 4	FROST	1:07.631 6
ROW 4	1:07.518 9	WELBURN	1:07.556 27
ROW 3	1:07.118 2	AMISON	1:07.287 8
ROW 2	1:07.084 14	HALLEY	1:07.112 22
ROW 1	1:06.638 44	NASH	1:06.945 13

POLE

CARS 32, 36 AND 40 MUST FIT WORKING TRANSPONDERS PLEASE

Weather/Track - Cloudy/Dry

These results are provisional until the conclusion of any judicial and technical matters.

Silverstone

Circuit Length = 1.6390 miles.

Start: 09:48 End: 10:03

Clerk of Course:

Stewards:

Timekeeper:

Caterham Graduate Championship - Mega Graduate Class

RACE RESULT - Race 3

POS	NO	CL	NAME	NAT	ENTRY	TIME	LAPS	GAP	MPH	BEST
1	14		Guy HALLEY		Caterham	20:35.761	18		86.08	1:07.589
2	44		Riki NASH		Caterham	20:36.212	18	0.451	86.05	1:06.973
3	2		Martin AMISON		Caterham	20:36.311	18	0.550	86.04	1:07.088
4	22		Danny NASH		Caterham	20:36.608	18	0.847	86.02	1:06.809
5	6		Michael THORNHILL		Caterham	20:36.799	18	1.038	86.01	1:07.214
6	8		Paul HUDSON		Caterham	20:37.404	18	1.643	85.97	1:07.387
7	13		Michael j FESEMEYER		Caterham	20:38.040	18	2.279	85.92	1:07.299
8	38		Matthew GILLBANKS		Caterham	20:47.208	18	11.447	85.29	1:07.863
9	4		Nick FROST		Caterham	20:47.329	18	11.568	85.28	1:07.716
10	47		David O'CARROLL		Caterham	20:48.204	18	12.443	85.22	1:07.589
11	20		Franek s LOW		Caterham	20:53.337	18	17.576	84.88	1:07.788
12	9		Mike WELBURN		Caterham	20:53.499	18	17.738	84.86	1:07.641
13	5		Stuart SIMPSON		Caterham	20:54.266	18	18.505	84.81	1:07.999
14	28		Chris FOX		Caterham	20:54.327	18	18.566	84.81	1:07.686
15	30		Bob WILSON		Caterham	20:58.726	18	22.965	84.51	1:08.143
16	19		Tim JUMP		Caterham	21:04.057	18	28.296	84.16	1:07.597
17	27		James BARLOW		Caterham	21:04.979	18	29.218	84.09	1:07.953
18	31		James WALKER		Caterham	21:06.494	18	30.733	83.99	1:07.672
19	15		Tom MAXWELL		Caterham	21:06.939	18	31.178	83.96	1:08.142
20	17		Tom OVERTON		Caterham	21:07.295	18	31.534	83.94	1:07.994
21	32		Declan DOLAN		Caterham	21:09.967	18	34.206	83.76	1:08.423
22	21		Keith PENNINGTON		Caterham	21:10.103	18	34.342	83.76	1:08.047
23	40		Chris AWCOCK		Caterham	21:25.022	18	49.261	82.78	1:09.209
24	18		Iain MILLIGAN		Caterham	21:25.379	18	49.618	82.76	1:09.449
25	24		Nick WOODS		Caterham	21:25.671	18	49.910	82.74	1:09.182
26	23		Louis REDSHAW		Caterham	21:28.253	18	52.492	82.58	1:09.603
27	36		Alison FORMSTONE		Caterham	21:40.460	18	1:04.699	81.80	1:09.489
28	49		Simon WEDGEWOOD		Caterham	21:43.006	18	1:07.245	81.64	1:09.926

NOT CLASSIFIED

41	Christopher BATTEN	Caterham	13:14.588	11	D.N.F.	81.90	1:08.415
----	--------------------	----------	-----------	----	--------	-------	----------

FASTEST LAP

22	Danny NASH	Caterham	1:06.809	14	88.31mph	142.13kph
----	------------	----------	----------	----	----------	-----------

Weather/Track - Bright/Dry

These results are provisional until the conclusion of any judicial and technical matters.

Silverstone
Circuit Length = 1.6390 miles.
Start: 14:09 End: 14:30

Clerk of Course:	Stewards:	Timekeeper:
------------------	-----------	-------------

Caterham Graduate Championship - Mega Graduate Class

LAP CHART

Lap 1			Lap 2			Lap 3			Lap 4			Lap 5		
No	Behind	Laptime	No	Behind	Laptime	No	Behind	Laptime	No	Behind	Laptime	No	Behind	Laptime
2		1:18.289	14		1:08.360	14		1:08.564	14		1:08.405	14		1:08.264
44	0.273	1:18.562	2	0.232	1:08.930	36	1 LAP	1:11.962	2	0.458	1:08.377	2	0.363	1:08.169
14	0.338	1:18.627	44	1.013	1:09.438	2	0.486	1:08.818	44	0.738	1:07.805	44	0.588	1:08.114
13	0.552	1:18.841	13	1.288	1:09.434	8	1.021	1:07.885	8	1.555	1:08.939	8	1.877	1:08.586
8	0.825	1:19.114	8	1.700	1:09.573	44	1.338	1:08.889	13	1.646	1:08.528	22	2.229	1:07.674
9	1.198	1:19.487	4	2.255	1:09.339	13	1.523	1:08.799	22	2.819	1:08.171	13	2.564	1:09.182
22	1.406	1:19.695	9	2.358	1:09.858	4	2.929	1:09.238	4	3.117	1:08.593	4	3.330	1:08.477
4	1.614	1:19.903	22	2.361	1:09.653	28	3.050	1:08.843	9	4.389	1:09.369	6	4.862	1:08.375
6	2.016	1:20.305	28	2.771	1:09.030	22	3.053	1:09.256	38	4.518	1:08.546	38	5.344	1:09.090
28	2.439	1:20.728	47	3.292	1:09.408	9	3.425	1:09.631	6	4.751	1:08.564	20	5.904	1:09.201
47	2.582	1:20.871	6	3.336	1:10.018	38	4.377	1:09.053	20	4.967	1:08.624	47	6.124	1:08.798
27	3.092	1:21.381	38	3.888	1:09.183	6	4.592	1:09.820	47	5.590	1:09.164	9	6.336	1:10.211
20	3.333	1:21.622	20	4.129	1:09.494	20	4.748	1:09.183	27	5.997	1:09.515	27	6.584	1:08.851
38	3.403	1:21.692	27	4.268	1:09.874	47	4.831	1:10.103	19	9.029	1:09.184	19	9.520	1:08.755
5	3.794	1:22.083	19	7.265	1:10.933	27	4.887	1:09.183	41	9.565	1:08.780	41	10.042	1:08.741
31	4.056	1:22.345	30	7.608	1:11.524	19	8.250	1:09.549	28	9.696	1:15.051	28	10.163	1:08.731
41	4.180	1:22.469	41	7.879	1:12.397	30	8.888	1:09.844	30	10.127	1:09.644	5	10.248	1:07.999
30	4.782	1:23.071	32	8.529	1:11.994	41	9.190	1:09.875	5	10.513	1:08.715	30	10.672	1:08.809
19	5.030	1:23.319	5	8.642	1:13.546	5	10.203	1:10.125	32	12.028	1:09.760	32	13.318	1:09.554
17	5.130	1:23.419	17	8.887	1:12.455	21	10.555	1:09.509	21	12.596	1:10.446	17	14.429	1:09.888
32	5.233	1:23.522	21	9.610	1:10.762	32	10.673	1:10.708	17	12.805	1:10.226	21	15.163	1:10.831
15	5.711	1:24.000	15	10.164	1:13.151	17	10.984	1:10.661	15	13.374	1:10.482	31	15.466	1:08.959
18	6.520	1:24.809	18	10.654	1:12.832	15	11.297	1:09.697	18	14.061	1:10.014	15	16.066	1:10.956
24	6.810	1:25.099	49	11.139	1:12.603	18	12.452	1:10.362	36	14.564	1:09.685	18	16.256	1:10.459
49	7.234	1:25.523	24	11.262	1:13.150	36	13.284	1:09.862	31	14.771	1:09.076	36	17.116	1:10.816
21	7.546	1:25.835	40	12.510	1:12.851	49	13.807	1:11.232	49	15.902	1:10.500	24	17.220	1:09.182
40	8.357	1:26.646	31	12.731	1:17.373	31	14.100	1:09.933	24	16.302	1:10.565	49	17.564	1:09.926
36	8.722	1:27.011	23	13.091	1:12.724	24	14.142	1:11.444	40	16.871	1:10.377	40	18.387	1:09.780
23	9.065	1:27.354				40	14.899	1:10.953	23	17.314	1:10.342	23	18.787	1:09.737
						23	15.377	1:10.850						

Caterham Graduate Championship - Mega Graduate Class

LAP CHART

(contd.)

Lap 6			Lap 7			Lap 8			Lap 9			Lap 10		
No	Behind	Laptime	No	Behind	Laptime	No	Behind	Laptime	No	Behind	Laptime	No	Behind	Laptime
14		1:08.431	2		1:08.068	44		1:07.741	2		1:08.043	14		1:07.847
44	0.182	1:08.025	14	0.081	1:08.438	14	0.065	1:08.354	14	0.079	1:08.268	44	0.218	1:07.911
2	0.289	1:08.357	44	0.629	1:08.804	2	0.211	1:08.581	44	0.233	1:08.487	2	0.286	1:08.212
8	0.984	1:07.538	8	0.929	1:08.302	8	0.711	1:08.152	8	0.768	1:08.311	22	0.888	1:07.999
22	1.398	1:07.600	22	1.170	1:08.129	22	1.109	1:08.309	22	0.815	1:07.960	8	1.243	1:08.401
13	1.952	1:07.819	13	1.468	1:07.873	13	1.328	1:08.230	13	1.264	1:08.190	6	1.949	1:08.228
4	2.919	1:08.020	4	2.278	1:07.716	4	2.274	1:08.366	6	1.647	1:07.504	13	2.333	1:08.995
6	4.289	1:07.858	6	3.553	1:07.621	6	2.397	1:07.214	4	2.250	1:08.230	4	2.755	1:08.431
38	5.269	1:08.356	38	5.313	1:08.401	38	5.370	1:08.427	38	5.475	1:08.359	38	5.613	1:08.064
20	6.652	1:09.179	20	6.757	1:08.462	20	7.146	1:08.759	20	7.427	1:08.535	20	7.289	1:07.788
47	6.726	1:09.033	47	6.953	1:08.584	47	7.275	1:08.692	47	7.807	1:08.786	47	7.470	1:07.589
27	7.262	1:09.109	9	8.267	1:09.229	27	8.400	1:08.050	9	8.645	1:08.027	9	8.360	1:07.641
9	7.395	1:09.490	27	8.720	1:09.815	9	8.872	1:08.975	19	11.451	1:08.914	5	11.859	1:08.015
19	10.280	1:09.191	28	11.114	1:08.653	19	10.791	1:07.597	5	11.770	1:08.355	19	12.154	1:08.629
41	10.703	1:09.092	19	11.564	1:09.641	28	11.309	1:08.565	41	12.128	1:08.541	28	12.251	1:08.031
28	10.818	1:09.086	41	11.738	1:09.392	5	11.669	1:08.191	28	12.146	1:09.091	41	12.617	1:08.415
5	11.122	1:09.305	5	11.848	1:09.083	41	11.841	1:08.473	30	12.360	1:08.315	30	13.487	1:09.053
30	11.367	1:09.126	30	12.057	1:09.047	30	12.299	1:08.612	27	15.177	1:15.031	27	15.654	1:08.403
32	14.779	1:09.892	31	16.067	1:08.260	21	18.846	1:10.087	21	20.180	1:09.588	21	21.265	1:09.011
31	16.164	1:09.129	32	16.147	1:09.725	32	19.162	1:11.385	32	20.975	1:10.067	32	22.447	1:09.398
17	16.301	1:10.303	21	17.129	1:08.860	17	19.452	1:10.512	17	21.205	1:10.007	15	22.574	1:09.141
21	16.626	1:09.894	17	17.310	1:09.366	15	20.246	1:10.934	15	21.359	1:09.367	17	22.869	1:09.590
15	17.217	1:09.582	15	17.682	1:08.822	18	21.805	1:10.549	18	23.580	1:10.029	18	25.103	1:09.449
18	17.806	1:09.981	18	19.626	1:10.177	24	22.702	1:10.555	40	24.312	1:09.313	40	25.595	1:09.209
24	19.165	1:10.376	24	20.517	1:09.709	40	23.253	1:09.938	24	24.574	1:10.126	31	25.687	1:08.908
49	19.399	1:10.266	40	21.685	1:10.463	31	23.864	1:16.167	31	24.705	1:09.095	24	26.157	1:09.509
40	19.579	1:09.623	49	21.796	1:10.754	23	24.487	1:10.981	23	26.863	1:10.630	23	29.379	1:10.442
23	19.959	1:09.603	23	21.876	1:10.274	49	33.031	1:19.605	49	36.005	1:11.228	49	39.549	1:11.470
36	30.953	1:22.268	36	33.362	1:10.766	36	36.273	1:11.281	36	38.395	1:10.376	36	39.958	1:09.489

Caterham Graduate Championship - Mega Graduate Class

LAP CHART

(contd.)

Lap 11			Lap 12			Lap 13			Lap 14			Lap 15		
No	Behind	Laptime	No	Behind	Laptime	No	Behind	Laptime	No	Behind	Laptime	No	Behind	Laptime
44		1:07.826	14		1:07.730	14		1:07.589	2		1:07.141	14		1:07.660
14	0.117	1:08.161	2	0.279	1:07.227	2	0.423	1:07.733	14	0.041	1:07.605	44	0.135	1:07.471
2	0.899	1:08.657	44	1.031	1:08.878	44	0.956	1:07.514	44	0.365	1:06.973	2	0.609	1:08.310
6	1.176	1:07.271	6	1.099	1:07.770	22	1.516	1:07.780	22	0.761	1:06.809	22	0.856	1:07.796
22	1.731	1:08.887	22	1.325	1:07.441	6	1.609	1:08.099	6	1.562	1:07.517	6	1.299	1:07.438
8	1.896	1:08.697	8	1.734	1:07.685	8	2.040	1:07.895	8	2.030	1:07.554	8	1.837	1:07.508
13	2.117	1:07.828	13	1.989	1:07.719	13	2.408	1:08.008	13	2.576	1:07.732	13	2.174	1:07.299
4	3.875	1:09.164	4	4.590	1:08.562	38	6.438	1:08.073	4	7.697	1:08.811	38	8.230	1:08.195
38	5.938	1:08.369	38	5.954	1:07.863	4	6.450	1:09.449	38	7.736	1:08.862	4	8.382	1:08.386
20	8.554	1:09.309	47	9.396	1:08.290	47	9.981	1:08.174	47	10.219	1:07.802	47	10.486	1:07.968
9	8.615	1:08.299	9	9.852	1:09.084	20	11.406	1:08.985	20	12.804	1:08.962	9	14.051	1:08.852
47	8.953	1:09.527	20	10.010	1:09.303	9	11.533	1:09.270	9	12.900	1:08.931	20	14.230	1:09.127
19	12.919	1:08.809	19	13.714	1:08.642	19	14.912	1:08.787	19	16.257	1:08.909	19	17.166	1:08.610
28	13.027	1:08.820	28	13.762	1:08.582	28	15.028	1:08.855	5	16.726	1:08.778	5	17.234	1:08.209
5	13.454	1:09.639	5	14.158	1:08.551	5	15.512	1:08.943	28	16.842	1:09.378	28	17.616	1:08.475
30	14.821	1:09.378	27	16.472	1:08.431	27	16.982	1:08.099	27	17.371	1:07.953	30	19.751	1:09.006
27	15.888	1:08.278	30	16.825	1:09.851	30	17.379	1:08.143	30	18.446	1:08.631	27	27.601	1:17.931
21	22.309	1:09.088	21	23.733	1:09.271	21	25.365	1:09.221	21	27.165	1:09.364	31	29.076	1:09.087
15	23.433	1:08.903	15	24.189	1:08.603	15	25.675	1:09.075	15	27.302	1:09.191	15	29.297	1:09.696
17	23.959	1:09.134	17	25.136	1:09.024	17	25.913	1:08.366	17	27.472	1:09.123	21	29.814	1:10.350
32	24.641	1:10.238	32	25.847	1:09.053	32	26.773	1:08.515	31	27.690	1:07.672	17	29.901	1:10.130
31	26.452	1:08.809	31	27.317	1:08.712	31	27.582	1:07.854	32	28.271	1:09.062	32	30.416	1:09.846
40	28.028	1:10.477	40	30.731	1:10.550	40	33.864	1:10.722	24	36.425	1:09.781	24	39.597	1:10.873
18	28.267	1:11.208	18	31.364	1:10.944	24	34.208	1:10.216	40	36.702	1:10.402	40	39.755	1:10.754
24	28.367	1:10.254	24	31.581	1:11.061	18	34.674	1:10.899	18	37.378	1:10.268	18	40.019	1:10.342
23	31.959	1:10.624	23	34.444	1:10.332	23	37.322	1:10.467	23	41.718	1:11.960	23	44.551	1:10.534
41	32.986	1:28.413P	36	45.479	1:10.382	36	48.384	1:10.494	49	51.878	1:10.701	49	54.832	1:10.655
36	42.944	1:11.030	49	46.279	1:10.678	49	48.741	1:10.051	36	51.898	1:11.078	36	54.961	1:10.764
49	43.448	1:11.943												

Caterham Graduate Championship - Mega Graduate Class

LAP CHART

(contd.)

Lap 16			Lap 17			Lap 18			Lap 19			Lap 20		
No	Behind	Laptime	No	Behind	Laptime	No	Behind	Laptime	No	Behind	Laptime	No	Behind	Laptime
14		1:07.797	44		1:07.052	14		1:07.981						
44	0.497	1:08.159	14	0.131	1:07.680	44	0.451	1:08.563						
22	0.594	1:07.535	22	0.363	1:07.318	2	0.550	1:08.117						
2	1.006	1:08.194	2	0.545	1:07.088	22	0.847	1:08.596						
6	1.096	1:07.594	6	1.314	1:07.767	6	1.038	1:07.836						
8	1.736	1:07.696	8	1.574	1:07.387	8	1.643	1:08.181						
13	1.856	1:07.479	13	1.998	1:07.691	13	2.279	1:08.393						
4	8.755	1:08.170	38	10.466	1:08.946	38	11.447	1:09.093						
38	9.069	1:08.636	47	10.602	1:07.676	4	11.568	1:08.794						
47	10.475	1:07.786	4	10.886	1:09.680	47	12.443	1:09.953						
20	15.132	1:08.699	9	16.985	1:09.358	20	17.576	1:08.432						
9	15.176	1:08.922	20	17.256	1:09.673	9	17.738	1:08.865						
5	18.046	1:08.609	5	18.523	1:08.026	5	18.505	1:08.094						
28	18.456	1:08.637	28	18.593	1:07.686	28	18.566	1:08.085						
30	20.696	1:08.742	30	22.090	1:08.943	30	22.965	1:08.987						
19	25.712	1:16.343	19	27.579	1:09.416	19	28.296	1:08.829						
27	28.717	1:08.913	27	29.223	1:08.055	27	29.218	1:08.107						
31	29.621	1:08.342	31	30.506	1:08.434	31	30.733	1:08.339						
21	30.064	1:08.047	15	31.110	1:08.142	15	31.178	1:08.180						
15	30.517	1:09.017	17	31.198	1:07.994	17	31.534	1:08.448						
17	30.753	1:08.649	32	32.095	1:08.423	32	34.206	1:10.223						
32	31.221	1:08.602	21	32.333	1:09.818	21	34.342	1:10.121						
40	42.704	1:10.746	40	46.286	1:11.131	40	49.261	1:11.087						
18	42.882	1:10.660	18	46.504	1:11.171	18	49.618	1:11.226						
24	42.986	1:11.186	24	47.018	1:11.581	24	49.910	1:11.004						
23	47.108	1:10.354	23	50.296	1:10.737	23	52.492	1:10.308						
36	58.175	1:11.011	36	1:01.400	1:10.774	36	1:04.699	1:11.411						
49	58.511	1:11.476	49	1:01.774	1:10.812	49	1:07.245	1:13.583						

2006 Formula Renault BARC Championship QUALIFYING - Race 4

POS	NO	CL	NAME	NAT	ENTRY	TIME	LAPS	GAP	MPH
1	3	20	Richard SINGLETON	GBR	Richard Singleton Racing	57.259	18		103.04
2	8	20	ROSSI	GBR	Worswick Engineering Ltd	57.349	16	0.090	102.88
3	5	20	Michael BROADHURST	GBR	Falcon Motorsport	57.384	15	0.125	102.82
4	26	20	Felix FISHER	GBR	Driver - Formula Renault 2.0	57.450	17	0.191	102.70
5	14	20	Matt SHAWYER	GBR	Russell Racing	57.461	20	0.202	102.68
6	88	20	Michael VITULLI	GBR	Vitulli Racing	57.595	18	0.336	102.44
7	11	20	James LITTLEJOHN	GBR	Hillspeed	57.726	18	0.467	102.21
8	19	20	Denis AUTIER	FRA	Mark Burdett Motorsport	57.992	19	0.733	101.74
9	25	20	Hywel LLOYD	GBR	C F Racing	58.027	20	0.768	101.68
10	36	20	Craig COPELAND	GBR	Mark Burdett Motorsport	58.149	18	0.890	101.47
11	1	CL	Ian PEARSON	GBR	Driver - Tatuus RC97	58.193	17	0.934	101.39
12	97	20	Pierre RENOM	FRA	Mark Burdett Motorsport	58.266	17	1.007	101.26
13	9	20	Louis HAMILTON-SMITH	GBR	Jigsaw Engineering	58.287	16	1.028	101.23
14	98	20	Christopher MURRAY	GBR	Welch Motorsport	58.393	17	1.134	101.04
15	2	20	David SCOTT	GBR	D S Motorsport	58.643	19	1.384	100.61
16	99	20	James GREEN	GBR	Welch Motorsport	58.645	18	1.386	100.61
17	15	20	Martin BLOSS	GBR	Russell Racing	59.136	18	1.877	99.77
18	21	CL	Mark TERRY	GBR	Reon Motorsport - Tatuus 98/99	59.824	18	2.565	98.62
19	10	CL	Andrew WEBB	GBR	Driver - Tatuus RC97	59.844	15	2.585	98.59
20	18	CL	Parna KAKHIDZE	RUS	Reon Motorsport - Tatuus RC99	1:00.437	17	3.178	97.62
21	27	CL	Simon KEAST	GBR	Annex Technology - Mygale SJ99	1:00.788	17	3.529	97.06
22	16	CL	Bob PEARSON	GBR	Driver - Tatuus RC 98/99	1:01.210	19	3.951	96.39
23	6	20	Robin PALMER	GBR	Falcon Motorsport	1:01.493	17	4.234	95.95
24	66	CL	Lee LARMAN	GBR	ACL Motorsport - Tatuus RC97	1:01.596	14	4.337	95.79
25	28	CL	Roberto TIRONE	GBR	Muzz Race - Tatuus RC97	1:02.302	17	5.043	94.70
26	7	CL	James HEFFERNAN	GBR	J H Motorsport - Tatuus RC97	1:03.005	9	5.746	93.65

CAR 7 PLEASE FIT WORKING TRANSPONDER

Weather/Track - Cloudy/Dry

These results are provisional until the conclusion of any judicial and technical matters.

Silverstone

Circuit Length = 1.6390 miles.

Start: 10:10 End: 10:30

Clerk of Course:	Stewards:	Timekeeper:
------------------	-----------	-------------

2006 Formula Renault BARC Championship LAP ANALYSIS

1	Ian PEARSON	GBR	Driver - Tatuus RC97		
1 -	5:56.209	6 -	59.711	11 -	58.961
2 -	1:09.041	7 -	58.503	12 -	1:01.462
3 -	1:03.059	8 -	58.266	13 -	58.503
4 -	1:02.098	9 -	58.310	14 -	58.193
5 -	59.393	10 -	58.445	15 -	1:17.093P
2	David SCOTT	GBR	D S Motorsport		
1 -	6:14.553	6 -	1:00.551	11 -	1:00.730
2 -	1:06.036	7 -	59.855	12 -	59.697
3 -	1:06.693	8 -	59.565	13 -	58.643
4 -	1:00.367	9 -	59.705	14 -	59.814
5 -	1:01.023	10 -	59.934	15 -	59.526
3	Richard SINGLETON	GBR	Richard Singleton Racing		
1 -	7:17.585	6 -	1:00.408	11 -	57.274
2 -	1:10.361	7 -	59.777	12 -	57.596
3 -	1:02.291	8 -	58.277	13 -	59.688
4 -	1:00.329	9 -	58.695	14 -	58.753
5 -	1:00.691	10 -	59.213	15 -	1:00.214
5	Michael BROADHURST	GBR	Falcon Motorsport		
1 -	5:34.253	6 -	58.259	11 -	57.990
2 -	1:03.933	7 -	1:00.140	12 -	57.983
3 -	1:02.066	8 -	58.146	13 -	57.812
4 -	1:00.195	9 -	59.248	14 -	57.384
5 -	58.984	10 -	58.267	15 -	2:26.602P
6	Robin PALMER	GBR	Falcon Motorsport		
1 -	5:56.259	6 -	1:03.164	11 -	1:01.638
2 -	1:14.231	7 -	1:02.186	12 -	1:01.827
3 -	1:10.712	8 -	1:01.970	13 -	1:01.502
4 -	1:08.795	9 -	1:02.343	14 -	1:11.162
5 -	1:05.311	10 -	1:01.777	15 -	1:17.268P
7	James HEFFERNAN	GBR	J H Motorsport - Tatuus RC97		
1 -	6:31.473	6 -	1:03.005		
2 -	1:08.479	7 -	1:17.463P		
3 -	1:06.287	8 -	4:04.827		
4 -	1:03.695	9 -	1:03.013		
5 -	1:03.102				
8	ROSSI	GBR	Worswick Engineering Ltd		
1 -	6:22.759	6 -	59.491	11 -	58.138
2 -	1:04.765	7 -	59.331	12 -	57.349
3 -	1:06.916	8 -	58.605	13 -	57.482
4 -	1:00.845	9 -	58.552	14 -	1:00.187
5 -	1:00.587	10 -	58.222	15 -	1:08.476P

2006 Formula Renault BARC Championship
LAP ANALYSIS
 (contd.)

9	Louis HAMILTON-SMITH	GBR	Jigsaw Engineering		
1 -	5:50.812	6 -	59.070	11 -	59.872
2 -	1:07.544	7 -	59.312	12 -	1:02.411
3 -	1:02.383	8 -	58.705	13 -	1:03.147
4 -	1:10.933P	9 -	59.336	14 -	1:00.031
5 -	4:24.018	10 -	58.287	15 -	59.194
10	Andrew WEBB	GBR	Driver - Tatuus RC97		
1 -	6:07.066	6 -	1:01.341	11 -	1:00.124
2 -	1:12.197	7 -	1:00.344	12 -	1:00.805
3 -	1:04.980	8 -	1:01.289	13 -	59.844
4 -	1:02.281	9 -	1:00.836	14 -	1:01.379
5 -	1:03.114	10 -	1:00.441	15 -	1:17.626P
11	James LITTLEJOHN	GBR	Hillspeed		
1 -	6:04.356	6 -	1:01.689	11 -	59.262
2 -	1:11.041	7 -	1:08.025P	12 -	57.726
3 -	1:02.259	8 -	2:05.316	13 -	58.647
4 -	59.923	9 -	1:04.227	14 -	1:02.311
5 -	58.982	10 -	58.221	15 -	1:03.209
14	Matt SHAWYER	GBR	Russell Racing		
1 -	5:43.367	6 -	58.807	11 -	58.287
2 -	1:02.249	7 -	1:05.290	12 -	1:05.044
3 -	1:00.295	8 -	58.381	13 -	57.688
4 -	59.607	9 -	58.194	14 -	58.524
5 -	59.332	10 -	1:05.855	15 -	59.430
				20 -	57.461
15	Martin BLOSS	GBR	Russell Racing		
1 -	5:51.139	6 -	1:01.080	11 -	59.136
2 -	1:09.328	7 -	59.874	12 -	59.233
3 -	1:04.396	8 -	1:00.021	13 -	59.620
4 -	1:03.055	9 -	1:00.186	14 -	59.229
5 -	1:01.365	10 -	59.199	15 -	1:00.206
16	Bob PEARSON	GBR	Driver - Tatuus RC 98/99		
1 -	5:52.642	6 -	1:02.872	11 -	1:04.289
2 -	1:09.673	7 -	1:03.013	12 -	1:02.075
3 -	1:05.548	8 -	1:01.989	13 -	1:01.210
4 -	1:05.394	9 -	1:02.174	14 -	1:02.651
5 -	1:03.202	10 -	1:01.603	15 -	1:02.890
18	Parna KAKHIDZE	RUS	Reon Motorsport - Tatuus RC99		
1 -	6:10.225	6 -	1:03.592	11 -	1:02.103
2 -	1:09.633	7 -	1:01.492	12 -	1:01.258
3 -	1:07.058	8 -	1:02.043	13 -	1:01.242
4 -	1:05.686	9 -	1:01.942	14 -	1:02.498
5 -	1:03.531	10 -	1:02.135	15 -	1:15.493P

2006 Formula Renault BARC Championship
LAP ANALYSIS
(contd.)

19	Denis AUTIER		FRA	Mark Burdett Motorsport
1 -	5:50.028	6 -	59.221	11 - 58.233
2 -	1:15.095	7 -	58.643	12 - 58.084
3 -	1:08.709	8 -	58.447	13 - 57.992
4 -	1:00.167	9 -	59.195	14 - 1:16.959
5 -	1:00.392	10 -	58.232	15 - 1:01.338
16 -	1:00.203	17 -	1:12.882	18 - 1:04.222
19 -	58.172			
21	Mark TERRY		GBR	Reon Motorsport - Tatuus 98/99
1 -	7:04.369	6 -	1:02.158	11 - 1:00.318
2 -	1:03.859	7 -	1:01.848	12 - 1:00.586
3 -	1:04.048	8 -	1:00.592	13 - 1:02.905
4 -	1:02.008	9 -	1:00.600	14 - 1:01.689
5 -	1:03.110	10 -	1:00.375	15 - 1:02.713
16 -	1:00.989	17 -	1:00.931	18 - 59.824
25	Hywel LLOYD		GBR	C F Racing
1 -	5:32.176	6 -	59.117	11 - 58.595
2 -	1:05.914	7 -	58.795	12 - 58.569
3 -	1:05.637	8 -	59.579	13 - 59.721
4 -	1:00.661	9 -	1:11.717	14 - 58.027
5 -	59.566	10 -	58.679	15 - 59.590
16 -	59.010	17 -	59.243	18 - 59.578
19 -	58.962	20 -	58.275	
26	Felix FISHER		GBR	Driver - Formula Renault 2.0
1 -	6:13.572	6 -	59.236	11 - 57.804
2 -	1:06.343	7 -	58.455	12 - 57.691
3 -	1:03.656	8 -	58.274	13 - 57.762
4 -	1:01.833	9 -	58.454	14 - 57.450
5 -	1:01.446	10 -	57.692	15 - 1:01.348
16 -	59.825	17 -	1:13.829P	
27	Simon KEAST		GBR	Annex Technology - Mygale SJ99
1 -	5:59.050	6 -	1:03.340	11 - 1:01.445
2 -	1:12.240	7 -	1:02.864	12 - 1:01.135
3 -	1:05.247	8 -	1:05.070	13 - 1:00.788
4 -	1:05.253	9 -	1:02.108	14 - 1:02.918
5 -	1:03.063	10 -	1:01.763	15 - 1:17.042P
28	Roberto TIRONE		GBR	Muzz Race - Tatuus RC97
1 -	5:59.702	6 -	1:03.739	11 - 1:02.465
2 -	1:13.160	7 -	1:03.675	12 - 1:02.809
3 -	1:06.090	8 -	1:02.700	13 - 1:02.374
4 -	1:04.665	9 -	1:02.715	14 - 1:08.258P
5 -	1:05.053	10 -	1:02.302	15 - 2:30.709
36	Craig COPELAND		GBR	Mark Burdett Motorsport
1 -	5:55.279	6 -	59.034	11 - 58.371
2 -	1:05.635	7 -	58.693	12 - 58.747
3 -	1:00.970	8 -	59.843	13 - 58.149
4 -	59.958	9 -	58.646	14 - 1:11.837
5 -	59.229	10 -	58.355	15 - 1:02.164
16 -	1:18.595P	17 -	1:47.147	18 - 58.382

2006 Formula Renault BARC Championship
LAP ANALYSIS
(contd.)

66	Lee LARMAN	GBR	ACL Motorsport - Tatuus RC97		
1 -	6:03.199	6 -	1:02.796	11 -	1:14.354P
2 -	1:10.033	7 -	1:04.329	12 -	4:35.724
3 -	1:06.637	8 -	1:03.003	13 -	1:06.691
4 -	1:04.454	9 -	1:01.795	14 -	1:17.452P
5 -	1:03.777	10 -	1:01.596		
88	Michael VITULLI	GBR	Vitulli Racing		
1 -	6:08.242	6 -	58.890	11 -	58.144
2 -	1:08.643	7 -	1:00.264	12 -	1:00.332
3 -	1:03.075	8 -	1:00.992	13 -	58.128
4 -	1:01.293	9 -	58.496	14 -	57.595
5 -	59.529	10 -	58.055	15 -	1:01.589
97	Pierre RENOM	FRA	Mark Burdett Motorsport		
1 -	5:55.027	6 -	58.266	11 -	58.916
2 -	1:08.948	7 -	59.055	12 -	58.712
3 -	1:01.742	8 -	1:00.211	13 -	58.702
4 -	59.476	9 -	59.117	14 -	58.579
5 -	58.733	10 -	58.943	15 -	1:18.621P
98	Christopher MURRAY	GBR	Welch Motorsport		
1 -	5:58.778	6 -	1:04.263	11 -	1:05.307
2 -	1:15.526	7 -	1:07.700	12 -	58.723
3 -	1:08.890	8 -	59.381	13 -	58.393
4 -	1:01.778	9 -	59.328	14 -	1:22.703P
5 -	1:12.392	10 -	1:02.891	15 -	2:18.186
99	James GREEN	GBR	Welch Motorsport		
1 -	5:53.892	6 -	59.627	11 -	59.159
2 -	1:07.436	7 -	59.417	12 -	59.225
3 -	1:03.096	8 -	58.765	13 -	58.820
4 -	1:02.288	9 -	1:07.550P	14 -	1:02.510
5 -	1:00.098	10 -	1:49.704	15 -	1:13.737P

2006 Formula Renault BARC Championship GRID - Race 4

ROW 13	1:02.302 28 TIRONE		1:03.005 7 HEFFERNAN
ROW 12	1:01.493 6 PALMER		1:01.596 66 LARMAN
ROW 11	1:00.788 27 KEAST		1:01.210 16 PEARSON
ROW 10	59.844 10 WEBB		1:00.437 18 KAKHIDZE
ROW 9	59.136 15 BLOSS		59.824 21 TERRY
ROW 8	58.643 2 SCOTT		58.645 99 GREEN
ROW 7	58.287 9 HAMILTON-SMITH		58.393 98 MURRAY
ROW 6	58.193 1 PEARSON		58.266 97 RENOM
ROW 5	58.027 25 LLOYD		58.149 36 COPELAND
ROW 4	57.726 11 LITTLEJOHN		57.992 19 AUTIER
ROW 3	57.461 14 SHAWYER		57.595 88 VITULLI
ROW 2	57.384 5 BROADHURST		57.450 26 FISHER
ROW 1	57.259 3 SINGLETON		57.349 8 ROSSI

POLE

CAR 7 PLEASE FIT WORKING TRANSPONDER

Weather/Track - Cloudy/Dry

These results are provisional until the conclusion of any judicial and technical matters.

Silverstone

Circuit Length = 1.6390 miles.

Start: 10:10 End: 10:30

Clerk of Course:

Stewards:

Timekeeper:

2006 Formula Renault BARC Championship

RACE RESULT - Race 4

POS	NO	CL	NAME	NAT	ENTRY	TIME	LAPS	GAP	MPH	BEST
1	3	20	Richard SINGLETON	GBR	Richard Singleton Racing	14:41.498	15		100.60	57.435
2	14	20	Matt SHAWYER	GBR	Russell Racing	14:43.936	15	2.438	100.32	57.689
3	8	20	ROSSI	GBR	Worswick Engineering Ltd	14:44.219	15	2.721	100.29	57.806
4	5	20	Michael BROADHURST	GBR	Falcon Motorsport	14:46.099	15	4.601	100.08	57.890
5	11	20	James LITTLEJOHN	GBR	Hillspeed	14:47.166	15	5.668	99.96	57.901
6	88	20	Michael VITULLI	GBR	Vitulli Racing	14:55.126	15	13.628	99.07	58.380
7	1	CL	Ian PEARSON	GBR	Driver - Tatuus RC97	14:59.663	15	18.165	98.57	58.342
8	19	20	Denis AUTIER	FRA	Mark Burdett Motorsport	15:00.031	15	18.533	98.53	58.554
9	2	20	David SCOTT	GBR	D S Motorsport	15:01.365	15	19.867	98.38	58.652
10	25	20	Hywel LLOYD	GBR	C F Racing	15:01.863	15	20.365	98.33	58.547
11	97	20	Pierre RENOM	FRA	Mark Burdett Motorsport	15:04.579	15	23.081	98.03	58.837
12	15	20	Martin BLOSS	GBR	Russell Racing	15:05.176	15	23.678	97.97	58.935
13	99	20	James GREEN	GBR	Welch Motorsport	15:07.624	15	26.126	97.70	58.849
14	98	20	Christopher MURRAY	GBR	Welch Motorsport	15:08.411	15	26.913	97.62	58.673
15	10	CL	Andrew WEBB	GBR	Driver - Tatuus RC97	15:23.143	15	41.645	96.06	59.997
16	21	CL	Mark TERRY	GBR	Reon Motorsport - Tatuus 98/99	15:24.246	15	42.748	95.95	1:00.059
17	66	CL	Lee LARMAN	GBR	ACL Motorsport - Tatuus RC97	14:43.398	14	1 LAP	93.70	1:01.080
18	16	CL	Bob PEARSON	GBR	Driver - Tatuus RC 98/99	15:02.151	14	1 LAP	91.76	1:01.308
19	27	CL	Simon KEAST	GBR	Annex Technology - Mygale SJ99	15:13.541	14	1 LAP	90.61	1:01.191

NOT CLASSIFIED

36	20	Craig COPELAND	GBR	Mark Burdett Motorsport	13:10.845	13	D.N.F.	97.21	58.617
28	CL	Roberto TIRONE	GBR	Muzz Race - Tatuus RC97	13:40.928	13	D.N.F.	93.65	1:00.854
9	20	Louis HAMILTON-SMITH	GBR	Jigsaw Engineering	12:27.721	12	D.N.F.	94.93	58.902
6	20	Robin PALMER	GBR	Falcon Motorsport	14:17.381	12	D.N.F.	82.78	1:00.366
18	CL	Parna KAKHIDZE	RUS	Reon Motorsport - Tatuus RC99	10:40.702	10	D.N.F.	92.36	1:00.945
26	20	Felix FISHER	GBR	Driver - Formula Renault 2.0	8:58.217	9	D.N.F.	98.99	57.968
7	CL	James HEFFERNAN	GBR	J H Motorsport - Tatuus RC97	6:21.214	5	D.N.F.	77.85	1:07.326

FASTEST LAP

3	20	Richard SINGLETON		Richard Singleton Racing	57.435	11	102.73mph	165.33kph
1	CL	Ian PEARSON		Driver - Tatuus RC97	58.342	9	101.13mph	162.76kph

Weather/Track - Bright/Dry

These results are provisional until the conclusion of any judicial and technical matters.

Silverstone

Circuit Length = 1.6390 miles.

Start: 14:46 End: 15:01

Clerk of Course:	Stewards:	Timekeeper:

2006 Formula Renault BARC Championship LAP CHART

Lap 1			Lap 2			Lap 3			Lap 4			Lap 5		
No	Behind	Laptime	No	Behind	Laptime	No	Behind	Laptime	No	Behind	Laptime	No	Behind	Laptime
8		1:07.303	8		58.412	8		58.425	8		58.121	8		58.087
3	0.303	1:07.606	3	0.345	58.454	3	0.431	58.511	3	0.431	58.121	3	0.438	58.094
5	0.658	1:07.961	5	1.144	58.898	5	1.250	58.531	5	1.440	58.311	5	1.692	58.339
26	0.809	1:08.112	14	1.924	59.223	14	2.111	58.612	14	2.029	58.039	14	2.042	58.100
14	1.113	1:08.416	11	2.269	59.477	11	3.376	59.532	11	3.862	58.607	11	4.533	58.758
11	1.204	1:08.507	26	2.337	59.940	26	3.652	59.740	26	4.176	58.645	26	4.894	58.805
88	1.526	1:08.829	88	3.327	1:00.213	88	4.404	59.502	1	5.526	58.932	1	6.335	58.896
19	2.834	1:10.137	1	4.109	59.533	1	4.715	59.031	88	5.888	59.605	88	7.347	59.546
1	2.988	1:10.291	36	4.768	59.596	36	5.452	59.109	36	6.358	59.027	36	7.831	59.560
25	3.340	1:10.643	19	5.359	1:00.937	19	6.479	59.545	19	7.830	59.472	19	8.992	59.249
36	3.584	1:10.887	25	5.737	1:00.809	2	7.181	59.738	2	8.582	59.522	2	9.692	59.197
2	3.801	1:11.104	2	5.868	1:00.479	25	7.795	1:00.483	25	9.348	59.674	25	10.637	59.376
9	4.105	1:11.408	97	6.845	1:00.795	97	8.877	1:00.457	97	10.491	59.735	97	11.718	59.314
97	4.462	1:11.765	10	7.258	1:01.001	15	9.310	59.849	15	10.715	59.526	15	12.217	59.589
10	4.669	1:11.972	15	7.886	1:01.332	10	10.521	1:01.688	10	13.366	1:00.966	99	15.790	59.723
15	4.966	1:12.269	99	8.518	1:01.826	99	11.051	1:00.958	98	14.006	1:00.209	10	16.324	1:01.045
99	5.104	1:12.407	21	8.741	1:01.461	21	11.767	1:01.451	99	14.154	1:01.224	98	16.550	1:00.631
21	5.692	1:12.995	98	10.400	1:01.103	98	11.918	59.943	21	15.425	1:01.779	21	18.161	1:00.823
16	7.212	1:14.515	16	11.413	1:02.613	16	15.527	1:02.539	9	17.610	1:00.166	9	18.878	59.355
27	7.546	1:14.849	27	11.831	1:02.697	9	15.565	1:00.884	16	19.474	1:02.068	16	22.992	1:01.605
98	7.709	1:15.012	18	12.635	1:02.789	27	15.972	1:02.566	18	19.918	1:01.838	18	24.100	1:02.269
18	8.258	1:15.561	9	13.106	1:07.413	18	16.201	1:01.991	27	20.330	1:02.479	27	24.394	1:02.151
28	8.904	1:16.207	66	14.381	1:03.205	66	17.695	1:01.739	66	21.055	1:01.481	66	24.836	1:01.868
66	9.588	1:16.891	28	14.723	1:04.231	28	18.747	1:02.449	28	22.618	1:01.992	28	26.205	1:01.674
7	26.824	1:34.127	7	37.054	1:08.642	6	42.004	1:01.699	6	46.271	1:02.388	6	50.242	1:02.058
6	34.999	1:42.302	6	38.730	1:02.143	7	46.490	1:07.861	7	55.695	1:07.326			

2006 Formula Renault BARC Championship LAP CHART

(contd.)

Lap 6			Lap 7			Lap 8			Lap 9			Lap 10		
No	Behind	Laptime	No	Behind	Laptime	No	Behind	Laptime	No	Behind	Laptime	No	Behind	Laptime
8		58.067	8		57.806	8		58.197	8		58.172	3		58.036
3	0.408	58.037	3	0.371	57.769	3	0.195	58.021	3	0.141	58.118	8	0.505	58.682
5	1.924	58.299	5	2.164	58.046	5	2.214	58.247	5	2.008	57.966	5	1.721	57.890
14	2.557	58.582	14	2.952	58.201	14	2.696	57.941	14	2.364	57.840	14	2.050	57.863
11	4.894	58.428	11	5.327	58.239	11	5.159	58.029	6	1 LAP	1:03.132	11	5.042	58.331
26	5.539	58.712	26	5.801	58.068	26	5.572	57.968	11	4.888	57.901	6	1 LAP	1:00.694
1	6.912	58.644	1	7.553	58.447	1	7.935	58.579	26	5.627	58.227	1	8.281	58.353
88	8.144	58.864	88	8.823	58.485	88	9.006	58.380	1	8.105	58.342	88	10.274	59.094
36	8.908	59.144	36	10.521	59.419	36	11.145	58.821	88	9.357	58.523	36	12.783	59.125
19	10.109	59.184	19	11.287	58.984	19	11.651	58.561	36	11.835	58.862	19	13.096	59.240
2	10.663	59.038	2	11.991	59.134	2	12.895	59.101	19	12.033	58.554	2	14.593	59.008
25	11.727	59.157	25	12.836	58.915	25	13.372	58.733	2	13.762	59.039	25	15.130	59.033
97	13.036	59.385	97	14.280	59.050	97	15.553	59.470	25	14.274	59.074	97	17.824	59.322
15	13.467	59.317	15	15.169	59.508	15	16.403	59.431	97	16.679	59.298	15	18.619	59.357
99	17.106	59.383	99	18.633	59.333	99	20.025	59.589	15	17.439	59.208	99	21.705	58.854
98	18.124	59.641	98	19.237	58.919	98	20.386	59.346	99	21.028	59.175	98	22.329	59.022
10	19.066	1:00.809	10	21.257	59.997	9	23.001	59.003	98	21.484	59.270	9	24.761	58.902
9	20.523	59.712	9	22.195	59.478	10	23.681	1:00.621	9	24.036	59.207	10	28.174	1:00.217
21	21.396	1:01.302	21	24.455	1:00.865	21	26.711	1:00.453	10	26.134	1:00.625	21	31.796	1:01.029
7	1 LAP	1:23.258P	16	29.957	1:01.314	16	33.068	1:01.308	21	28.944	1:00.405	66	43.466	1:03.971
16	26.449	1:01.524	18	30.734	1:01.040	18	33.482	1:00.945	18	36.288	1:00.978	27	43.743	1:03.907
18	27.500	1:01.467	27	31.152	1:01.191	66	34.524	1:01.123	16	36.512	1:01.616	28	43.867	1:02.962
27	27.767	1:01.440	66	31.598	1:01.080	27	34.846	1:01.891	66	37.672	1:01.320	16	44.074	1:05.739
66	28.324	1:01.555	28	33.345	1:01.120	28	36.400	1:01.252	27	38.013	1:01.339	18	49.935	1:11.824
28	30.031	1:01.893	6	56.230	1:00.753				28	39.082	1:00.854			
6	53.283	1:01.108												

2006 Formula Renault BARC Championship LAP CHART

(contd.)

Lap 11			Lap 12			Lap 13			Lap 14			Lap 15		
No	Behind	Laptime	No	Behind	Laptime	No	Behind	Laptime	No	Behind	Laptime	No	Behind	Laptime
3		57.435	3		58.870	3		57.956	3		57.555	3		58.915
8	1.278	58.208	8	0.870	58.462	8	0.867	57.953	8	1.797	58.485	66	1 LAP	1:03.346
5	2.584	58.298	5	1.809	58.095	14	1.895	57.836	14	2.029	57.689	14	2.438	59.324
14	2.814	58.199	14	2.015	58.071	5	2.371	58.518	5	3.039	58.223	8	2.721	59.839
11	5.836	58.229	11	5.366	58.400	11	5.662	58.252	11	6.179	58.072	5	4.601	1:00.477
6	1 LAP	1:00.366	1	10.955	1:00.489	1	11.762	58.763	88	13.206	58.715	11	5.668	58.404
1	9.336	58.490	88	11.572	59.215	88	12.046	58.430	16	1 LAP	1:01.350	88	13.628	59.337
88	11.227	58.388	6	1 LAP	1:02.847	16	1 LAP	1:20.860	1	17.764	1:03.557	1	18.165	59.316
36	13.965	58.617	36	14.325	59.230	19	17.441	1:00.704	19	18.868	58.982	19	18.533	58.580
19	14.446	58.785	19	14.693	59.117	2	17.794	59.957	2	19.354	59.115	2	19.867	59.428
2	16.011	58.853	2	15.793	58.652	25	18.198	59.912	25	20.013	59.370	25	20.365	59.267
25	16.565	58.870	25	16.242	58.547	97	20.803	58.980	97	22.376	59.128	16	1 LAP	1:02.717
97	19.812	59.423	97	19.779	58.837	15	21.886	59.307	15	23.327	58.996	97	23.081	59.620
15	20.470	59.286	15	20.535	58.935	99	24.309	59.120	99	26.029	59.275	15	23.678	59.266
99	23.166	58.896	99	23.145	58.849	98	24.899	59.166	98	26.812	59.468	99	26.126	59.012
98	23.886	58.992	98	23.689	58.673	36	25.817	1:09.448	6	2 LAPS	2:17.891P	98	26.913	59.016
9	26.563	59.237	10	32.960	1:00.441	10	36.153	1:01.149	10	39.622	1:01.024	27	1 LAP	1:33.195P
10	31.389	1:00.650	21	36.331	1:00.463	21	38.735	1:00.360	21	41.604	1:00.424	10	41.645	1:00.938
21	34.738	1:00.377	9	40.649	1:12.956P	66	55.024	1:02.319				21	42.748	1:00.059
66	48.002	1:01.971	66	50.661	1:01.529	27	55.318	1:02.120						
27	48.280	1:01.972	27	51.154	1:01.744	28	55.900	1:01.988						
28	48.502	1:02.070	28	51.868	1:02.236									
16	49.022	1:02.383												

Caterham Graduate Championship - Graduate Class QUALIFYING - Race 5

POS	NO	CL	NAME	NAT	ENTRY	TIME	LAPS	GAP	MPH
1	66		Andrew OUTTERSIDE		Caterham	1:13.351	13		80.44
2	53		Rob DRAPER		Caterham	1:13.934	13	0.583	79.80
3	60		Kim RAYMENT		Caterham	1:14.090	13	0.739	79.63
4	52		Graeme SMITH		Caterham	1:14.119	13	0.768	79.60
5	55		Andrew SMITH		Caterham	1:14.311	13	0.960	79.40
6	88		Andy COOMBS		Caterham	1:14.315	13	0.964	79.39
7	64		Jonathan VAMPLEW		Caterham	1:14.330	13	0.979	79.38
8	74		John PENNINGTON		Caterham	1:15.056	13	1.705	78.61
9	59		Alan PEARCE		Caterham	1:15.961	13	2.610	77.67
10	90		Paul HARBACH		Caterham	1:15.996	11	2.645	77.64
11	58		Graham SMITH		Caterham	1:16.103	13	2.752	77.53
12	61		Darren GRAINGER		Caterham	1:16.354	12	3.003	77.27
13	56		Sheila MARSHALL		Caterham	1:16.422	13	3.071	77.20
14	57		Peter CANNARD		Caterham	1:18.904	12	5.553	74.77
15	93		David SIDDALL		Caterham	1:20.112	11	6.761	73.65

Weather/Track - Bright/Dry

These results are provisional until the conclusion of any judicial and technical matters.

Silverstone

Circuit Length = 1.6390 miles.

Start: 10:36 End: 10:51

Clerk of Course:	Stewards:	Timekeeper:
------------------	-----------	-------------

Caterham Graduate Championship - Graduate Class LAP ANALYSIS

52	Graeme SMITH	Caterham			
1 -	3:51.038	6 -	1:15.221	11 -	1:16.065
2 -	1:17.561	7 -	1:14.826	12 -	1:14.777
3 -	1:15.506	8 -	1:14.522	13 -	1:15.795
4 -	1:25.492	9 -	1:16.001		
5 -	1:14.661	10 -	1:14.119		
53	Rob DRAPER	Caterham			
1 -	3:57.234	6 -	1:14.079	11 -	1:19.310
2 -	1:21.313	7 -	1:14.941	12 -	1:15.372
3 -	1:18.071	8 -	1:14.365	13 -	1:13.934
4 -	1:15.391	9 -	1:15.003		
5 -	1:14.193	10 -	1:15.137		
55	Andrew SMITH	Caterham			
1 -	4:00.887	6 -	1:14.878	11 -	1:14.311
2 -	1:19.471	7 -	1:14.839	12 -	1:14.533
3 -	1:16.750	8 -	1:15.074	13 -	1:17.569
4 -	1:15.032	9 -	1:14.809		
5 -	1:15.700	10 -	1:14.842		
56	Sheila MARSHALL	Caterham			
1 -	3:54.891	6 -	1:17.079	11 -	1:16.709
2 -	1:22.115	7 -	1:18.505	12 -	1:16.665
3 -	1:19.234	8 -	1:16.422	13 -	1:16.677
4 -	1:17.515	9 -	1:16.816		
5 -	1:16.887	10 -	1:17.036		
57	Peter CANNARD	Caterham			
1 -	3:55.699	6 -	1:19.597	11 -	1:18.968
2 -	1:21.914	7 -	1:20.194	12 -	1:18.904
3 -	1:21.558	8 -	1:21.079		
4 -	1:19.300	9 -	1:20.290		
5 -	1:19.501	10 -	1:19.400		
58	Graham SMITH	Caterham			
1 -	4:09.475	6 -	1:17.272	11 -	1:17.243
2 -	1:19.093	7 -	1:16.603	12 -	1:16.826
3 -	1:18.446	8 -	1:16.103	13 -	1:16.914
4 -	1:17.125	9 -	1:16.458		
5 -	1:17.138	10 -	1:16.567		
59	Alan PEARCE	Caterham			
1 -	3:56.109	6 -	1:16.290	11 -	1:16.298
2 -	1:21.888	7 -	1:17.243	12 -	1:16.395
3 -	1:21.352	8 -	1:15.961	13 -	1:16.774
4 -	1:16.527	9 -	1:16.088		
5 -	1:16.110	10 -	1:16.744		


Caterham Graduate Championship - Graduate Class
LAP ANALYSIS
 (contd.)

60	Kim RAYMENT	Caterham
1 -	4:20.354	6 - 1:14.820
2 -	1:17.478	7 - 1:15.576
3 -	1:16.009	8 - 1:15.279
4 -	1:15.039	9 - 1:15.200
5 -	1:15.245	10 - 1:15.100
		11 - 1:14.090
		12 - 1:14.210
		13 - 1:14.698
61	Darren GRAINGER	Caterham
1 -	4:12.864	6 - 1:17.673
2 -	1:19.414	7 - 1:18.620
3 -	1:17.269	8 - 1:18.559
4 -	1:18.992	9 - 1:18.253
5 -	1:16.354	10 - 1:19.190
		11 - 1:18.623
		12 - 1:18.491
64	Jonathan VAMPLEW	Caterham
1 -	3:57.478	6 - 1:14.713
2 -	1:21.532	7 - 1:14.721
3 -	1:16.056	8 - 1:14.330
4 -	1:14.923	9 - 1:15.096
5 -	1:15.493	10 - 1:14.885
		11 - 1:15.679
		12 - 1:14.777
		13 - 1:15.777
66	Andrew OUTERSIDE	Caterham
1 -	4:00.574	6 - 1:14.914
2 -	1:18.905	7 - 1:14.457
3 -	1:15.002	8 - 1:15.480
4 -	1:15.018	9 - 1:14.187
5 -	1:15.126	10 - 1:16.418
		11 - 1:14.064
		12 - 1:20.368
		13 - 1:13.351
74	John PENNINGTON	Caterham
1 -	3:51.820	6 - 1:16.392
2 -	1:17.986	7 - 1:16.350
3 -	1:15.570	8 - 1:18.874
4 -	1:16.130	9 - 1:15.840
5 -	1:16.251	10 - 1:15.216
		11 - 1:15.056
		12 - 1:15.373
		13 - 1:15.205
88	Andy COOMBS	Caterham
1 -	4:13.091	6 - 1:14.574
2 -	1:16.918	7 - 1:14.418
3 -	1:15.620	8 - 1:14.913
4 -	1:15.826	9 - 1:15.824
5 -	1:14.315	10 - 1:14.836
		11 - 1:14.720
		12 - 1:14.727
		13 - 1:15.079
90	Paul HARBACH	Caterham
1 -	5:31.474P	6 - 1:16.868
2 -	1:31.847	7 - 1:16.650
3 -	1:17.205	8 - 1:16.734
4 -	1:16.405	9 - 1:16.613
5 -	1:17.782	10 - 1:15.996
		11 - 1:16.019

Caterham Graduate Championship - Graduate Class
LAP ANALYSIS
(contd.)

93	David SIDDALL	Caterham
1 - 5:16.701	6 - 1:20.377	11 - 1:22.745
2 - 1:31.836	7 - 1:20.432	
3 - 1:23.205	8 - 1:21.114	
4 - 1:22.431	9 - 1:20.112	
5 - 1:22.317	10 - 1:21.955	

Caterham Graduate Championship - Graduate Class GRID - Race 5

ROW 8		1:20.112 93 SIDDALL		
ROW 7	1:16.422 56 MARSHALL	1:18.904 57 CANNARD		
ROW 6	1:16.103 58 SMITH	1:16.354 61 GRAINGER		
ROW 5	1:15.961 59 PEARCE	1:15.996 90 HARBACH		
ROW 4	1:14.330 64 VAMPLEW	1:15.056 74 PENNINGTON		
ROW 3	1:14.311 55 SMITH	1:14.315 88 COOMBS		
ROW 2	1:14.090 60 RAYMENT	1:14.119 52 SMITH		
ROW 1	1:13.351 66 OUTTERSIDE	1:13.934 53 DRAPER		
POLE				
				

Weather/Track - Bright/Dry
These results are provisional until the conclusion of any judicial and technical matters.

Silverstone
 Circuit Length = 1.6390 miles.
 Start: 10:36 End: 10:51

Clerk of Course:	Stewards:	Timekeeper:
------------------	-----------	-------------

Caterham Graduate Championship - Graduate Class

RACE RESULT - Race 5

POS	NO	CL	NAME	NAT	ENTRY	TIME	LAPS	GAP	MPH	BEST
1	53		Rob DRAPER		Caterham	20:05.376	16		78.46	1:14.112
2	52		Graeme SMITH		Caterham	20:06.849	16	1.473	78.37	1:13.990
3	64		Jonathan VAMPLEW		Caterham	20:06.856	16	1.480	78.37	1:13.908
4	66		Andrew OUTTERSIDE		Caterham	20:07.008	16	1.632	78.36	1:13.991
5	88		Andy COOMBS		Caterham	20:07.211	16	1.835	78.34	1:13.929
6	55		Andrew SMITH		Caterham	20:23.101	16	17.725	77.33	1:15.129
7	60		Kim RAYMENT		Caterham	20:23.216	16	17.840	77.32	1:14.531
8	74		John PENNINGTON		Caterham	20:23.728	16	18.352	77.29	1:14.479
9	58		Graham SMITH		Caterham	20:23.885	16	18.509	77.28	1:14.585
10	56		Sheila MARSHALL		Caterham	20:35.588	16	30.212	76.54	1:15.778
11	59		Alan PEARCE		Caterham	20:35.684	16	30.308	76.54	1:15.398
12	90		Paul HARBACH		Caterham	20:52.873	16	47.497	75.49	1:16.050
13	61		Darren GRAINGER		Caterham	21:10.424	16	1:05.048	74.45	1:15.520
14	57		Peter CANNARD		Caterham	21:10.848	16	1:05.472	74.42	1:17.603
15	93		David SIDDALL		Caterham	21:14.933	16	1:09.557	74.18	1:17.640
						FASTEST LAP				
	64		Jonathan VAMPLEW		Caterham	1:13.908	11	79.83mph	128.48kph	

Weather/Track - Bright/Dry

These results are provisional until the conclusion of any judicial and technical matters.

Silverstone

Circuit Length = 1.6390 miles.

Start: 15:15 End: 15:35

Clerk of Course:	Stewards:	Timekeeper:
------------------	-----------	-------------

Caterham Graduate Championship - Graduate Class

LAP CHART

Lap 1			Lap 2			Lap 3			Lap 4			Lap 5		
No	Behind	Laptime	No	Behind	Laptime	No	Behind	Laptime	No	Behind	Laptime	No	Behind	Laptime
53		1:24.133	52		1:14.347	53		1:14.328	66		1:14.256	52		1:14.154
52	0.484	1:24.617	53	0.061	1:14.892	66	0.604	1:14.641	53	0.191	1:15.051	53	0.119	1:14.272
60	0.541	1:24.674	66	0.352	1:14.497	52	0.804	1:15.193	52	0.190	1:14.246	88	0.689	1:14.388
66	0.686	1:24.819	64	0.955	1:14.653	64	1.283	1:14.717	88	0.645	1:13.972	66	0.744	1:15.088
55	0.994	1:25.127	60	1.671	1:15.961	88	1.533	1:13.929	64	0.872	1:14.449	64	1.180	1:14.652
64	1.133	1:25.266	55	1.909	1:15.746	60	2.701	1:15.419	55	3.404	1:15.297	58	5.199	1:16.131
88	1.277	1:25.410	88	1.993	1:15.547	55	2.967	1:15.447	58	3.412	1:14.774	55	5.268	1:16.208
58	1.742	1:25.875	58	3.302	1:16.391	58	3.498	1:14.585	74	4.027	1:14.479	74	5.439	1:15.756
90	2.360	1:26.493	61	3.406	1:15.520	74	4.408	1:15.295	60	4.126	1:16.285	60	6.231	1:16.449
61	2.717	1:26.850	74	3.502	1:15.260	61	4.632	1:15.615	59	6.613	1:15.792	59	8.768	1:16.499
74	3.073	1:27.206	59	4.672	1:16.189	59	5.681	1:15.398	56	8.047	1:16.579	56	10.280	1:16.577
59	3.314	1:27.447	56	4.939	1:16.183	56	6.328	1:15.778	57	18.373	1:19.536	57	23.971	1:19.942
56	3.587	1:27.720	57	9.002	1:18.761	57	13.697	1:19.084	90	24.250	1:18.450	90	26.939	1:17.033
57	5.072	1:29.205	93	12.107	1:19.963	93	17.251	1:19.533	93	24.545	1:22.154	93	28.946	1:18.745
93	6.975	1:31.108	90	18.423	1:30.894	90	20.660	1:16.626	61	28.316	1:38.544	61	31.453	1:17.481

Caterham Graduate Championship - Graduate Class

LAP CHART

(contd.)

Lap 6			Lap 7			Lap 8			Lap 9			Lap 10		
No	Behind	Laptime	No	Behind	Laptime	No	Behind	Laptime	No	Behind	Laptime	No	Behind	Laptime
53		1:14.669	52		1:13.990	52		1:14.854	53		1:14.329	53		1:14.743
88	0.291	1:14.390	88	0.393	1:14.535	53	0.126	1:14.543	88	0.298	1:14.284	66	0.088	1:13.991
52	0.443	1:15.231	53	0.437	1:14.870	88	0.469	1:14.930	52	0.674	1:15.129	52	0.548	1:14.617
66	0.558	1:14.602	64	0.825	1:14.311	64	0.759	1:14.788	66	0.840	1:14.425	88	0.676	1:15.121
64	0.947	1:14.555	66	1.027	1:14.902	66	0.870	1:14.697	64	1.057	1:14.753	64	1.408	1:15.094
74	6.786	1:16.135	74	7.463	1:15.110	74	8.873	1:16.264	74	10.267	1:15.849	55	11.425	1:15.582
55	6.885	1:16.405	60	7.602	1:14.531	55	8.983	1:15.985	60	10.406	1:15.841	60	11.505	1:15.842
60	7.504	1:16.061	55	7.852	1:15.400	60	9.020	1:16.272	55	10.586	1:16.058	74	11.779	1:16.255
58	8.086	1:17.675	58	8.271	1:14.618	58	10.068	1:16.651	58	10.907	1:15.294	58	13.041	1:16.877
59	10.386	1:16.406	59	12.484	1:16.531	59	14.156	1:16.526	59	16.027	1:16.326	59	17.739	1:16.455
56	11.725	1:16.233	56	13.358	1:16.066	56	14.752	1:16.248	56	16.805	1:16.508	56	18.279	1:16.217
57	28.830	1:19.647	90	30.879	1:16.451	90	32.638	1:16.613	90	34.750	1:16.567	90	37.199	1:17.192
90	28.861	1:16.710	57	33.658	1:19.261	57	38.433	1:19.629	57	43.323	1:19.345	61	46.058	1:16.231
93	33.252	1:19.094	93	38.837	1:20.018	61	41.696	1:17.602	61	44.570	1:17.329	57	46.637	1:18.057
61	33.740	1:17.075	61	38.948	1:19.641	93	43.009	1:19.026	93	46.433	1:17.879	93	49.759	1:18.069

Caterham Graduate Championship - Graduate Class

LAP CHART

(contd.)

Lap 11			Lap 12			Lap 13			Lap 14			Lap 15		
No	Behind	Laptime	No	Behind	Laptime	No	Behind	Laptime	No	Behind	Laptime	No	Behind	Laptime
53		1:14.266	66		1:14.863	66		1:15.636	64		1:14.850	52		1:14.633
66	0.105	1:14.283	53	0.056	1:15.024	52	0.149	1:15.341	66	0.091	1:15.295	53	0.206	1:15.116
52	0.568	1:14.286	88	0.257	1:14.452	53	0.256	1:15.836	53	0.244	1:15.192	64	0.210	1:15.364
88	0.773	1:14.363	52	0.444	1:14.844	64	0.354	1:15.172	52	0.521	1:15.576	66	0.553	1:15.616
64	1.050	1:13.908	64	0.818	1:14.736	88	0.725	1:16.104	88	0.732	1:15.211	88	0.768	1:15.190
55	13.234	1:16.075	55	13.395	1:15.129	60	13.858	1:15.890	55	14.870	1:16.153	60	16.066	1:16.014
60	13.902	1:16.663	60	13.604	1:14.670	55	13.921	1:16.162	74	15.087	1:16.216	58	16.068	1:14.824
74	14.377	1:16.864	74	14.358	1:14.949	74	14.075	1:15.353	60	15.206	1:16.552	55	16.228	1:16.512
58	15.706	1:16.931	58	16.174	1:15.436	58	16.402	1:15.864	58	16.398	1:15.200	74	16.571	1:16.638
59	19.669	1:16.196	59	22.058	1:17.357	56	24.138	1:17.488	56	26.110	1:17.176	56	27.646	1:16.690
56	20.127	1:16.114	56	22.286	1:17.127	59	24.571	1:18.149	59	26.390	1:17.023	59	27.900	1:16.664
90	39.542	1:16.609	90	41.769	1:17.195	90	43.057	1:16.924	90	44.609	1:16.756	90	45.505	1:16.050
61	49.588	1:17.796	61	52.726	1:18.106	61	54.895	1:17.805	57	57.874	1:17.631	61	1:00.879	1:18.022
57	50.525	1:18.154	57	53.480	1:17.923	57	55.447	1:17.603	61	58.011	1:18.320	57	1:01.161	1:18.441
93	53.775	1:18.282	93	57.519	1:18.712	93	59.523	1:17.640	93	1:03.447	1:19.128	93	1:06.194	1:17.901

Caterham Graduate Championship - Graduate Class

LAP CHART

(contd.)

Lap 16			Lap 17			Lap 18			Lap 19			Lap 20		
No	Behind	Laptime	No	Behind	Laptime	No	Behind	Laptime	No	Behind	Laptime	No	Behind	Laptime
53		1:14.112												
52	1.473	1:15.791												
64	1.480	1:15.588												
66	1.632	1:15.397												
88	1.835	1:15.385												
55	17.725	1:15.815												
60	17.840	1:16.092												
74	18.352	1:16.099												
58	18.509	1:16.759												
56	30.212	1:16.884												
59	30.308	1:16.726												
90	47.497	1:16.310												
61	1:05.048	1:18.487												
57	1:05.472	1:18.629												
93	1:09.557	1:17.681												

Unversal Racing Services Classic Formula Ford 1600

QUALIFYING - Race 6

POS	NO	CL	NAME	NAT	ENTRY	TIME	LAPS	GAP	MPH
1	7	A	Oliver ROBINSON		Van Diemen RF81	1:05.206	12		90.48
2	10	A	Steve HARE		Van Diemen RF81	1:05.289	15	0.083	90.37
3	26	A	Andy POWELL		Royale RP26 Pink Panther	1:05.552	15	0.346	90.01
4	33	B	Jonathan paul DAVIS		Hawke DL11	1:05.684	14	0.478	89.83
5	12	A	Rory FARRELL (JNR)		Crossle 45 F	1:05.750	11	0.544	89.74
6	77	A	Paul WALTON		Crossle 25F	1:05.827	14	0.621	89.63
7	35	A	David GATHERCOLE		Van Diemen RF80	1:05.892	12	0.686	89.54
8	5	A	Simon DAVEY		Van Diemen RF81	1:06.036	15	0.830	89.35
9	55	A	Roger NEWMAN		Van Diemen RF80	1:06.119	14	0.913	89.23
10	37	A	Anthony WILLS		Royale RP21	1:06.144	14	0.938	89.20
11	69	A	Dave LOWE		Lotus 69	1:06.207	14	1.001	89.12
12	9	A	David PENLINGTON		Royale RP26	1:06.760	14	1.554	88.38
13	41	A	Neil MARSHALL		Van Diemen RF78	1:07.004	9	1.798	88.06
14	21	A	Philip NORRIS		Royale RP26	1:07.246	14	2.040	87.74
15	27	A	Steve PEARCE		Van Diemen RF80	1:07.368	14	2.162	87.58
16	43	A	Alan WILLIAMSON		Van Diemen RF81	1:07.389	14	2.183	87.55
17	34	A	Colin WILLIAMS		PRS RH01	1:07.445	14	2.239	87.48
18	78	A	Joseph WALTON		Crossle 25F	1:07.705	13	2.499	87.14
19	32	A	David MALPAS		Van Diemen RF78	1:07.930	14	2.724	86.86
20	4	A	Jon NASH		Van Diemen RF80	1:08.209	14	3.003	86.50
21	14	B	Dave MANNING		Poyale RP16	1:08.236	13	3.030	86.47
22	28	A	Mark PEARCE		Van Diemen RF81	1:08.556	13	3.350	86.06
23	49	B	Andrew SMITH		Van Diemen FA73	1:08.935	14	3.729	85.59
24	19	A	Lorraine GATHERCOLE		Jamun T2	1:09.006	14	3.800	85.50
25	40	A	Peter LAVENDER		Van Diemen RF79	1:09.025	14	3.819	85.48
26	31	A	David OWEN		Van Diemen RF78	1:09.324	13	4.118	85.11
27	81	A	John HESP		Formula Ford Royale	1:09.688	14	4.482	84.66
28	22	A	Michael WHITEHEAD		Van Diemen RF78	1:10.036	13	4.830	84.24
29	92	A	Michael VALENTINE		Elden MK24	1:10.579	13	5.373	83.60
30	80	A	Paul MILLS		Van Diemen RF80	1:10.966	14	5.760	83.14
31	8	A	Robert BOYER		Van Diemen RF81	1:12.795	12	7.589	81.05
32	50	A	Philip O'HAUORAN		Van Diemen RF78	1:13.244	12	8.038	80.55

Weather/Track - Bright/Dry

These results are provisional until the conclusion of any judicial and technical matters.

Silverstone

Circuit Length = 1.6390 miles.

Start: 10:56 End: 11:11

Clerk of Course:	Stewards:	Timekeeper:
------------------	-----------	-------------

Unversal Racing Services Classic Formula Ford 1600 LAP ANALYSIS

4	Jon NASH	Van Diemen RF80			
1 -	1:34.616	6 -	1:08.907	11 -	1:08.453
2 -	1:20.008	7 -	1:09.355	12 -	1:08.209
3 -	1:15.299	8 -	1:10.698	13 -	1:08.620
4 -	1:12.713	9 -	1:09.903	14 -	1:08.635
5 -	1:09.745	10 -	1:08.672		
5	Simon DAVEY	Van Diemen RF81			
1 -	1:05.069	6 -	1:06.475	11 -	1:06.227
2 -	1:08.676	7 -	1:06.245	12 -	1:06.258
3 -	1:11.728	8 -	1:06.036	13 -	1:06.492
4 -	1:07.623	9 -	1:07.335	14 -	1:07.126
5 -	1:06.948	10 -	1:08.855	15 -	1:06.558
7	Oliver ROBINSON	Van Diemen RF81			
1 -	1:01.353	6 -	1:06.007	11 -	1:05.206
2 -	1:08.342	7 -	1:07.589	12 -	1:05.860
3 -	1:07.422	8 -	1:07.493		
4 -	1:06.202	9 -	1:06.071		
5 -	1:05.656	10 -	1:06.015		
8	Robert BOYER	Van Diemen RF81			
1 -	1:25.096	6 -	1:16.861	11 -	1:15.360
2 -	2:25.900	7 -	1:15.326	12 -	1:15.052
3 -	1:21.333	8 -	1:14.569		
4 -	1:17.539	9 -	1:14.370		
5 -	1:16.765	10 -	1:12.795		
9	David PENLINGTON	Royale RP26			
1 -	1:06.312	6 -	1:07.640	11 -	1:07.519
2 -	1:10.778	7 -	1:06.760	12 -	1:06.815
3 -	1:09.484	8 -	1:06.879	13 -	1:06.786
4 -	1:07.929	9 -	1:09.464	14 -	1:07.330
5 -	1:07.002	10 -	1:07.090		
10	Steve HARE	Van Diemen RF81			
1 -	1:12.200	6 -	1:05.426	11 -	1:05.289
2 -	1:09.814	7 -	1:05.834	12 -	1:05.839
3 -	1:07.771	8 -	1:06.151	13 -	1:06.152
4 -	1:06.981	9 -	1:06.450	14 -	1:06.211
5 -	1:05.841	10 -	1:06.865	15 -	1:06.186
12	Rory FARRELL (JNR)	Crossle 45 F			
1 -	3:29.605	6 -	2:27.066	11 -	1:05.750
2 -	1:24.539	7 -	1:06.895		
3 -	1:20.935	8 -	1:06.556		
4 -	1:08.070	9 -	1:06.143		
5 -	1:15.780P	10 -	1:06.014		

Unversal Racing Services Classic Formula Ford 1600
LAP ANALYSIS
 (contd.)

14	Dave MANNING	Poyale RP16
1 -	2:47.397	6 - 1:08.990
2 -	1:10.702	7 - 1:09.003
3 -	1:10.135	8 - 1:08.236
4 -	1:10.174	9 - 1:08.727
5 -	1:08.801	10 - 1:08.921
11 -	1:09.647	12 - 1:09.511
13 -	1:08.791	
19	Lorraine GATHERCOLE	Jamun T2
1 -	1:12.153	6 - 1:09.890
2 -	1:14.802	7 - 1:09.692
3 -	1:12.235	8 - 1:09.551
4 -	1:11.254	9 - 1:09.466
5 -	1:12.772	10 - 1:09.006
11 -	1:09.355	12 - 1:09.135
13 -	1:10.945	14 - 1:10.909
21	Philip NORRIS	Royale RP26
1 -	1:07.151	6 - 1:07.348
2 -	1:10.406	7 - 1:08.930
3 -	1:11.322	8 - 1:07.942
4 -	1:09.625	9 - 1:08.546
5 -	1:08.360	10 - 1:08.480
11 -	1:07.619	12 - 1:07.246
13 -	1:10.863	14 - 1:10.030
22	Michael WHITEHEAD	Van Diemen RF78
1 -	1:27.761	6 - 1:10.531
2 -	1:22.868	7 - 1:10.380
3 -	1:14.949	8 - 1:19.063
4 -	1:12.617	9 - 1:10.808
5 -	1:11.177	10 - 1:10.658
11 -	1:11.465	12 - 1:10.036
13 -	1:11.321	
24	TBD	
1 -	1:30.728	
26	Andy POWELL	Royale RP26 Pink Panther
1 -	1:01.765	6 - 1:07.173
2 -	1:08.961	7 - 1:08.197
3 -	1:08.158	8 - 1:07.695
4 -	1:06.295	9 - 1:07.963
5 -	1:05.552	10 - 1:06.439
11 -	1:07.451	12 - 1:08.640
13 -	1:09.177	14 - 1:07.529
15 -	1:08.362	
27	Steve PEARCE	Van Diemen RF80
1 -	1:13.337	6 - 1:08.048
2 -	1:15.892	7 - 1:09.279
3 -	1:12.589	8 - 1:09.367
4 -	1:08.329	9 - 1:07.871
5 -	1:08.642	10 - 1:08.225
11 -	1:07.368	12 - 1:07.620
13 -	1:07.786	14 - 1:07.973

Unversal Racing Services Classic Formula Ford 1600
LAP ANALYSIS
 (contd.)

28	Mark PEARCE	Van Diemen RF81			
1 -	1:26.749	6 -	1:12.734	11 -	1:10.995
2 -	1:23.021	7 -	1:13.565	12 -	1:10.872
3 -	1:17.926	8 -	1:10.016	13 -	1:10.232
4 -	1:14.582	9 -	1:09.419		
5 -	1:11.952	10 -	1:08.556		
31	David OWEN	Van Diemen RF78			
1 -	1:37.208	6 -	1:12.823	11 -	1:09.324
2 -	1:19.533	7 -	1:14.135	12 -	1:12.565
3 -	1:13.834	8 -	1:12.864	13 -	1:11.024
4 -	1:12.519	9 -	1:11.371		
5 -	1:11.600	10 -	1:10.654		
32	David MALPAS	Van Diemen RF78			
1 -	1:27.423	6 -	1:08.983	11 -	1:09.468
2 -	1:22.910	7 -	1:08.271	12 -	1:10.895
3 -	1:10.993	8 -	1:11.000	13 -	1:10.573
4 -	1:10.244	9 -	1:10.570	14 -	1:10.669
5 -	1:07.930	10 -	1:09.623		
33	Jonathan paul DAVIS	Hawke DL11			
1 -	1:12.717	6 -	1:06.519	11 -	1:05.928
2 -	1:11.009	7 -	1:06.413	12 -	1:07.010
3 -	1:09.341	8 -	1:06.943	13 -	1:07.650
4 -	1:06.675	9 -	1:07.051	14 -	1:07.905
5 -	1:05.684	10 -	1:07.093		
34	Colin WILLIAMS	PRS RH01			
1 -	1:04.890	6 -	1:07.445	11 -	1:07.463
2 -	1:12.385	7 -	1:07.467	12 -	1:08.325
3 -	1:10.496	8 -	1:07.732	13 -	1:09.400
4 -	1:08.556	9 -	1:10.943	14 -	1:08.650
5 -	1:07.822	10 -	1:07.544		
35	David GATHERCOLE	Van Diemen RF80			
1 -	1:11.911	6 -	1:06.464	11 -	1:05.892
2 -	1:14.356	7 -	1:07.095	12 -	1:22.650P
3 -	1:08.088	8 -	1:06.631		
4 -	1:06.589	9 -	1:09.111		
5 -	1:06.901	10 -	1:06.003		
37	Anthony WILLS	Royale RP21			
1 -	1:31.350	6 -	1:06.715	11 -	1:06.958
2 -	1:19.589	7 -	1:07.042	12 -	1:06.762
3 -	1:10.958	8 -	1:07.678	13 -	1:09.680
4 -	1:08.688	9 -	1:07.594	14 -	1:07.816
5 -	1:07.329	10 -	1:06.144		

Unversal Racing Services Classic Formula Ford 1600
LAP ANALYSIS
 (contd.)


40	Peter LAVENDER	Van Diemen RF79			
1 -	1:28.531	6 -	1:10.011	11 -	1:10.618
2 -	1:17.735	7 -	1:09.598	12 -	1:10.281
3 -	1:13.973	8 -	1:09.800	13 -	1:10.075
4 -	1:16.303	9 -	1:09.053	14 -	1:09.025
5 -	1:10.587	10 -	1:09.958		
41	Neil MARSHALL	Van Diemen RF78			
1 -	1:03.436	6 -	1:09.384		
2 -	1:09.744	7 -	1:07.004		
3 -	1:13.153	8 -	1:08.269		
4 -	1:08.325	9 -	1:37.980P		
5 -	1:07.125				
43	Alan WILLIAMSON	Van Diemen RF81			
1 -	1:09.848	6 -	1:08.294	11 -	1:07.389
2 -	1:11.933	7 -	1:08.143	12 -	1:07.949
3 -	1:11.416	8 -	1:07.981	13 -	1:08.495
4 -	1:09.777	9 -	1:07.782	14 -	1:08.636
5 -	1:08.747	10 -	1:07.738		
49	Andrew SMITH	Van Diemen FA73			
1 -	1:13.612	6 -	1:09.139	11 -	1:08.939
2 -	1:14.284	7 -	1:09.504	12 -	1:09.313
3 -	1:12.760	8 -	1:09.284	13 -	1:11.350
4 -	1:10.615	9 -	1:08.935	14 -	1:12.107
5 -	1:09.755	10 -	1:08.972		
50	Philip O'HAUORAN	Van Diemen RF78			
1 -	1:29.605	6 -	1:19.357	11 -	1:15.434
2 -	1:20.683	7 -	1:18.852	12 -	1:13.244
3 -	1:14.135	8 -	1:18.851		
4 -	1:15.032	9 -	1:14.640		
5 -	1:33.668	10 -	1:34.012		
55	Roger NEWMAN	Van Diemen RF80			
1 -	1:27.199	6 -	1:07.834	11 -	1:06.119
2 -	1:19.885	7 -	1:07.227	12 -	1:06.422
3 -	1:13.292	8 -	1:07.197	13 -	1:10.181
4 -	1:09.761	9 -	1:06.629	14 -	1:08.889
5 -	1:07.119	10 -	1:06.245		
69	Dave LOWE	Lotus 69			
1 -	1:21.406	6 -	1:06.583	11 -	1:07.224
2 -	1:14.551	7 -	1:06.387	12 -	1:07.396
3 -	1:10.655	8 -	1:07.631	13 -	1:07.891
4 -	1:07.798	9 -	1:06.811	14 -	1:07.508
5 -	1:06.963	10 -	1:06.207		

Unversal Racing Services Classic Formula Ford 1600
LAP ANALYSIS
 (contd.)

77	Paul WALTON	Crossle 25F			
1 -	1:30.247	6 -	1:06.942	11 -	1:06.566
2 -	1:16.108	7 -	1:06.471	12 -	1:06.171
3 -	1:09.009	8 -	1:06.021	13 -	1:06.853
4 -	1:06.700	9 -	1:06.121	14 -	1:06.787
5 -	1:05.827	10 -	1:07.197		
78	Joseph WALTON	Crossle 25F			
1 -	1:28.388	6 -	1:10.542	11 -	1:08.269
2 -	1:23.900	7 -	1:10.340	12 -	1:09.537
3 -	1:15.660	8 -	1:10.588	13 -	1:07.705
4 -	1:13.668	9 -	1:10.351		
5 -	1:11.460	10 -	1:08.712		
80	Paul MILLS	Van Diemen RF80			
1 -	1:15.602	6 -	1:11.013	11 -	1:10.966
2 -	1:13.450	7 -	1:12.098	12 -	1:12.204
3 -	1:13.809	8 -	1:12.239	13 -	1:11.137
4 -	1:11.838	9 -	1:11.474	14 -	1:11.533
5 -	1:11.348	10 -	1:12.067		
81	John HESP	Formula Ford Royale			
1 -	1:20.887	6 -	1:11.383	11 -	1:10.725
2 -	1:14.790	7 -	1:10.575	12 -	1:10.908
3 -	1:14.876	8 -	1:11.561	13 -	1:10.133
4 -	1:11.961	9 -	1:11.831	14 -	1:11.081
5 -	1:11.749	10 -	1:09.688		
92	Michael VALENTINE	Elden MK24			
1 -	1:36.134	6 -	1:12.209	11 -	1:11.853
2 -	1:16.263	7 -	1:10.980	12 -	1:12.289
3 -	1:13.528	8 -	1:11.867	13 -	1:10.579
4 -	1:11.837	9 -	1:12.323		
5 -	1:11.428	10 -	1:11.251		

Unversal Racing Services Classic Formula Ford 1600

GRID - Race 6

ROW 16	1:12.795 8 BOYER	1:13.244 50 O'HAUORAN
ROW 15	1:10.579 92 VALENTINE	1:10.966 80 MILLS
ROW 14	1:09.688 81 HESP	1:10.036 22 WHITEHEAD
ROW 13	1:09.025 40 LAVENDER	1:09.324 31 OWEN
ROW 12	1:08.935 49 SMITH	1:09.006 19 GATHERCOLE
ROW 11	1:08.236 14 MANNING	1:08.556 28 PEARCE
ROW 10	1:07.930 32 MALPAS	1:08.209 4 NASH
ROW 9	1:07.445 34 WILLIAMS	1:07.705 78 WALTON
ROW 8	1:07.368 27 PEARCE	1:07.389 43 WILLIAMSON
ROW 7	1:07.004 41 MARSHALL	1:07.246 21 NORRIS
ROW 6	1:06.207 69 LOWE	1:06.760 9 PENLINGTON
ROW 5	1:06.119 55 NEWMAN	1:06.144 37 WILLS
ROW 4	1:05.892 35 GATHERCOLE	1:06.036 5 DAVEY
ROW 3	1:05.750 12 FARRELL (JNR)	1:05.827 77 WALTON
ROW 2	1:05.552 26 POWELL	1:05.684 33 DAVIS
ROW 1	1:05.206 7 ROBINSON	1:05.289 10 HARE
POLE		
		

Weather/Track - Bright/Dry

These results are provisional until the conclusion of any judicial and technical matters.

Silverstone

Circuit Length = 1.6390 miles.

Start: 10:56 End: 11:11

Clerk of Course:	Stewards:	Timekeeper:
------------------	-----------	-------------

Unversal Racing Services Classic Formula Ford 1600

RACE RESULT - Race 6

POS	NO	CL	NAME	NAT	ENTRY	TIME	LAPS	GAP	MPH	BEST
1	12	A	Rory FARRELL (JNR)		Crossle 45 F	13:15.230	12		89.25	1:04.909
2	10	A	Steve HARE		Van Diemen RF81	13:19.548	12	4.318	88.77	1:04.945
3	7	A	Oliver ROBINSON		Van Diemen RF81	13:22.425	12	7.195	88.45	1:05.670
4	77	A	Paul WALTON		Crossle 25F	13:23.219	12	7.989	88.37	1:05.285
5	33	B	Jonathan paul DAVIS		Hawke DL11	13:25.290	12	10.060	88.14	1:05.508
6	9	A	David PENLINGTON		Royale RP26	13:34.948	12	19.718	87.09	1:06.419
7	37	A	Anthony WILLS		Royale RP21	13:35.101	12	19.871	87.08	1:06.257
8	55	A	Roger NEWMAN		Van Diemen RF80	13:35.248	12	20.018	87.06	1:05.957
9	69	B	Dave LOWE		Lotus 69	13:35.926	12	20.696	86.99	1:06.187
10	41	A	Neil MARSHALL		Van Diemen RF78	13:36.304	12	21.074	86.95	1:06.262
11	32	A	David MALPAS		Van Diemen RF78	13:37.111	12	21.881	86.86	1:05.766
12	34	A	Colin WILLIAMS		PRS RH01	13:38.762	12	23.532	86.69	1:06.645
13	4	A	Jon NASH		Van Diemen RF80	13:45.214	12	29.984	86.01	1:06.479
14	43	A	Alan WILLIAMSON		Van Diemen RF81	13:45.661	12	30.431	85.96	1:06.988
15	35	A	David GATHERCOLE		Van Diemen RF80	13:46.709	12	31.479	85.86	1:06.187
16	21	A	Philip NORRIS		Royale RP26	13:52.174	12	36.944	85.29	1:07.737
17	78	A	Joseph WALTON		Crossle 25F	13:52.352	12	37.122	85.27	1:06.368
18	49	B	Andrew SMITH		Van Diemen FA73	13:54.773	12	39.543	85.03	1:07.413
19	40	A	Peter LAVENDER		Van Diemen RF79	14:00.447	12	45.217	84.45	1:07.418
20	81	A	John HESP		Formula Ford Royale	14:01.712	12	46.482	84.33	1:08.005
21	19	B	Lorraine GATHERCOLE		Jamun T2	14:03.487	12	48.257	84.15	1:08.115
22	28	A	Mark PEARCE		Van Diemen RF81	14:10.592	12	55.362	83.44	1:08.270
23	80	A	Paul MILLS		Van Diemen RF80	14:12.178	12	56.948	83.29	1:08.362
24	31	A	David OWEN		Van Diemen RF78	14:12.705	12	57.475	83.24	1:08.809
25	22	A	Michael WHITEHEAD		Van Diemen RF78	13:17.439	11	1 LAP	81.61	1:10.395
26	92	A	Michael VALENTINE		Elden MK24	13:18.071	11	1 LAP	81.54	1:10.733
27	50	A	Philip O'HAUORAN		Van Diemen RF78	13:45.685	11	1 LAP	78.82	1:12.789
28	8	A	Robert BOYER		Van Diemen RF81	13:57.704	11	1 LAP	77.69	1:14.047

NOT CLASSIFIED

26	A	Andy POWELL	Royale RP26 Pink Panther	8:12.507	7	D.N.F.	84.22	1:06.126
27	A	Steve PEARCE	Van Diemen RF80	5:01.114	4	D.N.F.	78.96	1:08.269
5	A	Simon DAVEY	Van Diemen RF81	3:29.071	3	D.N.F.	85.51	1:06.228
14	B	Dave MANNING	Poyale RP16		0	D.N.F.	N/A	

FASTEST LAP

12	A	Rory FARRELL (JNR)	Crossle 45 F	1:04.909	8	90.90mph	146.29kph
33	B	Jonathan paul DAVIS	Hawke DL11	1:05.508	8	90.07mph	144.95kph

Weather/Track - Bright/Dry

These results are provisional until the conclusion of any judicial and technical matters.

Silverstone

Circuit Length = 1.6390 miles.

Start: 15:46 End: 16:00

Clerk of Course:	Stewards:	Timekeeper:
------------------	-----------	-------------

Unversal Racing Services Classic Formula Ford 1600

LAP CHART

Lap 1			Lap 2			Lap 3			Lap 4			Lap 5		
No	Behind	Laptime	No	Behind	Laptime	No	Behind	Laptime	No	Behind	Laptime	No	Behind	Laptime
7		1:14.087	7		1:06.189	7		1:06.240	7		1:06.423	12		1:05.605
10	0.514	1:14.601	12	0.283	1:05.876	12	0.070	1:06.027	12	0.093	1:06.446	7	0.681	1:06.379
12	0.596	1:14.683	10	0.969	1:06.644	10	1.149	1:06.420	10	1.670	1:06.944	10	1.866	1:05.894
33	1.214	1:15.301	33	1.072	1:06.047	77	1.283	1:06.022	77	1.768	1:06.908	77	2.963	1:06.893
77	1.553	1:15.640	77	1.501	1:06.137	33	1.767	1:06.935	33	2.137	1:06.793	33	3.359	1:06.920
26	2.030	1:16.117	5	2.567	1:06.598	5	2.555	1:06.228	26	3.205	1:06.659	26	3.991	1:06.484
5	2.158	1:16.245	26	2.984	1:07.143	26	2.969	1:06.225	35	5.987	1:07.119	37	7.472	1:06.950
35	2.928	1:17.015	35	4.498	1:07.759	35	5.291	1:07.033	37	6.220	1:06.642	35	7.846	1:07.557
37	2.931	1:17.018	37	4.611	1:07.869	37	6.001	1:07.630	9	7.217	1:06.699	9	8.415	1:06.896
69	3.408	1:17.495	69	5.108	1:07.889	69	6.606	1:07.738	55	7.288	1:06.663	55	8.513	1:06.923
9	4.295	1:18.382	9	5.807	1:07.701	9	6.941	1:07.374	69	7.739	1:07.556	34	9.088	1:06.851
55	4.427	1:18.514	55	5.920	1:07.682	55	7.048	1:07.368	34	7.935	1:06.691	69	9.182	1:07.141
41	4.698	1:18.785	34	6.542	1:07.789	41	7.569	1:07.139	41	8.242	1:07.096	41	9.393	1:06.849
34	4.942	1:19.029	41	6.670	1:08.161	34	7.667	1:07.365	32	11.347	1:08.054	32	12.615	1:06.966
21	5.917	1:20.004	27	8.884	1:08.724	32	9.716	1:06.831	43	12.765	1:07.600	43	14.712	1:07.645
27	6.349	1:20.436	32	9.125	1:08.732	27	10.913	1:08.269	21	14.398	1:08.347	4	16.137	1:06.479
32	6.582	1:20.669	21	9.417	1:09.689	43	11.588	1:08.160	4	15.356	1:08.841	21	16.773	1:08.073
4	6.733	1:20.820	43	9.668	1:08.787	21	12.474	1:09.297	49	15.538	1:09.108	49	18.248	1:08.408
43	7.070	1:21.157	49	10.213	1:08.814	49	12.853	1:08.880	28	15.877	1:08.830	28	18.449	1:08.270
49	7.588	1:21.675	4	10.300	1:09.756	4	12.938	1:08.878	81	16.948	1:08.526	81	19.657	1:08.407
28	8.035	1:22.122	28	11.038	1:09.192	28	13.470	1:08.672	19	19.362	1:09.422	78	23.426	1:09.657
81	8.596	1:22.683	81	11.834	1:09.427	81	14.845	1:09.251	78	19.467	1:09.381	19	23.607	1:09.943
19	9.039	1:23.126	19	13.229	1:10.379	19	16.363	1:09.374	40	20.246	1:08.620	40	24.066	1:09.518
31	9.642	1:23.729	78	13.425	1:09.166	78	16.509	1:09.324	31	21.444	1:09.254	31	25.386	1:09.640
40	10.181	1:24.268	31	15.096	1:11.643	40	18.049	1:09.042	80	24.400	1:10.081	80	28.032	1:09.330
78	10.448	1:24.535	40	15.247	1:11.255	31	18.613	1:09.757	92	25.474	1:11.216	92	31.105	1:11.329
92	11.227	1:25.314	92	16.188	1:11.150	92	20.681	1:10.733	22	27.188	1:11.133	22	32.447	1:10.957
22	11.459	1:25.546	22	16.612	1:11.342	80	20.742	1:10.274	27	28.175	1:23.685P	50	42.923	1:12.789
80	11.708	1:25.795	80	16.708	1:11.189	22	22.478	1:12.106	50	35.832	1:13.029	8	50.227	1:14.644
50	14.932	1:29.019	50	22.302	1:13.559	50	29.226	1:13.164	8	41.281	1:14.332			
8	15.697	1:29.784	8	23.815	1:14.307	8	33.372	1:15.797						

Unversal Racing Services Classic Formula Ford 1600

LAP CHART

(contd.)

Lap 6			Lap 7			Lap 8			Lap 9			Lap 10		
No	Behind	Laptime	No	Behind	Laptime	No	Behind	Laptime	No	Behind	Laptime	No	Behind	Laptime
12		1:05.603	12		1:05.225	12		1:04.909	12		1:05.127	12		1:05.046
7	0.967	1:05.889	10	1.829	1:05.846	10	2.501	1:05.581	10	2.820	1:05.446	10	3.575	1:05.801
10	1.208	1:04.945	7	2.790	1:07.048	8	1 LAP	1:14.462	50	1 LAP	1:14.356	7	6.342	1:06.203
77	3.410	1:06.050	77	4.193	1:06.008	7	4.059	1:06.178	7	5.185	1:06.253	77	7.630	1:05.285
33	4.225	1:06.469	33	5.109	1:06.109	77	5.269	1:05.985	33	6.900	1:06.319	33	8.248	1:06.394
26	4.514	1:06.126	9	11.301	1:07.224	33	5.708	1:05.508	77	7.391	1:07.249	50	1 LAP	1:13.942
35	8.657	1:06.414	37	11.964	1:08.397	9	13.004	1:06.612	8	1 LAP	1:14.581	9	16.886	1:07.622
37	8.792	1:06.923	55	12.252	1:08.025	37	13.312	1:06.257	9	14.310	1:06.433	37	17.466	1:07.099
9	9.302	1:06.490	69	12.842	1:07.356	55	13.384	1:06.041	55	14.986	1:06.729	55	17.662	1:07.722
55	9.452	1:06.542	41	13.559	1:07.617	69	14.529	1:06.596	37	15.413	1:07.228	69	17.885	1:06.749
69	10.711	1:07.132	34	14.342	1:07.979	41	15.503	1:06.853	69	16.182	1:06.780	41	18.714	1:07.033
41	11.167	1:07.377	32	15.608	1:06.868	34	16.278	1:06.845	41	16.727	1:06.351	32	20.120	1:07.162
34	11.588	1:08.103	43	19.239	1:07.810	32	17.365	1:06.666	34	17.877	1:06.726	34	20.586	1:07.755
32	13.965	1:06.953	4	19.572	1:07.346	4	21.578	1:06.915	32	18.004	1:05.766	8	1 LAP	1:16.096
43	16.654	1:07.545	26	23.042	1:23.753P	43	21.745	1:07.415	4	23.454	1:07.003	4	25.458	1:07.050
4	17.451	1:06.917	21	22.201	1:08.519	21	25.265	1:07.973	43	24.024	1:07.406	43	26.122	1:07.144
21	18.907	1:07.737	35	24.171	1:20.739	35	25.585	1:06.323	35	27.204	1:06.746	35	28.345	1:06.187
28	21.193	1:08.347	49	25.766	1:09.298	49	28.791	1:07.934	21	28.831	1:08.693	21	31.838	1:08.053
49	21.693	1:09.048	81	27.303	1:10.469	81	30.728	1:08.334	49	31.784	1:08.120	78	34.026	1:06.368
81	22.059	1:08.005	78	28.619	1:07.862	78	30.727	1:07.017	78	32.704	1:07.104	49	35.073	1:08.335
78	25.982	1:08.159	40	30.752	1:08.786	40	34.044	1:08.201	81	35.358	1:09.757	81	39.587	1:09.275
40	27.191	1:08.728	19	31.901	1:09.419	19	35.563	1:08.571	40	36.935	1:08.018	40	40.689	1:08.800
19	27.707	1:09.703	31	35.262	1:11.258	28	39.272	1:08.709	19	38.551	1:08.115	19	41.691	1:08.186
31	29.229	1:09.446	28	35.472	1:19.504	31	40.475	1:10.122	28	43.047	1:08.902	28	47.282	1:09.281
80	32.412	1:09.983	80	37.229	1:10.042	80	41.529	1:09.209	31	44.530	1:09.182	80	49.126	1:09.408
92	36.855	1:11.353	92	42.608	1:10.978	92	48.523	1:10.824	80	44.764	1:08.362	31	49.428	1:09.944
22	37.239	1:10.395	22	42.956	1:10.942	22	48.724	1:10.677	92	54.197	1:10.801	92	1:00.659	1:11.508
50	50.530	1:13.210	50	1:00.091	1:14.786				22	54.410	1:10.813	22	1:00.853	1:11.489
8	59.555	1:14.931												

Unversal Racing Services Classic Formula Ford 1600

LAP CHART

(contd.)

Lap 11			Lap 12			Lap 13			Lap 14			Lap 15		
No	Behind	Laptime	No	Behind	Laptime	No	Behind	Laptime	No	Behind	Laptime	No	Behind	Laptime
12		1:05.111	12		1:05.572									
10	4.326	1:05.862	22	1 LAP	1:12.039									
7	6.901	1:05.670	92	1 LAP	1:12.865									
77	7.811	1:05.292	10	4.318	1:05.564									
33	10.014	1:06.877	7	7.195	1:05.866									
9	18.194	1:06.419	77	7.989	1:05.750									
37	19.048	1:06.693	33	10.060	1:05.618									
55	19.633	1:07.082	9	19.718	1:07.096									
69	20.081	1:07.307	37	19.871	1:06.395									
41	20.384	1:06.781	55	20.018	1:05.957									
32	21.355	1:06.346	69	20.696	1:06.187									
34	22.120	1:06.645	41	21.074	1:06.262									
50	1 LAP	1:14.812	32	21.881	1:06.098									
4	28.398	1:08.051	34	23.532	1:06.984									
43	29.015	1:08.004	4	29.984	1:07.158									
35	30.355	1:07.121	43	30.431	1:06.988									
8	1 LAP	1:14.723	50	1 LAP	1:13.019									
21	34.480	1:07.753	35	31.479	1:06.696									
78	35.919	1:07.004	21	36.944	1:08.036									
49	37.375	1:07.413	78	37.122	1:06.775									
81	42.932	1:08.456	49	39.543	1:07.740									
40	43.371	1:07.793	8	1 LAP	1:14.047									
19	45.196	1:08.616	40	45.217	1:07.418									
28	51.403	1:09.232	81	46.482	1:09.122									
31	53.126	1:08.809	19	48.257	1:08.633									
80	53.269	1:09.254	28	55.362	1:09.531									
			80	56.948	1:09.251									
			31	57.475	1:09.921									

BARC Clubmans Cup QUALIFYING - Race 7

POS	NO	CL	NAME	NAT	ENTRY	TIME	LAPS	GAP	MPH
1	3		Alex OSBORNE		Mallock MK30 PR	1:02.758	14		94.01
2	2		Howard PAYNE		Mallock MK20	1:02.788	14	0.030	93.97
3	13		Guy PARR		Mallock MK30	1:02.930	15	0.172	93.76
4	4		Paul FREEMAN		Ardmore FR95B	1:03.220	13	0.462	93.33
5	5		Peter RICHINGS		Mallock MK27 SE EBX	1:03.482	15	0.724	92.94
6	6		Mike EVANS		Mallock MK20	1:03.518	15	0.760	92.89
7	9		Adrian LESTER		Mallock MK35	1:03.528	15	0.770	92.87
8	35		Paul GIBSON		Mallock MK30	1:03.680	14	0.922	92.65
9	27		Tony RICHARDSON		Mallock	1:03.732	15	0.974	92.58
10	10		Marcus BICKNELL		Mallock MK 27 EBX	1:04.082	15	1.324	92.07
11	1		Barry WEBB		Mallock MK 23 BW	1:04.122	15	1.364	92.01
12	14		Adrian BROWN		Mallock MK 18B	1:04.266	14	1.508	91.81
13	23		Des ANDREWS		Mallock 23	1:04.375	15	1.617	91.65
14	26		Martin MANSELL		Mallock 26	1:04.909	15	2.151	90.90
15	55		Gareth SALTER		Mallock MK 27	1:05.038	14	2.280	90.72
16	7		Jamie CHAMPKIN		Phantom P94/05	1:05.055	12	2.297	90.69
17	15		Peter BURNHAM		Mallock MK28/30	1:05.881	6	3.123	89.56
18	66		Richard GILMOUR		Mallock V2	1:07.259	14	4.501	87.72

Weather/Track - Bright/Dry

These results are provisional until the conclusion of any judicial and technical matters.

Silverstone

Circuit Length = 1.6390 miles.

Start: 11:20 End: 11:35

Clerk of Course:	Stewards:	Timekeeper:
------------------	-----------	-------------

BARC Clubmans Cup LAP ANALYSIS

1	Barry WEBB	Mallork MK 23 BW
1 -	6:18.470	6 - 1:04.142
2 -	1:12.176	7 - 1:04.861
3 -	1:06.982	8 - 1:05.253
4 -	1:06.186	9 - 1:04.583
5 -	1:05.325	10 - 1:04.442
		11 - 1:04.639
		12 - 1:05.320
		13 - 1:07.299
		14 - 1:04.489
		15 - 1:04.122
2	Howard PAYNE	Mallock MK20
1 -	6:17.932	6 - 1:03.263
2 -	1:11.793	7 - 1:03.241
3 -	1:05.711	8 - 1:08.246
4 -	1:04.320	9 - 1:15.024P
5 -	1:03.672	10 - 2:04.950
		11 - 1:04.385
		12 - 1:03.541
		13 - 1:02.788
		14 - 1:03.296
3	Alex OSBORNE	Mallock MK30 PR
1 -	6:41.409	6 - 1:04.400
2 -	1:23.829	7 - 1:03.536
3 -	1:08.258	8 - 1:03.235
4 -	1:06.501	9 - 1:02.817
5 -	1:04.948	10 - 1:02.758
		11 - 1:03.000
		12 - 1:05.551
		13 - 1:03.098
		14 - 1:03.061
4	Paul FREEMAN	Ardmore FR95B
1 -	6:21.814	6 - 1:04.722
2 -	1:41.123P	7 - 1:04.301
3 -	2:47.197	8 - 1:04.636
4 -	1:06.387	9 - 1:04.144
5 -	1:06.530	10 - 1:03.723
		11 - 1:03.544
		12 - 1:03.228
		13 - 1:03.220
5	Peter RICHINGS	Mallock MK27 SE EBX
1 -	6:17.627	6 - 1:04.515
2 -	1:15.472	7 - 1:05.183
3 -	1:07.963	8 - 1:04.400
4 -	1:05.991	9 - 1:04.212
5 -	1:05.389	10 - 1:03.749
		11 - 1:04.102
		12 - 1:04.304
		13 - 1:03.986
		14 - 1:03.809
		15 - 1:03.482
6	Mike EVANS	Mallock MK20
1 -	6:28.214	6 - 1:04.320
2 -	1:13.899	7 - 1:04.239
3 -	1:08.200	8 - 1:04.680
4 -	1:05.486	9 - 1:03.951
5 -	1:04.624	10 - 1:03.939
		11 - 1:15.317
		12 - 1:04.774
		13 - 1:04.331
		14 - 1:03.518
		15 - 1:03.644
7	Jamie CHAMPKIN	Phantom P94/05
1 -	6:18.848	6 - 1:08.235
2 -	1:15.253	7 - 1:05.490
3 -	1:08.480	8 - 1:05.298
4 -	1:06.278	9 - 1:05.142
5 -	1:17.281	10 - 1:05.055
		11 - 1:05.117
		12 - 1:26.309P


BARC Clubmans Cup LAP ANALYSIS (contd.)

9	Adrian LESTER	Mallock MK35
1 -	6:19.861	6 - 1:04.482
2 -	1:10.946	7 - 1:05.178
3 -	1:06.108	8 - 1:04.722
4 -	1:04.411	9 - 1:05.030
5 -	1:04.706	10 - 1:04.245
		11 - 1:04.823
		12 - 1:22.883
		13 - 1:04.405
		14 - 1:03.643
		15 - 1:03.528
10	Marcus BICKNELL	Mallock MK 27 EBX
1 -	6:27.508	6 - 1:04.986
2 -	1:12.884	7 - 1:05.077
3 -	1:06.798	8 - 1:04.713
4 -	1:08.268	9 - 1:04.893
5 -	1:08.403	10 - 1:04.440
		11 - 1:04.082
		12 - 1:04.587
		13 - 1:06.461
		14 - 1:04.224
		15 - 1:04.573
13	Guy PARR	Mallock MK30
1 -	6:29.157	6 - 1:03.806
2 -	1:13.806	7 - 1:03.853
3 -	1:08.303	8 - 1:05.173
4 -	1:05.658	9 - 1:07.195
5 -	1:05.131	10 - 1:03.989
		11 - 1:03.394
		12 - 1:05.768
		13 - 1:03.287
		14 - 1:06.397
		15 - 1:02.930
14	Adrian BROWN	Mallock MK 18B
1 -	6:32.050	6 - 1:04.953
2 -	1:21.703	7 - 1:04.840
3 -	1:09.908	8 - 1:04.291
4 -	1:06.159	9 - 1:04.328
5 -	1:06.051	10 - 1:04.266
		11 - 1:04.333
		12 - 1:04.473
		13 - 1:05.135
		14 - 1:05.046
15	Peter BURNHAM	Mallock MK28/30
1 -	6:35.994	6 - 1:20.262P
2 -	1:20.555	
3 -	1:09.587	
4 -	1:06.611	
5 -	1:05.881	
23	Des ANDREWS	Mallock 23
1 -	6:20.910	6 - 1:04.975
2 -	1:14.421	7 - 1:05.112
3 -	1:09.221	8 - 1:04.820
4 -	1:06.711	9 - 1:04.375
5 -	1:05.660	10 - 1:04.917
		11 - 1:05.629
		12 - 1:05.189
		13 - 1:06.101
		14 - 1:04.725
		15 - 1:04.560
26	Martin MANSELL	Mallock 26
1 -	6:19.190	6 - 1:05.296
2 -	1:14.039	7 - 1:05.430
3 -	1:08.709	8 - 1:04.909
4 -	1:06.651	9 - 1:05.151
5 -	1:05.831	10 - 1:05.810
		11 - 1:06.134
		12 - 1:05.271
		13 - 1:05.952
		14 - 1:04.912
		15 - 1:07.006

**BARC Clubmans Cup
LAP ANALYSIS
(contd.)**

27	Tony RICHARDSON	Mallock			
1 -	6:25.445	6 -	1:05.363	11 -	1:04.309
2 -	1:13.774	7 -	1:05.155	12 -	1:04.398
3 -	1:06.992	8 -	1:05.980	13 -	1:04.471
4 -	1:05.889	9 -	1:05.036	14 -	1:03.920
5 -	1:06.084	10 -	1:04.396	15 -	1:03.732
35	Paul GIBSON	Mallock MK30			
1 -	6:21.403	6 -	1:03.682	11 -	1:04.162
2 -	1:11.282	7 -	1:13.648 ^P	12 -	1:03.864
3 -	1:05.196	8 -	1:50.033	13 -	1:03.755
4 -	1:05.171	9 -	1:04.063	14 -	1:03.736
5 -	1:04.364	10 -	1:03.680		
55	Gareth SALTER	Mallock MK 27			
1 -	6:26.252	6 -	1:07.171	11 -	1:06.119
2 -	1:15.006	7 -	1:07.118	12 -	1:05.755
3 -	1:10.823	8 -	1:06.151	13 -	1:05.038
4 -	1:07.310	9 -	1:06.545	14 -	1:05.391
5 -	1:06.976	10 -	1:06.167		
66	Richard GILMOUR	Mallock V2			
1 -	6:29.556	6 -	1:09.153	11 -	1:14.232
2 -	1:24.937	7 -	1:08.848	12 -	1:11.282
3 -	1:15.393	8 -	1:10.793	13 -	1:07.514
4 -	1:12.741	9 -	1:08.291	14 -	1:07.259
5 -	1:09.514	10 -	1:11.987		

BARC Clubmans Cup GRID - Race 7

ROW 9	1:05.881 15 BURNHAM	1:07.259 66 GILMOUR
ROW 8	1:05.038 55 SALTER	1:05.055 7 CHAMPKIN
ROW 7	1:04.375 23 ANDREWS	1:04.909 26 MANSELL
ROW 6	1:04.122 1 WEBB	1:04.266 14 BROWN
ROW 5	1:03.732 27 RICHARDSON	1:04.082 10 BICKNELL
ROW 4	1:03.528 9 LESTER	1:03.680 35 GIBSON
ROW 3	1:03.482 5 RICHINGS	1:03.518 6 EVANS
ROW 2	1:02.930 13 PARR	1:03.220 4 FREEMAN
ROW 1	1:02.758 3 OSBORNE	1:02.788 2 PAYNE
POLE		
		

Weather/Track - Bright/Dry

These results are provisional until the conclusion of any judicial and technical matters.

Silverstone
Circuit Length = 1.6390 miles.
Start: 11:20 End: 11:35

Clerk of Course:	Stewards:	Timekeeper:
------------------	-----------	-------------

BARC Clubmans Cup

RACE RESULT - Race 7

POS	NO	CL	NAME	NAT	ENTRY	TIME	LAPS	GAP	MPH	BEST
1	3		Alex OSBORNE		Mallock MK30 PR	14:52.480	14		92.75	1:02.721
2	6		Mike EVANS		Mallock MK20	14:52.989	14	0.509	92.70	1:02.475
3	2		Howard PAYNE		Mallock MK20	15:00.133	14	7.653	91.96	1:03.208
4	4		Paul FREEMAN		Ardmore FR95B	15:08.036	14	15.556	91.16	1:03.723
5	13		Guy PARR		Mallock MK30	15:10.131	14	17.651	90.95	1:03.353
6	5		Peter RICHINGS		Mallock MK27 SE EBX	15:12.429	14	19.949	90.72	1:04.058
7	35		Paul GIBSON		Mallock MK30	15:13.338	14	20.858	90.63	1:03.849
8	9		Adrian LESTER		Mallock MK35	15:19.176	14	26.696	90.06	1:03.747
9	1		Barry WEBB		Mallork MK 23 BW	15:19.833	14	27.353	89.99	1:04.151
10	26		Martin MANSELL		Mallock 26	15:20.132	14	27.652	89.96	1:04.020
11	14		Adrian BROWN		Mallock MK 18B	15:20.704	14	28.224	89.91	1:04.135
12	10		Marcus BICKNELL		Mallock MK 27 EBX	15:25.439	14	32.959	89.45	1:04.049
13	27		Tony RICHARDSON		Mallock	15:26.710	14	34.230	89.32	1:03.787
14	23		Des ANDREWS		Mallock 23	15:29.202	14	36.722	89.08	1:04.678
15	55		Gareth SALTER		Mallock MK 27	15:38.738	14	46.258	88.18	1:05.416
16	7		Jamie CHAMPKIN		Phantom P94/05	15:42.591	14	50.111	87.82	1:04.731
17	66		Richard GILMOUR		Mallock V2	15:56.047	14	1:03.567	86.58	1:06.350

NOT CLASSIFIED

15	Peter BURNHAM	Mallock MK28/30	8:41.635	7	D.N.F.	79.51	1:06.292
----	---------------	-----------------	----------	---	--------	-------	----------

FASTEST LAP

6	Mike EVANS	Mallock MK20	1:02.475	10	94.44mph	151.99kph
---	------------	--------------	----------	----	----------	-----------

Weather/Track - Bright/Dry

These results are provisional until the conclusion of any judicial and technical matters.

Silverstone

Circuit Length = 1.6390 miles.

Start: 16:11 End: 16:26

Clerk of Course:	Stewards:	Timekeeper:
------------------	-----------	-------------

BARC Clubmans Cup LAP CHART

Lap 1			Lap 2			Lap 3			Lap 4			Lap 5		
No	Behind	Laptime	No	Behind	Laptime	No	Behind	Laptime	No	Behind	Laptime	No	Behind	Laptime
3		1:12.142	3		1:03.814	3		1:03.533	3		1:03.323	3		1:03.247
6	0.448	1:12.590	6	0.136	1:03.502	6	0.560	1:03.957	6	0.734	1:03.497	6	0.703	1:03.216
2	1.600	1:13.742	2	1.876	1:04.090	2	2.247	1:03.904	2	2.132	1:03.208	2	2.106	1:03.221
4	2.002	1:14.144	4	3.104	1:04.916	4	4.229	1:04.658	4	5.191	1:04.285	4	6.260	1:04.316
5	2.848	1:14.990	5	4.213	1:05.179	5	4.975	1:04.295	5	5.817	1:04.165	5	6.688	1:04.118
13	3.186	1:15.328	13	4.489	1:05.117	35	5.732	1:04.290	35	6.860	1:04.451	35	7.462	1:03.849
35	3.775	1:15.917	35	4.975	1:05.014	13	6.051	1:05.095	13	6.975	1:04.247	13	7.972	1:04.244
9	3.974	1:16.116	9	5.695	1:05.535	9	7.195	1:05.033	9	8.359	1:04.487	9	9.299	1:04.187
10	4.656	1:16.798	10	6.606	1:05.764	10	8.059	1:04.986	10	9.114	1:04.378	10	9.916	1:04.049
26	5.141	1:17.283	1	7.177	1:05.624	1	8.765	1:05.121	1	9.977	1:04.535	1	11.148	1:04.418
1	5.367	1:17.509	26	8.032	1:06.705	26	9.430	1:04.931	26	10.891	1:04.784	26	12.319	1:04.675
14	5.684	1:17.826	14	8.267	1:06.397	14	10.569	1:05.835	14	11.965	1:04.719	14	13.115	1:04.397
27	6.774	1:18.916	27	9.084	1:06.124	27	11.738	1:06.187	27	13.172	1:04.757	27	14.468	1:04.543
7	7.106	1:19.248	7	9.368	1:06.076	7	12.107	1:06.272	7	14.464	1:05.680	7	16.598	1:05.381
23	7.363	1:19.505	23	10.205	1:06.656	23	12.635	1:05.963	23	14.891	1:05.579	23	17.059	1:05.415
55	7.771	1:19.913	55	11.148	1:07.191	55	13.801	1:06.186	55	16.886	1:06.408	55	19.676	1:06.037
66	10.565	1:22.707	66	14.229	1:07.478	66	18.383	1:07.687	66	22.527	1:07.467	66	26.356	1:07.076
15	13.172	1:25.314	15	18.031	1:08.673	15	22.326	1:07.828	15	26.784	1:07.781	15	29.829	1:06.292

BARC Clubmans Cup LAP CHART

(contd.)

Lap 6			Lap 7			Lap 8			Lap 9			Lap 10		
No	Behind	Laptime	No	Behind	Laptime	No	Behind	Laptime	No	Behind	Laptime	No	Behind	Laptime
3		1:02.855	3		1:03.223	3		1:03.033	3		1:02.721	3		1:02.758
6	0.899	1:03.051	6	0.618	1:02.942	6	0.441	1:02.856	6	0.690	1:02.970	6	0.407	1:02.475
2	2.747	1:03.496	2	3.418	1:03.894	2	3.734	1:03.349	2	4.597	1:03.584	2	5.733	1:03.894
4	7.461	1:04.056	4	7.961	1:03.723	15	1 LAP	1:29.084P	4	10.604	1:03.945	4	11.882	1:04.036
5	8.142	1:04.309	5	9.278	1:04.359	4	9.380	1:04.452	5	12.377	1:04.561	5	13.922	1:04.303
35	8.858	1:04.251	13	10.201	1:04.145	5	10.537	1:04.292	13	12.730	1:04.260	13	14.377	1:04.405
13	9.279	1:04.162	35	10.269	1:04.634	13	11.191	1:04.023	35	13.428	1:04.244	35	14.826	1:04.156
9	10.571	1:04.127	9	11.731	1:04.383	35	11.905	1:04.669	9	14.555	1:04.123	9	15.544	1:03.747
10	11.405	1:04.344	10	12.333	1:04.151	9	13.153	1:04.455	10	15.795	1:04.600	10	17.668	1:04.631
1	12.444	1:04.151	1	13.568	1:04.347	10	13.916	1:04.616	1	16.687	1:04.553	1	18.570	1:04.641
26	13.985	1:04.521	26	15.034	1:04.272	1	14.855	1:04.320	26	17.673	1:04.285	26	19.368	1:04.453
14	14.622	1:04.362	14	15.534	1:04.135	26	16.109	1:04.108	14	19.432	1:04.600	14	20.872	1:04.198
27	15.400	1:03.787	27	16.024	1:03.847	14	17.553	1:05.052	27	20.440	1:05.197	27	28.246	1:10.564
7	19.054	1:05.311	7	21.324	1:05.493	27	17.964	1:04.973	7	25.492	1:04.793	7	28.620	1:05.886
23	19.352	1:05.148	23	21.594	1:05.465	7	23.420	1:05.129	23	26.381	1:04.894	23	28.914	1:05.291
55	22.366	1:05.545	55	24.683	1:05.540	23	24.208	1:05.647	55	30.055	1:05.416	55	33.502	1:06.205
66	29.851	1:06.350	66	33.387	1:06.759	55	27.360	1:05.710	66	42.130	1:06.998	66	46.599	1:07.227
15	43.637	1:16.663				66	37.853	1:07.499						

BARC Clubmans Cup LAP CHART

(contd.)

Lap 11			Lap 12			Lap 13			Lap 14			Lap 15		
No	Behind	Laptime	No	Behind	Laptime	No	Behind	Laptime	No	Behind	Laptime	No	Behind	Laptime
3		1:02.731	3		1:03.159	3		1:03.036	3		1:02.905			
6	0.540	1:02.864	6	0.406	1:03.025	6	0.523	1:03.153	6	0.509	1:02.891			
2	6.554	1:03.552	2	6.888	1:03.493	2	7.108	1:03.256	2	7.653	1:03.450			
4	13.028	1:03.877	4	13.794	1:03.925	4	14.659	1:03.901	4	15.556	1:03.802			
5	15.585	1:04.394	13	16.776	1:03.940	13	17.203	1:03.463	13	17.651	1:03.353			
13	15.995	1:04.349	5	17.378	1:04.952	5	18.400	1:04.058	5	19.949	1:04.454			
35	16.852	1:04.757	35	18.049	1:04.356	35	19.406	1:04.393	35	20.858	1:04.357			
9	19.029	1:06.216	9	21.307	1:05.437	9	23.876	1:05.605	9	26.696	1:05.725			
10	19.821	1:04.884	10	21.692	1:05.030	1	24.708	1:05.610	1	27.353	1:05.550			
1	20.140	1:04.301	1	22.134	1:05.153	26	25.190	1:05.072	26	27.652	1:05.367			
26	20.657	1:04.020	26	23.154	1:05.656	10	25.359	1:06.703	14	28.224	1:04.593			
14	22.614	1:04.473	14	25.242	1:05.787	14	26.536	1:04.330	10	32.959	1:10.505			
27	30.202	1:04.687	27	31.340	1:04.297	27	32.866	1:04.562	27	34.230	1:04.269			
23	30.861	1:04.678	23	32.567	1:04.865	23	34.614	1:05.083	23	36.722	1:05.013			
7	31.166	1:05.277	7	32.738	1:04.731	7	34.780	1:05.078	55	46.258	1:06.415			
55	36.412	1:05.641	55	39.211	1:05.958	55	42.748	1:06.573	7	50.111	1:18.236			
66	51.618	1:07.750	66	55.291	1:06.832	66	58.793	1:06.538	66	1:03.567	1:07.679			

Caterham Graduate Championship - Super Graduate QUALIFYING - Race 8

POS	NO	CL	NAME	NAT	ENTRY	TIME	LAPS	GAP	MPH
1	137		Carl BENNETT		Caterham	1:08.085	14		86.66
2	199		Andrew VICKERS		Caterham	1:08.264	13	0.179	86.43
3	188		Chris ROME		Caterham	1:08.388	14	0.303	86.27
4	168		Trevor NEWMAN		Caterham Roadsport	1:08.477	14	0.392	86.16
5	105		Andy MOLSOM		Caterham	1:08.482	14	0.397	86.16
6	106		Charles ELLIOTT		Caterham	1:08.661	14	0.576	85.93
7	175		David SHAW		Caterham	1:08.674	14	0.589	85.91
8	196		Jamie BASHALL		Caterham	1:08.701	14	0.616	85.88
9	139		Simon FLETCHER		Caterham	1:08.753	13	0.668	85.82
10	129		John PARKER		Caterham	1:08.966	14	0.881	85.55
11	118		Michael ROWLAND		Caterham	1:08.999	14	0.914	85.51
12	166		Charlie HUNT		Caterham	1:09.016	14	0.931	85.49
13	110		Keith CHANTER		Caterham	1:09.016	14	0.931	85.49
14	112		Mark GREGORY		Caterham	1:09.020	14	0.935	85.48
15	190		Mark ROBERTS		Caterham	1:09.207	14	1.122	85.25
16	191		Joe CAMPBELL		Caterham	1:09.222	14	1.137	85.23
17	150		Glyn DAVIES		Caterham Academy	1:09.225	14	1.140	85.23
18	114		Mike SOLAN		Caterham	1:09.242	14	1.157	85.21
19	109		Andrew ENNIS		Caterham	1:09.290	14	1.205	85.15
20	107		Toby BRIANT		Caterham	1:09.320	14	1.235	85.11
21	120		Roger FORD		Caterham	1:09.359	13	1.274	85.07
22	119		Nick WARNES		Caterham	1:09.362	13	1.277	85.06
23	131		Paul-anthony VIOLLET		Caterham	1:09.451	14	1.366	84.95
24	157		Ben ROCKEY		Caterham	1:09.520	9	1.435	84.87
25	177		Martin BOAKES		Caterham	1:09.631	14	1.546	84.73
26	113		Damon ROSAMOND		Caterham	1:09.652	14	1.567	84.71
27	116		Martin GOSS		Caterham	1:09.653	14	1.568	84.71
28	181		David BERRY		Caterham	1:09.767	13	1.682	84.57
29	125		Matt WALTHAM		Caterham	1:09.795	14	1.710	84.53
30	183		James SYKES		Caterham	1:09.845	13	1.760	84.47
31	171		Robert WINROW		Caterham	1:09.851	14	1.766	84.47
32	173		Oliver BENJAMIN		Caterham Seven	1:10.134	14	2.049	84.13
33	117		Andrew HAWKEN		Caterham 7	1:10.831	13	2.746	83.30
34	108		David JONES		Caterham	1:10.978	14	2.893	83.13
35	141		Edward BENSON		Caterham	1:11.779	7	3.694	82.20
36	124		Rick SCANNELL		Caterham 7	1:12.249	13	4.164	81.66
37	123		Ian NORTHEN		Caterham	1:12.313	13	4.228	81.59
38	169		Trevor CLARKE		Caterham	1:12.730	13	4.645	81.12
39	180		Stuart HENNIKER-SMIT		Caterham	1:14.418	13	6.333	79.28

Weather/Track - Cloudy/Dry

These results are provisional until the conclusion of any judicial and technical matters.

Silverstone

Circuit Length = 1.6390 miles.

Start: 11:45 End: 12:00

Clerk of Course:	Stewards:	Timekeeper:
------------------	-----------	-------------

Caterham Graduate Championship - Super Graduate LAP ANALYSIS

105	Andy MOLSON	Caterham
1 -	7:15.018	6 - 1:09.571
2 -	1:14.205	7 - 1:09.377
3 -	1:11.791	8 - 1:14.214
4 -	1:10.325	9 - 1:09.649
5 -	1:09.737	10 - 1:09.627
11 -	1:08.973	
12 -	1:09.675	
13 -	1:08.857	
14 -	1:08.482	
106	Charles ELLIOTT	Caterham
1 -	7:21.534	6 - 1:09.756
2 -	1:15.675	7 - 1:11.876
3 -	1:09.703	8 - 1:09.924
4 -	1:08.994	9 - 1:09.711
5 -	1:09.928	10 - 1:09.656
11 -	1:09.944	
12 -	1:09.064	
13 -	1:09.107	
14 -	1:08.661	
107	Toby BRIANT	Caterham
1 -	7:15.748	6 - 1:09.320
2 -	1:14.113	7 - 1:12.473
3 -	1:10.200	8 - 1:09.479
4 -	1:10.543	9 - 1:10.341
5 -	1:10.083	10 - 1:10.227
11 -	1:10.132	
12 -	1:09.484	
13 -	1:09.590	
14 -	1:09.669	
108	David JONES	Caterham
1 -	7:13.421	6 - 1:11.730
2 -	1:15.695	7 - 1:11.211
3 -	1:12.848	8 - 1:11.032
4 -	1:11.545	9 - 1:11.750
5 -	1:12.489	10 - 1:11.563
11 -	1:11.686	
12 -	1:10.978	
13 -	1:11.608	
14 -	1:12.924	
109	Andrew ENNIS	Caterham
1 -	7:13.235	6 - 1:10.576
2 -	1:12.803	7 - 1:09.569
3 -	1:10.912	8 - 1:10.475
4 -	1:11.107	9 - 1:10.030
5 -	1:11.264	10 - 1:09.290
11 -	1:10.006	
12 -	1:10.395	
13 -	1:09.746	
14 -	1:09.900	
110	Keith CHANTER	Caterham
1 -	7:12.151	6 - 1:10.829
2 -	1:13.403	7 - 1:09.327
3 -	1:11.610	8 - 1:10.416
4 -	1:11.138	9 - 1:10.173
5 -	1:11.161	10 - 1:09.036
11 -	1:11.634	
12 -	1:09.016	
13 -	1:09.575	
14 -	1:09.233	
112	Mark GREGORY	Caterham
1 -	7:14.655	6 - 1:10.031
2 -	1:17.323	7 - 1:11.416
3 -	1:12.149	8 - 1:10.061
4 -	1:10.539	9 - 1:10.555
5 -	1:10.613	10 - 1:10.456
11 -	1:09.216	
12 -	1:09.020	
13 -	1:09.180	
14 -	1:09.117	

**Caterham Graduate Championship - Super Graduate
LAP ANALYSIS
(contd.)**

113	Damon ROSAMOND	Caterham
1 -	7:31.733	6 - 1:09.886
2 -	1:15.525	7 - 1:09.890
3 -	1:13.636	8 - 1:09.652
4 -	1:13.452	9 - 1:09.981
5 -	1:11.747	10 - 1:10.981
11 -	1:10.647	12 - 1:10.759
13 -	1:11.524	14 - 1:10.626
114	Mike SOLAN	Caterham
1 -	7:13.825	6 - 1:10.109
2 -	1:14.073	7 - 1:09.893
3 -	1:10.153	8 - 1:10.448
4 -	1:10.671	9 - 1:09.859
5 -	1:10.359	10 - 1:10.014
11 -	1:09.837	12 - 1:09.738
13 -	1:09.837	14 - 1:09.242
116	Martin GOSS	Caterham
1 -	7:22.462	6 - 1:11.585
2 -	1:16.982	7 - 1:10.064
3 -	1:11.696	8 - 1:10.495
4 -	1:10.908	9 - 1:10.329
5 -	1:09.698	10 - 1:09.710
11 -	1:10.193	12 - 1:09.653
13 -	1:09.776	14 - 1:10.480
117	Andrew HAWKEN	Caterham 7
1 -	7:30.278	6 - 1:11.323
2 -	1:15.965	7 - 1:12.122
3 -	1:20.256	8 - 1:11.654
4 -	1:12.071	9 - 1:11.306
5 -	1:11.623	10 - 1:11.442
11 -	1:11.809	12 - 1:10.831
13 -	1:11.976	
118	Michael ROWLAND	Caterham
1 -	7:21.102	6 - 1:11.265
2 -	1:17.410	7 - 1:10.004
3 -	1:11.843	8 - 1:08.999
4 -	1:10.153	9 - 1:09.740
5 -	1:09.734	10 - 1:09.906
11 -	1:09.776	12 - 1:12.607
13 -	1:09.978	14 - 1:09.990
119	Nick WARNES	Caterham
1 -	7:22.600	6 - 1:11.011
2 -	2:27.826	7 - 1:09.362
3 -	1:10.453	8 - 1:09.738
4 -	1:09.679	9 - 1:10.335
5 -	1:10.313	10 - 1:10.085
11 -	1:10.266	12 - 1:11.481
13 -	1:10.140	
120	Roger FORD	Caterham
1 -	7:17.238	6 - 1:11.874
2 -	1:20.121	7 - 1:31.603P
3 -	1:11.838	8 - 2:00.424
4 -	1:10.569	9 - 1:09.653
5 -	1:10.257	10 - 1:09.420
11 -	1:09.720	12 - 1:09.359
13 -	1:10.057	

**Caterham Graduate Championship - Super Graduate
LAP ANALYSIS
(contd.)**

123	Ian NORTHEN	Caterham
1 - 7:28.319	6 - 1:12.313	11 - 1:12.636
2 - 1:17.100	7 - 1:13.020	12 - 1:12.585
3 - 1:16.770	8 - 1:13.979	13 - 1:12.500
4 - 1:14.862	9 - 1:12.566	
5 - 1:12.714	10 - 1:13.245	
124	Rick SCANNELL	Caterham 7
1 - 7:37.293	6 - 1:12.404	11 - 1:13.129
2 - 1:17.494	7 - 1:12.781	12 - 1:12.969
3 - 1:15.343	8 - 1:12.841	13 - 1:13.087
4 - 1:13.664	9 - 1:13.005	
5 - 1:12.249	10 - 1:13.005	
125	Matt WALTHAM	Caterham
1 - 7:20.976	6 - 1:11.701	11 - 1:11.215
2 - 1:17.302	7 - 1:14.093	12 - 1:09.795
3 - 1:13.782	8 - 1:11.791	13 - 1:10.325
4 - 1:10.898	9 - 1:10.412	14 - 1:10.410
5 - 1:13.374	10 - 1:10.893	
129	John PARKER	Caterham
1 - 7:30.729	6 - 1:09.937	11 - 1:08.966
2 - 1:14.077	7 - 1:10.742	12 - 1:09.068
3 - 1:12.611	8 - 1:10.612	13 - 1:09.435
4 - 1:10.939	9 - 1:09.948	14 - 1:09.552
5 - 1:09.992	10 - 1:10.694	
130	TBD	
1 - 7:15.505		
131	Paul-anthony VIOLLET	Caterham
1 - 7:25.091	6 - 1:10.015	11 - 1:09.451
2 - 1:19.079	7 - 1:10.619	12 - 1:10.445
3 - 1:13.838	8 - 1:10.660	13 - 1:11.022
4 - 1:11.605	9 - 1:10.076	14 - 1:10.153
5 - 1:10.623	10 - 1:09.955	
137	Carl BENNETT	Caterham
1 - 7:15.166	6 - 1:09.623	11 - 1:09.653
2 - 1:13.696	7 - 1:09.843	12 - 1:09.004
3 - 1:10.849	8 - 1:10.040	13 - 1:08.085
4 - 1:10.987	9 - 1:09.853	14 - 1:11.022
5 - 1:10.908	10 - 1:13.799	

**Caterham Graduate Championship - Super Graduate
LAP ANALYSIS
(contd.)**

139	Simon FLETCHER	Caterham
1 - 8:30.201	6 - 1:08.761	11 - 1:10.168
2 - 1:10.128	7 - 1:10.401	12 - 1:09.984
3 - 1:10.561	8 - 1:10.504	13 - 1:08.753
4 - 1:09.905	9 - 1:09.403	
5 - 1:10.220	10 - 1:09.512	
141	Edward BENSON	Caterham
1 - 7:21.660	6 - 1:12.995	
2 - 1:18.036	7 - 1:11.779	
3 - 1:13.693		
4 - 1:13.000		
5 - 1:13.091		
150	Glyn DAVIES	Caterham Academy
1 - 7:30.561	6 - 1:10.505	11 - 1:09.627
2 - 1:17.267	7 - 1:10.519	12 - 1:09.225
3 - 1:13.879	8 - 1:09.848	13 - 1:10.662
4 - 1:12.582	9 - 1:09.584	14 - 1:18.310
5 - 1:11.315	10 - 1:10.226	
157	Ben ROCKEY	Caterham
1 - 7:36.917	6 - 1:29.513P	
2 - 1:14.745	7 - 6:14.130	
3 - 1:12.095	8 - 1:09.520	
4 - 1:11.780	9 - 1:09.748	
5 - 1:11.507		
166	Charlie HUNT	Caterham
1 - 7:14.767	6 - 1:09.944	11 - 1:09.016
2 - 1:13.064	7 - 1:09.335	12 - 1:09.264
3 - 1:09.914	8 - 1:10.411	13 - 1:09.469
4 - 1:10.146	9 - 1:09.742	14 - 1:13.433
5 - 1:11.868	10 - 1:11.631	
168	Trevor NEWMAN	Caterham Roadsport
1 - 7:16.704	6 - 1:09.847	11 - 1:08.879
2 - 1:19.131	7 - 1:14.830	12 - 1:08.477
3 - 1:10.393	8 - 1:09.360	13 - 1:09.258
4 - 1:09.486	9 - 1:08.702	14 - 1:08.855
5 - 1:10.305	10 - 1:08.574	
169	Trevor CLARKE	Caterham
1 - 7:20.806	6 - 1:13.998	11 - 1:14.094
2 - 1:22.339	7 - 1:13.513	12 - 1:12.730
3 - 1:17.539	8 - 1:13.608	13 - 1:12.906
4 - 1:17.338	9 - 1:13.009	
5 - 1:14.649	10 - 1:13.099	

**Caterham Graduate Championship - Super Graduate
LAP ANALYSIS
(contd.)**

171	Robert WINROW	Caterham			
1 -	7:26.420	6 -	1:10.708	11 -	1:10.339
2 -	1:18.086	7 -	1:10.409	12 -	1:10.783
3 -	1:16.369	8 -	1:10.468	13 -	1:10.254
4 -	1:12.928	9 -	1:10.570	14 -	1:09.851
5 -	1:10.632	10 -	1:10.439		
173	Oliver BENJAMIN	Caterham Seven			
1 -	7:24.321	6 -	1:10.473	11 -	1:12.186
2 -	1:19.817	7 -	1:10.453	12 -	1:10.653
3 -	1:14.542	8 -	1:10.134	13 -	1:10.148
4 -	1:11.513	9 -	1:10.530	14 -	1:10.182
5 -	1:10.855	10 -	1:11.852		
175	David SHAW	Caterham			
1 -	7:18.245	6 -	1:08.992	11 -	1:08.719
2 -	1:19.004	7 -	1:10.626	12 -	1:08.674
3 -	1:10.816	8 -	1:11.801	13 -	1:29.862
4 -	1:09.854	9 -	1:09.289	14 -	1:09.421
5 -	1:09.491	10 -	1:08.888		
177	Martin BOAKES	Caterham			
1 -	7:26.920	6 -	1:09.974	11 -	1:10.331
2 -	1:16.017	7 -	1:10.643	12 -	1:10.059
3 -	1:13.287	8 -	1:10.732	13 -	1:10.753
4 -	1:12.868	9 -	1:10.150	14 -	1:10.992
5 -	1:10.534	10 -	1:09.631		
180	Stuart HENNIKER-SMIT	Caterham			
1 -	7:22.195	6 -	1:14.535	11 -	1:15.092
2 -	1:21.498	7 -	1:14.418	12 -	1:17.208
3 -	1:17.880	8 -	1:16.240	13 -	1:14.432
4 -	1:17.064	9 -	1:15.286		
5 -	1:14.983	10 -	1:14.848		
181	David BERRY	Caterham			
1 -	7:37.456	6 -	1:12.810	11 -	1:10.329
2 -	1:17.770	7 -	1:10.469	12 -	1:10.016
3 -	1:13.835	8 -	1:12.024	13 -	1:09.767
4 -	1:12.016	9 -	1:11.817		
5 -	1:11.788	10 -	1:11.879		
183	James SYKES	Caterham			
1 -	7:23.179	6 -	1:10.403	11 -	1:10.461
2 -	1:17.135	7 -	1:09.987	12 -	1:09.845
3 -	1:33.114	8 -	1:15.505	13 -	1:10.160
4 -	1:11.238	9 -	1:09.969		
5 -	1:10.182	10 -	1:10.277		

**Caterham Graduate Championship - Super Graduate
LAP ANALYSIS
(contd.)**

188	Chris ROME	Caterham			
1 -	7:22.300	6 -	1:09.333	11 -	1:09.517
2 -	1:15.778	7 -	1:13.603	12 -	1:08.388
3 -	1:11.146	8 -	1:15.013	13 -	1:14.515
4 -	1:09.889	9 -	1:10.011	14 -	1:13.131
5 -	1:08.936	10 -	1:09.474		
190	Mark ROBERTS	Caterham			
1 -	7:14.380	6 -	1:10.606	11 -	1:09.207
2 -	1:15.700	7 -	1:11.524	12 -	1:09.292
3 -	1:13.599	8 -	1:10.366	13 -	1:09.696
4 -	1:10.655	9 -	1:11.288	14 -	1:09.579
5 -	1:10.463	10 -	1:09.766		
191	Joe CAMPBELL	Caterham			
1 -	7:25.662	6 -	1:10.442	11 -	1:09.808
2 -	1:18.321	7 -	1:10.426	12 -	1:09.759
3 -	1:12.845	8 -	1:10.587	13 -	1:10.611
4 -	1:11.038	9 -	1:10.946	14 -	1:09.222
5 -	1:11.437	10 -	1:13.617		
196	Jamie BASHALL	Caterham			
1 -	7:32.793	6 -	1:09.043	11 -	1:09.586
2 -	1:20.744	7 -	1:09.822	12 -	1:08.869
3 -	1:10.964	8 -	1:08.869	13 -	1:08.836
4 -	1:10.375	9 -	1:09.341	14 -	1:13.730
5 -	1:10.220	10 -	1:08.701		
199	Andrew VICKERS	Caterham			
1 -	7:31.002	6 -	1:09.367	11 -	1:08.654
2 -	2:30.066	7 -	1:08.264	12 -	1:08.946
3 -	1:12.223	8 -	1:08.870	13 -	1:08.757
4 -	1:10.479	9 -	1:09.060		
5 -	1:10.204	10 -	1:09.087		

Caterham Graduate Championship - Super Graduate

GRID - Race 8 - Amended

ROW 19	1:12.730	169	CLARKE	1:14.418	180	HENNIKER-SMIT
ROW 18	1:12.249	124	SCANNELL	1:12.313	123	NORTHEN
ROW 17	1:10.978	108	JONES	1:11.779	141	BENSON
ROW 16	1:10.134	173	BENJAMIN	1:10.831	117	HAWKEN
ROW 15	1:09.845	183	SYKES	1:09.851	171	WINROW
ROW 14	1:09.767	181	BERRY	1:09.795	125	WALTHAM
ROW 13	1:09.652	113	ROSAMOND	1:09.653	116	GOSS
ROW 12	1:09.520	157	ROCKEY	1:09.631	177	BOAKES
ROW 11	1:09.359	120	FORD	1:09.451	131	VIOLLET
ROW 10	1:09.290	109	ENNIS	1:09.320	107	BRIANT
ROW 9	1:09.225	150	DAVIES	1:09.242	114	SOLAN
ROW 8	1:09.207	190	ROBERTS	1:09.222	191	CAMPBELL
ROW 7	1:09.016	110	CHANTER	1:09.020	112	GREGORY
ROW 6	1:08.999	118	ROWLAND	1:09.016	166	HUNT
ROW 5	1:08.753	139	FLETCHER	1:08.966	129	PARKER
ROW 4	1:08.674	175	SHAW	1:08.701	196	BASHALL
ROW 3	1:08.482	105	MOLSOM	1:08.661	106	ELLIOTT
ROW 2	1:08.388	188	ROME	1:08.477	168	NEWMAN
ROW 1	1:08.085	137	BENNETT	1:08.264	199	VICKERS

POLE

Car 119 Excluded - O.2.1.3.d - May Start From From Back Of Grid

Weather/Track - Cloudy/Dry

These results are provisional until the conclusion of any judicial and technical matters.

Silverstone

Circuit Length = 1.6390 miles.

Start: 11:45 End: 12:00

Clerk of Course:	Stewards:	Timekeeper:
------------------	-----------	-------------

Caterham Graduate Championship - Super Graduate

RACE RESULT - Race 8

POS	NO	CL	NAME	NAT	ENTRY	TIME	LAPS	GAP	MPH	BEST
1	199		Andrew VICKERS		Caterham	20:04.804	17		83.40	1:08.821
2	166		Charlie HUNT		Caterham	20:05.302	17	0.498	83.36	1:09.202
3	137		Carl BENNETT		Caterham	20:05.638	17	0.834	83.34	1:09.303
4	129		John PARKER		Caterham	20:05.754	17	0.950	83.33	1:08.876
5	105		Andy MOLSON		Caterham	20:06.017	17	1.213	83.31	1:08.643
6	110		Keith CHANTER		Caterham	20:06.164	17	1.360	83.30	1:09.442
7	139		Simon FLETCHER		Caterham	20:06.431	17	1.627	83.29	1:09.229
8	107		Toby BRIANT		Caterham	20:06.527	17	1.723	83.28	1:09.002
9	183		James SYKES		Caterham	20:08.460	17	3.656	83.15	1:08.992
10	175		David SHAW		Caterham	20:08.612	17	3.808	83.13	1:09.430
11	196		Jamie BASHALL		Caterham	20:08.742	17	3.938	83.13	1:09.507
12	168		Trevor NEWMAN		Caterham Roadsport	20:09.464	17	4.660	83.08	1:09.602
13	112		Mark GREGORY		Caterham	20:09.701	17	4.897	83.06	1:09.541
14	120		Roger FORD		Caterham	20:09.871	17	5.067	83.05	1:09.144
15	188		Chris ROME		Caterham	20:10.070	17	5.266	83.03	1:09.285
16	114		Mike SOLAN		Caterham	20:14.272	17	9.468	82.75	1:08.918
17	190		Mark ROBERTS		Caterham	20:18.463	17	13.659	82.46	1:09.745
18	177		Martin BOAKES		Caterham	20:22.264	17	17.460	82.21	1:09.881
19	113		Damon ROSAMOND		Caterham	20:22.574	17	17.770	82.19	1:09.487
20	181		David BERRY		Caterham	20:23.399	17	18.595	82.13	1:09.821
21	191		Joe CAMPBELL		Caterham	20:24.002	17	19.198	82.09	1:09.268
22	171		Robert WINROW		Caterham	20:24.355	17	19.551	82.07	1:10.294
23	118		Michael ROWLAND		Caterham	20:24.619	17	19.815	82.05	1:09.877
24	150		Glyn DAVIES		Caterham Academy	20:25.042	17	20.238	82.02	1:10.028
25	157		Ben ROCKEY		Caterham	20:25.471	17	20.667	81.99	1:09.458
26	131		Paul-anthony VIOLLET		Caterham	20:31.923	17	27.119	81.56	1:09.627
27	173		Oliver BENJAMIN		Caterham Seven	20:32.642	17	27.838	81.51	1:09.899
28	119		Nick WARNES		Caterham	20:33.082	17	28.278	81.48	1:09.962
29	116		Martin GOSS		Caterham	20:33.378	17	28.574	81.47	1:09.803
30	141		Edward BENSON		Caterham	20:36.705	17	31.901	81.25	1:10.421
31	125		Matt WALTHAM		Caterham	20:36.826	17	32.022	81.24	1:10.151
32	117		Andrew HAWKEN		Caterham 7	20:37.120	17	32.316	81.22	1:09.922
33	108		David JONES		Caterham	20:43.828	17	39.024	80.78	1:10.713
34	123		Ian NORTHEN		Caterham	20:46.866	17	42.062	80.58	1:11.403
35	124		Rick SCANNELL		Caterham 7	20:47.120	17	42.316	80.57	1:11.239
36	169		Trevor CLARKE		Caterham	21:08.101	17	1:03.297	79.23	1:11.457
37	180		Stuart HENNIKER-SMIT		Caterham	20:37.478	16	1 LAP	76.43	1:12.987

NOT CLASSIFIED

109	Andrew ENNIS	Caterham	12:59.608	10	D.N.F.	75.91	1:10.191
106	Charles ELLIOTT	Caterham	8:25.624	7	D.N.F.	82.03	1:09.481

FASTEST LAP

105	Andy MOLSON	Caterham	1:08.643	16	85.95mph	138.33kph
-----	-------------	----------	----------	----	----------	-----------

Weather/Track - Bright/Dry

These results are provisional until the conclusion of any judicial and technical matters.

Silverstone

Circuit Length = 1.6390 miles.

Start: 16:39 End: 16:59

Clerk of Course:	Stewards:	Timekeeper:

Caterham Graduate Championship - Super Graduate LAP CHART

Lap 1			Lap 2			Lap 3			Lap 4			Lap 5		
No	Behind	Laptime	No	Behind	Laptime	No	Behind	Laptime	No	Behind	Laptime	No	Behind	Laptime
137		1:20.421	166		1:10.612	137		1:11.049	199		1:09.753	199		1:10.467
168	0.115	1:20.536	137	0.171	1:11.812	168	0.164	1:11.005	137	0.057	1:10.425	168	0.104	1:09.931
105	0.223	1:20.644	105	0.355	1:11.773	196	0.505	1:11.158	114	0.405	1:09.731	114	0.394	1:10.456
196	0.691	1:21.112	168	0.379	1:11.905	139	0.602	1:10.976	168	0.640	1:10.844	137	0.765	1:11.175
199	0.879	1:21.300	196	0.567	1:11.517	199	0.615	1:11.184	106	0.804	1:10.263	106	0.965	1:10.628
166	1.029	1:21.450	199	0.651	1:11.413	106	0.909	1:11.197	196	1.578	1:11.441	175	1.180	1:09.955
106	1.029	1:21.450	139	0.846	1:10.750	105	1.043	1:11.908	175	1.692	1:10.694	196	1.226	1:10.115
175	1.273	1:21.694	106	0.932	1:11.544	114	1.042	1:11.104	105	1.827	1:11.152	105	1.429	1:10.069
139	1.737	1:22.158	114	1.158	1:10.687	175	1.366	1:11.411	109	2.056	1:10.643	110	1.602	1:09.933
188	1.762	1:22.183	175	1.175	1:11.543	110	1.474	1:10.977	110	2.136	1:11.030	109	1.882	1:10.293
129	2.099	1:22.520	109	1.604	1:10.901	166	1.533	1:12.753	139	2.244	1:12.010	166	2.004	1:09.923
114	2.112	1:22.533	110	1.717	1:10.397	109	1.781	1:11.397	166	2.548	1:11.383	139	2.369	1:10.592
109	2.344	1:22.765	129	1.893	1:11.435	129	2.006	1:11.333	112	2.940	1:10.960	107	2.890	1:10.217
118	2.646	1:23.067	118	2.742	1:11.737	112	2.348	1:10.742	107	3.140	1:10.763	112	3.384	1:10.911
112	2.836	1:23.257	112	2.826	1:11.631	107	2.745	1:11.043	129	3.823	1:12.185	177	3.523	1:10.061
110	2.961	1:23.382	107	2.922	1:11.111	118	3.207	1:11.685	177	3.929	1:10.613	129	3.672	1:10.316
107	3.452	1:23.873	188	3.903	1:13.782	190	3.297	1:10.588	190	4.864	1:11.935	188	4.419	1:09.832
131	3.865	1:24.286	190	1 LAP	2:35.991	188	3.603	1:10.920	188	5.054	1:11.819	190	4.854	1:10.457
120	4.201	1:24.622	177	1 LAP	2:36.125	177	3.684	1:10.841	120	5.782	1:11.854	183	4.952	1:09.631
157	4.793	1:25.214	120	4.310	1:11.750	120	4.296	1:11.206	183	5.788	1:11.554	120	5.547	1:10.232
150	5.981	1:26.402	131	4.635	1:12.411	183	4.602	1:10.713	131	5.936	1:11.118	131	6.220	1:10.751
183	6.412	1:26.833	157	5.002	1:11.850	131	5.186	1:11.771	157	6.037	1:10.514	191	6.715	1:10.510
171	6.863	1:27.284	183	5.109	1:10.338	157	5.891	1:12.109	191	6.672	1:10.039	157	6.982	1:11.412
191	7.447	1:27.868	171	6.796	1:11.574	171	6.507	1:10.931	171	7.161	1:11.022	171	7.522	1:10.828
113	7.996	1:28.417	150	7.182	1:12.842	191	7.001	1:10.947	113	7.433	1:10.134	113	7.972	1:11.006
141	8.543	1:28.964	191	7.274	1:11.468	113	7.667	1:11.117	181	8.736	1:10.755	181	9.225	1:10.956
181	8.635	1:29.056	113	7.770	1:11.415	150	8.057	1:12.095	150	9.124	1:11.435	150	9.539	1:10.882
123	9.269	1:29.690	181	7.878	1:10.884	181	8.349	1:11.691	141	10.297	1:11.376	141	11.332	1:11.502
125	10.002	1:30.423	141	8.668	1:11.766	141	9.289	1:11.841	118	11.376	1:18.537	118	11.433	1:10.524
169	10.489	1:30.910	123	9.792	1:12.164	123	10.156	1:11.584	123	11.475	1:11.687	123	13.481	1:12.473
124	11.120	1:31.541	125	10.213	1:11.852	125	11.025	1:12.032	125	11.940	1:11.283	173	13.637	1:10.545
173	11.610	1:32.031	169	11.449	1:12.601	169	12.531	1:12.302	173	13.559	1:11.139	125	14.318	1:12.845
108	11.968	1:32.389	173	11.903	1:11.934	173	12.788	1:12.105	169	14.013	1:11.850	117	14.475	1:10.204
180	12.883	1:33.304	108	12.861	1:12.534	108	13.965	1:12.324	117	14.738	1:10.980	169	15.003	1:11.457
117	13.407	1:33.828	124	13.281	1:13.802	117	14.126	1:11.818	108	14.846	1:11.249	108	15.246	1:10.867
116	13.933	1:34.354	117	13.528	1:11.762	116	14.348	1:11.782	116	15.139	1:11.159	116	16.169	1:11.497
119	14.902	1:35.323	116	13.786	1:11.494	124	14.528	1:12.467	124	16.420	1:12.260	119	17.723	1:11.457
			119	14.984	1:11.723	119	15.068	1:11.304	119	16.733	1:12.033	124	18.179	1:12.226
			180	15.023	1:13.781	180	17.793	1:13.990	180	30.243	1:22.818	180	36.799	1:17.023

Caterham Graduate Championship - Super Graduate LAP CHART

(contd.)

Lap 6			Lap 7			Lap 8			Lap 9			Lap 10		
No	Behind	Laptime	No	Behind	Laptime	No	Behind	Laptime	No	Behind	Laptime	No	Behind	Laptime
114		1:09.979	114		1:10.620	137		1:10.315	137		1:10.943	166		1:09.387
106	0.073	1:09.481	168	0.021	1:10.052	168	0.445	1:11.114	168	0.784	1:11.282	137	0.271	1:10.526
168	0.589	1:10.858	137	0.375	1:10.174	196	0.847	1:10.325	166	0.868	1:09.665	168	0.583	1:10.054
199	0.736	1:11.109	106	0.514	1:11.061	175	1.006	1:11.061	110	0.989	1:10.833	175	0.677	1:09.553
137	0.821	1:10.429	199	0.636	1:10.520	110	1.099	1:11.012	199	1.208	1:10.979	110	0.779	1:10.045
105	1.166	1:10.110	175	0.635	1:09.981	199	1.172	1:11.226	196	1.247	1:11.343	199	0.908	1:09.955
175	1.274	1:10.467	110	0.777	1:10.053	166	2.146	1:11.780	175	1.379	1:11.316	196	1.358	1:10.366
110	1.344	1:10.115	105	0.870	1:10.324	139	2.273	1:11.032	139	1.567	1:10.237	139	1.447	1:10.135
196	1.584	1:10.731	166	1.056	1:09.850	183	2.997	1:10.746	112	2.678	1:10.136	107	2.304	1:09.806
109	1.700	1:10.191	196	1.212	1:10.248	112	3.485	1:11.552	107	2.753	1:09.881	112	2.611	1:10.188
166	1.826	1:10.195	109	1.510	1:10.430	107	3.815	1:12.911	129	3.594	1:09.447	129	2.695	1:09.356
139	2.058	1:10.062	107	1.594	1:09.773	105	4.142	1:13.962	105	3.846	1:10.647	105	2.962	1:09.371
107	2.441	1:09.924	139	1.931	1:10.493	188	4.946	1:12.185	188	4.532	1:10.529	188	3.562	1:09.285
129	2.688	1:09.389	129	2.117	1:10.049	129	5.090	1:13.663	183	4.569	1:12.515	183	4.383	1:10.069
177	3.071	1:09.921	177	2.332	1:09.881	190	5.611	1:12.370	190	5.711	1:11.043	120	5.001	1:09.415
112	3.315	1:10.304	112	2.623	1:09.928	191	5.758	1:11.529	120	5.841	1:10.235	190	5.856	1:10.400
183	3.571	1:08.992	183	2.941	1:09.990	120	6.549	1:13.441	177	6.981	1:11.003	177	8.708	1:11.982
188	4.138	1:10.092	188	3.451	1:09.933	109	6.772	1:15.952	157	7.363	1:10.769	157	8.799	1:11.691
190	4.806	1:10.325	120	3.798	1:09.229	177	6.921	1:15.279	191	9.124	1:14.309	191	10.649	1:11.780
120	5.189	1:10.015	190	3.931	1:09.745	131	7.119	1:13.047	113	9.297	1:12.407	114	10.654	1:10.976
131	5.755	1:09.908	131	4.762	1:09.627	157	7.537	1:12.642	181	9.398	1:11.714	181	11.067	1:11.924
191	6.271	1:09.929	191	4.919	1:09.268	113	7.833	1:11.120	114	9.933	1:10.188	113	11.338	1:12.296
157	6.747	1:10.138	157	5.585	1:09.458	181	8.627	1:11.402	171	10.237	1:11.861	171	11.697	1:11.715
113	7.348	1:09.749	113	7.403	1:10.675	171	9.319	1:12.311	150	12.765	1:13.320	150	13.790	1:11.280
171	7.497	1:10.348	171	7.698	1:10.821	150	10.388	1:11.722	118	12.893	1:12.206	118	15.010	1:12.372
181	8.673	1:09.821	181	7.915	1:09.862	114	10.688	1:21.378	109	14.207	1:18.378	131	17.334	1:11.400
150	9.194	1:10.028	150	9.356	1:10.782	118	11.630	1:10.707	141	16.113	1:12.307	141	18.775	1:12.917
118	11.804	1:10.744	118	11.613	1:10.429	141	14.749	1:12.243	131	16.189	1:20.013	119	22.058	1:11.573
141	12.392	1:11.433	141	13.196	1:11.424	119	20.277	1:12.981	119	20.740	1:11.406	173	22.797	1:11.536
173	15.612	1:12.348	173	16.149	1:11.157	173	20.333	1:14.874	173	21.516	1:12.126	116	23.628	1:12.020
117	15.777	1:11.675	117	16.395	1:11.238	116	20.911	1:14.052	116	21.863	1:11.895	117	23.717	1:11.516
125	16.564	1:12.619	125	16.870	1:10.926	117	21.170	1:15.465	117	22.456	1:12.229	125	23.859	1:11.208
123	16.945	1:13.837	116	17.549	1:11.028	125	21.638	1:15.458	125	22.906	1:12.211	108	26.204	1:11.962
108	17.007	1:12.134	108	17.911	1:11.524	108	21.926	1:14.705	108	24.497	1:13.514	124	27.157	1:12.073
116	17.141	1:11.345	119	17.986	1:10.768	123	22.622	1:14.710	123	25.082	1:13.403	123	27.499	1:12.672
119	17.838	1:10.488	123	18.602	1:12.277	124	22.902	1:13.468	124	25.339	1:13.380	169	41.426	1:13.991
124	19.505	1:11.699	124	20.124	1:11.239	169	34.350	1:14.753	169	37.690	1:14.283	109	1:02.610	1:58.658P
169	27.758	1:23.128	169	30.287	1:13.149	180	59.417	1:23.522	180	1:07.017	1:18.543			
180	42.009	1:15.583	180	46.585	1:15.196									

Caterham Graduate Championship - Super Graduate LAP CHART

(contd.)

Lap 11			Lap 12			Lap 13			Lap 14			Lap 15		
No	Behind	Laptime	No	Behind	Laptime	No	Behind	Laptime	No	Behind	Laptime	No	Behind	Laptime
137		1:09.343	166		1:09.292	166		1:10.225	137		1:10.004	199		1:09.373
166	0.346	1:09.960	137	0.245	1:09.883	137	0.086	1:10.066	199	0.082	1:09.052	137	0.050	1:09.505
175	0.493	1:09.430	175	0.353	1:09.498	110	0.371	1:09.622	166	0.568	1:10.658	166	0.363	1:09.250
168	1.041	1:10.072	199	0.500	1:08.821	175	0.534	1:10.406	110	0.683	1:10.402	129	0.684	1:08.876
110	1.154	1:09.989	110	0.974	1:09.458	139	1.022	1:09.658	175	0.960	1:10.516	139	0.821	1:09.229
199	1.317	1:10.023	196	1.417	1:09.507	199	1.120	1:10.845	139	1.047	1:10.115	175	1.139	1:09.634
196	1.548	1:09.804	139	1.589	1:09.312	129	1.689	1:10.158	129	1.263	1:09.664	110	1.231	1:10.003
139	1.915	1:10.082	129	1.756	1:08.966	196	1.747	1:10.555	196	1.547	1:09.890	107	1.768	1:09.002
107	2.357	1:09.667	168	1.979	1:10.576	168	2.223	1:10.469	105	1.747	1:09.533	105	2.154	1:09.862
129	2.428	1:09.347	105	1.988	1:08.666	105	2.304	1:10.541	107	2.221	1:09.793	183	2.723	1:09.441
105	2.960	1:09.612	107	2.605	1:09.886	107	2.518	1:10.138	168	2.626	1:10.493	196	2.944	1:10.852
112	3.546	1:10.549	112	3.449	1:09.541	112	2.951	1:09.727	183	2.737	1:09.656	168	3.069	1:09.898
188	3.816	1:09.868	188	4.055	1:09.877	183	3.171	1:09.296	112	2.745	1:09.884	120	3.298	1:09.847
183	4.021	1:09.252	183	4.100	1:09.717	120	3.852	1:09.299	120	2.906	1:09.144	112	3.512	1:10.222
120	5.238	1:09.851	120	4.778	1:09.178	188	4.487	1:10.657	188	4.718	1:10.321	188	4.708	1:09.445
190	6.644	1:10.402	190	7.500	1:10.494	190	8.802	1:11.527	114	8.976	1:08.918	114	9.290	1:09.769
180	1 LAP	1:20.548	114	10.764	1:09.310	114	10.148	1:09.609	190	9.743	1:11.031	190	11.289	1:11.001
157	10.656	1:11.471	191	12.133	1:09.818	177	12.871	1:10.144	113	14.445	1:10.687	177	15.647	1:10.548
114	11.092	1:10.052	157	12.243	1:11.225	191	13.126	1:11.218	177	14.554	1:11.773	181	16.254	1:10.273
177	11.259	1:12.165	181	12.705	1:09.900	113	13.848	1:10.778	181	15.436	1:11.562	113	16.452	1:11.462
191	11.953	1:10.918	177	12.952	1:11.331	157	13.887	1:11.869	157	15.646	1:11.849	157	16.789	1:10.598
181	12.443	1:10.990	113	13.295	1:10.321	181	13.964	1:11.484	171	15.860	1:11.723	171	17.005	1:10.600
113	12.612	1:10.888	171	14.001	1:10.791	171	14.227	1:10.451	191	17.343	1:14.307	191	17.942	1:10.054
171	12.848	1:10.765	180	1 LAP	1:16.400	118	17.203	1:10.532	118	17.393	1:10.280	118	18.536	1:10.598
150	15.380	1:11.204	118	16.896	1:10.747	150	17.266	1:10.451	150	17.589	1:10.413	150	18.661	1:10.527
118	15.787	1:10.391	150	17.040	1:11.298	180	1 LAP	1:13.044	180	1 LAP	1:13.357	131	23.689	1:10.674
131	18.880	1:11.160	131	20.015	1:10.773	131	20.078	1:10.288	131	22.470	1:12.482	180	1 LAP	1:13.356
141	20.676	1:11.515	141	23.207	1:12.169	119	24.775	1:10.264	119	24.972	1:10.287	173	26.475	1:10.571
173	23.517	1:10.334	119	24.736	1:10.804	141	25.001	1:12.019	173	25.359	1:10.276	119	26.480	1:10.963
119	23.570	1:11.126	173	25.033	1:11.154	173	25.173	1:10.365	116	26.003	1:10.785	116	26.921	1:10.373
116	24.074	1:10.060	116	25.730	1:11.294	116	25.308	1:09.803	117	26.575	1:10.328	117	27.042	1:09.922
117	25.374	1:11.271	117	25.863	1:10.127	117	26.337	1:10.699	141	27.127	1:12.216	125	28.077	1:10.283
125	26.276	1:12.031	125	26.796	1:10.158	125	26.722	1:10.151	125	27.249	1:10.617	141	28.563	1:10.891
108	28.830	1:12.240	108	29.905	1:10.713	108	30.643	1:10.963	108	31.375	1:10.822	108	34.122	1:12.202
124	29.722	1:12.179	123	32.350	1:12.088	123	33.528	1:11.403	123	34.877	1:11.439	123	37.281	1:11.859
123	29.900	1:12.015	124	33.228	1:13.144	124	34.657	1:11.654	124	36.259	1:11.692	124	38.603	1:11.799
169	45.490	1:13.678	169	48.712	1:12.860	169	51.162	1:12.675	169	53.587	1:12.515	169	56.458	1:12.326

Caterham Graduate Championship - Super Graduate LAP CHART

(contd.)

Lap 16			Lap 17			Lap 18			Lap 19			Lap 20		
No	Behind	Laptime	No	Behind	Laptime	No	Behind	Laptime	No	Behind	Laptime	No	Behind	Laptime
166		1:09.202	199		1:09.136									
199	0.083	1:09.648	166	0.498	1:09.717									
129	0.583	1:09.464	137	0.834	1:09.303									
137	0.750	1:10.265	129	0.950	1:09.586									
139	1.068	1:09.812	105	1.213	1:09.200									
110	1.108	1:09.442	110	1.360	1:09.471									
105	1.232	1:08.643	139	1.627	1:09.778									
107	1.434	1:09.231	107	1.723	1:09.508									
183	3.230	1:10.072	183	3.656	1:09.645									
175	3.233	1:11.659	175	3.808	1:09.794									
196	3.602	1:10.223	196	3.938	1:09.555									
112	4.011	1:10.064	168	4.660	1:09.602									
168	4.277	1:10.773	112	4.897	1:10.105									
120	4.393	1:10.660	120	5.067	1:09.893									
188	4.651	1:09.508	188	5.266	1:09.834									
114	9.174	1:09.449	114	9.468	1:09.513									
190	12.296	1:10.572	190	13.659	1:10.582									
177	16.087	1:10.005	177	17.460	1:10.592									
113	16.374	1:09.487	113	17.770	1:10.615									
181	17.620	1:10.931	181	18.595	1:10.194									
171	17.734	1:10.294	191	19.198	1:10.234									
191	18.183	1:09.806	171	19.551	1:11.036									
157	18.433	1:11.209	118	19.815	1:09.877									
118	19.157	1:10.186	150	20.238	1:10.094									
150	19.363	1:10.267	157	20.667	1:11.453									
131	25.389	1:11.265	131	27.119	1:10.949									
119	26.877	1:09.962	173	27.838	1:09.899									
173	27.158	1:10.248	119	28.278	1:10.620									
116	27.765	1:10.409	116	28.574	1:10.028									
180	1 LAP	1:14.026	141	31.901	1:11.701									
117	29.065	1:11.588	125	32.022	1:11.904									
125	29.337	1:10.825	117	32.316	1:12.470									
141	29.419	1:10.421	180	1 LAP	1:12.987									
108	36.357	1:11.800	108	39.024	1:11.886									
123	39.435	1:11.719	123	42.062	1:11.846									
124	40.291	1:11.253	124	42.316	1:11.244									
169	59.267	1:12.374	169	1:03.297	1:13.249									