



**BARC**

**Cadwell Park**

**28th May 2006**



**Results Provided by MST Sports Timing Ltd**  
***[www.msttiming.com](http://www.msttiming.com)***

## Caterham Graduate Championship - Graduate Class QUALIFYING

POS	NO	CL	DRIVER	NAT	CAR	TIME	LAPS	GAP	MPH
1	55		Andrew SMITH		Caterham	1:47.501	8		72.77
2	52		Graeme SMITH		Caterham	1:47.926	9	0.425	72.48
3	66		Andrew OUTTERSIDE		Caterham	1:47.927	9	0.426	72.48
4	53		Rob DRAPER		Caterham	1:48.579	8	1.078	72.04
5	64		Jonathan VAMPLEW		Caterham	1:49.682	9	2.181	71.32
6	60		Kim RAYMENT		Caterham	1:49.950	8	2.449	71.14
7	88		Andy COOMBS		Caterham	1:50.002	9	2.501	71.11
8	74		John PENNINGTON		Caterham	1:50.565	8	3.064	70.75
9	58		Graham SMITH		Caterham	1:50.816	8	3.315	70.59
10	57		Peter CANNARD		Caterham	1:54.254	8	6.753	68.46
11	61		Darren GRAINGER		Caterham	1:54.439	8	6.938	68.35
12	56		Sheila MARSHALL		Caterham	1:54.441	8	6.940	68.35

Weather / Track : Sunny / Dry  
 These results are provisional until the conclusion of any judicial and technical matters.

Cadwell Park  
 Circuit Length = 2.1730 miles.  
 Start: 09:03 End: 09:18

Clerk of Course	Timekeeper:
-----------------	-------------

## Caterham Graduate Championship - Graduate Class

### QUALIFYING LAP ANALYSIS

<b>52</b>	<b>Graeme SMITH</b>	Caterham
1 - X:00.000	6 - 1:48.458	
2 - 1:50.710	7 - 1:48.546	
3 - 1:49.000	8 - 1:49.423	
4 - <b>1:47.926</b>	9 - 1:48.365	
5 - 1:48.074		
<b>53</b>	<b>Rob DRAPER</b>	Caterham
1 - X:00.000	6 - 1:50.572	
2 - 1:50.569	7 - 1:54.056	
3 - 1:50.014	8 - 1:49.709	
4 - <b>1:48.579</b>		
5 - 1:49.188		
<b>55</b>	<b>Andrew SMITH</b>	Caterham
1 - X:00.000	6 - 1:48.459	
2 - 1:48.732	7 - 1:48.206	
3 - 1:48.195	8 - <b>1:47.501</b>	
4 - 1:48.785		
5 - 1:48.857		
<b>56</b>	<b>Sheila MARSHALL</b>	Caterham
1 - X:00.000	6 - 1:59.023	
2 - 1:54.888	7 - 1:54.539	
3 - <b>1:54.441</b>	8 - 1:54.598	
4 - 1:55.434		
5 - 1:55.407		
<b>57</b>	<b>Peter CANNARD</b>	Caterham
1 - X:00.000	6 - <b>1:54.254</b>	
2 - 1:56.903	7 - 1:55.953	
3 - 1:55.722	8 - 1:54.681	
4 - 1:55.659		
5 - 1:55.162		
<b>58</b>	<b>Graham SMITH</b>	Caterham
1 - X:00.000	6 - 1:51.323	
2 - 1:54.540	7 - 1:52.164	
3 - 1:51.562	8 - 1:50.868	
4 - <b>1:50.816</b>		
5 - 1:51.127		
<b>60</b>	<b>Kim RAYMENT</b>	Caterham
1 - X:00.000	6 - 1:51.514	
2 - 1:52.664	7 - 1:52.241	
3 - 1:51.887	8 - <b>1:49.950</b>	
4 - 1:51.195		
5 - 1:51.525		

# Caterham Graduate Championship - Graduate Class

## QUALIFYING LAP ANALYSIS

(contd.)

<b>61</b>	<b>Darren GRAINGER</b>	Caterham
1 - X:00.000	6 - 1:55.698	
2 - 1:56.970	7 - 1:54.659	
3 - 1:55.553	8 - <b>1:54.439</b>	
4 - 1:55.813		
5 - 1:55.327		
<b>64</b>	<b>Jonathan VAMPLEW</b>	Caterham
1 - X:00.000	6 - 1:50.514	
2 - 1:57.435	7 - <b>1:49.682</b>	
3 - 1:52.112	8 - 1:50.602	
4 - 1:50.666	9 - 1:50.192	
5 - 1:50.621		
<b>66</b>	<b>Andrew OUTERSIDE</b>	Caterham
1 - X:00.000	6 - 1:50.814	
2 - 1:53.310	7 - 1:53.723	
3 - 1:49.855	8 - <b>1:47.927</b>	
4 - 1:49.549	9 - 1:48.180	
5 - 1:49.295		
<b>74</b>	<b>John PENNINGTON</b>	Caterham
1 - X:00.000	6 - 1:51.212	
2 - 1:51.767	7 - 1:51.040	
3 - <b>1:50.565</b>	8 - 1:50.857	
4 - 1:53.415		
5 - 1:51.665		
<b>88</b>	<b>Andy COOMBS</b>	Caterham
1 - X:00.000	6 - 1:50.853	
2 - 1:51.816	7 - <b>1:50.002</b>	
3 - 1:51.203	8 - 1:50.272	
4 - 1:50.585	9 - 1:50.568	
5 - 1:50.867		

# Caterham Graduate Championship - Graduate Class

## GRID

ROW 6	1:54.441 56 MARSHALL	1:54.439 61 GRAINGER
ROW 5	1:54.254 57 CANNARD	1:50.816 58 SMITH
ROW 4	1:50.565 74 PENNINGTON	1:50.002 88 COOMBS
ROW 3	1:49.950 60 RAYMENT	1:49.682 64 VAMPLEW
ROW 2	1:48.579 53 DRAPER	1:47.927 66 OUTTERSIDE
ROW 1	1:47.926 52 SMITH	1:47.501 55 SMITH
<b>POLE</b>		

Weather / Track : Sunny / Dry  
 These results are provisional until the conclusion of any judicial and technical matters.

Cadwell Park  
 Circuit Length = 2.1730 miles.  
 Start: 09:03 End: 09:18

Clerk of Course	Timekeeper:
-----------------	-------------

## 2CVParts.com Championship QUALIFYING - RACE 2

POS	NO	CL	DRIVER	NAT	CAR	TIME	LAPS	GAP	MPH
1	8		Gary ADNITT		Citroen 2CV	2:08.462	7		60.89
2	28		Peter SPARROW		Citroen 2CV	2:08.498	8	0.036	60.87
3	7		Steve PANAS		Citroen 2CV	2:10.105	8	1.643	60.12
4	48		Christian CHALLANDER		Citroen 2CV	2:10.361	8	1.899	60.00
5	4		Wayne COWLING		Citroen 2CV	2:10.668	7	2.206	59.86
6	91		Simon LEITH		Citroen 2CV	2:11.760	7	3.298	59.37
7	9		Richard HOLLIS		Citroen 2CV	2:12.124	8	3.662	59.20
8	5		Shaun MCLAUGHLIN		Citroen 2CV	2:12.690	8	4.228	58.95
9	10		Matthew HOLLIS		Citroen 2CV	2:12.735	8	4.273	58.93
10	13		Sammie FRITCHLEY		Citroen 2CV	2:13.476	8	5.014	58.60
11	6		Andrew SMITH		Citroen 2CV	2:15.685	8	7.223	57.65
12	15		Trevor WILLIAMS		Citroen 2CV	2:16.267	8	7.805	57.40
13	67		Jonathan TWIDALE		Citroen 2CV	2:16.818	8	8.356	57.17
14	30		Christie THOMPSON		Citroen 2CV	2:17.685	7	9.223	56.81
15	20		Aubrey BROCKLEBANK		Citroen 2CV	2:18.147	8	9.685	56.62
16	32		Derek COGHILL		Citroen 2CV	2:21.044	7	12.582	55.46

Car 7 - Transponder not working

Weather / Track : Cloudy / Dry

These results are provisional until the conclusion of any judicial and technical matters.

Cadwell Park

Circuit Length = 2.1730 miles.

Start: 09:24 End: 09:39

Clerk of Course	Timekeeper:
-----------------	-------------

## 2CVParts.com Championship QUALIFYING LAP ANALYSIS - RACE 2

<b>4</b>	<b>Wayne COWLING</b>	Citroen 2CV
1 -	4:56.758	6 - 2:11.262
2 -	2:11.331	7 - 2:13.379
3 -	2:14.887	
4 -	2:12.891	
5 -	<b>2:10.668</b>	
<b>5</b>	<b>Shaun MCLAUGHLIN</b>	Citroen 2CV
1 -	4:45.667	6 - 2:12.896
2 -	2:21.019	7 - <b>2:12.690</b>
3 -	2:14.549	8 - 2:13.568
4 -	2:14.433	
5 -	2:14.432	
<b>6</b>	<b>Andrew SMITH</b>	Citroen 2CV
1 -	5:02.963	6 - 2:16.837
2 -	2:21.571	7 - 2:25.813
3 -	2:15.975	8 - 2:40.015
4 -	2:23.486	
5 -	<b>2:15.685</b>	
<b>7</b>	<b>Steve PANAS</b>	Citroen 2CV
1 -	5:01.926	6 - 2:11.400
2 -	2:18.716	7 - 2:11.662
3 -	2:12.869	8 - <b>2:10.105</b>
4 -	2:12.092	
5 -	2:10.783	
<b>8</b>	<b>Gary ADNITT</b>	Citroen 2CV
1 -	4:53.166	6 - <b>2:08.462</b>
2 -	4:24.321	7 - 2:10.491
3 -	2:10.168	
4 -	2:14.123	
5 -	2:13.394	
<b>9</b>	<b>Richard HOLLIS</b>	Citroen 2CV
1 -	4:50.018	6 - <b>2:12.124</b>
2 -	2:17.544	7 - 2:12.757
3 -	2:14.220	8 - 2:13.637
4 -	2:15.076	
5 -	2:12.849	
<b>10</b>	<b>Matthew HOLLIS</b>	Citroen 2CV
1 -	4:46.582	6 - <b>2:12.735</b>
2 -	2:20.788	7 - 2:13.106
3 -	2:18.923	8 - 2:14.528
4 -	2:15.212	
5 -	2:14.831	

Car 7 - Transponder not working  
Weather / Track : Cloudy / Dry

## 2CVParts.com Championship QUALIFYING LAP ANALYSIS - RACE 2

(contd.)

<b>13</b>	<b>Sammie FRITCHLEY</b>	Citroen 2CV
1 -	4:54.150	6 - 3:00.243P
2 -	2:16.688	7 - 2:26.332
3 -	2:13.820	8 - 2:25.207
4 -	<b>2:13.476</b>	
5 -	2:13.824	
<b>15</b>	<b>Trevor WILLIAMS</b>	Citroen 2CV
1 -	5:03.633	6 - 2:17.408
2 -	2:22.887	7 - 2:17.708
3 -	2:18.206	8 - 2:18.541
4 -	2:19.593	
5 -	<b>2:16.267</b>	
<b>20</b>	<b>Aubrey BROCKLEBANK</b>	Citroen 2CV
1 -	5:01.551	6 - 2:18.643
2 -	2:24.506	7 - 2:18.535
3 -	2:21.858	8 - <b>2:18.147</b>
4 -	2:24.647	
5 -	2:18.699	
<b>28</b>	<b>Peter SPARROW</b>	Citroen 2CV
1 -	4:54.633	6 - 2:10.145
2 -	2:13.109	7 - <b>2:08.498</b>
3 -	2:10.111	8 - 2:09.258
4 -	2:09.957	
5 -	2:17.417	
<b>30</b>	<b>Christie THOMPSON</b>	Citroen 2CV
1 -	5:11.101	6 - 2:19.723
2 -	2:26.454	7 - <b>2:17.685</b>
3 -	2:22.788	
4 -	2:21.209	
5 -	2:19.437	
<b>32</b>	<b>Derek COGHILL</b>	Citroen 2CV
1 -	5:07.993	6 - 2:21.166
2 -	2:28.391	7 - 2:21.171
3 -	2:24.718	
4 -	2:21.793	
5 -	<b>2:21.044</b>	
<b>48</b>	<b>Christian CHALLANDER</b>	Citroen 2CV
1 -	5:01.751	6 - 2:11.964
2 -	2:18.721	7 - <b>2:10.361</b>
3 -	2:13.494	8 - 2:10.704
4 -	2:12.078	
5 -	2:11.308	


Car 7 - Transponder not working  
Weather / Track : Cloudy / Dry

## 2CVParts.com Championship QUALIFYING LAP ANALYSIS - RACE 2

(contd.)

<b>67</b>	<b>Jonathan TWIDALE</b>	Citroen 2CV
1 - 4:52.942	6 - 2:17.977	
2 - 2:22.808	7 - <b>2:16.818</b>	
3 - 2:20.821	8 - 2:18.137	
4 - 2:30.904		
5 - 2:18.494		
<b>91</b>	<b>Simon LEITH</b>	Citroen 2CV
1 - 4:55.613	6 - 2:12.644	
2 - 2:15.401	7 - 2:15.891	
3 - <b>2:11.760</b>		
4 - 2:11.800		
5 - 2:15.971		

**2CVParts.com Championship  
GRID - RACE 2**

ROW 8	2:21.044 32 COGHILL	2:18.147 20 BROCKLEBANK
ROW 7	2:17.685 30 THOMPSON	2:16.818 67 TWIDALE
ROW 6	2:16.267 15 WILLIAMS	2:15.685 6 SMITH
ROW 5	2:13.476 13 FRITCHLEY	2:12.735 10 HOLLIS
ROW 4	2:12.690 5 MCLAUGHLIN	2:12.124 9 HOLLIS
ROW 3	2:11.760 91 LEITH	2:10.668 4 COWLING
ROW 2	2:10.361 48 CHALLANDER	2:10.105 7 PANAS
ROW 1	2:08.498 28 SPARROW	2:08.462 8 ADNITT
<b>POLE</b>		
		

**Car 7 - Transponder not working**

**Weather / Track : Cloudy / Dry**

**These results are provisional until the conclusion of any judicial and technical matters.**

Cadwell Park

Circuit Length = 2.1730 miles.

Start: 09:24 End: 09:39

Clerk of Course	Timekeeper:
-----------------	-------------

## Caterham Graduate Championship - Super Graduate Class

### QUALIFYING

POS	NO	CL	DRIVER	NAT	CAR	TIME	LAPS	GAP	MPH
1	109		Andrew ENNIS		Caterham	1:40.481	9		77.85
2	168		Trevor NEWMAN		Caterham	1:40.720	9	0.239	77.66
3	112		Mark GREGORY		Caterham	1:41.022	10	0.541	77.43
4	166		Charlie HUNT		Caterham	1:41.587	10	1.106	77.00
5	141		Edward BENSON		Caterham	1:41.680	10	1.199	76.93
6	155		Hugh SMITH		Caterham	1:41.826	9	1.345	76.82
7	105		Andy MOLSOM		Caterham	1:41.890	10	1.409	76.77
8	106		Charles ELLIOTT		Caterham	1:41.918	10	1.437	76.75
9	120		Roger FORD		Caterham	1:42.510	10	2.029	76.31
10	116		Martin GOSS		Caterham	1:43.651	10	3.170	75.47
11	129		John PARKER		Caterham	1:44.197	9	3.716	75.07
12	137		Carl BENNETT		Caterham	1:44.290	9	3.809	75.01
13	157		Ben ROCKEY		Caterham	1:44.469	9	3.988	74.88
14	118		Michael ROWLAND		Caterham	1:44.539	9	4.058	74.83
15	117		Andrew HAWKEN		Caterham	1:44.589	9	4.108	74.79
16	111		Nigel RICHARDS		Caterham	1:45.087	9	4.606	74.44
17	115		Daniel CRONSHAW		Caterham	1:48.891	9	8.410	71.84

Weather / Track : Cloudy / Dry

These results are provisional until the conclusion of any judicial and technical matters.

Cadwell Park

Circuit Length = 2.1730 miles.

Start: 09:46 End: 10:01

Clerk of Course		Timekeeper:
-----------------	--	-------------

## Caterham Graduate Championship - Super Graduate Class

### QUALIFYING LAP ANALYSIS

<b>105</b>	<b>Andy MOLSOM</b>	Caterham
1 -	2:28.498	6 - <b>1:41.890</b>
2 -	1:52.145	7 - 1:42.461
3 -	1:44.370	8 - 1:42.141
4 -	1:43.310	9 - 1:42.330
5 -	1:42.284	10 - 1:42.244
<b>106</b>	<b>Charles ELLIOTT</b>	Caterham
1 -	2:22.034	6 - 1:43.303
2 -	1:49.263	7 - 1:43.108
3 -	1:44.517	8 - <b>1:41.918</b>
4 -	1:43.379	9 - 1:41.947
5 -	1:43.309	10 - 1:42.344
<b>109</b>	<b>Andrew ENNIS</b>	Caterham
1 -	2:49.246	6 - 1:40.705
2 -	2:04.174	7 - <b>1:40.481</b>
3 -	1:42.712	8 - 1:45.351
4 -	1:41.643	9 - 1:42.629
5 -	1:42.686	
<b>111</b>	<b>Nigel RICHARDS</b>	Caterham
1 -	2:31.713	6 - 1:47.123
2 -	1:51.230	7 - 1:46.916
3 -	1:47.431	8 - <b>1:45.087</b>
4 -	1:47.517	9 - 1:46.411
5 -	1:46.266	
<b>112</b>	<b>Mark GREGORY</b>	Caterham
1 -	2:05.498	6 - 1:41.549
2 -	1:49.910	7 - 1:41.722
3 -	1:43.744	8 - 1:42.725
4 -	1:42.739	9 - <b>1:41.022</b>
5 -	1:41.557	10 - 1:41.413
<b>115</b>	<b>Daniel CRONSHAW</b>	Caterham
1 -	2:26.976	6 - 1:50.276
2 -	2:05.486	7 - 1:49.099
3 -	1:53.012	8 - <b>1:48.891</b>
4 -	1:51.776	9 - 1:48.963
5 -	1:52.254	
<b>116</b>	<b>Martin GOSS</b>	Caterham
1 -	2:06.843	6 - 1:44.883
2 -	1:49.882	7 - 1:44.464
3 -	1:45.337	8 - 1:44.545
4 -	1:44.735	9 - <b>1:43.651</b>
5 -	1:44.719	10 - 1:45.550

# Caterham Graduate Championship - Super Graduate Class

## QUALIFYING LAP ANALYSIS

(contd.)

<b>117</b>	<b>Andrew HAWKEN</b>	Caterham
1 -	2:27.939	6 - 1:52.543
2 -	1:54.381	7 - 1:45.837
3 -	1:48.418	8 - 1:44.983
4 -	1:48.324	9 - <b>1:44.589</b>
5 -	1:45.426	
<b>118</b>	<b>Michael ROWLAND</b>	Caterham
1 -	2:34.791	6 - 1:44.993
2 -	2:08.385	7 - 1:44.952
3 -	1:48.315	8 - <b>1:44.539</b>
4 -	1:45.846	9 - 1:49.127
5 -	1:46.142	
<b>120</b>	<b>Roger FORD</b>	Caterham
1 -	2:24.497	6 - 1:43.108
2 -	1:51.064	7 - 1:44.507
3 -	1:45.122	8 - 1:43.208
4 -	1:44.501	9 - 1:43.075
5 -	1:43.684	10 - <b>1:42.510</b>
<b>129</b>	<b>John PARKER</b>	Caterham
1 -	2:52.279	6 - 1:45.832
2 -	2:10.389	7 - 1:45.216
3 -	1:51.041	8 - 1:47.948
4 -	1:47.279	9 - <b>1:44.197</b>
5 -	1:47.264	
<b>137</b>	<b>Carl BENNETT</b>	Caterham
1 -	2:21.067	6 - 1:46.017
2 -	1:51.621	7 - 1:45.432
3 -	1:49.313	8 - 1:44.698
4 -	1:49.558	9 - <b>1:44.290</b>
5 -	1:46.954	
<b>141</b>	<b>Edward BENSON</b>	Caterham
1 -	2:02.332	6 - 1:42.395
2 -	1:48.885	7 - <b>1:41.680</b>
3 -	1:44.955	8 - 1:41.797
4 -	1:44.566	9 - 1:42.031
5 -	1:43.679	10 - 1:42.742
<b>155</b>	<b>Hugh SMITH</b>	Caterham
1 -	2:51.325	6 - 1:43.371
2 -	2:14.058	7 - 1:42.306
3 -	1:44.553	8 - 1:42.045
4 -	1:43.083	9 - <b>1:41.826</b>
5 -	1:42.469	

# Caterham Graduate Championship - Super Graduate Class

## QUALIFYING LAP ANALYSIS

(contd.)

<b>157</b>	<b>Ben ROCKEY</b>	Caterham
1 - 2:31.561	6 - 1:46.018	
2 - 1:52.549	7 - 1:44.907	
3 - 1:46.890	8 - <b>1:44.469</b>	
4 - 1:47.147	9 - 1:55.576	
5 - 1:47.174		
<b>166</b>	<b>Charlie HUNT</b>	Caterham
1 - 2:20.023	6 - 1:41.719	
2 - 1:46.744	7 - 1:42.006	
3 - 1:43.074	8 - <b>1:41.587</b>	
4 - 1:41.952	9 - 1:42.026	
5 - 1:44.249	10 - 1:41.966	
<b>168</b>	<b>Trevor NEWMAN</b>	Caterham
1 - 2:15.666	6 - 1:40.928	
2 - 1:44.163	7 - 1:40.815	
3 - 1:42.254	8 - <b>1:40.720</b>	
4 - 1:42.059	9 - 1:41.265	
5 - 1:41.555		

# TOYO Tyres Modified Production Saloon Car Championship

## QUALIFYING - RACE 4

POS	NO	CL	DRIVER	NAT	CAR	TIME	LAPS	GAP	MPH
1	44	C	Sean HOLLAND		Peugeot 205 GTI	1:46.058	8		73.76
2	1	C	Gareth PORTER		Peugot 205	1:46.223	8	0.165	73.64
3	6	C	Tim SAUNDERS		Honda Integra Type R	1:46.579	7	0.521	73.39
4	19	A	Gerry CAIN		Rover SDI	1:46.756	9	0.698	73.27
5	69	D	David KNIGHT		Ford Escort MK6	1:50.794	8	4.736	70.60
6	75	A	Graeme ROBERTS		Ford Escort Turbo	1:52.052	4	5.994	69.81
7	84	D	Colin STUBBS		Rover 216GTI	1:54.849	8	8.791	68.11
8	33	A	Marc TAYLOR		Mitsubishi Starion	1:54.999	8	8.941	68.02
9	35	A	Anthony WRIGHT		Rover Tomcat	1:59.698	6	13.640	65.35
10	40	C	Adam james CROFT		Peugeot 205 GTI	2:12.810	4	26.752	58.90
11	71	D	Denis BASSOM		Toyota Corolla GT	2:19.996	5	33.938	55.87
12	74	A	Neil PHILPOTTS		Mitsubishi Starion Turbo	2:53.505	2	1:07.447	45.08

Cars 6,19, 35, 69,74,75 - Transponders not Working

Weather / Track : Cloudy / Dry

These results are provisional until the conclusion of any judicial and technical matters.

Cadwell Park

Circuit Length = 2.1730 miles.

Start: 10:04 End: 10:27

Clerk of Course	Timekeeper:
-----------------	-------------

# TOYO Tyres Modified Production Saloon Car Championship

## QUALIFYING LAP ANALYSIS - RACE 4

<b>1</b>	<b>Gareth PORTER</b>	Peugot 205
1 -	X:00.000	6 - 1:46.528
2 -	2:12.638	7 - <b>1:46.223</b>
3 -	1:49.977	8 - 1:49.509
4 -	1:46.914	
5 -	1:49.933	
<b>6</b>	<b>Tim SAUNDERS</b>	Honda Integra Type R
1 -	4:19.879	6 - 1:47.195
2 -	8:41.107	7 - <b>1:46.579</b>
3 -	1:53.803	
4 -	1:47.824	
5 -	1:53.238	
<b>19</b>	<b>Gerry CAIN</b>	Rover SDI
1 -	2:39.631	6 - 1:49.594
2 -	2:03.372	7 - 1:48.461
3 -	8:00.856	8 - <b>1:46.756</b>
4 -	1:48.380	9 - 1:47.388
5 -	1:48.286	
<b>33</b>	<b>Marc TAYLOR</b>	Mitsubishi Starion
1 -	2:30.111	6 - 1:57.664
2 -	7:53.745	7 - 1:55.643
3 -	2:27.087	8 - <b>1:54.999</b>
4 -	2:01.235	
5 -	1:57.009	
<b>35</b>	<b>Anthony WRIGHT</b>	Rover Tomcat
1 -	3:06.838	6 - 2:01.892
2 -	9:37.501	
3 -	5:12.702P	
4 -	2:06.398	
5 -	<b>1:59.698</b>	
<b>40</b>	<b>Adam james CROFT</b>	Peugeot 205 GTI
1 -	X:00.000	
2 -	2:18.682	
3 -	6:12.721P	
4 -	<b>2:12.810</b>	
<b>44</b>	<b>Sean HOLLAND</b>	Peugeot 205 GTI
1 -	X:00.000	6 - 1:50.580
2 -	2:11.150	7 - <b>1:46.058</b>
3 -	1:50.708	8 - 2:12.943
4 -	1:47.242	
5 -	1:48.075	

# TOYO Tyres Modified Production Saloon Car Championship


## QUALIFYING LAP ANALYSIS - RACE 4

(contd.)

<b>69</b>	<b>David KNIGHT</b>	Ford Escort MK6
1 -	2:42.810	6 - 1:50.867
2 -	9:36.557	7 - 1:51.653
3 -	1:52.142	8 - 1:55.409
4 -	<b>1:50.794</b>	
5 -	1:51.634	
<b>71</b>	<b>Denis BASSOM</b>	Toyota Corolla GT
1 -	2:39.841	
2 -	7:42.061	
3 -	2:25.495	
4 -	<b>2:19.996</b>	
5 -	2:20.141	
<b>74</b>	<b>Neil PHILPOTTS</b>	Mitsubishi Starion Turbo
1 -	<b>2:53.505</b>	
2 -	9:32.822	
<b>75</b>	<b>Graeme ROBERTS</b>	Ford Escort Turbo
1 -	2:31.896	
2 -	X:00.000	
3 -	1:54.275	
4 -	<b>1:52.052</b>	
<b>84</b>	<b>Colin STUBBS</b>	Rover 216GTI
1 -	7:42.875	6 - <b>1:54.849</b>
2 -	2:06.069	7 - 1:55.644
3 -	1:55.860	8 - 1:55.594
4 -	1:55.676	
5 -	1:56.071	

# TOYO Tyres Modified Production Saloon Car Championship

## GRID - RACE 4

ROW 6	2:53.505 74 PHILPOTTS	2:19.996 71 BASSOM
ROW 5	2:12.810 40 CROFT	1:59.698 35 WRIGHT
ROW 4	1:54.999 33 TAYLOR	1:54.849 84 STUBBS
ROW 3	1:52.052 75 ROBERTS	1:50.794 69 KNIGHT
ROW 2	1:46.756 19 CAIN	1:46.579 6 SAUNDERS
ROW 1	1:46.223 1 PORTER	1:46.058 44 HOLLAND
<b>POLE</b>		
		

Cars 6,19, 35, 69,74,75 - Transponders not Working

Weather / Track : Cloudy / Dry

These results are provisional until the conclusion of any judicial and technical matters.

Cadwell Park

Circuit Length = 2.1730 miles.

Start: 10:04 End: 10:27

Clerk of Course

Timekeeper:

## Caterham Graduate Championship - Super Graduate Class - Group 2 QUALIFYING

POS	NO	CL	DRIVER	NAT	CAR	TIME	LAPS	GAP	MPH
1	175		David SHAW		Caterham	1:42.239	10		76.51
2	177		Martin BOAKES		Caterham	1:42.276	10	0.037	76.48
3	199		Andrew VICKERS		Caterham	1:42.640	10	0.401	76.21
4	110		Keith CHANTER		Caterham	1:42.862	10	0.623	76.05
5	183		James SYKES		Caterham	1:43.271	9	1.032	75.75
6	196		Jamie BASHALL		Caterham	1:43.279	9	1.040	75.74
7	131		Paul Anthony VIOLLET		Caterham	1:43.308	10	1.069	75.72
8	190		Mark ROBERTS		Caterham	1:43.308	10	1.069	75.72
9	191		Joe CAMPBELL		Caterham	1:44.182	10	1.943	75.08
10	188		Chris ROME		Caterham	1:44.205	9	1.966	75.07
11	113		Damon ROSAMOND		Caterham	1:44.469	10	2.230	74.88
12	139		Simon FLETCHER		Caterham	1:44.479	9	2.240	74.87
13	125		Matt WALTHAM		Caterham	1:44.638	9	2.399	74.76
14	181		David BERRY		Caterham	1:44.710	9	2.471	74.70
15	169		Trevor CLARKE		Caterham	1:44.855	8	2.616	74.60
16	123		Ian NORTHEN		Caterham	1:45.376	9	3.137	74.23
17	124		Rick SCANNELL		Caterham	1:46.333	9	4.094	73.56

Car 169 - Transponder not working

Weather / Track : Cloudy / Dry

These results are provisional until the conclusion of any judicial and technical matters.

Cadwell Park

Circuit Length = 2.1730 miles.

Start: 10:35 End: 10:50

Clerk of Course		Timekeeper:
-----------------	--	-------------

## Caterham Graduate Championship - Super Graduate Class - Group 2

### QUALIFYING LAP ANALYSIS

<b>110</b>	<b>Keith CHANTER</b>	Caterham
1 -	6:47.422	6 - 1:44.144
2 -	1:51.234	7 - <b>1:42.862</b>
3 -	1:46.273	8 - 1:45.457
4 -	1:45.353	9 - 1:45.782
5 -	1:45.226	10 - 1:44.716
<b>113</b>	<b>Damon ROSAMOND</b>	Caterham
1 -	6:32.003	6 - 1:45.059
2 -	1:51.219	7 - 1:45.194
3 -	1:46.621	8 - 1:44.948
4 -	1:46.629	9 - 1:44.649
5 -	1:45.198	10 - <b>1:44.469</b>
<b>123</b>	<b>Ian NORTHEN</b>	Caterham
1 -	6:45.306	6 - 1:48.605
2 -	1:54.076	7 - 1:46.300
3 -	1:46.331	8 - <b>1:45.376</b>
4 -	1:48.738	9 - 1:45.430
5 -	1:52.535	
<b>124</b>	<b>Rick SCANNELL</b>	Caterham
1 -	6:41.853	6 - <b>1:46.333</b>
2 -	1:53.667	7 - 1:47.855
3 -	1:48.280	8 - 1:46.604
4 -	1:48.485	9 - 2:08.544
5 -	1:47.354	
<b>125</b>	<b>Matt WALTHAM</b>	Caterham
1 -	6:43.405	6 - 1:45.942
2 -	1:56.455	7 - 2:05.182
3 -	1:48.563	8 - <b>1:44.638</b>
4 -	1:46.184	9 - 1:46.597
5 -	1:47.731	
<b>131</b>	<b>Paul Anthony VIOLLET</b>	Caterham
1 -	6:46.293	6 - 1:44.547
2 -	1:51.764	7 - 1:44.348
3 -	1:46.038	8 - 1:45.333
4 -	1:46.427	9 - <b>1:43.308</b>
5 -	1:47.985	10 - 1:46.384
<b>139</b>	<b>Simon FLETCHER</b>	Caterham
1 -	6:53.250	6 - 1:45.584
2 -	1:56.305	7 - 1:46.601
3 -	1:50.701	8 - <b>1:44.479</b>
4 -	1:46.761	9 - 1:45.227
5 -	1:47.168	

## Caterham Graduate Championship - Super Graduate Class - Group 2 QUALIFYING LAP ANALYSIS

(contd.)

<b>169</b>	<b>Trevor CLARKE</b>	Caterham
1 -	6:49.868	6 - 1:45.043
2 -	1:59.257	7 - 1:54.218
3 -	1:50.698	8 - <b>1:44.855</b>
4 -	1:47.224	
5 -	1:56.340	
<b>175</b>	<b>David SHAW</b>	Caterham
1 -	6:30.571	6 - 1:42.955
2 -	1:57.064	7 - 1:43.380
3 -	1:44.040	8 - <b>1:42.239</b>
4 -	1:43.006	9 - 1:42.417
5 -	1:44.262	10 - 1:42.848
<b>177</b>	<b>Martin BOAKES</b>	Caterham
1 -	6:31.011	6 - 1:42.919
2 -	1:50.389	7 - 1:43.573
3 -	1:44.570	8 - 1:42.810
4 -	1:43.225	9 - 1:42.349
5 -	1:42.688	10 - <b>1:42.276</b>
<b>181</b>	<b>David BERRY</b>	Caterham
1 -	6:51.304	6 - 1:45.957
2 -	1:52.273	7 - 1:47.427
3 -	1:46.924	8 - 1:45.742
4 -	1:46.085	9 - <b>1:44.710</b>
5 -	1:58.401	
<b>183</b>	<b>James SYKES</b>	Caterham
1 -	6:54.125	6 - 1:43.584
2 -	1:55.656	7 - 1:59.589
3 -	1:45.533	8 - <b>1:43.271</b>
4 -	1:45.172	9 - 1:44.423
5 -	1:45.358	
<b>188</b>	<b>Chris ROME</b>	Caterham
1 -	6:43.327	6 - 1:46.001
2 -	1:53.862	7 - 1:47.054
3 -	1:51.552	8 - 1:44.856
4 -	1:49.942	9 - <b>1:44.205</b>
5 -	1:47.108	
<b>190</b>	<b>Mark ROBERTS</b>	Caterham
1 -	6:37.823	6 - 1:44.117
2 -	1:53.450	7 - 1:44.297
3 -	1:46.561	8 - 1:46.177
4 -	1:44.827	9 - 1:45.921
5 -	1:52.285	10 - <b>1:43.308</b>

## Caterham Graduate Championship - Super Graduate Class - Group 2 QUALIFYING LAP ANALYSIS

(contd.)

<b>191</b>	<b>Joe CAMPBELL</b>	Caterham
1 - 6:40.291	6 - 1:44.879	
2 - 1:54.063	7 - <b>1:44.182</b>	
3 - 1:46.664	8 - 1:46.222	
4 - 1:45.414	9 - 1:44.335	
5 - 1:46.834	10 - 1:45.156	
<b>196</b>	<b>Jamie BASHALL</b>	Caterham
1 - 6:55.920	6 - <b>1:43.279</b>	
2 - 1:54.356	7 - 1:46.429	
3 - 1:46.936	8 - 1:44.280	
4 - 1:44.684	9 - 1:45.249	
5 - 1:45.004		
<b>199</b>	<b>Andrew VICKERS</b>	Caterham
1 - 6:51.638	6 - 1:42.885	
2 - 1:51.570	7 - 1:43.294	
3 - 1:45.371	8 - 1:45.300	
4 - 1:43.892	9 - 1:44.757	
5 - 1:45.285	10 - <b>1:42.640</b>	

## 2CVParts.com Championship QUALIFYING - RACE 6

POS	NO	CL	DRIVER	NAT	CAR	TIME	LAPS	GAP	MPH
1	28		Peter SPARROW		Citroen 2CV	2:08.655	7		60.80
2	8		Gary ADNITT		Citroen 2CV	2:09.429	8	0.774	60.44
3	91		Simon LEITH		Citroen 2CV	2:09.763	7	1.108	60.28
4	7		Steve PANAS		Citroen 2CV	2:10.543	8	1.888	59.92
5	9		Richard HOLLIS		Citroen 2CV	2:11.063	8	2.408	59.68
6	4		Wayne COWLING		Citroen 2CV	2:11.435	8	2.780	59.51
7	5		Shaun MCLAUGHLIN		Citroen 2CV	2:11.651	8	2.996	59.42
8	13		Sammie FRITCHLEY		Citroen 2CV	2:11.878	8	3.223	59.31
9	48		Christian CHALLANDER		Citroen 2CV	2:12.477	8	3.822	59.05
10	10		Matthew HOLLIS		Citroen 2CV	2:12.623	8	3.968	58.98
11	20		Aubrey BROCKLEBANK		Citroen 2CV	2:13.117	8	4.462	58.76
12	6		Andrew SMITH		Citroen 2CV	2:13.586	8	4.931	58.56
13	15		Trevor WILLIAMS		Citroen 2CV	2:14.582	8	5.927	58.12
14	67		Jonathan TWIDALE		Citroen 2CV	2:15.091	8	6.436	57.90
15	30		Christie THOMPSON		Citroen 2CV	2:16.346	8	7.691	57.37

**Car 7 - Transponder still not working - Fix or you will NOT BE TIMED !!!**

**Weather / Track : Cloudy / Dry**

**These results are provisional until the conclusion of any judicial and technical matters.**

Cadwell Park

Circuit Length = 2.1730 miles.

Start: 10:56 End: 11:11

Clerk of Course		Timekeeper:
-----------------	--	-------------

## 2CVParts.com Championship QUALIFYING LAP ANALYSIS - RACE 6

<b>4</b>	<b>Wayne COWLING</b>	Citroen 2CV
1 -	3:47.284	6 - 2:12.575
2 -	2:13.852	7 - 2:15.844
3 -	<b>2:11.435</b>	8 - 2:16.539
4 -	2:17.338	
5 -	2:16.277	
<b>5</b>	<b>Shaun MCLAUGHLIN</b>	Citroen 2CV
1 -	3:47.705	6 - 2:12.431
2 -	2:14.926	7 - 2:13.855
3 -	2:13.098	8 - <b>2:11.651</b>
4 -	2:13.299	
5 -	2:16.042	
<b>6</b>	<b>Andrew SMITH</b>	Citroen 2CV
1 -	3:48.893	6 - 2:13.947
2 -	2:16.819	7 - 2:14.135
3 -	2:14.849	8 - 2:15.047
4 -	2:14.047	
5 -	<b>2:13.586</b>	
<b>7</b>	<b>Steve PANAS</b>	Citroen 2CV
1 -	3:46.914	6 - 2:11.119
2 -	2:13.888	7 - 2:12.004
3 -	2:11.430	8 - <b>2:10.543</b>
4 -	2:22.990	
5 -	2:11.683	
<b>8</b>	<b>Gary ADNITT</b>	Citroen 2CV
1 -	4:30.317	6 - 2:09.757
2 -	2:11.872	7 - 2:09.598
3 -	2:21.261	8 - <b>2:09.429</b>
4 -	2:11.570	
5 -	2:10.558	
<b>9</b>	<b>Richard HOLLIS</b>	Citroen 2CV
1 -	3:54.861	6 - <b>2:11.063</b>
2 -	2:18.104	7 - 2:19.023
3 -	2:12.649	8 - 2:15.425
4 -	2:11.865	
5 -	2:11.223	
<b>10</b>	<b>Matthew HOLLIS</b>	Citroen 2CV
1 -	3:54.308	6 - <b>2:12.623</b>
2 -	2:19.145	7 - 2:14.332
3 -	2:14.566	8 - 2:16.416
4 -	2:12.871	
5 -	2:12.695	

Car 7 - Transponder still not working - Fix or you will NOT BE TIMED !!!  
Weather / Track : Cloudy / Dry

Cadwell Park  
Circuit Length = 2.1730 miles.  
Start: 10:56 End: 11:11

## 2CVParts.com Championship QUALIFYING LAP ANALYSIS - RACE 6

(contd.)

<b>13</b>	<b>Sammie FRITCHLEY</b>	Citroen 2CV
1 -	3:41.808	6 - 2:13.513
2 -	2:17.754	7 - 2:14.832
3 -	2:15.085	8 - <b>2:11.878</b>
4 -	2:14.878	
5 -	2:13.844	
<b>15</b>	<b>Trevor WILLIAMS</b>	Citroen 2CV
1 -	3:41.273	6 - 2:15.766
2 -	2:17.995	7 - 2:14.710
3 -	2:16.460	8 - 2:15.588
4 -	2:14.726	
5 -	<b>2:14.582</b>	
<b>20</b>	<b>Aubrey BROCKLEBANK</b>	Citroen 2CV
1 -	3:51.571	6 - <b>2:13.117</b>
2 -	2:19.661	7 - 2:16.110
3 -	2:16.514	8 - 2:16.114
4 -	2:13.859	
5 -	2:14.739	
<b>28</b>	<b>Peter SPARROW</b>	Citroen 2CV
1 -	6:02.904	6 - 2:09.258
2 -	2:20.354	7 - 2:09.200
3 -	2:09.230	
4 -	<b>2:08.655</b>	
5 -	2:19.557	
<b>30</b>	<b>Christie THOMPSON</b>	Citroen 2CV
1 -	3:51.147	6 - 2:18.762
2 -	2:21.847	7 - 2:19.754
3 -	2:18.124	8 - <b>2:16.346</b>
4 -	2:18.749	
5 -	2:18.803	
<b>48</b>	<b>Christian CHALLANDER</b>	Citroen 2CV
1 -	3:46.734	6 - <b>2:12.477</b>
2 -	2:18.439	7 - 2:13.181
3 -	2:15.916	8 - 2:14.470
4 -	2:15.413	
5 -	2:13.477	
<b>67</b>	<b>Jonathan TWIDALE</b>	Citroen 2CV
1 -	3:43.134	6 - 2:16.352
2 -	2:21.618	7 - 2:15.897
3 -	2:18.390	8 - <b>2:15.091</b>
4 -	2:17.511	
5 -	2:17.606	

Car 7 - Transponder still not working - Fix or you will NOT BE TIMED !!!  
Weather / Track : Cloudy / Dry

Cadwell Park  
Circuit Length = 2.1730 miles.  
Start: 10:56 End: 11:11


**2CVParts.com Championship  
QUALIFYING LAP ANALYSIS - RACE 6**

(contd.)

<b>91</b>	<b>Simon LEITH</b>	Citroen 2CV
1 - 4:30.547	6 - <b>2:09.763</b>	
2 - 2:14.697	7 - 2:12.152	
3 - 2:17.856		
4 - 2:11.777		
5 - 2:10.568		

**Car 7 - Transponder still not working - Fix or you will NOT BE TIMED !!!**  
Weather / Track : Cloudy / Dry

**2CVParts.com Championship  
GRID - RACE 6**

ROW 8		2:16.346 30 THOMPSON	
ROW 7	2:15.091 67 TWIDALE		2:14.582 15 WILLIAMS
ROW 6	2:13.586 6 SMITH	2:13.117 20 BROCKLEBANK	
ROW 5	2:12.623 10 HOLLIS		2:12.477 48 CHALLANDER
ROW 4	2:11.878 13 FRITCHLEY	2:11.651 5 MCLAUGHLIN	
ROW 3	2:11.435 4 COWLING		2:11.063 9 HOLLIS
ROW 2	2:10.543 7 PANAS	2:09.763 91 LEITH	
ROW 1	2:09.429 8 ADNITT		2:08.655 28 SPARROW
<b>POLE</b>			
			

**Car 7 - Transponder still not working - Fix or you will NOT BE TIMED !!!**

**Weather / Track : Cloudy / Dry**

**These results are provisional until the conclusion of any judicial and technical matters.**

Cadwell Park

Circuit Length = 2.1730 miles.

Start: 10:56 End: 11:11

Clerk of Course		Timekeeper:
-----------------	--	-------------

# Ace Vehicle / Hillside Sports Saloon Championship

## QUALIFYING - RACE 7

POS	NO	CL	DRIVER	NAT	CAR	TIME	LAPS	GAP	MPH
1	71	E	Robert PRITCHARD		Caterham Vauxhall	1:37.525	6		80.21
2	72	E	Mark PRIMETT		Banks Europa	1:37.737	10	0.212	80.03
3	38	B	Kevin CRYER		Caterham Seven	1:40.276	10	2.751	78.01
4	70	F	Richard WINTER		Banks Europa TC	1:41.368	10	3.843	77.17
5	90	C	Chris MARIES		Locost Ninja	1:41.502	8	3.977	77.07
6	79	B	Graham TAYLOR		Westfield SE	1:43.064	8	5.539	75.90
7	52	C	Graeme SMITH		Caterham	1:46.961	8	9.436	73.13
8	55	B	Peter WANN		Westfield SE1	1:49.979	9	12.454	71.13
9	30	D	Shane CRUMPLER		Nissan Sunny GTI-R	1:51.546	8	14.021	70.13
10	34	F	Phil HALL		Banks Europa	1:51.844	9	14.319	69.94
11	74	E	Nick PAKES		Banks Europa	1:54.572	2	17.047	68.27
12	24	D	Ralph UNDERWOOD		Triumph TR7 V8	1:55.834	8	18.309	67.53

Weather / Track : Cloudy / Dry

These results are provisional until the conclusion of any judicial and technical matters.

Cadwell Park

Circuit Length = 2.1730 miles.

Start: 11:18 End: 11:33

Clerk of Course

Timekeeper:

## Ace Vehicle / Hillside Sports Saloon Championship

### QUALIIFYING LAP ANALYSIS - RACE 7

<b>24</b>	<b>Ralph UNDERWOOD</b>	Triumph TR7 V8
1 -	5:09.458	6 - 1:57.392
2 -	2:09.737	7 - 1:56.298
3 -	2:02.163	8 - <b>1:55.834</b>
4 -	2:00.948	
5 -	2:00.141	
<b>30</b>	<b>Shane CRUMPLER</b>	Nissan Sunny GTI-R
1 -	5:15.272	6 - <b>1:51.546</b>
2 -	1:58.035	7 - 1:53.186
3 -	2:04.135	8 - 1:53.803
4 -	1:54.405	
5 -	1:53.502	
<b>34</b>	<b>Phil HALL</b>	Banks Europa
1 -	4:20.097	6 - 1:54.657
2 -	2:01.615	7 - 1:53.439
3 -	1:57.687	8 - 1:53.344
4 -	1:56.948	9 - <b>1:51.844</b>
5 -	1:53.986	
<b>38</b>	<b>Kevin CRYER</b>	Caterham Seven
1 -	4:15.320	6 - 1:42.055
2 -	1:48.372	7 - 1:40.374
3 -	1:42.042	8 - <b>1:40.276</b>
4 -	1:40.957	9 - 1:41.387
5 -	1:42.631	10 - 1:42.585
<b>52</b>	<b>Graeme SMITH</b>	Caterham
1 -	4:07.330	6 - 1:47.624
2 -	1:50.094	7 - 1:47.899
3 -	1:48.550	8 - <b>1:46.961</b>
4 -	1:48.117	
5 -	1:48.012	
<b>55</b>	<b>Peter WANN</b>	Westfield SE1
1 -	4:46.230	6 - 1:54.469
2 -	2:08.671	7 - 1:53.758
3 -	1:59.358	8 - 1:51.600
4 -	1:54.791	9 - <b>1:49.979</b>
5 -	1:53.184	
<b>70</b>	<b>Richard WINTER</b>	Banks Europa TC
1 -	4:10.016	6 - 1:48.550
2 -	1:49.320	7 - 1:44.358
3 -	1:44.772	8 - 1:45.878
4 -	1:44.484	9 - 1:48.335
5 -	1:43.536	10 - <b>1:41.368</b>

# Ace Vehicle / Hillside Sports Saloon Championship

## QUALIFYING LAP ANALYSIS - RACE 7

(contd.)

<b>71</b>	<b>Robert PRITCHARD</b>	Caterham Vauxhall
1 -	5:36.007	6 - <b>1:37.525</b>
2 -	2:01.449	
3 -	1:48.986	
4 -	1:56.698	
5 -	1:59.527	
<b>72</b>	<b>Mark PRIMETT</b>	Banks Europa
1 -	4:30.599	6 - 1:40.310
2 -	1:53.587	7 - 1:41.197
3 -	1:44.318	8 - 1:38.663
4 -	1:41.226	9 - 1:39.841
5 -	1:40.574	10 - <b>1:37.737</b>
<b>74</b>	<b>Nick PAKES</b>	Banks Europa
1 -	4:14.935	
2 -	<b>1:54.572</b>	
<b>79</b>	<b>Graham TAYLOR</b>	Westfield SE
1 -	4:32.955	6 - 1:43.795
2 -	2:10.460	7 - 1:44.701
3 -	4:20.587P	8 - <b>1:43.064</b>
4 -	1:56.384	
5 -	1:45.945	
<b>90</b>	<b>Chris MARIES</b>	Locost Ninja
1 -	4:05.499	6 - <b>1:41.502</b>
2 -	1:46.585	7 - 1:42.704
3 -	1:43.150	8 - 1:43.096
4 -	1:43.249	
5 -	1:43.268	

# Ace Vehicle / Hillside Sports Saloon Championship

## GRID - RACE 7

ROW 6	1:55.834 24 UNDERWOOD	1:54.572 74 PAKES
ROW 5	1:51.844 34 HALL	1:51.546 30 CRUMPLER
ROW 4	1:49.979 55 WANN	1:46.961 52 SMITH
ROW 3	1:43.064 79 TAYLOR	1:41.502 90 MARIES
ROW 2	1:41.368 70 WINTER	1:40.276 38 CRYER
ROW 1	1:37.737 72 PRIMETT	1:37.525 71 PRITCHARD
	POLE	

Weather / Track : Cloudy / Dry

These results are provisional until the conclusion of any judicial and technical matters.

Cadwell Park  
 Circuit Length = 2.1730 miles.  
 Start: 11:18 End: 11:33

Clerk of Course	Timekeeper:
-----------------	-------------

## Caterham Graduate Championship - Mega Graduate Class

### QUALIFYING - RACE 8

POS	NO	CL	DRIVER	NAT	CAR	TIME	LAPS	GAP	MPH
1	14		Guy HALLEY		Caterham	1:37.723	10		80.05
2	2		Martin AMISON		Caterham	1:39.484	10	1.761	78.63
3	8		Paul HUDSON		Caterham	1:39.659	9	1.936	78.49
4	11		Jamie ELLWOOD		Caterham	1:39.778	10	2.055	78.40
5	9		Mike WELBURN		Caterham	1:40.014	10	2.291	78.21
6	38		Matthew GILLBANKS		Caterham	1:40.104	10	2.381	78.14
7	31		James WALKER		Caterham	1:40.173	10	2.450	78.09
8	19		Tim JUMP		Caterham	1:40.259	10	2.536	78.02
9	5		Stuart SIMPSON		Caterham	1:40.298	10	2.575	77.99
10	32		Declan DOLAN		Caterham	1:40.349	10	2.626	77.95
11	13		Michael FESEMEYER		Caterham	1:40.424	10	2.701	77.89
12	28		Chris FOX		Caterham	1:40.590	9	2.867	77.76
13	27		James BARLOW		Caterham	1:40.765	10	3.042	77.63
14	4		Nick FROST		Caterham	1:41.182	9	3.459	77.31
15	49		Simon WEDGEWOOD		Caterham	1:41.190	10	3.467	77.30
16	47		David O'CARROLL		Caterham	1:41.430	10	3.707	77.12
17	44		Riki NASH		Caterham	1:41.900	10	4.177	76.76
18	22		Danny NASH		Caterham	1:42.447	7	4.724	76.35
19	37		Toby BRIANT		Caterham	1:42.771	10	5.048	76.11
20	16		Ian NOBLE		Caterham	1:43.252	9	5.529	75.76
21	36		Alison FORMSTONE		Caterham	1:43.308	8	5.585	75.72
22	33		Ian ATKINSON		Caterham	1:43.326	9	5.603	75.71
23	17		Tom OVERTON		Caterham	1:43.640	10	5.917	75.48
24	21		Keith PENNINGTON		Caterham	1:44.075	9	6.352	75.16
25	30		Bob WILSON		Caterham	1:44.684	8	6.961	74.72
26	24		Nick WOODS		Caterham	1:46.432	9	8.709	73.50
27	25		Neil GILL		Caterham	1:47.014	9	9.291	73.10
28	40		Chris AWCOCK		Caterham	1:47.704	9	9.981	72.63
29	23		Louis REDSHAW		Caterham	1:49.638	8	11.915	71.35

**Cars 11, 25 ,32,36 & 49 - Transponders not working - Fix or YOU WILL NOT BE TIMED !!!**  
**Weather / Track : Cloudy / Dry**  
**These results are provisional until the conclusion of any judicial and technical matters.**

Cadwell Park  
 Circuit Length = 2.1730 miles.  
 Start: 11:39 End: 11:54

Clerk of Course	Timekeeper:
-----------------	-------------

## Caterham Graduate Championship - Mega Graduate Class

### QUALIFYING LAP ANALYSIS - RACE 8

<b>2</b>	<b>Martin AMISON</b>	Caterham
1 -	2:57.073	6 - 1:40.504
2 -	1:45.069	7 - 1:40.360
3 -	1:42.599	8 - <b>1:39.484</b>
4 -	1:41.874	9 - 1:40.505
5 -	1:40.845	10 - 1:48.254
<b>4</b>	<b>Nick FROST</b>	Caterham
1 -	3:30.605	6 - <b>1:41.182</b>
2 -	2:23.370	7 - 1:42.127
3 -	1:43.737	8 - 1:42.795
4 -	1:43.336	9 - 1:41.422
5 -	1:43.542	
<b>5</b>	<b>Stuart SIMPSON</b>	Caterham
1 -	2:57.730	6 - 1:40.496
2 -	1:45.049	7 - <b>1:40.298</b>
3 -	1:40.764	8 - 1:41.076
4 -	1:41.024	9 - 1:40.848
5 -	1:40.799	10 - 1:46.373
<b>8</b>	<b>Paul HUDSON</b>	Caterham
1 -	3:08.632	6 - 1:39.817
2 -	1:45.298	7 - <b>1:39.659</b>
3 -	1:40.500	8 - 1:43.685
4 -	1:40.643	9 - 1:43.856
5 -	1:40.008	
<b>9</b>	<b>Mike WELBURN</b>	Caterham
1 -	3:01.583	6 - <b>1:40.014</b>
2 -	1:44.355	7 - 1:40.294
3 -	1:43.509	8 - 1:41.577
4 -	1:43.314	9 - 1:44.453
5 -	1:40.522	10 - 1:40.551
<b>11</b>	<b>Jamie ELLWOOD</b>	Caterham
1 -	3:16.655	6 - 1:40.696
2 -	1:49.040	7 - 1:41.542
3 -	1:45.939	8 - <b>1:39.778</b>
4 -	1:41.874	9 - 1:40.431
5 -	1:46.995	10 - 1:40.394
<b>13</b>	<b>Michael FESEMEYER</b>	Caterham
1 -	3:29.094	6 - 1:42.793
2 -	1:51.901	7 - 1:40.789
3 -	1:44.977	8 - 1:42.286
4 -	1:40.861	9 - 1:42.165
5 -	1:41.433	10 - <b>1:40.424</b>

# Caterham Graduate Championship - Mega Graduate Class

## QUALIFYING LAP ANALYSIS - RACE 8

(contd.)

<b>14</b>	<b>Guy HALLEY</b>	Caterham
1 -	3:09.853	6 - 1:38.810
2 -	1:42.659	7 - <b>1:37.723</b>
3 -	1:39.840	8 - 1:38.466
4 -	1:38.961	9 - 1:40.134
5 -	1:38.592	10 - 1:39.102
<b>16</b>	<b>Ian NOBLE</b>	Caterham
1 -	3:38.944	6 - <b>1:43.252</b>
2 -	2:07.339	7 - 1:43.887
3 -	1:44.236	8 - 1:43.858
4 -	1:43.419	9 - 1:43.463
5 -	1:44.629	
<b>17</b>	<b>Tom OVERTON</b>	Caterham
1 -	3:18.433	6 - 1:44.237
2 -	1:48.082	7 - 1:44.174
3 -	1:45.964	8 - 1:44.975
4 -	1:43.822	9 - 1:45.030
5 -	1:45.134	10 - <b>1:43.640</b>
<b>19</b>	<b>Tim JUMP</b>	Caterham
1 -	3:02.168	6 - 1:40.942
2 -	1:44.453	7 - <b>1:40.259</b>
3 -	1:43.319	8 - 1:41.155
4 -	1:41.106	9 - 1:41.966
5 -	1:41.850	10 - 1:41.395
<b>21</b>	<b>Keith PENNINGTON</b>	Caterham
1 -	3:32.143	6 - 1:46.461
2 -	1:57.292	7 - 1:59.937
3 -	1:45.699	8 - 1:44.784
4 -	1:44.899	9 - <b>1:44.075</b>
5 -	1:45.019	
<b>22</b>	<b>Danny NASH</b>	Caterham
1 -	3:15.656	6 - 1:42.792
2 -	1:47.749	7 - 1:44.347
3 -	1:45.237	
4 -	1:43.463	
5 -	<b>1:42.447</b>	
<b>23</b>	<b>Louis REDSHAW</b>	Caterham
1 -	3:39.421	6 - <b>1:49.638</b>
2 -	2:01.767	7 - 1:50.309
3 -	1:52.254	8 - 1:49.860
4 -	1:50.125	
5 -	1:50.359	

Cars 11, 25, 32, 36 & 49 - Transponders not working - Fix or YOU WILL NOT BE TIMED !!!  
Weather / Track : Cloudy / Dry

Cadwell Park  
Circuit Length = 2.1730 miles.  
Start: 11:39 End: 11:54

## Caterham Graduate Championship - Mega Graduate Class QUALIFYING LAP ANALYSIS - RACE 8

(contd.)

<b>24</b>	<b>Nick WOODS</b>	Caterham
1 - 3:31.678	6 - <b>1:46.432</b>	
2 - 2:00.494	7 - 1:46.952	
3 - 1:50.847	8 - 1:50.524	
4 - 1:49.550	9 - 2:10.244	
5 - 1:49.810		
<b>25</b>	<b>Neil GILL</b>	Caterham
1 - 3:22.480	6 - 1:49.462	
2 - 1:54.911	7 - 1:49.782	
3 - 1:51.208	8 - 1:48.100	
4 - 1:51.218	9 - <b>1:47.014</b>	
5 - 1:48.018		
<b>27</b>	<b>James BARLOW</b>	Caterham
1 - 3:13.202	6 - 1:42.555	
2 - 2:00.388	7 - 1:41.219	
3 - 1:50.369	8 - 1:42.078	
4 - 1:42.113	9 - 1:41.909	
5 - 1:43.135	10 - <b>1:40.765</b>	
<b>28</b>	<b>Chris FOX</b>	Caterham
1 - 3:09.631	6 - 1:40.876	
2 - 1:44.690	7 - 1:40.836	
3 - <b>1:40.590</b>	8 - 1:41.442	
4 - 1:41.517	9 - 1:42.154	
5 - 1:40.682		
<b>30</b>	<b>Bob WILSON</b>	Caterham
1 - 3:23.194	6 - 1:45.855	
2 - 1:48.865	7 - 1:46.260	
3 - <b>1:44.684</b>	8 - 1:45.871	
4 - 4:11.100		
5 - 1:45.050		
<b>31</b>	<b>James WALKER</b>	Caterham
1 - 2:56.236	6 - 1:40.274	
2 - 1:46.662	7 - <b>1:40.173</b>	
3 - 1:42.629	8 - 1:41.668	
4 - 1:41.934	9 - 1:41.040	
5 - 1:40.807	10 - 1:44.292	
<b>32</b>	<b>Declan DOLAN</b>	Caterham
1 - 2:59.205	6 - <b>1:40.349</b>	
2 - 1:44.375	7 - 1:41.976	
3 - 1:41.697	8 - 1:40.785	
4 - 1:40.966	9 - 1:40.784	
5 - 1:41.692	10 - 1:44.899	

## Caterham Graduate Championship - Mega Graduate Class QUALIFYING LAP ANALYSIS - RACE 8

(contd.)

<b>33</b>	<b>Ian ATKINSON</b>	Caterham
1 -	3:14.146	6 - 1:59.056
2 -	1:48.386	7 - 1:44.064
3 -	1:45.887	8 - 1:46.253
4 -	1:45.059	9 - 1:45.871
5 -	<b>1:43.326</b>	
<b>36</b>	<b>Alison FORMSTONE</b>	Caterham
1 -	3:26.232	6 - 1:45.433
2 -	1:52.260	7 - <b>1:43.308</b>
3 -	1:46.764	8 - 1:44.184
4 -	1:44.559	
5 -	1:45.846	
<b>37</b>	<b>Toby BRIANT</b>	Caterham
1 -	3:21.990	6 - 1:42.818
2 -	1:49.513	7 - 1:44.657
3 -	1:44.511	8 - <b>1:42.771</b>
4 -	1:44.031	9 - 1:44.953
5 -	1:43.071	10 - 1:43.811
<b>38</b>	<b>Matthew GILLBANKS</b>	Caterham
1 -	2:59.838	6 - 1:40.558
2 -	1:44.224	7 - 1:40.993
3 -	1:45.130	8 - 1:41.545
4 -	1:40.788	9 - <b>1:40.104</b>
5 -	1:40.789	10 - 1:43.935
<b>40</b>	<b>Chris AWCOCK</b>	Caterham
1 -	3:33.567	6 - 1:47.993
2 -	2:03.252	7 - 1:47.779
3 -	1:49.556	8 - <b>1:47.704</b>
4 -	1:49.460	9 - 1:56.016
5 -	1:48.732	
<b>44</b>	<b>Riki NASH</b>	Caterham
1 -	3:14.481	6 - <b>1:41.900</b>
2 -	1:44.551	7 - 1:42.889
3 -	1:42.529	8 - 1:42.328
4 -	1:42.611	9 - 1:42.811
5 -	1:42.679	10 - 1:42.601
<b>47</b>	<b>David O'CARROLL</b>	Caterham
1 -	3:14.881	6 - 1:43.064
2 -	1:48.112	7 - 1:45.741
3 -	1:44.525	8 - 1:41.815
4 -	1:44.249	9 - <b>1:41.430</b>
5 -	1:42.421	10 - 1:41.714

# Caterham Graduate Championship - Mega Graduate Class

## QUALIFYING LAP ANALYSIS - RACE 8

(contd.)


<b>49</b>	<b>Simon WEDGEWOOD</b>	Caterham
1 - 3:25.701	6 - 1:44.067	
2 - 1:47.516	7 - <b>1:41.190</b>	
3 - 1:44.406	8 - 1:42.115	
4 - 1:46.902	9 - 1:43.329	
5 - 1:43.826	10 - 1:44.086	

# Caterham Graduate Championship - Qualifying Race

## GRID - RACE 1

ROW 17		
ROW 16		
ROW 15	124 SCANNELL	115 CRONSHAW
ROW 14	123 NORTHEN	111 RICHARDS
ROW 13	169 CLARKE	117 HAWKEN
ROW 12	181 BERRY	118 ROWLAND
ROW 11	125 WALTHAM	157 ROCKEY
ROW 10	139 FLETCHER	137 BENNETT
ROW 9	113 ROSAMOND	129 PARKER
ROW 8	188 ROME	116 GOSS
ROW 7	191 CAMPBELL	120 FORD
ROW 6		
ROW 5	23 REDSHAW	40 AWCOCK
ROW 4	25 GILL	24 WOODS
ROW 3	30 WILSON	21 PENNINGTON
ROW 2	17 OVERTON	33 ATKINSON
ROW 1	36 FORMSTONE	16 NOBLE

POLE



Weather / Track : Sunny / Dry  
 These results are provisional until the conclusion of any judicial and technical matters.

Cadwell Park  
 Circuit Length = 2.1730 miles.

Clerk of Course	Timekeeper:
-----------------	-------------

# Caterham Graduate Championship - Qualifying Race

## RACE CLASSIFICATION - RACE 1

POS	NO	CL	DRIVER	NAT	CAR	TIME	LAPS	GAP	MPH	BEST
1	16		Ian NOBLE		Caterham	20:49.367	12		75.13	1:42.719
2	21		Keith PENNINGTON		Caterham	20:52.633	12	3.266	74.94	1:42.885
3	17		Tom OVERTON		Caterham	20:54.078	12	4.711	74.85	1:42.830
4	30		Bob WILSON		Caterham	21:03.481	12	14.114	74.29	1:43.325
5	33		Ian ATKINSON		Caterham	21:04.232	12	14.865	74.25	1:43.979
6	137		Carl BENNETT		Caterham	21:14.270	12	24.903	73.66	1:42.716
7	24		Nick WOODS		Caterham	21:15.280	12	25.913	73.61	1:44.079
8	25		Neil GILL		Caterham	21:16.609	12	27.242	73.53	1:44.565
9	120		Roger FORD		Caterham	21:16.963	12	27.596	73.51	1:42.847
10	129		John PARKER		Caterham	21:17.106	12	27.739	73.50	1:42.915
11	36		Alison FORMSTONE		Caterham	21:24.840	12	35.473	73.06	1:43.117
12	139		Simon FLETCHER		Caterham	21:29.137	12	39.770	72.81	1:43.481
13	188		Chris ROME		Caterham	21:31.381	12	42.014	72.69	1:43.986
14	113		Damon ROSAMOND		Caterham	21:33.879	12	44.512	72.55	1:44.069
15	191		Joe CAMPBELL		Caterham	21:39.843	12	50.476	72.21	1:44.550
16	157		Ben ROCKEY		Caterham	21:40.036	12	50.669	72.20	1:42.876
17	111		Nigel RICHARDS		Caterham	21:45.158	12	55.791	71.92	1:45.051
18	181		David BERRY		Caterham	21:46.430	12	57.063	71.85	1:45.306
19	116		Martin GOSS		Caterham	21:46.618	12	57.251	71.84	1:43.201
20	125		Matt WALTHAM		Caterham	21:46.974	12	57.607	71.82	1:44.083
21	117		Andrew HAWKEN		Caterham	21:48.008	12	58.641	71.76	1:44.566
22	124		Rick SCANNELL		Caterham	21:48.170	12	58.803	71.75	1:44.574
23	123		Ian NORTHEN		Caterham	21:48.485	12	59.118	71.74	1:44.133
24	118		Michael ROWLAND		Caterham	21:50.422	12	1:01.055	71.63	1:44.820
25	115		Daniel CRONSHAW		Caterham	22:27.424	12	1:38.057	69.66	1:48.826
26	23		Louis REDSHAW		Caterham	20:57.519	10	2 LAPS	62.20	1:45.803

### NOT CLASSIFIED

169	Trevor CLARKE	Caterham	14:52.076	8	D.N.F.	70.15	1:44.929
40	Chris AWCOCK	Caterham	3:43.087	2	D.N.F.	70.13	1:46.040

### FASTEST LAP

137	Carl BENNETT	Caterham	1:42.716	9	76.16mph	122.56kph
-----	--------------	----------	----------	---	----------	-----------

Weather / Track : Cloudy / Dry

These results are provisional until the conclusion of any judicial and technical matters.

Cadwell Park  
Circuit Length = 2.1730 miles.  
Start: 13:17 End: 13:38

Clerk of Course	Timekeeper:
-----------------	-------------

# Caterham Graduate Championship - Qualifying Race

## LAP CHART - RACE 1

Lap 1			Lap 2			Lap 3			Lap 4			Lap 5		
No	Behind	Laptime	No	Behind	Laptime	No	Behind	Laptime	No	Behind	Laptime	No	Behind	Laptime
16		1:51.010	16		1:43.369	16		1:42.719	16		1:42.831	16		1:42.976
36	1.384	1:52.394	36	1.724	1:43.709	36	2.122	1:43.117	36	3.098	1:43.807	21	4.664	1:44.226
33	1.751	1:52.761	21	2.253	1:43.620	21	2.428	1:42.894	21	3.414	1:43.817	36	6.068	1:45.946
21	2.002	1:53.012	33	3.400	1:45.018	17	4.685	1:43.658	17	4.684	1:42.830	17	6.174	1:44.466
17	2.461	1:53.471	17	3.746	1:44.654	33	5.641	1:44.960	33	6.789	1:43.979	33	8.458	1:44.645
24	3.285	1:54.295	24	5.385	1:45.469	24	7.495	1:44.829	30	8.525	1:43.746	30	9.046	1:43.497
25	4.278	1:55.288	30	6.511	1:45.157	30	7.610	1:43.818	24	10.110	1:45.446	24	13.153	1:46.019
30	4.723	1:55.733	25	7.666	1:46.757	25	10.901	1:45.954	25	14.031	1:45.961	25	16.952	1:45.897
23	5.700	1:56.710	23	8.134	1:45.803	120	20.071	1:45.318	120	21.827	1:44.587	120	24.301	1:45.450
40	6.037	1:57.047	40	8.708	1:46.040	129	24.593	1:44.863	129	25.912	1:44.150	129	26.563	1:43.627
120	16.632	2:07.642	120	17.472	1:44.209	137	25.293	1:44.907	137	26.351	1:43.889	137	27.152	1:43.777
191	20.062	2:11.072	191	22.235	1:45.542	191	26.975	1:47.459	191	29.277	1:45.133	191	31.942	1:45.641
129	20.263	2:11.273	129	22.449	1:45.555	188	28.395	1:46.196	188	29.761	1:44.197	188	32.108	1:45.323
137	20.607	2:11.617	137	23.105	1:45.867	125	29.531	1:46.831	113	30.853	1:44.069	113	32.724	1:44.847
188	21.119	2:12.129	157	24.059	1:45.211	113	29.615	1:46.053	125	31.676	1:44.976	139	33.079	1:44.143
116	21.542	2:12.552	188	24.918	1:47.168	139	29.966	1:45.828	139	31.912	1:44.777	181	37.090	1:45.400
157	22.217	2:13.227	125	25.419	1:45.898	181	30.712	1:45.477	117	34.386	1:45.540	157	37.604	1:45.573
113	22.672	2:13.682	113	26.281	1:46.978	117	31.677	1:46.393	181	34.666	1:46.785	118	38.598	1:46.305
125	22.890	2:13.900	139	26.857	1:47.129	118	31.984	1:46.247	157	35.007	1:45.001	116	39.248	1:46.050
139	23.097	2:14.107	181	27.954	1:46.148	157	32.837	1:51.497	118	35.269	1:46.116	117	39.973	1:48.563
117	24.752	2:15.762	117	28.003	1:46.620	111	33.141	1:46.398	111	35.871	1:45.561	111	40.325	1:47.430
118	24.852	2:15.862	118	28.456	1:46.973	123	34.445	1:46.664	116	36.174	1:43.201	123	41.855	1:46.601
181	25.175	2:16.185	111	29.462	1:46.913	124	35.238	1:46.429	124	37.623	1:45.216	124	42.622	1:47.975
123	25.347	2:16.357	123	30.500	1:48.522	116	35.804	1:45.392	123	38.230	1:46.616	125	43.024	1:54.324
111	25.918	2:16.928	124	31.528	1:48.231	169	44.588	1:48.034	169	48.270	1:46.513	169	52.446	1:47.152
124	26.666	2:17.676	116	33.131	1:54.958	115	48.551	1:52.084	115	54.628	1:48.908	115	1:00.606	1:48.954
115	30.949	2:21.959	115	39.186	1:51.606	23	55.684	2:30.269	23	1:23.281	2:10.428			
169	36.462	2:27.472	169	39.273	1:46.180									

# Caterham Graduate Championship - Qualifying Race

## LAP CHART - RACE 1

(contd.)

Lap 6			Lap 7			Lap 8			Lap 9			Lap 10		
No	Behind	Laptime	No	Behind	Laptime	No	Behind	Laptime	No	Behind	Laptime	No	Behind	Laptime
16		1:43.782	16		1:43.606	16		1:43.377	16		1:42.931	16		1:43.296
23	1 LAP	2:07.523	21	3.797	1:42.997	21	3.305	1:42.885	21	3.445	1:43.071	21	3.495	1:43.346
21	4.406	1:43.524	17	7.983	1:44.530	17	7.815	1:43.209	17	8.359	1:43.475	17	8.196	1:43.133
17	7.059	1:44.667	30	10.030	1:45.047	30	10.700	1:44.047	30	11.293	1:43.524	30	14.015	1:46.018
36	8.195	1:45.909	33	10.748	1:44.928	33	11.548	1:44.177	33	13.074	1:44.457	33	14.493	1:44.715
30	8.589	1:43.325	36	12.942	1:48.353	36	17.043	1:47.478	36	20.493	1:46.381	36	24.900	1:47.703
33	9.426	1:44.750	24	19.517	1:46.737	24	21.858	1:45.718	24	24.673	1:45.746	24	25.456	1:44.079
24	16.386	1:47.015	25	21.164	1:46.208	25	22.891	1:45.104	25	25.491	1:45.531	25	26.760	1:44.565
25	18.562	1:45.392	120	24.939	1:44.434	129	26.806	1:45.144	137	27.318	1:42.716	137	27.340	1:43.318
120	24.111	1:43.592	129	25.039	1:42.915	137	27.533	1:44.723	129	28.156	1:44.281	129	28.063	1:43.203
129	25.730	1:42.949	137	26.187	1:43.340	120	27.864	1:46.302	120	28.778	1:43.845	120	28.329	1:42.847
137	26.453	1:43.083	23	1 LAP	2:06.926	188	37.391	1:45.012	188	38.446	1:43.986	188	39.328	1:44.178
191	34.057	1:45.897	188	35.756	1:44.920	113	38.183	1:45.140	139	40.011	1:44.254	139	40.196	1:43.481
188	34.442	1:46.116	113	36.420	1:44.834	139	38.688	1:44.730	113	40.673	1:45.421	157	41.815	1:44.112
113	35.192	1:46.250	139	37.335	1:45.400	157	41.054	1:43.260	157	40.999	1:42.876	113	42.477	1:45.100
139	35.541	1:46.244	191	40.740	1:50.289	191	43.995	1:46.632	191	45.614	1:44.550	191	48.325	1:46.007
157	41.134	1:47.312	157	41.171	1:43.643	181	45.948	1:46.406	181	48.953	1:45.936	111	53.097	1:47.006
181	41.219	1:47.911	181	42.919	1:45.306	111	47.267	1:46.126	111	49.387	1:45.051	181	54.047	1:48.390
117	41.756	1:45.565	116	43.650	1:45.322	116	47.586	1:47.313	116	49.523	1:44.868	116	54.485	1:48.258
118	41.768	1:46.952	111	44.518	1:45.574	118	47.787	1:46.604	118	49.793	1:44.937	117	56.078	1:48.949
116	41.934	1:46.468	118	44.560	1:46.398	117	48.790	1:45.464	117	50.425	1:44.566	125	56.479	1:46.263
111	42.550	1:46.007	123	45.629	1:46.477	124	51.098	1:47.560	125	53.512	1:45.197	124	57.098	1:45.818
123	42.758	1:44.685	117	46.703	1:48.553	125	51.246	1:47.290	124	54.576	1:46.409	123	58.244	1:46.129
124	44.455	1:45.615	124	46.915	1:46.066	23	1 LAP	2:07.513	123	55.411	1:46.521	118	1:00.588	1:54.091
125	45.440	1:46.198	125	47.333	1:45.499	123	51.821	1:49.569	23	1 LAP	2:04.221	115	1:29.720	1:49.063
169	54.828	1:46.164	169	56.854	1:45.632	169	58.406	1:44.929	115	1:23.953	1:50.106	23	1 LAP	2:00.702
115	1:05.831	1:49.007	115	1:11.209	1:48.984	115	1:16.778	1:48.946						

# Caterham Graduate Championship - Qualifying Race

## LAP CHART - RACE 1

(contd.)

Lap 11			Lap 12			Lap 13			Lap 14			Lap 15		
No	Behind	Laptime	No	Behind	Laptime	No	Behind	Laptime	No	Behind	Laptime	No	Behind	Laptime
16		1:43.169	16		1:46.301									
21	3.742	1:43.416	21	3.266	1:45.825									
17	8.174	1:43.147	17	4.711	1:42.838									
30	15.709	1:44.863	23	2 LAPS	2:07.424									
33	16.486	1:45.162	30	14.114	1:44.706									
24	27.148	1:44.861	33	14.865	1:44.680									
137	27.681	1:43.510	137	24.903	1:43.523									
25	28.839	1:45.248	24	25.913	1:45.066									
120	29.519	1:44.359	25	27.242	1:44.704									
129	30.271	1:45.377	120	27.596	1:44.378									
36	32.864	1:51.133	129	27.739	1:43.769									
139	41.578	1:44.551	36	35.473	1:48.910									
188	42.326	1:46.167	139	39.770	1:44.493									
157	42.662	1:44.016	188	42.014	1:45.989									
113	43.534	1:44.226	113	44.512	1:47.279									
191	51.165	1:46.009	191	50.476	1:45.612									
111	55.670	1:45.742	157	50.669	1:54.308									
116	56.001	1:44.685	111	55.791	1:46.422									
181	57.058	1:46.180	181	57.063	1:46.306									
125	57.393	1:44.083	116	57.251	1:47.551									
117	58.041	1:45.132	125	57.607	1:46.515									
124	58.503	1:44.574	117	58.641	1:46.901									
123	59.208	1:44.133	124	58.803	1:46.601									
118	1:02.239	1:44.820	123	59.118	1:46.211									
115	1:35.377	1:48.826	118	1:01.055	1:45.117									
			115	1:38.057	1:48.981									

# Caterham Graduate Championship - Super Graduate Class

## GRID - RACE 5

ROW 14	125	WALTHAM	116	GOSS
ROW 13	181	BERRY	111	RICHARDS
ROW 12	157	ROCKEY	191	CAMPBELL
ROW 11	113	ROSAMOND	188	ROME
ROW 10	139	FLETCHER	129	PARKER
ROW 9	120	FORD	137	BENNETT
ROW 8	190	ROBERTS	106	ELLIOTT
ROW 7	131	VIOLETT	105	MOLSOM
ROW 6	196	BASHALL	155	SMITH
ROW 5	183	SYKES	141	BENSON
ROW 4	110	CHANTER	166	HUNT
ROW 3	199	VICKERS	112	GREGORY
ROW 2	177	BOAKES	168	NEWMAN
ROW 1	175	SHAW	109	ENNIS
POLE				



Weather / Track : Cloudy / Dry  
 These results are provisional until the conclusion of any judicial and technical matters.

Cadwell Park  
 Circuit Length = 2.1730 miles.

Clerk of Course	Timekeeper:
-----------------	-------------

## 2CVParts.com Championship RACE CLASSIFICATION - RACE 2

POS	NO	CL	DRIVER	NAT	CAR	TIME	LAPS	GAP	MPH	BEST
1	28		Peter SPARROW		Citroen 2CV	21:51.628	10		59.64	2:08.519
2	8		Gary ADNITT		Citroen 2CV	21:52.182	10	0.554	59.61	2:09.694
3	9		Richard HOLLIS		Citroen 2CV	22:14.695	10	23.067	58.61	2:10.611
4	7		Steve PANAS		Citroen 2CV	22:15.110	10	23.482	58.59	2:10.957
5	4		Wayne COWLING		Citroen 2CV	22:15.216	10	23.588	58.58	2:10.712
6	91		Simon LEITH		Citroen 2CV	22:15.819	10	24.191	58.56	2:10.648
7	10		Matthew HOLLIS		Citroen 2CV	22:17.430	10	25.802	58.49	2:10.699
8	5		Shaun MCLAUGHLIN		Citroen 2CV	22:17.661	10	26.033	58.48	2:10.865
9	13		Sammie FRITCHLEY		Citroen 2CV	22:19.191	10	27.563	58.41	2:11.123
10	48		Christian CALLANDER		Citroen 2CV	22:19.919	10	28.291	58.38	2:10.785
11	6		Andrew SMITH		Citroen 2CV	22:37.976	10	46.348	57.60	2:11.514
12	15		Trevor WILLIAMS		Citroen 2CV	22:42.299	10	50.671	57.42	2:13.436
13	20		Aubrey BROCKLEBANK		Citroen 2CV	22:43.448	10	51.820	57.37	2:13.958
14	67		Jonathan TWIDALE		Citroen 2CV	23:04.957	10	1:13.329	56.48	2:14.637
15	30		Christie THOMPSON		Citroen 2CV	23:04.982	10	1:13.354	56.48	2:16.131
16	32		Derek COGHILL		Citroen 2CV	23:45.306	10	1:53.678	54.88	2:18.117
FASTEST LAP										
	28		Peter SPARROW		Citroen 2CV	2:08.519	3	60.86mph		97.95kph

Car 6 - Transponder has stopped working

Weather / Track : Cloudy / Dry

These results are provisional until the conclusion of any judicial and technical matters.

Cadwell Park

Circuit Length = 2.1730 miles.

Start: 13:54 End: 14:15

Clerk of Course	Timekeeper:
-----------------	-------------

## 2CVParts.com Championship LAP CHART - RACE 2

Lap 1			Lap 2			Lap 3			Lap 4			Lap 5		
No	Behind	Laptime	No	Behind	Laptime	No	Behind	Laptime	No	Behind	Laptime	No	Behind	Laptime
8		2:20.856	8		2:10.186	28		2:08.519	28		2:10.146	28		2:11.329
28	0.139	2:20.995	28	0.091	2:10.138	8	1.437	2:10.047	8	1.236	2:09.945	8	0.237	2:10.330
48	1.916	2:22.772	48	6.701	2:14.971	7	10.078	2:11.639	7	11.933	2:12.001	7	11.689	2:11.085
7	2.304	2:23.160	7	7.049	2:14.931	48	11.651	2:13.560	48	12.290	2:10.785	48	12.062	2:11.101
4	2.893	2:23.749	91	7.431	2:13.196	91	12.300	2:13.479	91	12.802	2:10.648	91	12.980	2:11.507
5	3.840	2:24.696	4	8.004	2:15.297	4	12.498	2:13.104	4	13.064	2:10.712	4	13.411	2:11.676
91	4.421	2:25.277	9	8.849	2:13.835	9	13.381	2:13.142	9	13.846	2:10.611	9	14.462	2:11.945
9	5.200	2:26.056	5	9.374	2:15.720	10	14.067	2:12.798	10	14.620	2:10.699	5	14.994	2:11.304
10	5.826	2:26.682	10	9.879	2:14.239	5	14.300	2:13.536	5	15.019	2:10.865	10	15.744	2:12.453
13	6.537	2:27.393	13	10.315	2:13.964	13	14.683	2:12.978	13	15.660	2:11.123	13	16.590	2:12.259
20	7.725	2:28.581	20	12.003	2:14.464	20	17.357	2:13.964	6	19.373	2:11.514	6	21.558	2:13.514
15	8.588	2:29.444	6	12.317	2:12.816	6	18.005	2:14.298	20	21.529	2:14.318	15	24.234	2:13.716
30	9.528	2:30.384	15	13.266	2:14.864	15	18.557	2:13.901	15	21.847	2:13.436	20	25.336	2:15.136
6	9.687	2:30.543	30	15.792	2:16.450	30	24.062	2:16.880	67	30.035	2:15.874	30	36.304	2:16.131
32	10.390	2:31.246	67	16.633	2:15.823	67	24.307	2:16.284	30	31.502	2:17.586	67	36.900	2:18.194
67	10.996	2:31.852	32	18.321	2:18.117	32	28.317	2:18.606	32	51.673	2:33.502	32	1:00.219	2:19.875

Car 6 - Transponder has stopped working  
Weather / Track : Cloudy / Dry

Cadwell Park  
Circuit Length = 2.1730 miles.  
Start: 13:54 End: 14:15

## 2CVParts.com Championship LAP CHART - RACE 2

(contd.)

Lap 6			Lap 7			Lap 8			Lap 9			Lap 10		
No	Behind	Laptime	No	Behind	Laptime	No	Behind	Laptime	No	Behind	Laptime	No	Behind	Laptime
28		2:10.295	28		2:10.037	28		2:10.080	28		2:10.300	28		2:09.789
8	0.890	2:10.948	8	0.679	2:09.826	8	0.621	2:10.022	8	0.649	2:10.328	8	0.554	2:09.694
7	12.996	2:11.602	7	16.556	2:13.597	9	19.000	2:12.101	9	20.103	2:11.403	9	23.067	2:12.753
48	13.334	2:11.567	9	16.979	2:11.392	48	19.218	2:11.570	48	20.195	2:11.277	7	23.482	2:12.007
4	14.073	2:10.957	4	17.191	2:13.155	4	19.584	2:12.473	4	20.389	2:11.105	4	23.588	2:12.988
91	14.799	2:12.114	48	17.728	2:14.431	7	20.607	2:14.131	7	21.264	2:10.957	91	24.191	2:11.659
9	15.624	2:11.457	91	18.346	2:13.584	91	21.133	2:12.867	91	22.321	2:11.488	10	25.802	2:12.672
5	16.431	2:11.732	10	19.469	2:12.285	10	21.691	2:12.302	10	22.919	2:11.528	5	26.033	2:12.425
10	17.221	2:11.772	5	19.965	2:13.571	5	22.160	2:12.275	5	23.397	2:11.537	13	27.563	2:13.287
13	17.789	2:11.494	13	20.510	2:12.758	13	22.726	2:12.296	13	24.065	2:11.639	48	28.291	2:17.885
6	24.752	2:13.489	6	29.018	2:14.303	6	32.926	2:13.988	6	37.378	2:14.752	6	46.348	2:18.759
15	28.072	2:14.133	20	33.572	2:14.586	20	40.822	2:17.330	15	44.948	2:14.097	15	50.671	2:15.512
20	29.023	2:13.982	15	33.992	2:15.957	15	41.151	2:17.239	20	47.651	2:17.129	20	51.820	2:13.958
30	46.404	2:20.395	67	51.190	2:14.637	67	57.631	2:16.521	67	1:04.592	2:17.261	67	1:13.329	2:18.526
67	46.590	2:19.985	30	52.913	2:16.546	30	59.976	2:17.143	30	1:06.002	2:16.326	30	1:13.354	2:17.141
32	1:10.949	2:21.025	32	1:23.094	2:22.182	32	1:33.090	2:20.076	32	1:42.705	2:19.915	32	1:53.678	2:20.762

Car 6 - Transponder has stopped working  
Weather / Track : Cloudy / Dry

Cadwell Park  
Circuit Length = 2.1730 miles.  
Start: 13:54 End: 14:15

# Caterham Graduate Championship - Mega Graduate Class

## GRID - RACE 8

ROW 14	23 REDSHAW	36 FORMSTONE
ROW 13	25 GILL	24 WOODS
ROW 12	33 ATKINSON	30 WILSON
ROW 11	17 OVERTON	21 PENNINGTON
ROW 10	16 NOBLE	37 BRIANT
ROW 9	22 NASH	44 NASH
ROW 8	47 O'CARROLL	49 WEDGEWOOD
ROW 7	4 FROST	27 BARLOW
ROW 6	28 FOX	13 FESEMEYER
ROW 5	32 DOLAN	5 SIMPSON
ROW 4	19 JUMP	31 WALKER
ROW 3	38 GILLBANKS	9 WELBURN
ROW 2	11 ELLWOOD	8 HUDSON
ROW 1	2 AMISON	14 HALLEY
		POLE

Weather / Track : Cadwell Park  
 These results are provisional until the conclusion of any judicial and technical matters. Circuit Length = 2.1730 miles.

Clerk of Course	Timekeeper:
-----------------	-------------

# Caterham Graduate Championship - Graduate Class

## RACE CLASSIFICATION - RACE 3

POS	NO	CL	DRIVER	NAT	CAR	TIME	LAPS	GAP	MPH	BEST
1	52		Graeme SMITH		Caterham	20:00.370	11		71.68	1:47.614
2	55		Andrew SMITH		Caterham	20:00.474	11	0.104	71.68	1:47.675
3	66		Andrew OUTTERSIDE		Caterham	20:13.246	11	12.876	70.92	1:48.393
4	53		Rob DRAPER		Caterham	20:13.944	11	13.574	70.88	1:48.548
5	88		Andy COOMBS		Caterham	20:20.527	11	20.157	70.50	1:49.102
6	64		Jonathan VAMPLEW		Caterham	20:29.128	11	28.758	70.01	1:49.838
7	60		Kim RAYMENT		Caterham	20:29.743	11	29.373	69.97	1:49.107
8	58		Graham SMITH		Caterham	20:30.226	11	29.856	69.94	1:49.962
9	74		John PENNINGTON		Caterham	20:39.365	11	38.995	69.43	1:50.151
10	56		Sheila MARSHALL		Caterham	20:57.646	11	57.276	68.42	1:51.908
11	61		Darren GRAINGER		Caterham	20:58.171	11	57.801	68.39	1:51.935
12	57		Peter CANNARD		Caterham	21:13.836	11	1:13.466	67.55	1:54.369

FASTEST LAP								
52			Graeme SMITH	Caterham	1:47.614	8	72.69mph	116.98kph

Weather / Track : Cloudy / Dry

These results are provisional until the conclusion of any judicial and technical matters.

Cadwell Park

Circuit Length = 2.1730 miles.

Start: 14:27 End: 14:47

Clerk of Course	Timekeeper:
-----------------	-------------

# Caterham Graduate Championship - Graduate Class

## LAP CHART - RACE 3

Lap 1			Lap 2			Lap 3			Lap 4			Lap 5		
No	Behind	Laptime	No	Behind	Laptime	No	Behind	Laptime	No	Behind	Laptime	No	Behind	Laptime
55		1:55.862	55		1:48.740	52		1:47.700	52		1:47.860	52		1:48.349
52	0.444	1:56.306	52	0.371	1:48.667	55	1.046	1:49.117	55	1.271	1:48.085	55	0.746	1:47.824
53	1.742	1:57.604	53	2.410	1:49.408	66	3.724	1:49.278	66	5.911	1:50.047	66	7.123	1:49.561
66	2.085	1:57.947	66	2.517	1:49.172	53	4.370	1:50.031	53	7.039	1:50.529	53	7.675	1:48.985
64	3.574	1:59.436	64	6.631	1:51.797	88	9.546	1:50.405	88	11.945	1:50.259	88	13.137	1:49.541
88	3.822	1:59.684	88	7.212	1:52.130	64	10.756	1:52.196	64	12.734	1:49.838	64	14.493	1:50.108
58	4.554	2:00.416	58	7.817	1:52.003	58	11.397	1:51.651	58	13.499	1:49.962	60	14.970	1:49.782
74	5.326	2:01.188	60	9.188	1:51.550	60	12.290	1:51.173	60	13.537	1:49.107	58	15.599	1:50.449
60	6.378	2:02.240	74	9.801	1:53.215	74	12.590	1:50.860	74	14.881	1:50.151	74	17.902	1:51.370
57	8.503	2:04.365	57	14.132	1:54.369	61	22.564	1:56.424	56	29.344	1:54.382	56	34.348	1:53.353
61	9.122	2:04.984	61	14.211	1:53.829	57	22.699	1:56.638	57	30.624	1:55.785	61	35.346	1:52.937
56	9.705	2:05.567	56	15.019	1:54.054	56	22.822	1:55.874	61	30.758	1:56.054	57	37.713	1:55.438

# Caterham Graduate Championship - Graduate Class

## LAP CHART - RACE 3

(contd.)

Lap 6			Lap 7			Lap 8			Lap 9			Lap 10		
No	Behind	Laptime	No	Behind	Laptime	No	Behind	Laptime	No	Behind	Laptime	No	Behind	Laptime
52		1:48.359	55		1:48.812	52		1:47.614	52		1:47.950	52		1:48.855
55	0.221	1:47.834	52	0.089	1:49.122	55	0.615	1:48.318	55	0.340	1:47.675	55	0.139	1:48.654
66	8.192	1:49.428	53	8.918	1:49.164	53	11.022	1:49.807	66	11.783	1:48.393	53	12.434	1:48.548
53	8.787	1:49.471	66	9.287	1:50.128	66	11.340	1:49.756	53	12.741	1:49.669	66	12.503	1:49.575
88	14.106	1:49.328	88	14.648	1:49.575	88	16.664	1:49.719	88	17.816	1:49.102	88	18.498	1:49.537
60	17.099	1:50.488	60	18.757	1:50.691	64	22.063	1:50.954	60	25.979	1:51.637	64	27.540	1:50.216
64	17.160	1:51.026	64	18.812	1:50.685	60	22.292	1:51.238	64	26.179	1:52.066	60	28.687	1:51.563
58	17.942	1:50.702	58	19.435	1:50.526	58	23.129	1:51.397	58	27.111	1:51.932	58	28.879	1:50.623
74	22.890	1:53.347	74	25.349	1:51.492	74	29.574	1:51.928	74	33.235	1:51.611	74	35.603	1:51.223
56	38.767	1:52.778	56	42.248	1:52.514	56	46.801	1:52.256	56	50.759	1:51.908	56	54.295	1:52.391
61	39.284	1:52.297	61	43.291	1:53.040	61	47.929	1:52.341	61	52.328	1:52.349	61	55.408	1:51.935
57	43.811	1:54.457	57	49.674	1:54.896	57	56.410	1:54.439	57	1:02.879	1:54.419	57	1:08.621	1:54.597

# Caterham Graduate Championship - Graduate Class

## LAP CHART - RACE 3

(contd.)

Lap 11			Lap 12			Lap 13			Lap 14			Lap 15		
No	Behind	Laptime	No	Behind	Laptime	No	Behind	Laptime	No	Behind	Laptime	No	Behind	Laptime
52		1:49.588												
55	0.104	1:49.553												
66	12.876	1:49.961												
53	13.574	1:50.728												
88	20.157	1:51.247												
64	28.758	1:50.806												
60	29.373	1:50.274												
58	29.856	1:50.565												
74	38.995	1:52.980												
56	57.276	1:52.569												
61	57.801	1:51.981												
57	1:13.466	1:54.433												

# TOYO Tyres Modified Production Saloon Car Championship

## RACE CLASSIFICATION - RACE 4

POS	NO	CL	DRIVER	NAT	CAR	TIME	LAPS	GAP	MPH	BEST
1	19	A	<b>Gerry CAIN</b>		Rover SDI	17:53.171	10		72.89	1:45.261
2	1	C	<b>Gareth PORTER</b>		Peugot 205	17:58.407	10	5.236	72.54	1:46.038
3	44	C	<b>Sean HOLLAND</b>		Peugeot 205 GTI	17:59.089	10	5.918	72.49	1:46.173
4	6	C	<b>Tim SAUNDERS</b>		Honda Integra Type R	18:06.883	10	13.712	71.97	1:45.506
5	33	A	<b>Marc TAYLOR</b>		Mitsubishi Starion	18:51.262	10	58.091	69.15	1:51.368
6	71	D	<b>Denis BASSOM</b>		Toyota Corolla GT	18:57.255	10	1:04.084	68.78	1:50.870
7	84	D	<b>Colin STUBBS</b>		Rover 216GTI	19:00.605	10	1:07.434	68.58	1:52.480
NOT CLASSIFIED										
35	A	<b>Anthony WRIGHT</b>		Rover Tomcat	17:39.401	9	D.N.F.	66.45	1:55.668	
75	A	<b>Graeme ROBERTS</b>		Ford Escort Turbo	9:32.719	5	D.N.F.	68.29	1:49.474	
69	C	<b>David KNIGHT</b>		Ford Escort 2000	1:57.952	1	D.N.F.	66.32	1:57.952	
FASTEST LAP										
19	A	<b>Gerry CAIN</b>		Rover SDI	1:45.261	6	74.31mph	119.60kph		
6	C	<b>Tim SAUNDERS</b>		Honda Integra Type R	1:45.506	2	74.14mph	119.32kph		
71	D	<b>Denis BASSOM</b>		Toyota Corolla GT	1:50.870	7	70.55mph	113.55kph		

Weather / Track : Cloudy / Dry

These results are provisional until the conclusion of any judicial and technical matters.

Cadwell Park  
Circuit Length = 2.1730 miles.  
Start: 14:59 End: 15:17

Clerk of Course	Timekeeper:
-----------------	-------------

# TOYO Tyres Modified Production Saloon Car Championship

## LAP CHART - RACE 4

Lap 1			Lap 2			Lap 3			Lap 4			Lap 5		
No	Behind	Laptime	No	Behind	Laptime	No	Behind	Laptime	No	Behind	Laptime	No	Behind	Laptime
44		1:53.501	44		1:46.896	6		1:47.224	19		1:46.399	19		1:45.832
6	1.725	1:55.226	6	0.335	1:45.506	1	0.298	1:46.577	6	1.111	1:49.928	6	2.412	1:47.133
1	2.105	1:55.606	1	1.280	1:46.071	44	2.181	1:49.740	1	2.085	1:50.604	1	3.555	1:47.302
19	2.313	1:55.814	19	1.610	1:46.193	19	2.418	1:48.367	44	2.581	1:49.217	44	3.997	1:47.248
69	4.451	1:57.952	33	14.414	1:53.274	33	19.705	1:52.850	33	23.098	1:52.210	33	29.373	1:52.107
33	8.036	2:01.537	84	16.227	1:53.512	84	21.797	1:53.129	84	25.935	1:52.955	75	30.114	1:49.931
84	9.611	2:03.112	75	19.709	1:54.620	75	25.358	1:53.208	75	26.015	1:49.474	84	32.686	1:52.583
75	11.985	2:05.486	35	21.995	1:56.363	71	29.867	1:54.945	71	32.951	1:51.901	71	38.055	1:50.936
35	12.528	2:06.029	71	22.481	1:56.428	35	32.444	1:58.008	35	39.836	1:56.209	35	50.628	1:56.624
71	12.949	2:06.450												

# TOYO Tyres Modified Production Saloon Car Championship

## LAP CHART - RACE 4

(contd.)

Lap 6			Lap 7			Lap 8			Lap 9			Lap 10		
No	Behind	Laptime	No	Behind	Laptime	No	Behind	Laptime	No	Behind	Laptime	No	Behind	Laptime
19		1:45.261	19		1:45.933	19		1:46.182	19		1:45.849	19		1:47.341
6	4.136	1:46.985	6	5.098	1:46.895	6	6.129	1:47.213	1	6.438	1:46.038	1	5.236	1:46.139
1	4.467	1:46.173	1	5.202	1:46.668	1	6.249	1:47.229	44	7.086	1:46.220	44	5.918	1:46.173
44	5.294	1:46.558	44	5.975	1:46.614	44	6.715	1:46.922	6	10.304	1:50.024	6	13.712	1:50.749
33	35.480	1:51.368	33	41.560	1:52.013	33	47.318	1:51.940	33	53.621	1:52.152	33	58.091	1:51.811
84	40.982	1:53.557	84	47.944	1:52.895	84	54.242	1:52.480	71	1:00.238	1:51.067	71	1:04.084	1:51.187
71	44.858	1:52.064	71	49.795	1:50.870	71	55.020	1:51.407	84	1:01.775	1:53.382	84	1:07.434	1:53.000
35	1:03.744	1:58.377	35	1:13.740	1:55.929	35	1:23.752	1:56.194	35	1:33.571	1:55.668			

# Caterham Graduate Championship - Super Graduate Class

## RACE CLASSIFICATION - RACE 5 - AMENDED

POS	NO	CL	DRIVER	NAT	CAR	TIME	LAPS	GAP	MPH	BEST
1	109		Andrew ENNIS		Caterham	15:20.318	9		76.50	1:41.064
2	168		Trevor NEWMAN		Caterham	15:26.038	9	5.720	76.02	1:40.969
3	166		Charlie HUNT		Caterham	15:26.087	9	5.769	76.02	1:40.923
4	177		Martin BOAKES		Caterham	15:26.372	9	6.054	76.00	1:41.112
5	175		David SHAW		Caterham	15:29.377	9	9.059	75.75	1:41.302
6	112		Mark GREGORY		Caterham	15:30.369	9	10.051	75.67	1:41.166
7	183		James SYKES		Caterham	15:41.624	9	21.306	74.77	1:42.175
8	137		Carl BENNETT		Caterham	15:42.379	9	22.061	74.71	1:42.119
9	105		Andy MOLSON		Caterham	15:43.546	9	23.228	74.61	1:41.978
10	139		Simon FLETCHER		Caterham	15:51.263	9	30.945	74.01	1:43.233
11	155		Hugh SMITH		Caterham	15:53.828	9	33.510	73.81	1:42.175
12	190		Mark ROBERTS		Caterham	15:55.073	9	34.755	73.71	1:43.072
13	199		Andrew VICKERS		Caterham	15:56.044	9	35.726	73.64	1:42.345
14	141		Edward BENSON		Caterham	15:56.783	9	36.465	73.58	1:42.595
15	111		Nigel RICHARDS		Caterham	16:00.317	9	39.999	73.31	1:44.514
16	191		Joe CAMPBELL		Caterham	16:04.046	9	43.728	73.03	1:44.438
17	181		David BERRY		Caterham	16:06.977	9	46.659	72.81	1:44.912
18	125		Matt WALTHAM		Caterham	16:07.394	9	47.076	72.77	1:44.352
19	116		Martin GOSS		Caterham	16:08.185	9	47.867	72.71	1:44.355
20	157		Ben ROCKEY		Caterham	16:09.225	9	48.907	72.64	1:42.796
21	188		Chris ROME		Caterham	16:27.333	9	1:07.015	71.30	1:45.855

### NOT CLASSIFIED

131	Paul Anthony VIOLLET	Caterham	1:57.080	1	D.N.F.	66.81	1:57.080
196	Jamie BASHALL	Caterham		0	D.N.F.	N/A	
129	John PARKER	Caterham		0	D.N.F.	N/A	
120	Roger FORD	Caterham		0	D.N.F.	N/A	
113	Damon ROSAMOND	Caterham		0	D.N.F.	N/A	
106	Charles ELLIOTT	Caterham		0	D.N.F.	N/A	

### FASTEST LAP

166	Charlie HUNT	Caterham	1:40.923	4	77.51mph	124.74kph	
-----	--------------	----------	----------	---	----------	-----------	--

Car 110 Exclided from Results - ref 5.14.3

Weather / Track : Cloudy / Dry

These results are provisional until the conclusion of any judicial and technical matters.

Cadwell Park

Circuit Length = 2.1730 miles.

Start: 15:31 End: 16:09

Clerk of Course	Timekeeper:
-----------------	-------------

# Caterham Graduate Championship - Super Graduate Class

## LAP CHART - RACE 5

Lap 1			Lap 2			Lap 3			Lap 4			Lap 5		
No	Behind	Laptime	No	Behind	Laptime	No	Behind	Laptime	No	Behind	Laptime	No	Behind	Laptime
109		1:48.982	109		1:41.665	109		1:41.348	109		1:41.064	109		1:41.357
177	0.832	1:49.814	177	0.938	1:41.771	177	0.941	1:41.351	177	0.989	1:41.112	177	1.617	1:41.985
175	1.491	1:50.473	175	1.568	1:41.742	175	1.669	1:41.449	175	1.907	1:41.302	175	2.118	1:41.568
168	1.874	1:50.856	168	2.352	1:42.143	168	2.194	1:41.190	168	2.591	1:41.461	168	2.203	1:40.969
199	2.703	1:51.685	199	3.383	1:42.345	166	3.384	1:41.244	166	3.243	1:40.923	166	3.358	1:41.472
166	2.916	1:51.898	166	3.488	1:42.237	199	4.803	1:42.768	112	6.224	1:41.718	112	7.716	1:42.849
110	3.917	1:52.899	110	5.150	1:42.898	112	5.570	1:41.166	199	6.551	1:42.812	141	11.864	1:43.174
112	4.578	1:53.560	112	5.752	1:42.839	141	7.549	1:42.595	141	10.047	1:43.562	110	12.074	1:42.800
141	4.910	1:53.892	141	6.302	1:43.057	110	7.767	1:43.965	110	10.631	1:43.928	155	15.061	1:44.149
183	5.998	1:54.980	155	8.551	1:43.084	183	10.083	1:42.822	183	11.975	1:42.956	183	15.637	1:45.019
105	6.879	1:55.861	183	8.609	1:44.276	155	10.213	1:43.010	155	12.269	1:43.120	105	15.968	1:44.482
155	7.132	1:56.114	105	9.151	1:43.937	105	11.239	1:43.436	105	12.843	1:42.668	137	16.417	1:43.710
131	8.098	1:57.080	137	10.518	1:43.556	137	12.172	1:43.002	137	14.064	1:42.956	139	19.815	1:44.883
137	8.627	1:57.609	139	11.524	1:44.276	139	13.409	1:43.233	139	16.289	1:43.944	199	21.073	1:55.879
139	8.913	1:57.895	157	13.199	1:45.220	157	15.365	1:43.514	157	17.097	1:42.796	157	21.422	1:45.682
157	9.644	1:58.626	111	13.738	1:45.215	111	16.904	1:44.514	111	21.399	1:45.559	111	25.569	1:45.527
111	10.188	1:59.170	181	16.040	1:46.196	181	19.914	1:45.222	190	23.324	1:44.370	190	25.655	1:43.688
181	11.509	2:00.491	190	16.241	1:45.891	190	20.018	1:45.125	181	25.198	1:46.348	181	28.753	1:44.912
190	12.015	2:00.997	116	17.200	1:45.509	191	21.976	1:44.703	191	25.456	1:44.544	191	29.345	1:45.246
188	12.845	2:01.827	188	17.844	1:46.664	188	22.351	1:45.855	125	28.113	1:45.671	125	31.283	1:44.527
116	13.356	2:02.338	191	18.621	1:45.888	125	23.506	1:45.756	116	30.633	1:47.483	116	33.791	1:44.515
191	14.398	2:03.380	125	19.098	1:45.784	116	24.214	1:48.362	188	37.816	1:56.529	188	43.557	1:47.098
125	14.979	2:03.961												

# Caterham Graduate Championship - Super Graduate Class

## LAP CHART - RACE 5

(contd.)

Lap 6			Lap 7			Lap 8			Lap 9			Lap 10		
No	Behind	Laptime	No	Behind	Laptime	No	Behind	Laptime	No	Behind	Laptime	No	Behind	Laptime
109		1:41.220	109		1:41.439	109		1:41.125	109		1:42.118			
177	2.271	1:41.874	177	2.571	1:41.739	168	4.299	1:42.516	168	5.720	1:43.539			
168	2.991	1:42.008	168	2.908	1:41.356	177	4.572	1:43.126	166	5.769	1:42.836			
175	3.146	1:42.248	166	4.472	1:42.608	166	5.051	1:41.704	177	6.054	1:43.600			
166	3.303	1:41.165	175	5.015	1:43.308	175	5.654	1:41.764	175	9.059	1:45.523			
112	9.175	1:42.679	112	9.746	1:42.010	112	10.218	1:41.597	112	10.051	1:41.951			
141	14.928	1:44.284	141	16.533	1:43.044	110	19.529	1:43.757	183	21.306	1:43.625			
110	15.452	1:44.598	110	16.897	1:42.884	183	19.799	1:42.768	110	21.485	1:44.074			
183	17.420	1:43.003	183	18.156	1:42.175	137	20.528	1:42.760	137	22.061	1:43.651			
137	18.213	1:43.016	137	18.893	1:42.119	105	21.314	1:42.632	105	23.228	1:44.032			
105	19.268	1:44.520	105	19.807	1:41.978	139	28.615	1:43.617	139	30.945	1:44.448			
139	23.252	1:44.657	199	26.048	1:44.013	199	29.053	1:44.130	155	33.510	1:42.638			
199	23.474	1:43.621	139	26.123	1:44.310	190	32.060	1:43.467	190	34.755	1:44.813			
157	23.982	1:43.780	157	26.291	1:43.748	155	32.990	1:42.824	199	35.726	1:48.791			
190	28.085	1:43.650	190	29.718	1:43.072	141	35.875	2:00.467	141	36.465	1:42.708			
111	29.522	1:45.173	155	31.291	1:42.175	111	37.582	1:45.196	111	39.999	1:44.535			
155	30.555	1:56.714	111	33.511	1:45.428	191	41.408	1:45.049	191	43.728	1:44.438			
181	33.285	1:45.752	181	37.176	1:45.330	181	42.299	1:46.248	181	46.659	1:46.478			
191	33.689	1:45.564	191	37.484	1:45.234	125	42.780	1:45.960	125	47.076	1:46.414			
125	34.415	1:44.352	125	37.945	1:44.969	116	43.909	1:44.355	116	47.867	1:46.076			
116	37.665	1:45.094	116	40.679	1:44.453	157	46.970	2:01.804	157	48.907	1:44.055			
188	49.151	1:46.814	188	54.584	1:46.872	188	1:00.706	1:47.247	188	1:07.015	1:48.427			

## 2CVParts.com Championship RACE CLASSIFICATION - RACE 6

POS	NO	CL	NAME	NAT	ENTRY	TIME	LAPS	GAP	MPH	BEST
1	8		<b>Gary ADNITT</b>		Citroen 2CV	21:45.972	10		59.90	2:08.909
2	28		<b>Peter SPARROW</b>		Citroen 2CV	21:46.114	10	0.142	59.89	2:08.312
3	9		<b>Richard HOLLIS</b>		Citroen 2CV	22:13.163	10	27.191	58.67	2:09.682
4	7		<b>Steve PANAS</b>		Citroen 2CV	22:14.971	10	28.999	58.59	2:11.187
5	4		<b>Ainslie BOUSFIELD</b>		Citroen 2CV	22:19.106	10	33.134	58.41	2:10.955
6	13		<b>Sammie FRITCHLEY</b>		Citroen 2CV	22:19.162	10	33.190	58.41	2:11.556
7	6		<b>Andrew SMITH</b>		Citroen 2CV	22:29.644	10	43.672	57.96	2:11.898
8	15		<b>Trevor WILLIAMS</b>		Citroen 2CV	22:30.124	10	44.152	57.94	2:12.506
9	91		<b>Simon LEITH</b>		Citroen 2CV	22:42.545	10	56.573	57.41	2:10.619
10	20		<b>Aubrey BROCKLEBANK</b>		Citroen 2CV	22:43.585	10	57.613	57.36	2:14.372
11	48		<b>Graham HARPER</b>		Citroen 2CV	22:49.178	10	1:03.206	57.13	2:12.821
12	67		<b>Jonathan TWIDALE</b>		Citroen 2CV	22:49.957	10	1:03.985	57.10	2:14.632
13	30		<b>Christie THOMPSON</b>		Citroen 2CV	23:04.996	10	1:19.024	56.48	2:14.772
14	32		<b>Derek COGHILL</b>		Citroen 2CV	23:28.127	10	1:42.155	55.55	2:18.145
NOT CLASSIFIED										
	5		<b>Shaun MCLAUGHLIN</b>		Citroen 2CV	20:00.648	9	D.N.F.	58.63	2:10.668
	10		<b>Matthew HOLLIS</b>		Citroen 2CV	2:27.075	1	D.N.F.	53.18	2:27.075
FASTEST LAP										
	28		<b>Peter SPARROW</b>		Citroen 2CV	2:08.312	7	60.96mph		98.11kph

Weather / Track : Cloudy / Dry

These results are provisional until the conclusion of any judicial and technical matters.

Cadwell Park  
Circuit Length = 2.1730 miles.  
Start: 16:21 End: 16:43

Clerk of Course	Timekeeper:
-----------------	-------------

## 2CVParts.com Championship LAP CHART - RACE 6

Lap 1			Lap 2			Lap 3			Lap 4			Lap 5		
No	Behind	Laptime	No	Behind	Laptime	No	Behind	Laptime	No	Behind	Laptime	No	Behind	Laptime
28		2:18.384	28		2:09.217	28		2:10.127	28		2:09.094	28		2:10.192
8	0.349	2:18.733	8	0.320	2:09.188	8	0.480	2:10.287	8	0.789	2:09.403	8	0.462	2:09.865
7	2.965	2:21.349	7	6.354	2:12.606	9	8.410	2:10.808	4	11.012	2:10.955	4	13.921	2:13.101
91	3.795	2:22.179	4	6.615	2:11.632	4	9.151	2:12.663	7	11.383	2:11.187	7	15.371	2:14.180
4	4.200	2:22.584	9	7.729	2:11.921	7	9.290	2:13.063	9	12.346	2:13.030	91	16.503	2:13.787
9	5.025	2:23.409	91	8.365	2:13.787	91	10.216	2:11.978	91	12.908	2:11.786	9	17.328	2:15.174
5	5.470	2:23.854	5	8.789	2:12.536	5	10.728	2:12.066	5	13.456	2:11.822	5	17.586	2:14.322
13	6.123	2:24.507	13	9.411	2:12.505	13	11.444	2:12.160	13	14.284	2:11.934	13	18.102	2:14.010
20	7.665	2:26.049	15	12.232	2:13.167	15	16.098	2:13.993	15	22.057	2:15.053	15	26.964	2:15.099
15	8.282	2:26.666	20	14.152	2:15.704	20	19.900	2:15.875	6	23.017	2:11.898	6	27.308	2:14.483
10	8.691	2:27.075	6	14.270	2:14.165	6	20.213	2:16.070	20	25.178	2:14.372	20	30.009	2:15.023
67	9.269	2:27.653	67	14.684	2:14.632	67	21.045	2:16.488	67	26.842	2:14.891	67	32.664	2:16.014
6	9.322	2:27.706	30	22.223	2:18.741	30	29.802	2:17.706	30	35.480	2:14.772	48	39.891	2:14.472
30	12.699	2:31.083	48	24.224	2:17.303	48	29.970	2:15.873	48	35.611	2:14.735	30	41.526	2:16.238
32	13.244	2:31.628	32	25.040	2:21.013	32	34.698	2:19.785	32	43.749	2:18.145	32	53.120	2:19.563
48	16.138	2:34.522												

## 2CVParts.com Championship LAP CHART - RACE 6

(contd.)

Lap 6			Lap 7			Lap 8			Lap 9			Lap 10		
No	Behind	Laptime	No	Behind	Laptime	No	Behind	Laptime	No	Behind	Laptime	No	Behind	Laptime
8		2:09.671	28		2:08.312	28		2:10.199	28		2:09.319	8		2:10.371
28	0.159	2:10.292	8	0.438	2:08.909	8	0.527	2:10.288	8	0.465	2:09.257	28	0.142	2:10.978
7	16.824	2:11.586	9	20.196	2:09.682	9	22.032	2:12.035	7	25.056	2:11.987	9	27.191	2:11.501
4	17.137	2:13.349	7	20.495	2:12.142	7	22.388	2:12.092	5	25.512	2:11.785	7	28.999	2:14.779
91	18.533	2:12.163	4	20.953	2:12.287	91	22.594	2:10.619	9	26.526	2:13.813	4	33.134	2:16.605
9	18.985	2:11.790	5	21.511	2:10.668	5	23.046	2:11.734	91	27.071	2:13.796	13	33.190	2:16.539
5	19.314	2:11.861	91	22.174	2:12.112	4	23.405	2:12.651	4	27.365	2:13.279	6	43.672	2:14.305
13	19.650	2:11.681	13	22.735	2:11.556	13	24.327	2:11.791	13	27.487	2:12.479	15	44.152	2:14.924
15	29.694	2:12.863	15	34.124	2:12.901	15	36.431	2:12.506	15	40.064	2:12.952	91	56.573	2:40.338
6	29.888	2:12.713	6	34.252	2:12.835	6	36.763	2:12.710	6	40.203	2:12.759	20	57.613	2:15.626
20	34.936	2:15.060	20	41.836	2:15.371	20	46.886	2:15.249	20	52.823	2:15.256	48	1:03.206	2:17.758
67	38.082	2:15.551	67	44.811	2:15.200	67	50.785	2:16.173	48	56.284	2:14.033	67	1:03.985	2:17.449
48	44.034	2:14.276	48	48.384	2:12.821	48	51.570	2:13.385	67	57.372	2:15.906	30	1:19.024	2:19.493
30	47.834	2:16.441	30	55.953	2:16.590	30	1:02.873	2:17.119	30	1:10.367	2:16.813	32	1:42.155	2:21.425
32	1:02.684	2:19.697	32	1:12.897	2:18.684	32	1:21.976	2:19.278	32	1:31.566	2:18.909			

# Ace Vehicle / Hillside Sports Saloon Championship

## RACE CLASSIFICATION - RACE 7

POS	NO	CL	DRIVER	NAT	CAR	TIME	LAPS	GAP	MPH	BEST
1	71	E	Robert PRITCHARD		Caterham Vauxhall	21:26.265	13		79.06	1:32.740
2	72	E	Mark PRIMETT		Banks Europa	21:31.482	13	5.217	78.74	1:36.435
3	38	B	Kevin CRYER		Caterham Seven	21:47.557	13	21.292	77.77	1:38.380
4	90	C	Chris MARIES		Locost Ninja	22:07.903	13	41.638	76.58	1:40.205
5	70	F	Richard WINTER		Banks Europa TC	22:45.310	13	1:19.045	74.48	1:43.528
6	52	C	Graeme SMITH		Caterham	21:30.398	12	1 LAP	72.74	1:45.533
7	24	D	Ralph UNDERWOOD		Triumph TR7 V8	22:12.488	12	1 LAP	70.45	1:47.835
8	55	B	Peter WANN		Westfield SE1	22:13.255	12	1 LAP	70.40	1:48.161
9	34	F	Phil HALL		Banks Europa	22:25.391	12	1 LAP	69.77	1:50.346
10	30	D	Shane CRUMPLER		Nissan Sunny GTI-R	23:00.804	10	3 LAPS	56.65	2:10.684

### NOT CLASSIFIED

74	E	Nick PAKES		Banks Europa	12:58.895	7	D.N.F.	70.30	1:46.503
79	B	Graham TAYLOR		Westfield SE	1:50.834	1	D.N.F.	70.58	1:50.834

### FASTEST LAP

71	E	Robert PRITCHARD		Caterham Vauxhall	1:32.740	7	84.35mph	135.75kph
38	B	Kevin CRYER		Caterham Seven	1:38.380	8	79.51mph	127.96kph
90	C	Chris MARIES		Locost Ninja	1:40.205	5	78.06mph	125.63kph
70	F	Richard WINTER		Banks Europa TC	1:43.528	2	75.56mph	121.60kph
24	D	Ralph UNDERWOOD		Triumph TR7 V8	1:47.835	10	72.54mph	116.74kph

Weather / Track : Coudy / Dry  
 These results are provisional until the conclusion of any judicial and technical matters.

Cadwell Park  
 Circuit Length = 2.1730 miles.  
 Start: 16:58 End: 17:20

Clerk of Course	Timekeeper:
-----------------	-------------

# Ace Vehicle / Hillside Sports Saloon Championship

## LAP CHART - RACE 7

Lap 1			Lap 2			Lap 3			Lap 4			Lap 5		
No	Behind	Laptime	No	Behind	Laptime	No	Behind	Laptime	No	Behind	Laptime	No	Behind	Laptime
72		1:47.592	72		1:41.741	72		1:41.320	72		1:40.122	72		1:40.341
38	1.373	1:48.965	38	1.230	1:41.598	38	0.605	1:40.695	71	0.286	1:39.458	71	0.154	1:40.209
90	1.925	1:49.517	71	1.398	1:40.750	71	0.950	1:40.872	38	0.986	1:40.503	38	1.261	1:40.616
71	2.389	1:49.981	90	2.633	1:42.449	90	2.080	1:40.767	90	2.421	1:40.463	90	2.285	1:40.205
79	3.242	1:50.834	70	6.506	1:43.528	70	9.775	1:44.589	70	14.635	1:44.982	70	18.874	1:44.580
70	4.719	1:52.311	52	18.884	1:49.236	52	24.850	1:47.286	52	30.802	1:46.074	52	36.623	1:46.162
34	10.541	1:58.133	34	22.682	1:53.882	74	28.075	1:46.658	74	34.456	1:46.503	74	40.990	1:46.875
52	11.389	1:58.981	74	22.737	1:49.786	34	33.907	1:52.545	34	45.227	1:51.442	30	1 LAP	2:31.422
24	14.354	2:01.946	24	26.388	1:53.775	24	37.468	1:52.400	24	47.548	1:50.202	34	55.710	1:50.824
74	14.692	2:02.284	55	28.917	1:54.735	55	41.598	1:54.001	55	51.743	1:50.267	24	56.656	1:49.449
55	15.923	2:03.515	30	1:04.317	2:10.684	30	1:37.868	2:14.871				55	1:00.195	1:48.793
30	35.374	2:22.966												

# Ace Vehicle / Hillside Sports Saloon Championship

## LAP CHART - RACE 7

(contd.)

Lap 6			Lap 7			Lap 8			Lap 9			Lap 10		
No	Behind	Laptime	No	Behind	Laptime	No	Behind	Laptime	No	Behind	Laptime	No	Behind	Laptime
71		1:33.089	71		1:32.740	71		1:36.922	71		1:38.905	71		1:39.596
72	4.896	1:38.139	72	10.813	1:38.657	72	11.613	1:37.722	24	1 LAP	1:49.668	72	7.763	1:38.148
38	6.716	1:38.698	38	12.514	1:38.538	38	13.972	1:38.380	55	1 LAP	1:49.816	24	1 LAP	1:48.970
90	10.621	1:41.579	90	20.580	1:42.699	90	25.826	1:42.168	34	1 LAP	1:51.580	38	14.553	1:40.130
70	29.772	1:44.141	70	41.447	1:44.415	30	2 LAPS	2:19.829	72	9.211	1:36.503	55	1 LAP	1:48.907
52	49.293	1:45.913	52	1:02.290	1:45.737	70	48.505	1:43.980	38	14.019	1:38.952	34	1 LAP	1:50.455
74	59.845	1:52.098	74	1:21.796	1:54.691	52	1:11.394	1:46.026	90	29.032	1:42.111	90	31.021	1:41.585
34	1:12.813	1:50.346	24	1:30.480	1:49.965				70	53.758	1:44.158	70	59.230	1:45.068
24	1:13.255	1:49.842	55	1:31.387	1:48.525				30	2 LAPS	2:15.182	52	1:24.524	1:46.098
55	1:15.602	1:48.650	34	1:32.013	1:51.940				52	1:18.022	1:45.533			
30	1 LAP	2:14.518												

# Ace Vehicle / Hillside Sports Saloon Championship

## LAP CHART - RACE 7

(contd.)

Lap 11			Lap 12			Lap 13			Lap 14			Lap 15		
No	Behind	Laptime	No	Behind	Laptime	No	Behind	Laptime	No	Behind	Laptime	No	Behind	Laptime
71		1:38.562	71		1:37.757	71		1:37.424						
72	6.729	1:37.528	72	6.206	1:37.234	52	1 LAP	1:46.478						
30	3 LAPS	2:15.310	38	18.753	1:40.140	72	5.217	1:36.435						
38	16.370	1:40.379	24	1 LAP	1:48.967	38	21.292	1:39.963						
24	1 LAP	1:47.835	55	1 LAP	1:48.729	90	41.638	1:41.124						
55	1 LAP	1:48.161	90	37.938	1:41.140	24	1 LAP	1:49.469						
34	1 LAP	1:51.480	34	1 LAP	1:51.698	55	1 LAP	1:49.156						
90	34.555	1:42.096	30	3 LAPS	2:20.501	34	1 LAP	1:51.066						
70	1:05.365	1:44.697	70	1:12.221	1:44.613	70	1:19.045	1:44.248						
52	1:32.836	1:46.874				30	3 LAPS	2:15.521						

# Caterham Graduate Championship - Mega Graduate Class

## RACE CLASSIFICATION - RACE 8

POS	NO	CL	DRIVER	NAT	CAR	TIME	LAPS	GAP	MPH	BEST
1	11		Jamie ELLWOOD		Caterham	20:00.874	12		78.17	1:38.823
2	14		Guy HALLEY		Caterham	20:02.614	12	1.740	78.05	1:38.797
3	2		Martin AMISON		Caterham	20:10.716	12	9.842	77.53	1:39.323
4	9		Mike WELBURN		Caterham	20:11.904	12	11.030	77.46	1:39.288
5	38		Matthew GILLBANKS		Caterham	20:13.872	12	12.998	77.33	1:39.474
6	8		Paul HUDSON		Caterham	20:14.080	12	13.206	77.32	1:39.494
7	19		Tim JUMP		Caterham	20:21.831	12	20.957	76.83	1:39.519
8	32		Declan DOLAN		Caterham	20:24.586	12	23.712	76.65	1:40.171
9	5		Stuart SIMPSON		Caterham	20:25.154	12	24.280	76.62	1:39.386
10	28		Chris FOX		Caterham	20:30.460	12	29.586	76.29	1:40.781
11	44		Riki NASH		Caterham	20:30.684	12	29.810	76.27	1:40.196
12	4		Nick FROST		Caterham	20:37.483	12	36.609	75.85	1:40.981
13	22		Danny NASH		Caterham	20:37.842	12	36.968	75.83	1:40.332
14	49		Simon WEDGEWOOD		Caterham	20:50.256	12	49.382	75.08	1:40.921
15	37		Toby BRIANT		Caterham	20:51.872	12	50.998	74.98	1:41.779
16	21		Keith PENNINGTON		Caterham	20:52.355	12	51.481	74.95	1:41.995
17	27		James BARLOW		Caterham	20:52.592	12	51.718	74.94	1:40.744
18	17		Tom OVERTON		Caterham	20:53.147	12	52.273	74.91	1:42.048
19	16		Ian NOBLE		Caterham	20:53.372	12	52.498	74.89	1:41.416
20	30		Bob WILSON		Caterham	21:06.193	12	1:05.319	74.13	1:42.931
21	31		James WALKER		Caterham	21:08.761	12	1:07.887	73.98	1:40.963
22	47		David O'CARROLL		Caterham	21:17.939	12	1:17.065	73.45	1:40.408
23	33		Ian ATKINSON		Caterham	21:23.400	12	1:22.526	73.14	1:44.356
24	24		Nick WOODS		Caterham	21:23.748	12	1:22.874	73.12	1:44.505
25	25		Neil GILL		Caterham	21:24.492	12	1:23.618	73.08	1:44.459
26	36		Alison FORMSTONE		Caterham	21:26.921	12	1:26.047	72.94	1:44.808
27	23		Louis REDSHAW		Caterham	21:45.885	12	1:45.011	71.88	1:46.427

### NOT CLASSIFIED

13	Michael FESEMEYER	Caterham	6:56.084	4	D.N.F.	75.20	1:40.784
----	-------------------	----------	----------	---	--------	-------	----------

### FASTEST LAP

14	Guy HALLEY	Caterham	1:38.797	8	79.18mph	127.42kph
----	------------	----------	----------	---	----------	-----------

Weather / Track : Cloudy / Dry

These results are provisional until the conclusion of any judicial and technical matters.

Cadwell Park

Circuit Length = 2.1730 miles.

Start: 17:35 End: 17:55

Clerk of Course	Timekeeper:
-----------------	-------------

# Caterham Graduate Championship - Mega Graduate Class

## LAP CHART - RACE 8

Lap 1			Lap 2			Lap 3			Lap 4			Lap 5		
No	Behind	Laptime	No	Behind	Laptime	No	Behind	Laptime	No	Behind	Laptime	No	Behind	Laptime
14		1:47.750	14		1:39.918	14		1:39.988	14		1:39.514	14		1:39.086
8	0.767	1:48.517	8	0.975	1:40.126	8	1.044	1:40.057	11	0.860	1:38.976	11	0.869	1:39.095
11	1.305	1:49.055	11	1.801	1:40.414	11	1.398	1:39.585	2	1.881	1:39.323	2	2.512	1:39.717
2	1.559	1:49.309	2	2.420	1:40.779	2	2.072	1:39.640	8	2.724	1:41.194	8	4.073	1:40.435
38	2.468	1:50.218	38	3.385	1:40.835	38	3.409	1:40.012	38	3.435	1:39.540	38	4.759	1:40.410
31	2.633	1:50.383	31	3.678	1:40.963	9	4.652	1:40.268	9	5.382	1:40.244	9	5.916	1:39.620
9	3.216	1:50.966	9	4.372	1:41.074	19	5.023	1:39.982	19	5.918	1:40.409	19	7.102	1:40.270
19	3.648	1:51.398	19	5.029	1:41.299	31	5.204	1:41.514	13	8.914	1:41.662	32	11.261	1:41.110
13	4.095	1:51.845	13	5.970	1:41.793	13	6.766	1:40.784	32	9.237	1:41.024	5	13.176	1:42.675
32	4.906	1:52.656	5	6.260	1:40.746	5	7.528	1:41.256	5	9.587	1:41.573	28	14.421	1:42.373
5	5.432	1:53.182	32	6.775	1:41.787	32	7.727	1:40.940	27	10.641	1:41.762	4	15.668	1:42.786
27	5.896	1:53.646	27	7.147	1:41.169	27	8.393	1:41.234	28	11.134	1:41.547	44	15.985	1:42.655
28	6.332	1:54.082	28	7.662	1:41.248	28	9.101	1:41.427	4	11.968	1:41.817	22	18.967	1:43.371
4	6.841	1:54.591	4	8.412	1:41.489	4	9.665	1:41.241	44	12.416	1:41.962	49	19.678	1:42.971
44	7.289	1:55.039	44	8.841	1:41.470	44	9.968	1:41.115	47	13.176	1:41.711	37	23.976	1:43.618
47	8.063	1:55.813	47	9.619	1:41.474	47	10.979	1:41.348	22	14.682	1:41.600	21	25.210	1:45.058
49	8.921	1:56.671	22	10.980	1:41.951	22	12.596	1:41.604	49	15.793	1:41.709	17	25.425	1:44.129
22	8.947	1:56.697	49	11.960	1:42.957	49	13.598	1:41.626	21	19.238	1:42.902	30	27.850	1:44.976
21	9.551	1:57.301	21	13.274	1:43.641	21	15.850	1:42.564	37	19.444	1:42.263	27	29.897	1:58.342
37	9.800	1:57.550	37	13.559	1:43.677	37	16.695	1:43.124	17	20.382	1:42.413	31	31.599	1:45.109
17	10.338	1:58.088	17	14.208	1:43.788	17	17.483	1:43.263	16	20.950	1:42.645	16	33.917	1:52.053
30	11.184	1:58.934	16	14.751	1:42.944	16	17.819	1:43.056	30	21.960	1:43.053	33	38.082	1:47.008
16	11.725	1:59.475	30	15.478	1:44.212	30	18.421	1:42.931	31	25.576	1:59.886	24	38.606	1:48.116
24	12.342	2:00.092	24	17.601	1:45.177	24	22.734	1:45.121	24	29.576	1:46.356	47	41.097	2:07.007
33	12.848	2:00.598	33	18.628	1:45.698	33	23.950	1:45.310	33	30.160	1:45.724	25	41.709	1:46.619
25	13.406	2:01.156	25	20.129	1:46.641	25	26.502	1:46.361	25	34.176	1:47.188	36	42.545	1:46.399
36	14.483	2:02.233	36	21.992	1:47.427	36	27.499	1:45.495	36	35.232	1:47.247	23	49.448	1:46.427
23	15.644	2:03.394	23	25.403	1:49.677	23	33.682	1:48.267	23	42.107	1:47.939			

# Caterham Graduate Championship - Mega Graduate Class

## LAP CHART - RACE 8

(contd.)

Lap 6			Lap 7			Lap 8			Lap 9			Lap 10		
No	Behind	Laptime	No	Behind	Laptime	No	Behind	Laptime	No	Behind	Laptime	No	Behind	Laptime
14		1:39.304	14		1:39.268	14		1:38.797	14		1:39.125	11		1:39.299
11	0.701	1:39.136	11	0.710	1:39.277	11	0.831	1:38.918	11	0.529	1:38.823	14	0.255	1:40.083
2	2.740	1:39.532	2	3.351	1:39.879	2	4.690	1:40.136	2	5.684	1:40.119	2	6.150	1:40.294
8	4.977	1:40.208	8	6.282	1:40.573	38	7.933	1:40.077	38	8.282	1:39.474	9	9.692	1:40.288
38	5.760	1:40.305	38	6.653	1:40.161	8	8.418	1:40.933	8	8.787	1:39.494	8	10.029	1:41.070
9	6.469	1:39.857	9	7.298	1:40.097	9	9.069	1:40.568	9	9.232	1:39.288	38	10.516	1:42.062
19	7.632	1:39.834	19	7.883	1:39.519	19	9.615	1:40.529	19	10.268	1:39.778	19	11.416	1:40.976
32	12.302	1:40.345	32	13.243	1:40.209	5	15.763	1:41.008	5	17.531	1:40.893	32	18.550	1:40.171
5	13.434	1:39.562	5	13.552	1:39.386	32	15.953	1:41.507	32	18.207	1:41.379	5	18.835	1:41.132
28	16.382	1:41.265	28	18.294	1:41.180	28	20.595	1:41.098	28	22.690	1:41.220	28	23.759	1:40.897
4	17.345	1:40.981	4	19.243	1:41.166	4	22.189	1:41.743	4	25.358	1:42.294	44	26.145	1:40.381
44	17.835	1:41.154	44	19.700	1:41.133	44	22.549	1:41.646	44	25.592	1:42.168	4	28.554	1:43.024
22	21.213	1:41.550	22	24.217	1:42.272	22	26.796	1:41.376	22	29.156	1:41.485	22	29.660	1:40.332
49	22.436	1:42.062	49	24.609	1:41.441	49	27.720	1:41.908	49	29.865	1:41.270	49	31.238	1:41.201
37	28.239	1:43.567	37	32.577	1:43.606	21	37.203	1:42.601	37	40.652	1:41.779	37	43.277	1:42.453
21	29.575	1:43.669	21	33.399	1:43.092	37	37.998	1:44.218	21	41.613	1:43.535	21	44.301	1:42.516
17	30.104	1:43.983	17	33.805	1:42.969	17	38.367	1:43.359	17	42.053	1:42.811	17	45.114	1:42.889
30	32.745	1:44.199	27	36.826	1:43.089	27	38.773	1:40.744	27	42.259	1:42.611	27	45.336	1:42.905
27	33.005	1:42.412	30	38.210	1:44.733	30	42.659	1:43.246	16	45.820	1:42.178	16	47.408	1:41.416
16	37.052	1:42.439	16	39.821	1:42.037	16	42.767	1:41.743	30	47.296	1:43.762	47	50.543	1:40.586
31	37.978	1:45.683	31	41.897	1:43.187	31	47.977	1:44.877	47	49.785	1:40.819	30	51.824	1:44.356
47	44.610	1:42.817	47	46.480	1:41.138	47	48.091	1:40.408	31	52.030	1:43.178	31	55.496	1:43.294
33	45.381	1:46.603	33	50.469	1:44.356	33	57.109	1:45.437	33	1:03.513	1:45.529	33	1:09.337	1:45.652
24	45.788	1:46.486	24	51.025	1:44.505	24	57.482	1:45.254	24	1:03.903	1:45.546	24	1:10.104	1:46.029
25	47.840	1:45.435	25	53.973	1:45.401	25	1:00.444	1:45.268	25	1:06.874	1:45.555	25	1:11.505	1:44.459
36	49.128	1:45.887	36	55.064	1:45.204	36	1:01.245	1:44.978	36	1:07.624	1:45.504	36	1:12.604	1:44.808
23	57.250	1:47.106	23	1:05.296	1:47.314	23	1:13.292	1:46.793	23	1:21.085	1:46.918	23	1:28.887	1:47.630

# Caterham Graduate Championship - Mega Graduate Class

## LAP CHART - RACE 8

(contd.)

Lap 11			Lap 12			Lap 13			Lap 14			Lap 15		
No	Behind	Laptime	No	Behind	Laptime	No	Behind	Laptime	No	Behind	Laptime	No	Behind	Laptime
11		1:39.278	11		1:39.018									
14	0.547	1:39.570	14	1.740	1:40.211									
2	8.200	1:41.328	2	9.842	1:40.660									
9	10.311	1:39.897	9	11.030	1:39.737									
8	10.686	1:39.935	38	12.998	1:40.572									
38	11.444	1:40.206	8	13.206	1:41.538									
19	12.335	1:40.197	19	20.957	1:47.640									
32	21.032	1:41.760	32	23.712	1:41.698									
5	21.943	1:42.386	5	24.280	1:41.355									
28	25.262	1:40.781	28	29.586	1:43.342									
44	27.063	1:40.196	44	29.810	1:41.765									
4	31.994	1:42.718	4	36.609	1:43.633									
22	32.375	1:41.993	22	36.968	1:43.611									
49	32.881	1:40.921	49	49.382	1:55.519									
37	46.932	1:42.933	37	50.998	1:43.084									
21	47.018	1:41.995	21	51.481	1:43.481									
27	47.453	1:41.395	27	51.718	1:43.283									
17	47.884	1:42.048	17	52.273	1:43.407									
16	49.706	1:41.576	16	52.498	1:41.810									
47	51.879	1:40.614	30	1:05.319	1:47.855									
30	56.482	1:43.936	31	1:07.887	1:47.619									
31	59.286	1:43.068	47	1:17.065	2:04.204									
33	1:15.224	1:45.165	33	1:22.526	1:46.320									
24	1:15.692	1:44.866	24	1:22.874	1:46.200									
25	1:17.057	1:44.830	25	1:23.618	1:45.579									
36	1:18.307	1:44.981	36	1:26.047	1:46.758									
23	1:36.532	1:46.923	23	1:45.011	1:47.497									