



BARC Club Meeting

Thruxton Circuit

28th March 2005



Results Provided by MST Sports Timing Ltd
www.msttiming.com

BOOKATRACK.com Caterham Graduate - Graduate Class

QUALIFYING - RACE 1

POS	NO	CL	DRIVER	NAT	CAR	TIME	LAPS	GAP	MPH
1	125		Charlie WATT		Caterham	1:36.320	6		88.05
2	140		Martin OXBOROUGH		Caterham	1:36.383	9	0.063	87.99
3	115		David HEWITT		Caterham	1:36.590	9	0.270	87.81
4	133		Andrew OUTTERSIDE		Caterham	1:36.596	9	0.276	87.80
5	127		David PEARSON		Caterham	1:36.662	9	0.342	87.74
6	116		Andrew SMITH		Caterham	1:36.734	9	0.414	87.68
7	103		Garry KENNEDY		Caterham	1:37.377	9	1.057	87.10
8	136		James HIRD		Caterham	1:37.477	9	1.157	87.01
9	142		Graham SMITH		Caterham	1:37.726	9	1.406	86.79
10	124		Mark PARSONAGE		Caterham	1:37.841	9	1.521	86.68
11	104		Graeme SMITH		Caterham	1:38.069	9	1.749	86.48
12	118		Declan DOLAN		Caterham	1:38.141	9	1.821	86.42
13	117		Robert HERRING		Caterham	1:39.064	9	2.744	85.61
14	110		Kim RAYMENT		Caterham	1:42.344	9	6.024	82.87
15	122		Russell MELROSE		Caterham	1:42.408	9	6.088	82.82
16	128		Peter CANNARD		Caterham	1:43.478	9	7.158	81.96
17	108		Sheila MARSHALL		Caterham	1:44.212	9	7.892	81.38
18	131		Darren GRAINGER		Caterham	1:44.611	9	8.291	81.07
19	121		Alan PEARCE		Caterham	1:45.910	8	9.590	80.08
20	145		Simon WEDGEWOOD		Caterham	1:46.827	8	10.507	79.39
21	123		Richard MARSDEN		Caterham	1:47.159	7	10.839	79.15

Weather / Track : Sunny / Dry
 These results are provisional until the conclusion of any judicial and technical matters.

Thruxton
 Circuit Length = 2.3560 miles.
 Start: 09:00 End: 09:15

Clerk of Course:	Stewards:	Timekeeper:
------------------	-----------	-------------

BOOKATRACK.com Caterham Graduate - Graduate Class

LAP ANALYSIS - RACE 1

103	Garry KENNEDY	Caterham
1 - X:00.000	6 - 1:54.202	
2 - 1:38.603	7 - 1:37.377	
3 - 1:40.445	8 - 1:46.599	
4 - 1:39.994	9 - 1:37.557	
5 - 1:40.972		
104	Graeme SMITH	Caterham
1 - X:00.000	6 - 1:39.478	
2 - 1:41.843	7 - 1:39.576	
3 - 1:40.435	8 - 1:38.289	
4 - 1:40.003	9 - 1:38.069	
5 - 1:39.097		
108	Sheila MARSHALL	Caterham
1 - X:00.000	6 - 1:45.150	
2 - 1:48.790	7 - 1:44.212	
3 - 1:49.192	8 - 1:44.383	
4 - 1:45.303	9 - 1:44.965	
5 - 1:45.342		
110	Kim RAYMENT	Caterham
1 - X:00.000	6 - 1:42.553	
2 - 1:42.493	7 - 1:43.897	
3 - 1:44.367	8 - 1:44.299	
4 - 1:42.344	9 - 1:43.032	
5 - 1:43.869		
115	David HEWITT	Caterham
1 - X:00.000	6 - 1:37.993	
2 - 1:40.349	7 - 1:36.865	
3 - 1:38.222	8 - 1:36.590	
4 - 1:38.036	9 - 1:37.317	
5 - 1:38.288		
116	Andrew SMITH	Caterham
1 - X:00.000	6 - 1:37.609	
2 - 1:41.503	7 - 1:38.063	
3 - 1:38.961	8 - 1:40.733	
4 - 1:38.885	9 - 1:36.734	
5 - 1:39.524		
117	Robert HERRING	Caterham
1 - X:00.000	6 - 1:39.064	
2 - 1:41.291	7 - 1:40.387	
3 - 1:40.427	8 - 1:41.456	
4 - 1:39.329	9 - 1:42.146	
5 - 1:40.299		

BOOKATRACK.com Caterham Graduate - Graduate Class

LAP ANALYSIS - RACE 1

(contd.)

118	Declan DOLAN	Caterham
1 - X:00.000	6 - 1:38.141	
2 - 1:38.633	7 - 1:39.946	
3 - 1:38.973	8 - 1:40.245	
4 - 1:38.669	9 - 1:38.203	
5 - 1:38.902		
121	Alan PEARCE	Caterham
1 - X:00.000	6 - 1:46.460	
2 - 1:51.359	7 - 1:46.251	
3 - 1:51.626	8 - 1:45.910	
4 - 1:47.664		
5 - 1:46.668		
122	Russell MELROSE	Caterham
1 - X:00.000	6 - 1:43.876	
2 - 1:54.221	7 - 1:42.891	
3 - 1:47.385	8 - 1:43.104	
4 - 1:44.816	9 - 1:42.408	
5 - 1:42.458		
123	Richard MARSDEN	Caterham
1 - X:00.000	6 - 1:52.709	
2 - 1:52.438	7 - 1:51.124	
3 - 1:47.159		
4 - 1:48.596		
5 - 1:51.371		
124	Mark PARSONAGE	Caterham
1 - X:00.000	6 - 1:38.246	
2 - 1:38.111	7 - 1:39.898	
3 - 1:41.017	8 - 1:40.733	
4 - 1:38.462	9 - 1:37.841	
5 - 1:38.097		
125	Charlie WATT	Caterham
1 - X:00.000	6 - 1:37.918	
2 - 1:37.699		
3 - 1:36.320		
4 - 1:36.982		
5 - 1:37.547		
127	David PEARSON	Caterham
1 - X:00.000	6 - 1:38.554	
2 - 1:39.405	7 - 1:38.645	
3 - 1:38.866	8 - 1:42.814	
4 - 1:37.792	9 - 1:36.662	
5 - 1:38.894		

BOOKATRACK.com Caterham Graduate - Graduate Class

LAP ANALYSIS - RACE 1

(contd.)

128	Peter CANNARD	Caterham
1 - X:00.000	6 - 1:44.024	
2 - 1:45.887	7 - 1:43.478	
3 - 1:46.776	8 - 1:43.677	
4 - 1:45.028	9 - 1:44.383	
5 - 1:44.913		
131	Darren GRAINGER	Caterham
1 - X:00.000	6 - 1:46.256	
2 - 1:45.951	7 - 1:46.183	
3 - 1:46.064	8 - 1:45.259	
4 - 1:45.672	9 - 1:44.611	
5 - 1:46.301		
133	Andrew OUTTERSIDE	Caterham
1 - X:00.000	6 - 1:41.559	
2 - 1:39.742	7 - 1:36.596	
3 - 1:40.650	8 - 1:38.564	
4 - 1:39.711	9 - 1:38.117	
5 - 1:39.283		
136	James HIRD	Caterham
1 - X:00.000	6 - 1:37.598	
2 - 1:40.578	7 - 1:37.477	
3 - 1:39.162	8 - 1:38.201	
4 - 1:39.219	9 - 1:38.014	
5 - 1:39.177		
140	Martin OXBOROUGH	Caterham
1 - X:00.000	6 - 1:43.525	
2 - 1:41.925	7 - 1:37.896	
3 - 1:39.531	8 - 1:38.252	
4 - 1:38.685	9 - 1:36.383	
5 - 1:39.462		
142	Graham SMITH	Caterham
1 - X:00.000	6 - 1:38.500	
2 - 1:39.042	7 - 1:38.810	
3 - 1:40.231	8 - 1:37.726	
4 - 1:40.285	9 - 1:39.022	
5 - 1:39.975		
145	Simon WEDGEWOOD	Caterham
1 - X:00.000	6 - 1:52.579	
2 - 1:58.200	7 - 1:48.745	
3 - 1:52.136	8 - 1:46.827	
4 - 1:48.392		
5 - 1:48.916		

Weather / Track : Sunny / Dry

**BOOKATRACK.com Caterham Graduate - Graduate Class
GRID - RACE 1**

ROW 11	1:47.159	123	MARSDEN	
ROW 10	1:45.910	121	PEARCE	1:46.827 145 WEDGEWOOD
ROW 9	1:44.212	108	MARSHALL	1:44.611 131 GRAINGER
ROW 8	1:42.408	122	MELROSE	1:43.478 128 CANNARD
ROW 7	1:39.064	117	HERRING	1:42.344 110 RAYMENT
ROW 6	1:38.069	104	SMITH	1:38.141 118 DOLAN
ROW 5	1:37.726	142	SMITH	1:37.841 124 PARSONAGE
ROW 4	1:37.377	103	KENNEDY	1:37.477 136 HIRD
ROW 3	1:36.662	127	PEARSON	1:36.734 116 SMITH
ROW 2	1:36.590	115	HEWITT	1:36.596 133 OUTERSIDE
ROW 1	1:36.320	125	WATT	1:36.383 140 OXBOROUGH
POLE				

Weather / Track : Sunny / Dry
These results are provisional until the conclusion of any judicial and technical matters.

Clerk of Course:	Stewards:	Timekeeper:
------------------	-----------	-------------

Thruxton
 Circuit Length = 2.3560 miles.
 Start: 09:00 End: 09:15

BOOKATRACK.com Caterham Graduate - Graduate Class

RACE CLASSIFICATION - RACE 1

POS	NO	CL	DRIVER	NAT	CAR	TIME	LAPS	GAP	MPH	BEST
1	103		Garry KENNEDY		Caterham	19:58.537	12		84.92	1:37.323
2	140		Martin OXBOROUGH		Caterham	19:58.669	12	0.132	84.91	1:36.838
3	115		David HEWITT		Caterham	19:58.991	12	0.454	84.88	1:37.787
4	124		Mark PARSONAGE		Caterham	19:59.436	12	0.899	84.85	1:37.403
5	117		Robert HERRING		Caterham	19:59.699	12	1.162	84.83	1:38.067
6	125		Charlie WATT		Caterham	20:00.286	12	1.749	84.79	1:38.189
7	118		Declan DOLAN		Caterham	20:00.769	12	2.232	84.76	1:37.914
8	116		Andrew SMITH		Caterham	20:01.240	12	2.703	84.72	1:36.725
9	104		Graeme SMITH		Caterham	20:02.868	12	4.331	84.61	1:38.117
10	136		James HIRD		Caterham	20:05.473	12	6.936	84.43	1:37.803
11	110		Kim RAYMENT		Caterham	20:06.937	12	8.400	84.32	1:38.319
12	142		Graham SMITH		Caterham	20:11.624	12	13.087	84.00	1:37.867
13	127		David PEARSON		Caterham	20:22.649	12	24.112	83.24	1:37.946
14	128		Peter CANNARD		Caterham	20:35.222	12	36.685	82.39	1:41.209
15	122		Russell MELROSE		Caterham	20:35.989	12	37.452	82.34	1:39.722
16	108		Sheila MARSHALL		Caterham	20:36.040	12	37.503	82.34	1:40.501
17	131		Darren GRAINGER		Caterham	20:36.880	12	38.343	82.28	1:40.333
18	121		Alan PEARCE		Caterham	20:57.056	12	58.519	80.96	1:42.347
19	145		Simon WEDGEWOOD		Caterham	21:26.093	12	1:27.556	79.13	1:45.254
20	123		Richard MARSDEN		Caterham	20:57.056	9	3 LAPS	60.72	1:42.224

NOT CLASSIFIED

133	Andrew OUTTERSIDE	Caterham	10:07.516	6	D.N.F.	83.76	1:38.315
-----	-------------------	----------	-----------	---	--------	-------	----------

FASTEST LAP

116	Andrew SMITH	Caterham	1:36.725	11	87.68mph	141.11kph
-----	--------------	----------	----------	----	----------	-----------

Weather / Track : Sunny / Dry
 These results are provisional until the conclusion of any judicial and technical matters.

Thruxton
 Circuit Length = 2.3560 miles.
 Start: 13:29 End: 13:49

Clerk of Course:	Stewards:	Timekeeper:
------------------	-----------	-------------

BOOKATRACK.com Caterham Graduate - Graduate Class
1st Session

Lap 1			Lap 2			Lap 3			Lap 4			Lap 5		
No	Behind	Laptime	No	Behind	Laptime	No	Behind	Laptime	No	Behind	Laptime	No	Behind	Laptime
124		1:46.412	125		1:38.527	124		1:37.584	140		1:36.838	124		1:39.633
115	0.072	1:46.484	133	0.643	1:38.315	125	0.208	1:39.416	125	0.840	1:39.373	125	0.070	1:40.325
140	0.085	1:46.497	142	1.476	1:39.658	133	0.529	1:39.094	124	1.462	1:40.203	115	0.235	1:39.478
125	0.115	1:46.527	124	1.624	1:40.266	115	0.976	1:38.325	115	1.852	1:39.617	140	0.245	1:41.340
142	0.460	1:46.872	115	1.859	1:40.429	142	0.975	1:38.707	127	2.374	1:38.938	142	0.702	1:39.035
133	0.970	1:47.382	140	2.093	1:40.650	103	1.751	1:37.323	142	2.762	1:40.528	133	1.279	1:39.277
103	1.197	1:47.609	127	2.959	1:39.918	140	1.903	1:39.018	136	2.961	1:39.144	127	1.363	1:40.084
136	1.336	1:47.748	136	3.448	1:40.754	127	2.177	1:38.426	133	3.097	1:41.309	103	1.541	1:39.130
127	1.683	1:48.095	103	3.636	1:41.081	136	2.558	1:38.318	117	3.132	1:39.075	117	1.771	1:39.734
104	1.781	1:48.193	117	3.889	1:39.963	117	2.798	1:38.117	104	3.506	1:38.834	104	1.920	1:39.509
118	2.207	1:48.619	104	4.223	1:41.084	118	3.108	1:37.975	103	3.506	1:40.496	136	1.938	1:40.072
116	2.379	1:48.791	118	4.341	1:40.776	104	3.413	1:38.398	116	4.487	1:39.218	118	3.594	1:39.797
117	2.568	1:48.980	116	4.499	1:40.762	116	4.010	1:38.719	118	4.892	1:40.525	116	4.031	1:40.639
110	3.162	1:49.574	110	4.741	1:40.221	110	4.824	1:39.291	110	5.418	1:39.335	110	4.802	1:40.479
131	3.543	1:49.955	131	5.234	1:40.333	131	6.650	1:40.624	122	9.784	1:41.480	122	10.795	1:42.106
122	4.687	1:51.099	122	5.767	1:39.722	122	7.045	1:40.486	131	10.777	1:42.868	131	11.551	1:41.869
108	5.201	1:51.613	128	8.445	1:41.209	128	10.925	1:41.688	123	3 LAPS	6:55.561	128	15.807	1:42.405
128	5.878	1:52.290	108	9.006	1:42.447	108	11.748	1:41.950	128	14.497	1:42.313	123	3 LAPS	1:45.195
121	9.718	1:56.130	121	14.444	1:43.368	121	17.583	1:42.347	108	15.289	1:42.282	108	17.107	1:42.913
145	12.237	1:58.649	145	19.328	1:45.733	145	26.056	1:45.936	121	22.085	1:43.243	121	25.462	1:44.472
									145	34.246	1:46.931	145	39.960	1:46.809

BOOKATRACK.com Caterham Graduate - Graduate Class

1st Session

(contd.)

Lap 6			Lap 7			Lap 8			Lap 9			Lap 10		
No	Behind	Laptime	No	Behind	Laptime	No	Behind	Laptime	No	Behind	Laptime	No	Behind	Laptime
140		1:39.261	142		1:37.867	142		1:39.320	142		1:38.880	125		1:38.189
124	1.163	1:40.669	140	0.711	1:39.989	125	0.172	1:38.205	124	0.523	1:37.403	103	0.117	1:37.874
115	1.410	1:40.681	125	1.287	1:39.088	127	0.658	1:38.306	125	1.048	1:39.756	124	0.545	1:39.259
142	1.411	1:40.215	127	1.672	1:38.184	115	1.095	1:38.454	103	1.480	1:37.776	142	0.840	1:40.077
125	1.477	1:40.913	124	1.780	1:39.895	118	1.632	1:38.154	127	2.124	1:40.346	127	1.251	1:38.364
104	2.488	1:40.074	115	1.961	1:39.829	124	2.000	1:39.540	140	2.297	1:38.860	140	1.461	1:38.401
127	2.766	1:40.909	104	2.193	1:38.983	140	2.317	1:40.926	118	2.713	1:39.961	115	1.668	1:37.934
133	3.912	1:42.139	118	2.798	1:37.914	103	2.584	1:39.688	115	2.971	1:40.756	118	1.896	1:38.420
118	4.162	1:40.074	103	2.216	1:37.581	104	2.791	1:39.918	117	3.140	1:38.991	104	2.044	1:38.117
117	4.255	1:41.990	117	3.253	1:38.276	117	3.029	1:39.096	104	3.164	1:39.253	117	2.454	1:38.551
103	3.913	1:41.878	110	5.738	1:39.961	116	8.056	1:41.330	136	7.115	1:37.803	116	6.927	1:38.530
136	4.704	1:42.272	116	6.046	1:40.069	136	8.192	1:41.158	116	7.634	1:38.458	136	7.083	1:39.205
110	5.055	1:39.759	136	6.354	1:40.928	110	8.560	1:42.142	110	8.414	1:38.734	110	7.496	1:38.319
116	5.255	1:40.730	122	18.259	1:42.010	122	22.228	1:43.289	128	26.539	1:41.534	128	29.307	1:42.005
131	15.246	1:43.201	131	18.592	1:42.624	131	22.284	1:43.012	122	27.136	1:43.788	122	29.795	1:41.896
122	15.527	1:44.238	128	21.673	1:42.239	128	23.885	1:41.532	131	27.312	1:43.908	131	30.286	1:42.211
128	18.712	1:42.411	108	24.088	1:43.003	108	27.518	1:42.750	108	30.763	1:42.125	108	33.186	1:41.660
108	20.363	1:42.762	123	3 LAPS	1:46.187	123	3 LAPS	1:46.653	123	3 LAPS	1:44.664	121	48.492	1:42.983
123	3 LAPS	1:45.940	121	36.344	1:44.466	121	41.184	1:44.160	121	44.746	1:42.442	123	3 LAPS	1:45.391
121	31.156	1:45.200	145	54.133	1:45.868	145	1:00.685	1:45.872	145	1:07.405	1:45.600	145	1:14.352	1:46.184
145	47.543	1:47.089												

BOOKATRACK.com Caterham Graduate - Graduate Class

1st Session

(contd.)

Lap 11			Lap 12			Lap 13			Lap 14			Lap 15		
No	Behind	Laptime	No	Behind	Laptime	No	Behind	Laptime	No	Behind	Laptime	No	Behind	Laptime
127		1:37.946	103		1:38.509									
124	0.161	1:38.813	140	0.132	1:38.900									
140	0.253	1:37.989	115	0.454	1:37.787									
125	0.265	1:39.462	124	0.899	1:39.759									
103	0.512	1:39.592	117	1.162	1:38.859									
142	1.154	1:39.511	125	1.749	1:40.505									
117	1.324	1:38.067	118	2.232	1:39.246									
115	1.688	1:39.217	116	2.703	1:37.269									
104	1.761	1:38.914	104	4.331	1:41.591									
118	2.007	1:39.308	136	6.936	1:39.726									
116	4.455	1:36.725	110	8.400	1:40.648									
136	6.231	1:38.345	142	13.087	1:50.954									
110	6.773	1:38.474	127	24.112	2:03.133P									
128	32.099	1:41.989	128	36.685	1:43.607									
122	32.401	1:41.803	122	37.452	1:44.072									
131	32.741	1:41.652	108	37.503	1:42.034									
108	34.490	1:40.501	131	38.343	1:44.623									
123	3 LAPS	1:42.224	123	3 LAPS	1:45.241									
121	52.885	1:43.590	121	58.519	1:44.655									
145	1:21.323	1:46.168	145	1:27.556	1:45.254									

York Fitness Post Historic Touring Cars QUALIFYING - RACE 2

POS	NO	CL	DRIVER	NAT	CAR	TIME	LAPS	GAP	MPH
1	55	A	David HOWARD		Jaguar XJ12 Series One	1:34.693	7		89.56
2	30	C	Dave NIXON		Mazda RX3 Coupe	1:35.749	7	1.056	88.58
3	1	B	Nick DANN		Ford Capri	1:35.974	7	1.281	88.37
4	14	C	Tony CAUDGINGTON		Triumph Dolomite Sprint	1:36.090	7	1.397	88.26
5	76	B	Neil BRAY		Ford Capri	1:36.654	7	1.961	87.75
6	50	E	Steven YOUNG		BL Mini Clubman	1:37.198	7	2.505	87.26
7	42	C	Stephen PRIMETT		Ford Escort	1:38.538	7	3.845	86.07
8	71	B	Peter HOLTON		Rover P6	1:38.936	6	4.243	85.72
9	23	C	Graham STEPHENS		Ford Escort	1:39.386	7	4.693	85.34
10	57	C	David HALL		Vauxhall Firenza	1:40.603	7	5.910	84.30
11	69	C	Mark AISTRUP		Ford Escort RS2000	1:41.802	7	7.109	83.31
12	62	C	Mike DUGDALE		Ford Escort RS2000 MK1	1:43.588	4	8.895	81.87
13	47	C	Simon KINGSEY		Ford Escort RS2000	1:44.450	3	9.757	81.20
14	95	C	Len ALLGOOD		Ford Escort RS2000	1:45.698	7	11.005	80.24
15	3	D	James CHRISTIE		Hillman Avenger	1:46.068	7	11.375	79.96
16	53	B	Ian CLARK		Ford Capri	1:46.170	7	11.477	79.88
17	99	C	Paul CONBOY		Vauxhall Firenza	1:47.458	2	12.765	78.92
18	86	C	Scott GELSTHORPE		Triumph Dolomite Sprint	1:47.619	7	12.926	78.81
19	90	D	Peter ST BARBE		Lotus Cortina	1:48.143	7	13.450	78.42
20	11	D	Roger STANFORD		Lotus Cortina	6:12.299	1	4:37.606	22.78
21	49	C	Mark OSBORNE		Triumph Dolomite Sprint	6:14.398	1	4:39.705	22.65

Car 3 - No transponder

Weather / Track : Cloudy / Changeable

These results are provisional until the conclusion of any judicial and technical matters.

Thruxton

Circuit Length = 2.3560 miles.

Start: 09:20 End: 09:42

Clerk of Course:	Stewards:	Timekeeper:
------------------	-----------	-------------

York Fitness Post Historic Touring Cars LAP ANALYSIS - RACE 2

1	Nick DANN	Ford Capri
1 -	6:49.803	6 - 1:38.362
2 -	1:43.033	7 - 1:35.974
3 -	1:40.366	
4 -	X:00.000P	
5 -	1:43.744	
3	James CHRISTIE	Hillman Avenger
1 -	6:37.756	6 - 1:46.395
2 -	1:52.765	7 - 1:46.068
3 -	2:01.352	
4 -	X:00.000P	
5 -	1:57.946	
11	Roger STANFORD	Lotus Cortina
1 -	6:12.299	
14	Tony CAUDGINGTON	Triumph Dolomite Sprint
1 -	5:59.404	6 - 1:36.090
2 -	1:36.310	7 - 1:37.833
3 -	1:36.107	
4 -	X:00.000P	
5 -	1:49.134	
23	Graham STEPHENS	Ford Escort
1 -	6:39.164	6 - 1:40.280
2 -	1:46.179	7 - 1:39.386
3 -	1:41.689	
4 -	X:00.000P	
5 -	1:45.973	
30	Dave NIXON	Mazda RX3 Coupe
1 -	6:33.910	6 - 1:35.749
2 -	1:39.735	7 - 2:56.371P
3 -	1:37.277	
4 -	X:00.000P	
5 -	1:47.612	
42	Stephen PRIMETT	Ford Escort
1 -	6:43.017	6 - 1:38.538
2 -	1:46.627	7 - 1:38.969
3 -	1:40.014	
4 -	X:00.000P	
5 -	1:48.650	

York Fitness Post Historic Touring Cars

LAP ANALYSIS - RACE 2

(contd.)

47	Simon KINGSEY	Ford Escort RS2000
1 - 6:03.946 2 - 1:44.450 3 - 2:09.973		
49	Mark OSBORNE	Triumph Dolomite Sprint
1 - 6:14.398		
50	Steven YOUNG	BL Mini Clubman
1 - 6:36.889 6 - 1:37.198 2 - 1:39.200 7 - 1:37.830 3 - 1:37.764 4 - X:00.000P 5 - 1:47.289		
53	Ian CLARK	Ford Capri
1 - 6:21.232 6 - 1:46.170 2 - 2:00.577 7 - 1:49.187 3 - 1:53.546 4 - X:00.000P 5 - 2:00.196		
55	David HOWARD	Jaguar XJ12 Series One
1 - 6:00.218 6 - 1:34.693 2 - 1:37.060 7 - 1:35.590 3 - 1:35.018 4 - X:00.000P 5 - 1:50.790		
57	David HALL	Vauxhall Firenza
1 - 6:23.679 6 - 1:42.274 2 - 1:52.233 7 - 1:40.603 3 - 1:45.293 4 - X:00.000P 5 - 1:50.800		
62	Mike DUGDALE	Ford Escort RS2000 MK1
1 - 6:08.067 2 - X:00.000P 3 - 1:57.952 4 - 1:43.588		

York Fitness Post Historic Touring Cars

LAP ANALYSIS - RACE 2

(contd.)

69	Mark AISTRUP	Ford Escort RS2000
1 -	6:23.098	6 - 1:41.802
2 -	1:51.765	7 - 1:41.880
3 -	1:43.916	
4 -	X:00.000P	
5 -	2:00.132	
71	Peter HOLTON	Rover P6
1 -	7:12.930	6 - 1:38.936
2 -	1:45.098	
3 -	X:00.000P	
4 -	1:51.500	
5 -	1:39.452	
76	Neil BRAY	Ford Capri
1 -	6:33.965	6 - 1:36.654
2 -	1:53.090	7 - 1:56.770
3 -	1:46.493	
4 -	X:00.000P	
5 -	1:47.980	
86	Scott GELSTHORPE	Triumph Dolomite Sprint
1 -	6:39.391	6 - 1:47.619
2 -	1:55.821	7 - 1:48.127
3 -	1:53.500	
4 -	X:00.000P	
5 -	1:58.797	
90	Peter ST BARBE	Lotus Cortina
1 -	6:01.837	6 - 1:48.256
2 -	1:55.317	7 - 1:50.010
3 -	1:48.143	
4 -	X:00.000P	
5 -	1:58.044	
95	Len ALLGOOD	Ford Escort RS2000
1 -	6:36.769	6 - 1:47.612
2 -	1:54.794	7 - 1:45.698
3 -	1:53.112	
4 -	X:00.000P	
5 -	1:58.484	
99	Paul CONBOY	Vauxhall Firenza
1 -	6:44.889	
2 -	1:47.458	

York Fitness Post Historic Touring Cars

GRID - RACE 2

ROW 11	6:14.398 49 OSBORNE		
ROW 10	1:48.143 90 ST BARBE	6:12.299 11 STANFORD	
ROW 9	1:47.458 99 CONBOY	1:47.619 86 GELSTHORPE	
ROW 8	1:46.068 3 CHRISTIE	1:46.170 53 CLARK	
ROW 7	1:44.450 47 KINGSEY	1:45.698 95 ALLGOOD	
ROW 6	1:41.802 69 AISTRUP	1:43.588 62 DUGDALE	
ROW 5	1:39.386 23 STEPHENS	1:40.603 57 HALL	
ROW 4	1:38.538 42 PRIMETT	1:38.936 71 HOLTON	
ROW 3	1:36.654 76 BRAY	1:37.198 50 YOUNG	
ROW 2	1:35.974 1 DANN	1:36.090 14 CAUDGINGTON	
ROW 1	1:34.693 55 HOWARD	1:35.749 30 NIXON	
	POLE		

Car 3 - No transponder

Weather / Track : Cloudy / Changeable

These results are provisional until the conclusion of any judicial and technical matters.

Thruxton

Circuit Length = 2.3560 miles.

Start: 09:20 End: 09:42

Clerk of Course:

Stewards:

Timekeeper:

York Fitness Post Historic Touring Cars

RACE CLASSIFICATION - RACE 2

POS	NO	CL	DRIVER	NAT	CAR	TIME	LAPS	GAP	MPH	BEST
1	55	A	David HOWARD		Jaguar XJ12 Series One	16:09.997	10		87.43	1:36.032
2	1	B	Nick DANN		Ford Capri	16:10.574	10		87.38	1:36.126
3	42	C	Stephen PRIMETT		Ford Escort	16:11.042	10		87.34	1:35.541
4	76	B	Neil BRAY		Ford Capri	16:26.021	10		86.01	1:36.570
5	23	C	Graham STEPHENS		Ford Escort	16:38.550	10		84.93	1:37.170
6	71	B	Peter HOLTON		Rover P6	16:40.150	10		84.80	1:37.628
7	69	C	Mark AISTRUP		Ford Escort RS2000	16:51.608	10		83.84	1:38.970
8	50	E	Steven YOUNG		BL Mini Clubman	16:57.029	10		83.39	1:37.275
9	57	C	David HALL		Vauxhall Firenza	16:57.344	10		83.37	1:39.551
10	90	D	Peter ST BARBE		Lotus Cortina	17:33.843	10		80.48	1:43.077
11	53	B	Ian CLARK		Ford Capri	17:38.248	10		80.14	1:40.622

NOT CLASSIFIED

95	C	Len ALLGOOD		Ford Escort RS2000	14:02.925	8	D.N.F.	80.49	1:43.168
3	D	James CHRISTIE		Hillman Avenger	13:41.805	7	D.N.F.	72.24	1:48.496
62	C	Mike DUGDALE		Ford Escort RS2000 MK1	10:07.542	6	D.N.F.	83.76	1:38.305
14	C	Tony CAUDGINGTON		Triumph Dolomite Sprint	4:56.506	3	D.N.F.	85.81	1:35.234
47	C	Simon KINGSEY		Ford Escort RS2000	3:35.230	2	D.N.F.	78.81	1:45.155

FASTEST LAP

14	C	Tony CAUDGINGTON		Triumph Dolomite Sprint	1:35.234	2	89.06mph	143.32kph
55	A	David HOWARD		Jaguar XJ12 Series One	1:36.032	2	88.32mph	142.13kph
1	B	Nick DANN		Ford Capri	1:36.126	4	88.23mph	141.99kph
50	E	Steven YOUNG		BL Mini Clubman	1:37.275	9	87.19mph	140.32kph
90	D	Peter ST BARBE		Lotus Cortina	1:43.077	9	82.28mph	132.42kph

Weather / Track : Sunny / Dry

Thruxton
Circuit Length = 2.3560 miles.
Start: 14:01 End: 14:17

Clerk of Course:	Stewards:	Timekeeper:
------------------	-----------	-------------

York Fitness Post Historic Touring Cars LAP CHART - Race 2

Lap 1			Lap 2			Lap 3			Lap 4			Lap 5		
No	Behind	Laptime	No	Behind	Laptime	No	Behind	Laptime	No	Behind	Laptime	No	Behind	Laptime
55		1:41.382	55		1:36.032	55		1:36.439	55		1:36.382	55		1:36.396
1	0.909	1:42.291	1	1.004	1:36.127	1	0.860	1:36.295	1	0.604	1:36.126	1	1.081	1:36.873
42	2.552	1:43.934	42	2.061	1:35.541	42	1.182	1:35.560	42	1.354	1:36.554	42	1.705	1:36.747
76	3.154	1:44.536	14	2.685	1:35.234	14	2.653	1:36.407	76	6.083	1:36.570	76	7.449	1:37.762
14	3.483	1:44.865	76	5.098	1:37.976	76	5.895	1:37.236	23	9.019	1:38.002	23	11.370	1:38.747
23	4.784	1:46.166	23	6.668	1:37.916	23	7.399	1:37.170	62	15.787	1:38.761	50	19.640	1:39.249
50	7.767	1:49.149	50	9.991	1:38.256	50	12.909	1:39.357	50	16.787	1:40.260	71	21.187	1:39.861
62	8.423	1:49.805	62	11.227	1:38.836	62	13.408	1:38.620	71	17.722	1:38.668	62	22.606	1:43.215
47	8.693	1:50.075	71	12.727	1:40.141	71	15.436	1:39.148	69	22.426	1:39.393	69	25.439	1:39.409
71	8.618	1:50.000	69	15.755	1:41.814	69	19.415	1:40.099	57	23.991	1:39.957	57	27.146	1:39.551
57	9.393	1:50.775	57	15.809	1:42.448	57	20.416	1:41.046	90	34.650	1:45.404	90	44.244	1:45.990
69	9.973	1:51.355	47	17.816	1:45.155	90	25.628	1:43.935	95	37.952	1:43.926	95	44.724	1:43.168
90	10.694	1:52.076	90	18.132	1:43.470	95	30.408	1:44.090	53	46.681	1:43.634	53	54.017	1:43.732
95	14.183	1:55.565	95	22.757	1:44.606	53	39.429	1:47.996	3	59.141	1:52.131	3	1:18.140	1:55.395
3	15.191	1:56.573	3	27.655	1:48.496	3	43.392	1:52.176						
53	16.116	1:57.498	53	27.872	1:47.788									

York Fitness Post Historic Touring Cars

LAP CHART - Race 2

(contd.)

Lap 6			Lap 7			Lap 8			Lap 9			Lap 10		
No	Behind	Laptime	No	Behind	Laptime	No	Behind	Laptime	No	Behind	Laptime	No	Behind	Laptime
55		1:36.573	55		1:37.038	55		1:36.738	55		1:36.414	55		1:36.603
1	0.774	1:36.266	1	0.873	1:37.137	1	0.511	1:36.376	1	0.817	1:36.720	1	0.577	1:36.363
42	1.263	1:36.131	42	1.325	1:37.100	42	0.943	1:36.356	42	1.465	1:36.936	42	1.045	1:36.183
76	9.736	1:38.860	76	11.265	1:38.567	76	12.432	1:37.905	76	13.781	1:37.763	76	16.024	1:38.846
23	14.382	1:39.585	3	1 LAP	2:11.581	23	22.315	1:41.019	23	27.200	1:41.299	23	28.553	1:37.956
50	21.968	1:38.901	23	18.034	1:40.690	71	27.680	1:38.900	71	29.128	1:37.862	71	30.153	1:37.628
71	23.329	1:38.715	50	24.096	1:39.166	69	33.505	1:39.974	69	37.067	1:39.976	69	41.611	1:41.147
62	24.338	1:38.305	71	25.518	1:39.227	57	37.413	1:40.443	57	41.654	1:40.655	50	47.032	1:41.425
69	27.836	1:38.970	69	30.269	1:39.471	50	41.349	1:53.991	50	42.210	1:37.275	57	47.347	1:42.296
57	30.338	1:39.765	57	33.708	1:40.408	3	1 LAP	2:05.453	53	1:14.850	1:42.611	90	1:23.846	1:43.614
95	52.620	1:44.469	95	58.918	1:43.336	95	1:05.945	1:43.765	90	1:16.835	1:43.077	53	1:28.251	1:50.004
90	53.382	1:45.711	90	1:01.092	1:44.748	53	1:08.653	1:41.884						
53	59.923	1:42.479	53	1:03.507	1:40.622	90	1:10.172	1:45.818						

Lancaster Insurance MG Owners Club Championship

QUALIFYING - RACE 3

POS	NO	CL	DRIVER	NAT	CAR	TIME	LAPS	GAP	MPH
1	5	F	Stuart PLOTNEK		MG	1:34.352	8		89.89
2	2	F	Gary SMITH		MGF VVC	1:35.206	9	0.854	89.08
3	59	A	Paul NAISH		MG Maestro	1:35.436	8	1.084	88.87
4	33	F	Ian DEAVES		MG	1:37.509	9	3.157	86.98
5	99	F	Doug COLE		MG VVC	1:37.618	9	3.266	86.88
6	44	F	Martin WILLS		MG	1:37.697	9	3.345	86.81
7	23	F	Paul j SAVAGE		MGF	1:37.961	7	3.609	86.58
8	10	A	Jim BAYNAM		MGB	1:37.984	9	3.632	86.56
9	57	F	Robin WALKER		MG	1:38.065	9	3.713	86.49
10	18	A	Malcolm HILL		MGB GT	1:38.469	9	4.117	86.13
11	77	F	Nick DUNN		MG	1:39.004	9	4.652	85.66
12	6	F	Ian EVANS		MG	1:39.280	9	4.928	85.43
13	92	A	Philip WATERMAN		MG Midget	1:39.807	9	5.455	84.98
14	32	A	Ian TENNYSON-WOOLCOT		MG Midget	1:39.836	9	5.484	84.95
15	17	F	Stuart PHILPS		MGF	1:39.892	9	5.540	84.90
16	28	A	Christopher POLLARD		MG Midget	1:40.406	9	6.054	84.47
17	36	F	Peter TOMLIN		MG	1:40.783	9	6.431	84.15
18	7	A	Roy CLARKSON		MGB Roadster	1:40.947	9	6.595	84.02
19	9	A	Trevor DIXON		MG BGT	1:41.012	9	6.660	83.96
20	14	A	David AMPHLETT		MG B	1:41.487	9	7.135	83.57
21	37	A	John KIMBER		MGB GT	1:43.229	9	8.877	82.16
22	22	F	Paul TOBIAS		MGF	1:43.772	9	9.420	81.73
23	51	F	David LAMBERT		MG F	1:46.700	7	12.348	79.49
24	50	F	Sarah LAMBERT		MG F	1:52.922	8	18.570	75.11
25	13	A	Kelly ISHERWOOD		MG BGT	1:53.254	8	18.902	74.89
26	25	A	Kevin BROADLEY		MG GT	1:59.096	8	24.744	71.21

Car 18 - check transponder location or connector

Weather / Track : Cloudy / Changeable

These results are provisional until the conclusion of any judicial and technical matters.

Thruxton

Circuit Length = 2.3560 miles.

Start: 09:48 End: 10:03

Clerk of Course:	Stewards:	Timekeeper:
------------------	-----------	-------------

Lancaster Insurance MG Owners Club Championship LAP ANALYSIS - RACE 3

2	Gary SMITH	MGF VVC
1 -	5:11.573	6 - 1:35.397
2 -	1:39.522	7 - 1:35.627
3 -	1:36.995	8 - 1:35.206
4 -	1:38.272	9 - 1:58.815
5 -	1:36.544	
5	Stuart PLOTNEK	MG
1 -	5:07.482	6 - 1:34.352
2 -	1:37.783	7 - 1:34.475
3 -	1:35.326	8 - 3:23.908P
4 -	1:36.366	
5 -	1:37.425	
6	Ian EVANS	MG
1 -	5:34.009	6 - 1:40.560
2 -	1:44.654	7 - 1:40.930
3 -	1:42.273	8 - 1:39.280
4 -	1:40.028	9 - 1:42.710
5 -	1:40.796	
7	Roy CLARKSON	MGB Roadster
1 -	5:52.483	6 - 1:41.856
2 -	1:44.566	7 - 1:42.411
3 -	1:41.517	8 - 1:41.749
4 -	1:44.121	9 - 1:40.947
5 -	1:41.642	
9	Trevor DIXON	MG BGT
1 -	6:05.251	6 - 1:41.919
2 -	1:47.901	7 - 1:45.058
3 -	1:43.515	8 - 1:41.012
4 -	1:42.122	9 - 1:42.713
5 -	1:41.528	
10	Jim BAYNAM	MGB
1 -	6:08.656	6 - 1:37.984
2 -	1:39.969	7 - 1:40.540
3 -	1:40.174	8 - 1:39.437
4 -	1:42.142	9 - 1:40.215
5 -	1:38.555	
13	Kelly ISHERWOOD	MG BGT
1 -	6:13.963	6 - 1:53.254
2 -	2:04.466	7 - 1:53.740
3 -	1:58.713	8 - 1:53.280
4 -	1:58.150	
5 -	1:58.450	

Lancaster Insurance MG Owners Club Championship

LAP ANALYSIS - RACE 3

(contd.)

14	David AMPHLETT	MG B
1 -	5:14.653	6 - 1:47.017
2 -	1:43.349	7 - 1:41.875
3 -	1:41.567	8 - 1:42.681
4 -	1:41.487	9 - 1:43.290
5 -	1:43.537	
17	Stuart PHILPS	MGF
1 -	5:20.970	6 - 1:41.472
2 -	1:42.709	7 - 1:41.294
3 -	1:42.404	8 - 1:39.892
4 -	1:41.087	9 - 1:40.017
5 -	1:44.370	
18	Malcolm HILL	MGB GT
1 -	6:05.396	6 - 1:39.481
2 -	1:43.791	7 - 1:38.469
3 -	1:41.132	8 - 1:40.464
4 -	1:42.230	9 - 1:39.504
5 -	1:39.780	
22	Paul TOBIAS	MGF
1 -	5:34.404	6 - 1:46.244
2 -	1:53.175	7 - 1:45.987
3 -	1:43.772	8 - 1:44.050
4 -	1:55.298	9 - 1:44.247
5 -	1:47.758	
23	Paul j SAVAGE	MGF
1 -	5:41.897	6 - 1:38.782
2 -	1:45.047	7 - 1:37.961
3 -	1:39.936	
4 -	5:18.536	
5 -	1:38.588	
25	Kevin BROADLEY	MG GT
1 -	5:46.245	6 - 2:06.334
2 -	2:00.360	7 - 1:59.202
3 -	2:01.631	8 - 2:03.431
4 -	1:59.096	
5 -	2:03.819	
28	Christopher POLLARD	MG Midget
1 -	5:32.028	6 - 1:40.873
2 -	1:46.456	7 - 1:40.406
3 -	1:45.151	8 - 2:07.854
4 -	1:43.645	9 - 1:45.643
5 -	1:42.602	

Lancaster Insurance MG Owners Club Championship

LAP ANALYSIS - RACE 3

(contd.)

32	Ian TENNYSON-WOOLCOT	MG Midget
1 -	5:23.754	6 - 1:40.609
2 -	1:50.762	7 - 1:40.654
3 -	1:48.523	8 - 1:42.162
4 -	1:46.145	9 - 1:39.836
5 -	1:41.945	
33	Ian DEAVES	MG
1 -	5:38.022	6 - 2:19.633P
2 -	1:43.460	7 - 1:43.583
3 -	1:39.139	8 - 1:39.125
4 -	1:37.509	9 - 1:37.711
5 -	1:37.677	
36	Peter TOMLIN	MG
1 -	5:50.112	6 - 1:44.994
2 -	1:49.811	7 - 1:43.284
3 -	1:44.500	8 - 1:40.783
4 -	1:45.906	9 - 1:44.120
5 -	1:45.545	
37	John KIMBER	MGB GT
1 -	5:52.265	6 - 1:43.380
2 -	1:50.198	7 - 1:46.101
3 -	1:45.312	8 - 1:44.878
4 -	1:46.449	9 - 1:43.229
5 -	1:43.777	
44	Martin WILLS	MG
1 -	5:19.683	6 - 1:42.108
2 -	1:42.182	7 - 1:38.748
3 -	1:40.623	8 - 1:37.879
4 -	1:40.271	9 - 1:37.697
5 -	1:40.291	
50	Sarah LAMBERT	MG F
1 -	5:49.217	6 - 1:57.758
2 -	2:04.305	7 - 1:53.041
3 -	1:57.923	8 - 1:52.922
4 -	2:00.201	
5 -	2:01.008	
51	David LAMBERT	MG F
1 -	6:17.034	6 - 1:48.922
2 -	1:59.174	7 - 1:46.700
3 -	1:50.435	
4 -	1:50.012	
5 -	1:50.449	

Lancaster Insurance MG Owners Club Championship

LAP ANALYSIS - RACE 3

(contd.)

57	Robin WALKER	MG
1 -	6:09.907	6 - 1:38.065
2 -	1:40.533	7 - 1:40.415
3 -	1:39.288	8 - 1:39.374
4 -	1:39.621	9 - 1:40.162
5 -	1:39.313	
59	Paul NAISH	MG Maestro
1 -	7:16.253	6 - 1:35.785
2 -	1:37.038	7 - 1:36.007
3 -	1:36.030	8 - 1:35.436
4 -	1:37.137	
5 -	1:37.667	
77	Nick DUNN	MG
1 -	6:15.628	6 - 1:39.642
2 -	1:48.036	7 - 1:39.004
3 -	1:44.349	8 - 1:41.059
4 -	1:42.219	9 - 1:39.998
5 -	1:40.006	
92	Philip WATERMAN	MG Midget
1 -	5:58.023	6 - 1:44.250
2 -	1:45.507	7 - 1:43.080
3 -	1:43.902	8 - 1:39.807
4 -	1:44.818	9 - 1:41.785
5 -	1:42.808	
99	Doug COLE	MG VVC
1 -	6:10.778	6 - 1:38.488
2 -	1:39.128	7 - 1:38.024
3 -	1:38.073	8 - 1:38.085
4 -	1:38.547	9 - 1:37.618
5 -	1:55.296	

Lancaster Insurance MG Owners Club Championship

GRID - RACE 3

ROW 13	1:53.254 13 ISHERWOOD	1:59.096 25 BROADLEY
ROW 12	1:46.700 51 LAMBERT	1:52.922 50 LAMBERT
ROW 11	1:43.229 37 KIMBER	1:43.772 22 TOBIAS
ROW 10	1:41.012 9 DIXON	1:41.487 14 AMPHLETT
ROW 9	1:40.783 36 TOMLIN	1:40.947 7 CLARKSON
ROW 8	1:39.892 17 PHILPS	1:40.406 28 POLLARD
ROW 7	1:39.807 92 WATERMAN	1:39.836 32 TENNYSON-WOOLCOT
ROW 6	1:39.004 77 DUNN	1:39.280 6 EVANS
ROW 5	1:38.065 57 WALKER	1:38.469 18 HILL
ROW 4	1:37.961 23 SAVAGE	1:37.984 10 BAYNAM
ROW 3	1:37.618 99 COLE	1:37.697 44 WILLS
ROW 2	1:35.436 59 NAISH	1:37.509 33 DEAVES
ROW 1	1:34.352 5 PLOTNEK	1:35.206 2 SMITH

POLE

Car 18 - check transponder location or connector

Weather / Track : Cloudy / Changeable

These results are provisional until the conclusion of any judicial and technical matters.

Thruxton

Circuit Length = 2.3560 miles.

Start: 09:48 End: 10:03

Clerk of Course:

Stewards:

Timekeeper:

Lancaster Insurance MG Owners Club Championship

RACE CLASSIFICATION - RACE 3

POS	NO	CL	DRIVER	NAT	CAR	TIME	LAPS	GAP	MPH	BEST
1	2	F	Gary SMITH		MGF VVC	16:07.649	10		87.65	1:35.001
2	5	F	Stuart PLOTNEK		MG	16:08.331	10	0.682	87.59	1:35.005
3	59	A	Paul NAISH		MG F	16:08.886	10	1.237	87.54	1:34.733
4	44	F	Martin WILLS		MG	16:11.545	10	3.896	87.30	1:35.663
5	99	F	Doug COLE		MG VVC	16:13.404	10	5.755	87.13	1:35.638
6	23	F	Paul j SAVAGE		MGF	16:21.105	10	13.456	86.44	1:35.814
7	33	F	Ian DEAVES		MG	16:31.114	10	23.465	85.57	1:35.625
8	6	F	Ian EVANS		MG	16:31.410	10	23.761	85.55	1:37.329
9	57	F	Robin WALKER		MG	16:32.970	10	25.321	85.41	1:36.572
10	77	F	Nick DUNN		MG	16:41.422	10	33.773	84.69	1:38.198
11	10	A	Jim BAYNAM		MGB	16:43.288	10	35.639	84.53	1:38.092
12	18	A	Malcolm HILL		MGB GT	16:48.847	10	41.198	84.07	1:38.466
13	32	A	Ian TENNYSON-WOOLCOT		MG Midget	16:55.840	10	48.191	83.49	1:38.342
14	92	A	Philip WATERMAN		MG Midget	17:00.772	10	53.123	83.09	1:39.784
15	9	A	Trevor DIXON		MG BGT	17:16.264	10	1:08.615	81.84	1:40.076
16	28	A	Christopher POLLARD		MG Midget	17:17.940	10	1:10.291	81.71	1:39.082
17	7	A	Roy CLARKSON		MGB Roadster	17:21.629	10	1:13.980	81.42	1:39.830
18	14	A	David AMPHLETT		MG B	17:21.932	10	1:14.283	81.40	1:40.654
19	22	F	Paul TOBIAS		MGF	17:49.614	10	1:41.965	79.29	1:41.809
20	51	F	David LAMBERT		MG F	16:23.282	9	1 LAP	77.63	1:44.471
21	13	A	Kelly ISHERWOOD		MG BGT	16:43.160	9	1 LAP	76.09	1:48.123
22	50	F	Sarah LAMBERT		MG F	16:57.554	9	1 LAP	75.01	1:46.347
23	25	A	Kevin BROADLEY		MG GT	17:58.391	9	1 LAP	70.78	1:55.970
NOT CLASSIFIED										
36	F	Peter TOMLIN		MG		15:44.002	9	D.N.F.	80.86	1:40.425
17	F	Stuart PHILPS		MGF		14:49.281	8	D.N.F.	76.30	1:40.105
FASTEST LAP										
59	A	Paul NAISH		MG F		1:34.733	9	89.53mph	144.08kph	
2	F	Gary SMITH		MGF VVC		1:35.001	4	89.27mph	143.68kph	

Weather / Track : Sunny / Dry
 These results are provisional until the conclusion of any judicial and technical matters.

Thruxton
 Circuit Length = 2.3560 miles.
 Start: 14:32 End: 14:48

Clerk of Course:	Stewards:	Timekeeper:
------------------	-----------	-------------

Lancaster Insurance MG Owners Club Championship

1st Session

Lap 1			Lap 2			Lap 3			Lap 4			Lap 5		
No	Behind	Laptime	No	Behind	Laptime	No	Behind	Laptime	No	Behind	Laptime	No	Behind	Laptime
2		1:42.846	5		1:36.198	5		1:35.718	5		1:36.042	2		1:36.575
5	0.578	1:43.424	2	1.533	1:38.309	2	1.450	1:35.635	2	0.409	1:35.001	5	0.076	1:37.060
44	2.116	1:44.962	44	2.525	1:37.185	44	2.470	1:35.663	44	2.168	1:35.740	44	1.325	1:36.141
59	2.106	1:44.952	59	3.415	1:38.085	59	3.095	1:35.398	59	2.753	1:35.700	59	1.828	1:36.059
33	3.055	1:45.901	99	3.853	1:37.094	99	4.256	1:36.121	99	3.852	1:35.638	25	1 LAP	1:58.131
99	3.535	1:46.381	33	4.383	1:38.104	33	4.671	1:36.006	33	4.254	1:35.625	99	3.277	1:36.409
23	4.114	1:46.960	23	4.807	1:37.469	23	5.406	1:36.317	23	5.178	1:35.814	33	3.995	1:36.725
57	4.520	1:47.366	57	5.204	1:37.460	57	6.318	1:36.832	57	6.848	1:36.572	23	4.673	1:36.479
6	5.063	1:47.909	6	6.355	1:38.068	6	8.497	1:37.860	6	9.784	1:37.329	57	7.919	1:38.055
10	6.479	1:49.325	10	8.657	1:38.954	10	11.891	1:38.952	10	14.760	1:38.911	6	10.610	1:37.810
17	7.055	1:49.901	77	10.996	1:39.455	77	13.591	1:38.313	77	15.836	1:38.287	10	17.281	1:39.505
18	7.564	1:50.410	18	11.398	1:40.610	18	14.661	1:38.981	18	17.085	1:38.466	77	17.865	1:39.013
77	8.317	1:51.163	9	12.130	1:40.076	9	16.703	1:40.291	9	20.963	1:40.302	18	19.087	1:38.986
9	8.830	1:51.676	92	14.181	1:41.065	92	19.507	1:41.044	92	24.127	1:40.662	9	25.340	1:41.361
92	9.892	1:52.738	36	18.455	1:42.776	32	26.383	1:42.842	32	30.961	1:40.620	92	27.860	1:40.717
36	12.455	1:55.301	32	19.259	1:42.587	36	27.335	1:44.598	36	33.889	1:42.596	32	33.751	1:39.774
32	13.448	1:56.294	22	20.236	1:42.947	22	28.001	1:43.483	22	34.702	1:42.743	36	39.271	1:42.366
22	14.065	1:56.911	7	20.696	1:43.031	28	28.688	1:43.108	14	35.335	1:42.071	22	39.527	1:41.809
7	14.441	1:57.287	14	21.098	1:42.272	14	29.306	1:43.926	28	35.572	1:42.926	14	40.216	1:41.865
28	15.183	1:58.029	28	21.298	1:42.891	7	30.801	1:45.823	7	36.493	1:41.734	28	40.403	1:41.815
14	15.602	1:58.448	51	27.512	1:48.235	51	40.749	1:48.955	17	51.810	1:40.105	7	41.650	1:42.141
51	16.053	1:58.899	13	38.011	1:51.769	17	47.747	1:41.892	51	53.646	1:48.939	17	56.241	1:41.415
50	21.840	2:04.686	50	39.352	1:54.288	13	51.627	1:49.334	13	1:04.938	1:49.353	51	1:05.841	1:49.179
13	23.018	2:05.864	17	41.573	2:11.294	50	55.982	1:52.348	50	1:08.010	1:48.070	13	1:17.246	1:49.292
25	30.008	2:12.854	25	54.004	2:00.772	25	1:16.798	1:58.512				50	1:18.115	1:47.089

Lancaster Insurance MG Owners Club Championship

1st Session

(contd.)

Lap 6			Lap 7			Lap 8			Lap 9			Lap 10		
No	Behind	Laptime	No	Behind	Laptime	No	Behind	Laptime	No	Behind	Laptime	No	Behind	Laptime
2		1:36.289	2		1:36.134	2		1:35.789	2		1:35.937	2		1:35.134
5	1.191	1:37.404	5	0.929	1:35.872	5	1.277	1:36.137	5	0.345	1:35.005	5	0.682	1:35.471
44	1.305	1:36.269	59	1.566	1:36.004	59	1.775	1:35.998	59	0.571	1:34.733	59	1.237	1:35.800
59	1.696	1:36.157	44	2.731	1:37.560	44	3.244	1:36.302	44	3.210	1:35.903	44	3.896	1:35.820
99	3.491	1:36.503	99	4.069	1:36.712	99	4.843	1:36.563	99	5.086	1:36.180	99	5.755	1:35.803
33	3.897	1:36.191	23	6.338	1:37.395	23	7.929	1:37.380	51	1 LAP	1:50.333	23	13.456	1:38.449
23	5.077	1:36.693	57	13.333	1:38.985	13	1 LAP	1:50.911	23	10.141	1:38.149	51	1 LAP	1:44.471
57	10.482	1:38.852	33	13.629	1:45.866	57	17.236	1:39.692	17	1 LAP	2:21.433P	33	23.465	1:39.043
6	11.990	1:37.669	6	13.845	1:37.989	33	17.426	1:39.586	33	19.556	1:38.067	6	23.761	1:37.431
77	20.344	1:38.768	77	22.408	1:38.198	6	17.516	1:39.460	6	21.464	1:39.885	57	25.321	1:37.740
10	21.104	1:40.112	10	23.062	1:38.092	50	1 LAP	2:05.741	13	1 LAP	1:48.123	77	33.773	1:38.624
18	22.137	1:39.339	18	25.304	1:39.301	77	26.029	1:39.410	57	22.715	1:41.416	13	1 LAP	1:48.856
25	1 LAP	2:00.600	9	34.914	1:41.336	10	26.881	1:39.608	77	30.283	1:40.191	10	35.639	1:40.292
9	29.712	1:40.661	32	38.493	1:38.581	18	28.455	1:38.940	10	30.481	1:39.537	18	41.198	1:42.777
92	33.136	1:41.565	92	39.216	1:42.214	32	41.211	1:38.507	18	33.555	1:41.037	32	48.191	1:39.709
32	36.046	1:38.584	25	1 LAP	1:57.913	92	43.211	1:39.784	50	1 LAP	1:49.500	50	1 LAP	1:49.485
14	50.773	1:46.846	14	55.979	1:41.340	9	44.125	1:45.000	32	43.616	1:38.342	92	53.123	1:40.459
28	51.338	1:47.224	28	56.892	1:41.688	14	1:00.844	1:40.654	92	47.798	1:40.524	9	1:08.615	1:50.097
7	54.324	1:48.963	7	58.513	1:40.323	28	1:01.722	1:40.619	9	53.652	1:45.464	28	1:10.291	1:39.082
36	55.853	1:52.871	36	1:02.088	1:42.369	7	1:02.554	1:39.830	28	1:06.343	1:40.558	7	1:13.980	1:41.667
22	59.013	1:55.775	17	1:07.059	1:41.078	36	1:06.999	1:40.700	14	1:06.783	1:41.876	14	1:14.283	1:42.634
17	1:02.115	1:42.163	22	1:09.267	1:46.388	25	1 LAP	1:57.618	7	1:07.447	1:40.830	22	1:41.965	1:46.822
51	1:17.494	1:47.942	51	1:27.689	1:46.329	22	1:20.404	1:46.926	36	1:11.487	1:40.425	25	1 LAP	1:56.021
50	1:28.173	1:46.347							25	1 LAP	1:55.970			
13	1:30.615	1:49.658							22	1:30.277	1:45.810			

IBIS Packaging Solutions Classic Group 1 Touring Cars

QUALIFYING - RACE 4

POS	NO	CL	DRIVER	NAT	CAR	TIME	LAPS	GAP	MPH
1	3	B	Chris BRIGHT		Rover SD1	1:34.290	9		89.95
2	18	B	Jim McLOUGLIN		Ford Capri	1:35.332	10	1.042	88.96
3	99	B	Adrian FULLER		Ford Capri	1:36.096	10	1.806	88.26
4	1	B	Martin WEST		Ford Capri	1:36.202	9	1.912	88.16
5	70	D	Andy HAYNE		VW Golf GTI	1:37.650	10	3.360	86.85
6	24	D	Andrew GUY		Ford Escort RS1600i	1:37.678	9	3.388	86.83
7	65	B	Christian GRIFFIN		Rover SDI	1:37.823	5	3.533	86.70
8	5	B	Mark FOWLER		Ford Capri	1:38.039	9	3.749	86.51
9	71	B	Peter HOLTON		Rover P6	1:38.113	9	3.823	86.44
10	10	D	David SCRIVEN		Ford Escort XR3	1:38.148	9	3.858	86.41
11	23	C	Graham STEPHENS		Ford Escort	1:38.759	9	4.469	85.88
12	48	D	Don HUGHES		Volkswagon Golf GTI	1:39.585	9	5.295	85.16
13	37	C	Matthew IRONS		BMW 323i	1:40.486	9	6.196	84.40
14	11	C	Roger STANFORD		BMW 2002	1:40.675	2	6.385	84.24
15	43	D	Peter NIXON		VW Golf GTI	1:40.792	8	6.502	84.15
16	62	C	Mike DUGDALE		Ford Escort RS2000 MK1	1:41.425	9	7.135	83.62
17	28	D	Hugh POSTON		Ford Fiesta	1:43.420	5	9.130	82.01
18	19	B	Alan BOYCE		Ford Capri	1:44.304	8	10.014	81.31
19	69	B	Richard LANGEVELD		Ford Capri 3.0s	1:44.682	9	10.392	81.02
20	7	D	Chris BRAY		Ford Escort	1:46.007	3	11.717	80.01
21	67	D	Martin HOWELL		VW Golf GTI	1:47.210	2	12.920	79.11
22	68	E	Brian GOODWIN		Renault 5	1:50.948	4	16.658	76.44
23	90	D	Peter ST BARBE		Lotus Cortina	1:51.563	5	17.273	76.02
24	22	B	Tim SCOTT-ANDREWS		Rover Vitesse	1:52.835	8	18.545	75.16
25	29	B	Celia STEVENS		BMW 735	1:53.177	7	18.887	74.94
26	77	E	Samantha SEVERS		Renault 5 TS	1:56.288	8	21.998	72.93
27	91	E	James SOBEY		Renault 5 TS	1:56.446	7	22.156	72.83
28	32	D	Royston CARPENTER		Ford Lotus Cortina	5:44.549	1	4:10.259	24.61
29	46	C	David HICKTON		Opel Ascona	10:25.767	1	8:51.477	13.55

Car 5 - No transponder

Weather / Track : Cloudy / Dry

These results are provisional until the conclusion of any judicial and technical matters.

Thruxton

Circuit Length = 2.3560 miles.

Start: 10:11 End: 10:33

Clerk of Course:	Stewards:	Timekeeper:
------------------	-----------	-------------

IBIS Packaging Solutions Classic Group 1 Touring Cars

LAP ANALYSIS - RACE 4

1	Martin WEST	Ford Capri
1 -	6:28.381	6 - 7:51.602P
2 -	1:50.295	7 - 1:52.158
3 -	1:39.844	8 - 1:37.188
4 -	1:38.159	9 - 1:36.889
5 -	1:36.202	
3	Chris BRIGHT	Rover SD1
1 -	6:35.064	6 - 7:53.411P
2 -	1:46.709	7 - 1:48.907
3 -	1:37.983	8 - 1:36.045
4 -	1:40.427	9 - 1:34.290
5 -	1:37.127	
5	Mark FOWLER	Ford Capri
1 -	6:37.349	6 - 7:33.456P
2 -	1:51.806	7 - 1:54.796
3 -	1:48.046	8 - 1:42.607
4 -	1:40.813	9 - 1:38.039
5 -	1:52.914	
7	Chris BRAY	Ford Escort
1 -	6:18.962	
2 -	1:53.080	
3 -	1:46.007	
10	David SCRIVEN	Ford Escort XR3
1 -	6:27.662	6 - 7:46.324P
2 -	1:54.982	7 - 1:54.395
3 -	1:43.537	8 - 1:40.024
4 -	1:41.717	9 - 1:38.148
5 -	1:39.353	
11	Roger STANFORD	BMW 2002
1 -	5:34.207	
2 -	1:40.675	
18	Jim McLOUGHLIN	Ford Capri
1 -	6:01.513	6 - 1:36.402
2 -	1:37.324	7 - 7:17.070P
3 -	1:35.332	8 - 1:44.236
4 -	1:35.438	9 - 1:35.913
5 -	1:36.034	10 - 1:35.428

Car 5 - No transponder
Weather / Track : Cloudy / Dry

IBIS Packaging Solutions Classic Group 1 Touring Cars

LAP ANALYSIS - RACE 4

(contd.)

19	Alan BOYCE	Ford Capri
1 -	6:23.760	6 - 9:29.768
2 -	1:57.947	7 - 1:48.605
3 -	1:50.312	8 - 1:44.304
4 -	1:50.036	
5 -	1:48.633	
22	Tim SCOTT-ANDREWS	Rover Vitesse
1 -	6:17.168	6 - 1:57.224
2 -	2:07.238	7 - 1:55.531
3 -	2:02.578	8 - 1:52.835
4 -	2:01.192	
5 -	8:31.037P	
23	Graham STEPHENS	Ford Escort
1 -	6:20.980	6 - 7:54.623P
2 -	1:43.114	7 - 1:51.127
3 -	1:41.457	8 - 1:42.054
4 -	1:40.245	9 - 1:38.759
5 -	1:41.443	
24	Andrew GUY	Ford Escort RS1600i
1 -	6:24.423	6 - 7:54.183P
2 -	1:45.049	7 - 1:53.444
3 -	1:40.585	8 - 1:39.027
4 -	1:40.952	9 - 1:37.678
5 -	1:40.336	
28	Hugh POSTON	Ford Fiesta
1 -	5:46.716	
2 -	1:45.989	
3 -	1:44.123	
4 -	1:43.546	
5 -	1:43.420	
29	Celia STEVENS	BMW 735
1 -	6:28.434	6 - 3:09.639
2 -	2:03.341	7 - 1:55.831
3 -	1:57.723	
4 -	1:53.177	
5 -	8:06.868P	
32	Royston CARPENTER	Ford Lotus Cortina
1 -	5:44.549	

IBIS Packaging Solutions Classic Group 1 Touring Cars

LAP ANALYSIS - RACE 4

(contd.)

37	Matthew IRONS	BMW 323i
1 -	6:18.280	6 - 7:30.753P
2 -	2:13.743	7 - 1:54.305
3 -	1:46.503	8 - 1:42.029
4 -	1:43.607	9 - 1:40.486
5 -	1:43.755	
43	Peter NIXON	VW Golf GTI
1 -	6:44.188	6 - 1:53.581
2 -	1:48.614	7 - 1:46.585
3 -	3:36.644	8 - 1:40.792
4 -	1:48.249	
5 -	7:29.566P	
46	David HICKTON	Opel Ascona
1 -	X:00.000	
48	Don HUGHES	Volkswagon Golf GTI
1 -	6:17.763	6 - 7:57.314P
2 -	1:52.678	7 - 1:54.688
3 -	1:44.783	8 - 1:40.070
4 -	1:39.585	9 - 1:54.111P
5 -	1:39.636	
62	Mike DUGDALE	Ford Escort RS2000 MK1
1 -	6:38.313	6 - 7:28.785P
2 -	1:53.409	7 - 1:53.581
3 -	1:47.396	8 - 1:41.613
4 -	1:45.156	9 - 1:41.425
5 -	1:45.137	
65	Christian GRIFFIN	Rover SDI
1 -	6:29.975	
2 -	1:49.069	
3 -	1:39.836	
4 -	1:40.425	
5 -	1:37.823	
67	Martin HOWELL	VW Golf GTI
1 -	5:49.070	
2 -	1:47.210	

IBIS Packaging Solutions Classic Group 1 Touring Cars

LAP ANALYSIS - RACE 4

(contd.)

68	Brian GOODWIN	Renault 5
1 - 6:22.299 2 - 1:58.880 3 - 1:50.948 4 - 1:53.929		
69	Richard LANGEVELD	Ford Capri 3.0s
1 - 6:23.114 6 - 7:20.257P 2 - 2:02.354 7 - 1:55.730 3 - 1:51.550 8 - 1:53.797 4 - 1:51.654 9 - 1:44.682 5 - 1:51.911		
70	Andy HAYNE	VW Golf GTI
1 - 5:40.835 6 - 1:41.996 2 - 1:42.290 7 - 7:27.599P 3 - 1:38.216 8 - 1:55.974 4 - 1:38.989 9 - 1:43.137 5 - 1:39.457 10 - 1:37.650		
71	Peter HOLTON	Rover P6
1 - 6:23.470 6 - 7:55.287P 2 - 1:47.139 7 - 1:54.111 3 - 1:40.398 8 - 1:41.782 4 - 1:42.820 9 - 1:38.988 5 - 1:38.113		
77	Samantha SEVERS	Renault 5 TS
1 - 6:22.150 6 - 2:13.422 2 - 2:14.262 7 - 1:58.584 3 - 2:06.003 8 - 1:56.288 4 - 2:00.640 5 - 8:17.785P		
90	Peter ST BARBE	Lotus Cortina
1 - 5:58.228 2 - 1:55.034 3 - 1:52.786 4 - 1:52.363 5 - 1:51.563		
91	James SOBEY	Renault 5 TS
1 - 6:27.530 6 - 2:38.740 2 - 2:10.701 7 - 1:56.446 3 - 2:03.603 4 - 2:00.666 5 - 8:17.457P		

Car 5 - No transponder
 Weather / Track : Cloudy / Dry

**IBIS Packaging Solutions Classic Group 1 Touring Cars
LAP ANALYSIS - RACE 4**

(contd.)


99	Adrian FULLER	Ford Capri
1 - 5:41.961	6 - 1:40.596	
2 - 1:39.173	7 - 6:52.233P	
3 - 1:38.259	8 - 1:43.114	
4 - 1:37.735	9 - 1:36.096	
5 - 1:41.258	10 - 1:36.879	

IBIS Packaging Solutions Classic Group 1 Touring Cars

GRID - RACE 4

ROW 15	10:25.767 46 HICKTON		
ROW 14	1:56.446 91 SOBEY	5:44.549 32 CARPENTER	
ROW 13	1:53.177 29 STEVENS	1:56.288 77 SEVERS	
ROW 12	1:51.563 90 ST BARBE	1:52.835 22 SCOTT-ANDREWS	
ROW 11	1:47.210 67 HOWELL	1:50.948 68 GOODWIN	
ROW 10	1:44.682 69 LANGEVELD	1:46.007 7 BRAY	
ROW 9	1:43.420 28 POSTON	1:44.304 19 BOYCE	
ROW 8	1:40.792 43 NIXON	1:41.425 62 DUGDALE	
ROW 7	1:40.486 37 IRONS	1:40.675 11 STANFORD	
ROW 6	1:38.759 23 STEPHENS	1:39.585 48 HUGHES	
ROW 5	1:38.113 71 HOLTON	1:38.148 10 SCRIVEN	
ROW 4	1:37.823 65 GRIFFIN	1:38.039 5 FOWLER	
ROW 3	1:37.650 70 HAYNE	1:37.678 24 GUY	
ROW 2	1:36.096 99 FULLER	1:36.202 1 WEST	
ROW 1	1:34.290 3 BRIGHT	1:35.332 18 McLOUGHLIN	

POLE



Car 5 - No transponder

Weather / Track : Cloudy / Dry

These results are provisional until the conclusion of any judicial and technical matters.

Thruxton

Circuit Length = 2.3560 miles.

Start: 10:11 End: 10:33

Clerk of Course:

Stewards:

Timekeeper:

IBIS Packaging Solutions Classic Group 1 Touring Cars

RACE CLASSIFICATION - RACE 4

POS	NO	CL	DRIVER	NAT	CAR	TIME	LAPS	GAP	MPH	BEST
1	35	C	Stacy VICKERS		Mazda RX7	12:50.127	8		88.10	1:33.894
2	3	B	Chris BRIGHT		Rover SD1	12:52.860	8	2.733	87.79	1:34.462
3	18	B	Jim McLOUGHLIN		Ford Capri	12:55.066	8	4.939	87.54	1:35.216
4	99	B	Adrian FULLER		Ford Capri	12:56.091	8	5.964	87.42	1:35.282
5	23	C	Graham STEPHENS		Ford Escort	12:57.892	8	7.765	87.22	1:35.526
6	1	B	Martin WEST		Ford Capri	12:58.316	8	8.189	87.17	1:35.547
7	5	B	Mark FOWLER		Ford Capri	13:00.811	8	10.684	86.90	1:34.941
8	65	B	Christian GRIFFIN		Rover SDI	13:05.198	8	15.071	86.41	1:35.634
9	62	C	Mike DUGDALE		Ford Escort RS2000 MK1	13:20.029	8	29.902	84.81	1:37.499
10	70	D	Andy HAYNE		VW Golf GTI	13:32.531	8	42.404	83.50	1:37.707
11	37	C	Matthew IRONS		BMW 323i	13:38.024	8	47.897	82.94	1:40.318
12	10	D	David SCRIVEN		Ford Escort XR3	13:43.485	8	53.358	82.39	1:40.420
13	24	D	Andrew GUY		Ford Escort RS1600i	13:46.052	8	55.925	82.14	1:38.566
14	43	D	Peter NIXON		VW Golf GTI	13:47.124	8	56.997	82.03	1:39.012
15	90	D	Peter ST BARBE		Lotus Cortina	14:16.019	8	1:25.892	79.26	1:43.822
16	69	B	Richard LANGEVELD		Ford Capri 3.0s	14:16.642	8	1:26.515	79.20	1:42.202
17	32	D	Royston CARPENTER		Ford Lotus Cortina	14:32.671	8	1:42.544	77.75	1:44.516
18	19	B	Alan BOYCE		Ford Capri	14:34.167	8	1:44.040	77.62	1:44.004
19	29	B	Celia STEVENS		BMW 735	12:55.405	7	1 LAP	76.56	1:46.937
20	22	B	Tim SCOTT-ANDREWS		Rover Vitesse	13:04.907	7	1 LAP	75.64	1:47.564
21	68	E	Brian GOODWIN		Renault 5	13:26.878	7	1 LAP	73.58	1:50.216
22	91	E	James SOBEY		Renault 5 TS	13:29.053	7	1 LAP	73.38	1:50.932
23	77	E	Samantha SEVERS		Renault 5 TS	13:57.735	7	1 LAP	70.87	1:54.816

NOT CLASSIFIED

71	B	Peter HOLTON	Rover P6	0	D.N.F.	N/A
----	---	--------------	----------	---	--------	-----

FASTEST LAP

35	C	Stacy VICKERS	Mazda RX7	1:33.894	2	90.33mph	145.37kph
3	B	Chris BRIGHT	Rover SD1	1:34.462	6	89.78mph	144.50kph
70	D	Andy HAYNE	VW Golf GTI	1:37.707	2	86.80mph	139.70kph
68	E	Brian GOODWIN	Renault 5	1:50.216	5	76.95mph	123.84kph

Weather / Track : Sunny / Dry
 These results are provisional until the conclusion of any judicial and technical matters.

Thruxton
 Circuit Length = 2.3560 miles.
 Start: 15:14 End: 15:27

Clerk of Course:	Stewards:	Timekeeper:
------------------	-----------	-------------

IBIS Packaging Solutions Classic Group 1 Touring Cars

1st Session

Lap 1			Lap 2			Lap 3			Lap 4			Lap 5		
No	Behind	Laptime	No	Behind	Laptime	No	Behind	Laptime	No	Behind	Laptime	No	Behind	Laptime
99		1:41.594	99		1:35.282	35		1:34.355	35		1:34.972	35		1:34.305
18	1.221	1:42.815	35	2.455	1:33.894	99	0.336	1:37.146	99	1.978	1:36.614	99	3.675	1:36.002
23	1.404	1:42.998	18	2.661	1:36.722	18	2.725	1:36.874	18	3.206	1:35.453	3	4.585	1:35.459
3	1.978	1:43.572	23	2.791	1:36.669	3	3.313	1:36.924	3	3.431	1:35.090	18	5.813	1:36.912
1	3.654	1:45.248	3	3.199	1:36.503	23	3.664	1:37.683	23	4.218	1:35.526	23	6.427	1:36.514
35	3.843	1:45.437	1	4.767	1:36.395	1	4.003	1:36.046	1	4.676	1:35.645	1	6.652	1:36.281
5	4.027	1:45.621	5	5.185	1:36.440	5	5.605	1:37.230	5	5.574	1:34.941	5	6.882	1:35.613
65	7.693	1:49.287	65	9.572	1:37.161	65	9.860	1:37.098	65	11.542	1:36.654	65	13.015	1:35.778
62	9.582	1:51.176	62	11.799	1:37.499	62	12.831	1:37.842	62	15.890	1:38.031	62	20.469	1:38.884
24	10.995	1:52.589	70	14.983	1:37.707	70	16.787	1:38.614	70	20.717	1:38.902	70	26.500	1:40.088
37	11.365	1:52.959	24	15.876	1:40.163	24	19.141	1:40.075	24	23.071	1:38.902	37	32.154	1:40.660
70	12.558	1:54.152	37	16.766	1:40.683	37	20.274	1:40.318	37	25.799	1:40.497	10	34.632	1:41.197
10	12.603	1:54.197	10	18.609	1:41.288	10	22.292	1:40.493	10	27.740	1:40.420	24	46.008	1:57.242
43	13.142	1:54.736	69	20.544	1:42.202	43	31.702	1:47.608	43	39.490	1:42.760	43	46.719	1:41.534
69	13.624	1:55.218	43	20.904	1:43.044	69	33.536	1:49.802	69	44.985	1:46.421	69	55.369	1:44.689
32	21.535	2:03.129	90	32.232	1:43.822	90	40.315	1:44.893	90	50.102	1:44.759	90	1:00.051	1:44.254
19	23.612	2:05.206	32	37.835	1:51.582	32	49.262	1:48.237	32	1:00.710	1:46.420	19	1:12.814	1:44.652
90	23.692	2:05.286	29	39.382	1:48.626	29	50.875	1:48.303	19	1:02.467	1:46.113	32	1:12.986	1:46.581
22	25.428	2:07.022	19	41.068	1:52.738	19	51.326	1:47.068	29	1:03.629	1:47.726	29	1:16.354	1:47.030
29	26.038	2:07.632	22	42.311	1:52.165	22	56.200	1:50.699	22	1:08.792	1:47.564	22	1:24.138	1:49.651
68	29.313	2:10.907	68	49.386	1:55.355	68	1:05.702	1:53.126	68	1:23.794	1:53.064			
91	31.870	2:13.464	91	50.320	1:53.732	91	1:06.407	1:52.897	91	1:24.670	1:53.235			
77	32.223	2:13.817	77	52.116	1:55.175	77	1:11.515	1:56.209	77	1:31.359	1:54.816			

IBIS Packaging Solutions Classic Group 1 Touring Cars

1st Session

(contd.)

Lap 6			Lap 7			Lap 8			Lap 9			Lap 10		
No	Behind	Laptime	No	Behind	Laptime	No	Behind	Laptime	No	Behind	Laptime	No	Behind	Laptime
35		1:34.960	35		1:35.403	35		1:36.801						
3	4.087	1:34.462	22	1 LAP	1:47.877	3	2.733	1:35.047						
68	1 LAP	1:50.216	3	4.487	1:35.803	18	4.939	1:35.216						
99	6.089	1:37.374	18	6.524	1:35.328	29	1 LAP	1:49.151						
18	6.599	1:35.746	99	7.013	1:36.327	99	5.964	1:35.752						
91	1 LAP	1:51.643	23	8.998	1:36.724	23	7.765	1:35.568						
23	7.677	1:36.210	1	9.443	1:36.833	1	8.189	1:35.547						
1	8.013	1:36.321	5	10.455	1:35.353	5	10.684	1:37.030						
5	10.505	1:38.583	65	16.238	1:37.515	22	1 LAP	1:49.929						
65	14.126	1:36.071	68	1 LAP	1:53.096	65	15.071	1:35.634						
77	1 LAP	1:58.391	91	1 LAP	1:53.150	62	29.902	1:39.546						
62	24.431	1:38.922	62	27.157	1:38.129	68	1 LAP	1:51.114						
70	32.976	1:41.436	70	38.787	1:41.214	91	1 LAP	1:50.932						
37	38.118	1:40.924	37	43.949	1:41.234	70	42.404	1:40.418						
10	41.436	1:41.764	77	1 LAP	1:59.235	37	47.897	1:40.749						
24	50.332	1:39.284	10	47.635	1:41.602	10	53.358	1:42.524						
43	51.030	1:39.271	24	54.160	1:39.231	24	55.925	1:38.566						
69	1:06.346	1:45.937	43	54.786	1:39.159	43	56.997	1:39.012						
90	1:09.250	1:44.159	69	1:16.107	1:45.164	77	1 LAP	2:00.092						
32	1:25.080	1:47.054	90	1:17.779	1:43.932	90	1:25.892	1:44.914						
19	1:26.227	1:48.373	32	1:34.829	1:45.152	69	1:26.515	1:47.209						
29	1:28.331	1:46.937	19	1:34.828	1:44.004	32	1:42.544	1:44.516						
						19	1:44.040	1:46.013						

Weather / Track : Sunny / Dry

Thruxton
Circuit Length = 2.3560 miles.
Start: 15:14 End: 15:27

BOOKATRACK.com Caterham Graduate - Super Graduate

QUALIFYING - RACE 5

POS	NO	CL	DRIVER	NAT	CAR	TIME	LAPS	GAP	MPH
1	66		Jamie ELLWOOD		Caterham	1:28.861	9		95.44
2	56		Rory YOUNG		Caterham	1:29.096	10	0.235	95.19
3	72		Toby BRIANT		Caterham	1:29.585	10	0.724	94.67
4	79		Sean SOUTHWOOD		Caterham	1:29.759	10	0.898	94.49
5	77		Keith CHANTER		Caterham	1:30.372	10	1.511	93.85
6	86		Mark GREGORY		Caterham	1:30.540	10	1.679	93.67
7	53		Matthew GILLBANKS		Caterham	1:30.911	10	2.050	93.29
8	71		Charlie HUNT		Caterham	1:31.021	10	2.160	93.18
9	70		Paul MANYWEATHERS		Caterham	1:31.192	10	2.331	93.00
10	95		Chris ROME		Caterham	1:31.231	10	2.370	92.96
11	87		Jamie BASHALL		Caterham	1:31.354	9	2.493	92.84
12	58		Simon POWELL		Caterham	1:31.596	10	2.735	92.59
13	75		Carl BENNETT		Caterham	1:32.116	9	3.255	92.07
14	67		Martin GOSS		Caterham	1:32.294	10	3.433	91.89
15	82		Adam WARREN		Caterham	1:32.724	10	3.863	91.47
16	65		Benjamin STURGES		Caterham	1:33.085	10	4.224	91.11
17	78		Simon FLETCHER		Caterham	1:33.194	10	4.333	91.01
18	90		Andrew ENNIS		Caterham	1:33.389	9	4.528	90.82
19	91		Charles ELLIOTT		Caterham	1:33.409	9	4.548	90.80
20	83		James SYKES		Caterham	1:34.177	9	5.316	90.06
21	89		Dan WHILEY		Caterham	1:35.093	9	6.232	89.19
22	74		David JONES		Caterham	1:35.409	10	6.548	88.89
23	84		Alison FORMSTONE		Caterham	1:35.468	9	6.607	88.84
24	81		Edward BENSON		Caterham	1:35.488	9	6.627	88.82
25	85		Roger FORD		Caterham	1:36.926	9	8.065	87.50
26	94		Nigel RICHARDS		Caterham	1:37.211	9	8.350	87.24
27	93		Nick WARNES		Caterham	1:40.954	9	12.093	84.01

Car 56/87/91 - No Transponder
 Weather / Track : Cloudy / Changeable

Thruxton
 Circuit Length = 2.3560 miles.
 Start: 10:39 End: 10:54

These results are provisional until the conclusion of any judicial and technical matters.

Clerk of Course:	Stewards:	Timekeeper:
------------------	-----------	-------------

BOOKATRACK.com Caterham Graduate - Super Graduate

LAP ANALYSIS - RACE 5

53	Matthew GILLBANKS	Caterham
1 -	5:33.008	6 - 1:32.123
2 -	1:34.545	7 - 1:38.523
3 -	1:34.468	8 - 1:33.434
4 -	1:32.854	9 - 1:32.460
5 -	1:31.894	10 - 1:30.911
56	Rory YOUNG	Caterham
1 -	5:31.536	6 - 1:29.796
2 -	1:31.856	7 - 1:53.080
3 -	1:29.096	8 - 1:37.507
4 -	1:29.932	9 - 1:30.111
5 -	1:29.890	10 - 1:37.160
58	Simon POWELL	Caterham
1 -	5:33.511	6 - 1:31.596
2 -	1:36.806	7 - 1:37.922
3 -	1:33.884	8 - 1:38.478
4 -	1:32.735	9 - 1:33.412
5 -	1:31.602	10 - 1:33.029
65	Benjamin STURGES	Caterham
1 -	5:19.463	6 - 1:34.301
2 -	1:38.694	7 - 1:36.163
3 -	1:36.150	8 - 1:35.296
4 -	1:34.591	9 - 1:35.254
5 -	1:34.846	10 - 1:33.085
66	Jamie ELLWOOD	Caterham
1 -	6:50.149	6 - 1:32.024
2 -	1:29.694	7 - 1:28.861
3 -	1:34.405	8 - 1:38.604
4 -	1:33.788	9 - 1:29.242
5 -	1:35.757	
67	Martin GOSS	Caterham
1 -	5:17.499	6 - 1:34.100
2 -	1:40.252	7 - 1:39.305
3 -	1:36.410	8 - 1:44.610
4 -	1:34.620	9 - 1:34.960
5 -	1:35.274	10 - 1:32.294
70	Paul MANYWEATHERS	Caterham
1 -	5:08.458	6 - 1:33.030
2 -	1:37.157	7 - 1:33.572
3 -	1:35.459	8 - 1:32.987
4 -	1:32.575	9 - 1:36.689
5 -	1:32.264	10 - 1:31.192

BOOKATRACK.com Caterham Graduate - Super Graduate LAP ANALYSIS - RACE 5

(contd.)

71	Charlie HUNT	Caterham
1 -	5:12.938	6 - 1:33.794
2 -	1:34.633	7 - 1:33.596
3 -	1:32.751	8 - 1:31.808
4 -	1:32.699	9 - 1:38.416
5 -	1:32.326	10 - 1:31.021
72	Toby BRIANT	Caterham
1 -	5:15.049	6 - 1:31.139
2 -	1:33.186	7 - 1:30.804
3 -	1:31.335	8 - 1:30.750
4 -	1:33.147	9 - 1:30.597
5 -	1:31.545	10 - 1:29.585
74	David JONES	Caterham
1 -	5:12.120	6 - 1:35.789
2 -	1:40.799	7 - 1:40.299
3 -	1:36.446	8 - 1:39.347
4 -	1:36.185	9 - 1:36.891
5 -	1:35.409	10 - 1:36.428
75	Carl BENNETT	Caterham
1 -	5:54.928	6 - 1:33.171
2 -	1:39.066	7 - 1:32.116
3 -	1:36.399	8 - 1:32.411
4 -	1:34.381	9 - 1:32.653
5 -	1:33.132	
77	Keith CHANTER	Caterham
1 -	5:17.473	6 - 1:33.268
2 -	1:34.611	7 - 1:32.866
3 -	1:32.187	8 - 1:33.452
4 -	1:31.142	9 - 1:33.842
5 -	1:31.288	10 - 1:30.372
78	Simon FLETCHER	Caterham
1 -	5:14.787	6 - 1:33.643
2 -	1:36.901	7 - 1:33.194
3 -	1:33.241	8 - 1:34.828
4 -	1:33.251	9 - 1:33.563
5 -	1:33.810	10 - 1:34.117
79	Sean SOUTHWOOD	Caterham
1 -	5:20.312	6 - 1:30.990
2 -	1:37.465	7 - 1:29.759
3 -	1:33.637	8 - 1:31.950
4 -	1:31.677	9 - 1:33.274
5 -	1:30.594	10 - 1:31.363

BOOKATRACK.com Caterham Graduate - Super Graduate

LAP ANALYSIS - RACE 5

(contd.)

81	Edward BENSON	Caterham
1 -	5:30.689	6 - 1:36.922
2 -	1:43.021	7 - 1:35.823
3 -	1:40.900	8 - 1:35.488
4 -	1:38.816	9 - 1:35.732
5 -	1:38.276	
82	Adam WARREN	Caterham
1 -	5:12.852	6 - 1:35.810
2 -	1:41.867	7 - 1:36.645
3 -	1:38.274	8 - 1:43.733
4 -	1:35.633	9 - 1:35.067
5 -	1:37.371	10 - 1:32.724
83	James SYKES	Caterham
1 -	5:53.631	6 - 1:50.704
2 -	1:41.350	7 - 1:41.196
3 -	1:36.876	8 - 1:35.167
4 -	1:34.681	9 - 1:34.177
5 -	1:35.047	
84	Alison FORMSTONE	Caterham
1 -	5:26.890	6 - 1:36.251
2 -	1:40.128	7 - 1:37.058
3 -	1:36.896	8 - 1:36.877
4 -	1:35.828	9 - 1:36.737
5 -	1:35.468	
85	Roger FORD	Caterham
1 -	5:40.127	6 - 1:36.926
2 -	1:43.020	7 - 1:37.616
3 -	1:37.367	8 - 1:36.926
4 -	1:37.422	9 - 1:37.065
5 -	1:37.967	
86	Mark GREGORY	Caterham
1 -	5:16.939	6 - 1:31.139
2 -	1:40.259	7 - 1:31.479
3 -	1:36.228	8 - 1:31.673
4 -	1:32.968	9 - 1:31.979
5 -	1:31.714	10 - 1:30.540
87	Jamie BASHALL	Caterham
1 -	5:51.283	6 - 1:43.951
2 -	1:42.771	7 - 1:33.281
3 -	1:40.162	8 - 1:31.354
4 -	1:34.775	9 - 1:40.851
5 -	1:32.057	

BOOKATRACK.com Caterham Graduate - Super Graduate LAP ANALYSIS - RACE 5


(contd.)

89	Dan WHILEY	Caterham
1 -	5:49.035	6 - 1:37.443
2 -	1:49.611	7 - 1:35.887
3 -	1:39.602	8 - 1:37.132
4 -	1:38.285	9 - 1:35.093
5 -	1:36.397	
90	Andrew ENNIS	Caterham
1 -	6:59.198	6 - 1:37.466
2 -	1:35.997	7 - 1:33.629
3 -	1:34.491	8 - 1:34.066
4 -	1:34.848	9 - 1:33.389
5 -	1:34.000	
91	Charles ELLIOTT	Caterham
1 -	5:50.247	6 - 1:33.863
2 -	1:38.932	7 - 1:34.874
3 -	1:36.386	8 - 1:33.409
4 -	1:46.853	9 - 1:33.636
5 -	1:34.428	
93	Nick WARNES	Caterham
1 -	5:19.586	6 - 1:42.845
2 -	1:44.079	7 - 1:43.328
3 -	1:42.859	8 - 1:42.869
4 -	1:44.770	9 - 1:40.954
5 -	1:45.186	
94	Nigel RICHARDS	Caterham
1 -	5:49.613	6 - 1:44.277
2 -	1:47.533	7 - 1:40.447
3 -	1:41.873	8 - 1:37.211
4 -	1:42.831	9 - 1:38.960
5 -	1:47.877	
95	Chris ROME	Caterham
1 -	5:44.630	6 - 1:33.045
2 -	1:38.348	7 - 1:33.450
3 -	1:34.514	8 - 1:33.905
4 -	1:34.103	9 - 1:31.231
5 -	1:33.176	10 - 1:32.071

**BOOKATRACK.com Caterham Graduate - Super Graduate
GRID - RACE 5**

ROW 14		1:40.954 93 WARNES	
ROW 13	1:36.926 85 FORD		1:37.211 94 RICHARDS
ROW 12		1:35.468 84 FORMSTONE	1:35.488 81 BENSON
ROW 11	1:35.093 89 WHILEY		1:35.409 74 JONES
ROW 10		1:33.409 91 ELLIOTT	1:34.177 83 SYKES
ROW 9	1:33.194 78 FLETCHER		1:33.389 90 ENNIS
ROW 8		1:32.724 82 WARREN	1:33.085 65 STURGES
ROW 7	1:32.116 75 BENNETT		1:32.294 67 GOSS
ROW 6		1:31.354 87 BASHALL	1:31.596 58 POWELL
ROW 5	1:31.192 70 MANYWEATHERS		1:31.231 95 ROME
ROW 4		1:30.911 53 GILLBANKS	1:31.021 71 HUNT
ROW 3	1:30.372 77 CHANTER		1:30.540 86 GREGORY
ROW 2		1:29.585 72 BRIANT	1:29.759 79 SOUTHWOOD
ROW 1	1:28.861 66 ELLWOOD		1:29.096 56 YOUNG

POLE



Car 56/87/91 - No Transponder
Weather / Track : Cloudy / Changeable
These results are provisional until the conclusion of any judicial and technical matters.

Thrupton
 Circuit Length = 2.3560 miles.
 Start: 10:39 End: 10:54

Clerk of Course:	Stewards:	Timekeeper:
------------------	-----------	-------------

BOOKATRACK.com Caterham Graduate - Super Graduate

RACE CLASSIFICATION - RACE 5

POS	NO	CL	DRIVER	NAT	CAR	TIME	LAPS	GAP	MPH	BEST
1	56		Rory YOUNG		Caterham	20:00.337	13		91.85	1:30.138
2	66		Jamie ELLWOOD		Caterham	20:00.590	13	0.253	91.83	1:30.291
3	72		Toby BRIANT		Caterham	20:00.712	13	0.375	91.83	1:29.879
4	70		Paul MANYWEATHERS		Caterham	20:01.004	13	0.667	91.80	1:30.083
5	71		Charlie HUNT		Caterham	20:01.404	13	1.067	91.77	1:30.337
6	79		Sean SOUTHWOOD		Caterham	20:01.763	13	1.426	91.74	1:31.016
7	77		Keith CHANTER		Caterham	20:02.066	13	1.729	91.72	1:29.946
8	53		Matthew GILLBANKS		Caterham	20:02.684	13	2.347	91.67	1:30.182
9	58		Simon POWELL		Caterham	20:04.665	13	4.328	91.52	1:30.846
10	95		Chris ROME		Caterham	20:04.813	13	4.476	91.51	1:30.704
11	87		Jamie BASHALL		Caterham	20:05.070	13	4.733	91.49	1:30.481
12	90		Andrew ENNIS		Caterham	20:15.396	13	15.059	90.72	1:31.459
13	75		Carl BENNETT		Caterham	20:18.081	13	17.744	90.52	1:31.284
14	86		Mark GREGORY		Caterham	20:19.600	13	19.263	90.40	1:30.660
15	85		Roger FORD		Caterham	20:20.137	13	19.800	90.36	1:30.925
16	65		Benjamin STURGES		Caterham	20:21.233	13	20.896	90.28	1:31.258
17	89		Dan WHILEY		Caterham	20:32.113	13	31.776	89.48	1:32.446
18	91		Charles ELLIOTT		Caterham	20:35.345	13	35.008	89.25	1:33.456
19	83		James SYKES		Caterham	20:53.146	13	52.809	87.98	1:31.284
20	74		David JONES		Caterham	20:53.883	13	53.546	87.93	1:34.126
21	81		Edward BENSON		Caterham	20:57.286	13	56.949	87.69	1:32.255
22	67		Martin GOSS		Caterham	20:58.574	13	58.237	87.60	1:32.954
23	93		Nick WARNES		Caterham	21:14.750	13	1:14.413	86.49	1:35.603
24	82		Adam WARREN		Caterham	21:16.255	13	1:15.918	86.39	1:32.938
25	84		Alison FORMSTONE		Caterham	21:22.473	13	1:22.136	85.97	1:35.948
26	94		Nigel RICHARDS		Caterham	20:06.394	12	1 LAP	84.36	1:36.376

NOT CLASSIFIED

78	Simon FLETCHER	Caterham	4:50.231	3	D.N.F.	87.67	1:32.841
----	----------------	----------	----------	---	--------	-------	----------

FASTEST LAP

72	Toby BRIANT	Caterham	1:29.879	10	94.36mph	151.86kph
----	-------------	----------	----------	----	----------	-----------

Weather / Track : Sunny / Dry
 These results are provisional until the conclusion of any judicial and technical matters.

Thruxton
 Circuit Length = 2.3560 miles.
 Start: 15:39 End: 15:59

Clerk of Course:	Stewards:	Timekeeper:
------------------	-----------	-------------

BOOKATRACK.com Caterham Graduate - Super Graduate

LAP CHART - Race 5

Lap 1			Lap 2			Lap 3			Lap 4			Lap 5		
No	Behind	Laptime	No	Behind	Laptime	No	Behind	Laptime	No	Behind	Laptime	No	Behind	Laptime
72		1:39.320	56		1:31.134	66		1:31.134	56		1:30.615	66		1:30.952
66	0.180	1:39.500	72	0.201	1:32.061	72	0.640	1:31.990	72	0.168	1:31.241	56	0.270	1:31.704
56	0.726	1:40.046	66	0.417	1:32.097	56	1.098	1:32.649	66	0.482	1:32.195	72	0.545	1:31.811
77	1.006	1:40.326	77	0.899	1:31.753	77	1.582	1:32.234	77	0.879	1:31.010	77	0.851	1:31.406
70	1.214	1:40.534	70	1.219	1:31.865	70	1.673	1:32.005	70	1.146	1:31.186	70	1.017	1:31.305
79	2.034	1:41.354	79	2.498	1:32.324	79	2.024	1:31.077	79	1.423	1:31.112	79	1.595	1:31.606
58	2.433	1:41.753	95	3.083	1:32.150	95	2.477	1:30.945	71	2.026	1:30.337	71	1.675	1:31.083
95	2.793	1:42.113	58	3.502	1:32.929	71	3.402	1:31.360	95	2.039	1:31.275	95	2.191	1:31.586
53	3.026	1:42.346	71	3.593	1:31.013	58	4.103	1:32.152	53	4.093	1:31.275	53	2.841	1:30.182
75	3.560	1:42.880	75	4.134	1:32.434	53	4.531	1:31.630	58	4.461	1:32.071	58	4.143	1:31.116
86	4.372	1:43.692	53	4.452	1:33.286	75	6.506	1:33.923	75	6.077	1:31.284	86	7.066	1:30.854
71	4.440	1:43.760	86	5.070	1:32.558	87	7.038	1:32.935	87	6.269	1:30.944	87	7.431	1:32.596
78	4.666	1:43.986	87	5.654	1:32.264	78	7.500	1:32.841	86	7.646	1:31.562	90	13.158	1:32.708
87	5.250	1:44.570	78	6.210	1:33.404	86	7.797	1:34.278	65	10.533	1:33.639	75	13.589	1:38.946
67	5.653	1:44.973	67	6.824	1:33.031	65	8.607	1:32.964	90	11.884	1:32.838	85	14.741	1:33.682
65	5.833	1:45.153	65	7.194	1:33.221	85	10.366	1:33.990	85	12.493	1:33.840	65	14.738	1:35.639
90	6.563	1:45.883	85	7.927	1:33.032	90	10.759	1:33.951	91	12.848	1:33.577	91	15.369	1:33.955
85	6.755	1:46.075	90	8.359	1:33.656	91	10.984	1:33.554	82	13.912	1:33.976	82	16.564	1:34.086
91	7.169	1:46.489	91	8.981	1:33.672	82	11.649	1:32.948	89	16.910	1:33.715	89	19.207	1:33.731
82	8.447	1:47.767	82	10.252	1:33.665	89	14.908	1:33.878	74	20.216	1:35.070	74	24.520	1:35.738
74	9.443	1:48.763	89	12.581	1:34.566	74	16.859	1:35.119	67	20.410	1:32.954	67	25.188	1:36.212
89	9.875	1:49.195	74	13.291	1:35.708	67	19.169	1:43.896	83	22.642	1:32.561	83	25.229	1:34.021
93	11.578	1:50.898	81	17.518	1:37.036	81	21.414	1:35.447	81	23.032	1:33.331	81	26.557	1:34.959
81	12.342	1:51.662	93	18.815	1:39.097	83	21.794	1:33.753	93	30.643	1:35.925	93	36.391	1:37.182
84	12.740	1:52.060	83	19.592	1:37.236	84	25.366	1:36.933	84	31.637	1:37.984	84	37.198	1:36.995
94	13.689	1:53.009	84	19.984	1:39.104	93	26.431	1:39.167	94	32.351	1:37.567	94	37.933	1:37.016
83	14.216	1:53.536	94	20.498	1:38.669	94	26.497	1:37.550						

BOOKATRACK.com Caterham Graduate - Super Graduate

LAP CHART - Race 5

(contd.)

Lap 6			Lap 7			Lap 8			Lap 9			Lap 10		
No	Behind	Laptime	No	Behind	Laptime	No	Behind	Laptime	No	Behind	Laptime	No	Behind	Laptime
56		1:32.041	66		1:32.229	66		1:33.135	56		1:30.228	56		1:30.652
66	0.079	1:32.390	56	0.513	1:32.821	72	0.469	1:32.805	66	0.364	1:31.641	66	0.316	1:30.604
72	0.470	1:32.236	71	0.663	1:32.138	56	1.049	1:33.671	79	1.269	1:31.361	72	0.620	1:29.879
71	0.833	1:31.469	72	0.799	1:32.637	79	1.185	1:33.241	72	1.393	1:32.201	79	1.838	1:31.221
79	1.256	1:31.972	79	1.079	1:32.131	70	1.273	1:31.533	71	1.521	1:31.270	71	1.938	1:31.069
70	3.963	1:35.257	70	2.875	1:31.220	71	1.528	1:34.000	70	2.036	1:32.040	70	2.228	1:30.844
95	4.380	1:34.500	58	3.521	1:30.846	53	1.990	1:31.036	53	2.264	1:31.551	77	2.691	1:30.563
58	4.983	1:33.151	53	4.089	1:30.716	58	2.489	1:32.103	77	2.780	1:30.637	58	3.086	1:30.957
77	5.254	1:36.714	95	4.319	1:32.247	77	3.420	1:32.017	58	2.781	1:31.569	53	4.159	1:32.547
53	5.681	1:35.151	77	4.538	1:31.592	95	3.767	1:32.583	87	3.565	1:30.481	87	4.296	1:31.383
87	6.284	1:31.164	87	5.225	1:31.249	86	4.283	1:31.878	95	3.699	1:31.209	95	4.704	1:31.657
86	7.188	1:32.433	86	5.540	1:30.660	87	4.361	1:32.271	86	4.068	1:31.062	86	5.056	1:31.640
90	12.955	1:32.108	90	13.135	1:32.488	90	11.459	1:31.459	90	11.902	1:31.720	90	13.272	1:32.022
75	13.905	1:32.627	75	13.446	1:31.849	75	12.584	1:32.273	75	13.659	1:32.352	75	15.791	1:32.784
85	15.268	1:32.838	65	15.425	1:31.923	65	15.778	1:33.488	65	17.532	1:33.031	65	20.236	1:33.356
65	15.810	1:33.383	85	15.614	1:32.654	85	16.505	1:34.026	85	19.418	1:34.190	85	20.998	1:32.232
91	16.570	1:33.512	91	17.741	1:33.479	91	19.269	1:34.663	91	21.665	1:33.673	91	24.469	1:33.456
82	17.191	1:32.938	89	21.902	1:34.327	89	22.501	1:33.734	89	24.409	1:33.185	89	26.588	1:32.831
89	19.883	1:32.987	82	28.301	1:43.418	83	28.085	1:32.468	83	28.092	1:31.284	82	38.619	1:35.802
83	27.906	1:34.988	83	28.752	1:33.154	82	29.633	1:34.467	81	30.881	1:32.255	83	39.629	1:42.189
74	28.720	1:36.511	81	30.321	1:33.251	81	29.903	1:32.717	82	33.469	1:35.113	74	40.570	1:35.799
81	29.378	1:35.132	74	31.400	1:34.988	74	32.574	1:34.309	74	35.423	1:34.126	81	47.090	1:46.861
67	29.404	1:36.527	67	43.200	1:46.104	67	44.742	1:34.677	67	48.400	1:34.935	67	51.429	1:33.681
93	40.445	1:36.365	93	45.482	1:37.345	93	49.028	1:36.681	93	54.608	1:36.857	84	1:00.573	1:35.948
84	41.107	1:36.220	84	46.019	1:37.220	84	50.287	1:37.403	84	55.277	1:36.267	93	1:00.934	1:36.978
94	41.998	1:36.376	94	46.962	1:37.272	94	1:02.585	1:48.758	94	1:12.866	1:41.558	94	1:21.399	1:39.185

BOOKATRACK.com Caterham Graduate - Super Graduate

LAP CHART - Race 5

(contd.)

Lap 11			Lap 12			Lap 13			Lap 14			Lap 15		
No	Behind	Laptime	No	Behind	Laptime	No	Behind	Laptime	No	Behind	Laptime	No	Behind	Laptime
72		1:30.145	66		1:30.291	56		1:33.097						
66	0.293	1:30.742	94	1 LAP	1:40.135	66	0.253	1:33.680						
56	0.776	1:31.541	56	0.330	1:30.138	72	0.375	1:33.380						
71	2.849	1:31.676	72	0.422	1:31.006	70	0.667	1:31.045						
79	3.193	1:32.120	70	3.049	1:30.083	71	1.067	1:31.043						
70	3.550	1:32.087	71	3.451	1:31.186	79	1.426	1:31.228						
58	4.367	1:32.046	79	3.625	1:31.016	77	1.729	1:31.109						
77	4.685	1:32.759	77	4.047	1:29.946	53	2.347	1:31.239						
53	4.839	1:31.445	53	4.535	1:30.280	58	4.328	1:32.928						
87	5.337	1:31.806	58	4.827	1:31.044	95	4.476	1:32.321						
95	5.462	1:31.523	95	5.582	1:30.704	87	4.733	1:32.103						
90	15.101	1:32.594	87	6.057	1:31.304	94	1 LAP	1:39.299						
75	18.040	1:33.014	90	16.212	1:31.695	90	15.059	1:32.274						
86	20.742	1:46.451	75	19.416	1:31.960	75	17.744	1:31.755						
85	21.781	1:31.548	86	21.468	1:31.310	86	19.263	1:31.222						
65	22.119	1:32.648	85	22.302	1:31.105	85	19.800	1:30.925						
91	27.685	1:33.981	65	23.065	1:31.530	65	20.896	1:31.258						
89	28.269	1:32.446	89	30.570	1:32.885	89	31.776	1:34.633						
74	45.928	1:36.123	91	31.666	1:34.565	91	35.008	1:36.769						
83	47.648	1:38.784	74	50.756	1:35.412	83	52.809	1:35.277						
81	52.420	1:36.095	83	50.959	1:33.895	74	53.546	1:36.217						
67	53.797	1:33.133	81	56.461	1:34.625	81	56.949	1:33.915						
82	54.613	1:46.759	67	57.913	1:34.700	67	58.237	1:33.751						
84	1:05.917	1:36.109	82	1:10.266	1:46.237	93	1:14.413	1:36.744						
93	1:06.077	1:35.908	93	1:11.096	1:35.603	82	1:15.918	1:39.079						
			84	1:11.632	1:36.299	84	1:22.136	1:43.931						

Lancaster Insurance MG Owners Club Championship

QUALIFYING - RACE 6

POS	NO	CL	DRIVER	NAT	CAR	TIME	LAPS	GAP	MPH
1	59	B	Paul NAISH		MG Maestro	1:33.524	9		90.68
2	4	Z	David MELLOR		MGZR	1:33.840	9	0.316	90.38
3	66	Z	Robb ADDISON		MG ZR	1:33.917	9	0.393	90.31
4	99	B	Andy CAMPBELL		MG Maestro	1:35.948	9	2.424	88.39
5	27	Z	Adrian OLSSON		MG ZR	1:36.144	9	2.620	88.21
6	46	B	Andy FIRTH		MG Maestro	1:37.083	9	3.559	87.36
7	1	B	Simon BYRNE		Maestro	1:37.146	9	3.622	87.30
8	42	B	Peter FIDDLES		MG Maestro	1:37.299	9	3.775	87.17
9	12	Z	Davinder GOLHAR		MG ZR	1:37.395	9	3.871	87.08
10	41	Z	Kelly-anne MERCER		MG ZR	1:37.759	9	4.235	86.76
11	3	B	Doug COLE		MG Maestro	1:37.775	9	4.251	86.74
12	18	B	Stratton MACKAY		MG Maestro	1:38.017	9	4.493	86.53
13	21	B	Henry SHAR		MG Maestro	1:38.500	9	4.976	86.10
14	17	B	David GARDNER		MG Maestro	1:38.869	9	5.345	85.78
15	16	B	Gethin ISAAC		MG Maestro	1:38.883	9	5.359	85.77
16	77	B	Martin GILCHRIST		MG Maestro	1:39.163	9	5.639	85.53
17	2	B	Scott TANNER		MG Maestro	1:39.265	9	5.741	85.44
18	10	B	William SHARPE		MG Maestro	1:39.760	9	6.236	85.02
19	88	Z	Andrew COMBE		MG ZR	1:40.041	9	6.517	84.78
20	14	B	Mark JACKSON		MG Maestro	1:41.175	7	7.651	83.83
21	7	B	Darren LEONARD		MG Maestro	1:42.595	8	9.071	82.67
22	11	B	Steve BLAND		MG Maestro	1:43.730	8	10.206	81.76
23	9	B	Clair HOPKINS		MG Maestro EFI	1:43.767	8	10.243	81.73
24	44	B	Alan JACKSON		MG Maestro	1:44.442	8	10.918	81.20
25	29	B	Richard WATE		MG Maestro	1:44.844	7	11.320	80.89
26	19	B	Philip EMSLEY		MG Maestro	1:45.486	8	11.962	80.40
27	48	B	Ulric SCOTT		MG Maestro	1:48.277	8	14.753	78.33
28	26	B	Richard MARTIN		MG Maestro	1:54.864	7	21.340	73.84

Car 19/44 - Transponder not working
Weather / Track : Cloudy / Changeable

These results are provisional until the conclusion of any judicial and technical matters.

Thruxton
Circuit Length = 2.3560 miles.
Start: 10:59 End: 11:15

Clerk of Course:	Stewards:	Timekeeper:
------------------	-----------	-------------

Lancaster Insurance MG Owners Club Championship

LAP ANALYSIS - RACE 6

1	Simon BYRNE	Maestro
1 -	5:32.842	6 - 1:41.083
2 -	1:40.579	7 - 1:37.414
3 -	1:53.525	8 - 1:37.454
4 -	1:42.316	9 - 1:37.146
5 -	1:43.558	
2	Scott TANNER	MG Maestro
1 -	5:13.031	6 - 1:39.265
2 -	1:44.392	7 - 1:39.921
3 -	1:41.224	8 - 1:39.611
4 -	1:40.136	9 - 1:55.380P
5 -	1:39.530	
3	Doug COLE	MG Maestro
1 -	5:12.974	6 - 1:37.775
2 -	1:42.869	7 - 1:37.906
3 -	1:38.766	8 - 1:39.057
4 -	1:38.742	9 - 1:40.007
5 -	1:39.620	
4	David MELLOR	MGZR
1 -	4:34.665	6 - 1:34.118
2 -	1:35.863	7 - 1:34.715
3 -	1:35.208	8 - 1:33.999
4 -	1:34.507	9 - 1:33.840
5 -	1:34.577	
7	Darren LEONARD	MG Maestro
1 -	5:19.125	6 - 1:42.595
2 -	1:50.193	7 - 1:43.219
3 -	1:47.207	8 - 1:43.993
4 -	1:46.274	
5 -	1:47.447	
9	Clair HOPKINS	MG Maestro EFI
1 -	5:07.837	6 - 1:44.242
2 -	1:52.926	7 - 1:43.767
3 -	1:51.780	8 - 1:44.260
4 -	1:46.934	
5 -	1:52.294	
10	William SHARPE	MG Maestro
1 -	4:51.565	6 - 1:40.639
2 -	1:44.426	7 - 1:41.663
3 -	1:42.413	8 - 1:39.937
4 -	1:40.348	9 - 1:39.760
5 -	1:41.103	

Car 19/44 - Transponder not working
Weather / Track : Cloudy / Changeable

Thruxton
Circuit Length = 2.3560 miles.
Start: 10:59 End: 11:15

Lancaster Insurance MG Owners Club Championship

LAP ANALYSIS - RACE 6

(contd.)

11	Steve BLAND	MG Maestro
1 -	5:35.474	6 - 1:44.744
2 -	2:00.726	7 - 2:08.343
3 -	1:44.243	8 - 1:43.730
4 -	1:47.441	
5 -	1:45.403	
12	Davinder GOLHAR	MG ZR
1 -	5:04.002	6 - 1:37.395
2 -	1:39.748	7 - 1:39.117
3 -	1:38.870	8 - 1:38.860
4 -	1:37.610	9 - 1:38.325
5 -	1:38.112	
14	Mark JACKSON	MG Maestro
1 -	7:46.028	6 - 1:42.829
2 -	1:47.748	7 - 2:25.082P
3 -	1:44.027	
4 -	1:42.135	
5 -	1:41.175	
16	Gethin ISAAC	MG Maestro
1 -	5:14.579	6 - 1:39.780
2 -	1:43.762	7 - 1:38.883
3 -	1:42.914	8 - 1:38.980
4 -	1:40.046	9 - 1:39.841
5 -	1:39.969	
17	David GARDNER	MG Maestro
1 -	4:47.006	6 - 1:43.591
2 -	1:46.020	7 - 1:40.630
3 -	1:43.973	8 - 1:39.668
4 -	1:41.238	9 - 1:38.869
5 -	1:41.309	
18	Stratton MACKAY	MG Maestro
1 -	4:57.714	6 - 1:40.887
2 -	1:41.688	7 - 1:41.995
3 -	1:39.953	8 - 1:41.039
4 -	1:41.046	9 - 1:38.017
5 -	1:40.011	
19	Philip EMSLEY	MG Maestro
1 -	5:37.859	6 - 1:45.486
2 -	1:48.561	7 - 1:48.771
3 -	1:48.333	8 - 1:47.440
4 -	1:53.904	
5 -	1:46.140	

Car 19/44 - Transponder not working
Weather / Track : Cloudy / Changeable

Thrupton
Circuit Length = 2.3560 miles.
Start: 10:59 End: 11:15

Lancaster Insurance MG Owners Club Championship

LAP ANALYSIS - RACE 6

(contd.)

21	Henry SHAR	MG Maestro
1 -	4:46.429	6 - 1:39.503
2 -	1:40.925	7 - 1:38.500
3 -	1:40.221	8 - 1:40.454
4 -	1:39.084	9 - 1:52.547
5 -	1:40.926	
26	Richard MARTIN	MG Maestro
1 -	5:07.093	6 - 2:11.116
2 -	1:56.797	7 - 2:33.528P
3 -	1:54.864	
4 -	1:55.510	
5 -	1:59.130	
27	Adrian OLSSON	MG ZR
1 -	4:42.266	6 - 1:36.923
2 -	1:40.378	7 - 1:37.462
3 -	1:37.863	8 - 1:36.144
4 -	1:36.928	9 - 1:36.666
5 -	1:37.165	
29	Richard WATE	MG Maestro
1 -	4:49.121	6 - 1:45.466
2 -	1:48.253	7 - 2:04.772P
3 -	1:46.788	
4 -	1:44.844	
5 -	1:45.179	
41	Kelly-anne MERCER	MG ZR
1 -	4:38.593	6 - 1:37.759
2 -	1:46.371	7 - 1:37.912
3 -	1:41.410	8 - 2:32.440P
4 -	1:39.146	9 - 1:44.431
5 -	1:40.474	
42	Peter FIDDLES	MG Maestro
1 -	5:23.869P	6 - 1:40.357
2 -	1:53.437	7 - 1:40.709
3 -	1:43.283	8 - 1:39.384
4 -	1:43.719	9 - 1:37.299
5 -	1:45.100	
44	Alan JACKSON	MG Maestro
1 -	5:41.636	6 - 1:46.048
2 -	1:48.242	7 - 1:46.433
3 -	1:45.654	8 - 1:45.287
4 -	1:44.794	
5 -	1:44.442	

Car 19/44 - Transponder not working
Weather / Track : Cloudy / Changeable

Thruxton
Circuit Length = 2.3560 miles.
Start: 10:59 End: 11:15

Lancaster Insurance MG Owners Club Championship

LAP ANALYSIS - RACE 6

(contd.)


46	Andy FIRTH	MG Maestro
1 -	5:29.468	6 - 1:37.686
2 -	1:38.868	7 - 1:37.083
3 -	1:40.667	8 - 1:37.420
4 -	1:38.481	9 - 1:37.505
5 -	1:38.874	
48	Ulric SCOTT	MG Maestro
1 -	5:09.546	6 - 1:48.863
2 -	1:56.127	7 - 1:48.847
3 -	1:53.036	8 - 1:48.277
4 -	1:53.842	
5 -	1:50.701	
59	Paul NAISH	MG Maestro
1 -	4:59.012	6 - 1:34.297
2 -	1:38.668	7 - 1:34.955
3 -	1:37.499	8 - 1:33.761
4 -	1:34.809	9 - 1:33.524
5 -	1:34.619	
66	Robb ADDISON	MG ZR
1 -	4:58.102	6 - 1:34.208
2 -	1:38.076	7 - 1:34.722
3 -	1:37.653	8 - 1:33.917
4 -	1:34.586	9 - 2:14.880P
5 -	1:34.366	
77	Martin GILCHRIST	MG Maestro
1 -	5:01.815	6 - 1:39.458
2 -	1:43.387	7 - 1:39.479
3 -	1:40.876	8 - 1:39.770
4 -	1:41.446	9 - 1:39.163
5 -	1:42.910	
88	Andrew COMBE	MG ZR
1 -	4:45.031	6 - 1:40.041
2 -	1:46.565	7 - 1:41.481
3 -	1:46.199	8 - 2:15.481P
4 -	1:42.756	9 - 1:43.867
5 -	1:40.883	
99	Andy CAMPBELL	MG Maestro
1 -	5:34.364	6 - 1:35.948
2 -	1:38.359	7 - 1:37.799
3 -	1:38.014	8 - 1:39.507
4 -	1:36.862	9 - 1:45.326
5 -	1:36.696	

Lancaster Insurance MG Owners Club Championship

GRID - RACE 6

ROW 14	1:48.277	1:54.864
	48 SCOTT	26 MARTIN
ROW 13	1:44.844	1:45.486
	29 WATE	19 EMSLEY
ROW 12	1:43.767	1:44.442
	9 HOPKINS	44 JACKSON
ROW 11	1:42.595	1:43.730
	7 LEONARD	11 BLAND
ROW 10	1:40.041	1:41.175
	88 COMBE	14 JACKSON
ROW 9	1:39.265	1:39.760
	2 TANNER	10 SHARPE
ROW 8	1:38.883	1:39.163
	16 ISAAC	77 GILCHRIST
ROW 7	1:38.500	1:38.869
	21 SHAR	17 GARDNER
ROW 6	1:37.775	1:38.017
	3 COLE	18 MACKAY
ROW 5	1:37.395	1:37.759
	12 GOLHAR	41 MERCER
ROW 4	1:37.146	1:37.299
	1 BYRNE	42 FIDDLES
ROW 3	1:36.144	1:37.083
	27 OLSSON	46 FIRTH
ROW 2	1:33.917	1:35.948
	66 ADDISON	99 CAMPBELL
ROW 1	1:33.524	1:33.840
	59 NAISH	4 MELLOR

POLE



Car 19/44 - Transponder not working
 Weather / Track : Cloudy / Changeable
 These results are provisional until the conclusion of any judicial and technical matters.

Thruxton
 Circuit Length = 2.3560 miles.
 Start: 10:59 End: 11:15

Clerk of Course:	Stewards:	Timekeeper:
------------------	-----------	-------------

Lancaster Insurance MG Owners Club Championship

RACE CLASSIFICATION - RACE 6

POS	NO	CL	DRIVER	NAT	CAR	TIME	LAPS	GAP	MPH	BEST
1	59	F	Paul NAISH		MG ZR	15:47.881	10		89.48	1:33.076
2	66	Z	Robb ADDISON		MG ZR	15:48.114	10	0.233	89.45	1:33.017
3	27	Z	Adrian OLSSON		MG ZR	16:14.540	10	26.659	87.03	1:34.954
4	99	B	Andy CAMPBELL		MG Maestro	16:18.259	10	30.378	86.70	1:36.876
5	1	B	Simon BYRNE		Maestro	16:20.402	10	32.521	86.51	1:36.590
6	42	B	Peter FIDDLES		MG Maestro	16:23.375	10	35.494	86.25	1:36.509
7	41	Z	Kelly-anne MERCER		MG ZR	16:32.965	10	45.084	85.41	1:36.608
8	3	B	Doug COLE		MG Maestro	16:38.193	10	50.312	84.97	1:37.272
9	46	B	Andy FIRTH		MG Maestro	16:38.216	10	50.335	84.96	1:36.749
10	18	B	Stratton MACKAY		MG Maestro	16:40.650	10	52.769	84.76	1:37.992
11	88	Z	Andrew COMBE		MG ZR	16:56.388	10	1:08.507	83.44	1:38.859
12	77	B	Martin GILCHRIST		MG Maestro	16:58.648	10	1:10.767	83.26	1:39.222
13	17	B	David GARDNER		MG Maestro	16:59.328	10	1:11.447	83.20	1:38.655
14	11	B	Steve BLAND		MG Maestro	16:59.597	10	1:11.716	83.18	1:39.296
15	10	B	William SHARPE		MG Maestro	17:03.083	10	1:15.202	82.90	1:38.630
16	9	B	Clair HOPKINS		MG Maestro EFI	17:24.418	10	1:36.537	81.20	1:41.481
17	2	B	Scott TANNER		MG Maestro	17:29.572	10	1:41.691	80.81	1:38.241
18	7	B	Darren LEONARD		MG Maestro	15:56.822	9	1 LAP	79.77	1:43.397
19	19	B	Philip EMSLEY		MG Maestro	15:59.643	9	1 LAP	79.54	1:43.483
20	29	B	Richard WATE		MG Maestro	16:00.445	9	1 LAP	79.47	1:43.873
21	48	B	Ulric SCOTT		MG Maestro	16:11.051	9	1 LAP	78.61	1:45.066
22	26	B	Richard MARTIN		MG Maestro	16:51.195	9	1 LAP	75.48	1:49.684
23	28	B	Dean SULLIVAN		MG Maestro	16:06.964	8	2 LAPS	70.17	1:49.347

NOT CLASSIFIED

21	B	Henry SHAR		MG Maestro	14:27.429	8	D.N.F.	78.22	1:37.998
16	B	Gethin ISAAC		MG Maestro	11:50.162	7	D.N.F.	83.60	1:38.976
12	Z	Davinder GOLHAR		MG ZR	10:01.499	6	D.N.F.	84.60	1:36.146
44	B	Alan JACKSON		MG Maestro	9:00.003	5	D.N.F.	78.53	1:44.229
14	B	Mark JACKSON		MG Maestro	9:16.922	5	D.N.F.	76.14	1:40.092
4	Z	David MELLOR		MGZR	6:25.552	4	D.N.F.	87.99	1:33.609

FASTEST LAP

66	Z	Robb ADDISON		MG ZR	1:33.017	10	91.18mph	146.74kph
59	F	Paul NAISH		MG ZR	1:33.076	9	91.12mph	146.65kph
42	B	Peter FIDDLES		MG Maestro	1:36.509	3	87.88mph	141.43kph

Weather / Track : Sunny / Dry
 These results are provisional until the conclusion of any judicial and technical matters.

Thruxton
 Circuit Length = 2.3560 miles.
 Start: 16:14 End: 16:30

Clerk of Course:	Stewards:	Timekeeper:
------------------	-----------	-------------

Lancaster Insurance MG Owners Club Championship

RACE CLASSIFICATION - RACE 6 - AMENDED

POS	NO	CL	DRIVER	NAT	CAR	TIME	LAPS	GAP	MPH	BEST
1	66	Z	Robb ADDISON		MG ZR	15:48.114	10		89.45	1:33.017
2	59	F	Paul NAISH		MG ZR	15:48.881	10	0.767	89.38	1:33.076
3	27	Z	Adrian OLSSON		MG ZR	16:14.540	10	26.426	87.03	1:34.954
4	99	B	Andy CAMPBELL		MG Maestro	16:18.259	10	30.145	86.70	1:36.876
5	1	B	Simon BYRNE		Maestro	16:20.402	10	32.288	86.51	1:36.590
6	42	B	Peter FIDDLES		MG Maestro	16:23.375	10	35.261	86.25	1:36.509
7	41	Z	Kelly-anne MERCER		MG ZR	16:32.965	10	44.851	85.41	1:36.608
8	3	B	Doug COLE		MG Maestro	16:38.193	10	50.079	84.97	1:37.272
9	46	B	Andy FIRTH		MG Maestro	16:38.216	10	50.102	84.96	1:36.749
10	18	B	Stratton MACKAY		MG Maestro	16:40.650	10	52.536	84.76	1:37.992
11	88	Z	Andrew COMBE		MG ZR	16:56.388	10	1:08.274	83.44	1:38.859
12	77	B	Martin GILCHRIST		MG Maestro	16:58.648	10	1:10.534	83.26	1:39.222
13	17	B	David GARDNER		MG Maestro	16:59.328	10	1:11.214	83.20	1:38.655
14	11	B	Steve BLAND		MG Maestro	16:59.597	10	1:11.483	83.18	1:39.296
15	10	B	William SHARPE		MG Maestro	17:03.083	10	1:14.969	82.90	1:38.630
16	9	B	Clair HOPKINS		MG Maestro EFI	17:24.418	10	1:36.304	81.20	1:41.481
17	2	B	Scott TANNER		MG Maestro	17:29.572	10	1:41.458	80.81	1:38.241
18	7	B	Darren LEONARD		MG Maestro	15:56.822	9	1 LAP	79.77	1:43.397
19	19	B	Philip EMSLEY		MG Maestro	15:59.643	9	1 LAP	79.54	1:43.483
20	29	B	Richard WATE		MG Maestro	16:00.445	9	1 LAP	79.47	1:43.873
21	48	B	Ulric SCOTT		MG Maestro	16:11.051	9	1 LAP	78.61	1:45.066
22	26	B	Richard MARTIN		MG Maestro	16:51.195	9	1 LAP	75.48	1:49.684
23	28	B	Dean SULLIVAN		MG Maestro	16:06.964	8	2 LAPS	70.17	1:49.347

NOT CLASSIFIED

21	B	Henry SHAR		MG Maestro	14:27.429	8	D.N.F.	78.22	1:37.998
16	B	Gethin ISAAC		MG Maestro	11:50.162	7	D.N.F.	83.60	1:38.976
12	Z	Davinder GOLHAR		MG ZR	10:01.499	6	D.N.F.	84.60	1:36.146
44	B	Alan JACKSON		MG Maestro	9:00.003	5	D.N.F.	78.53	1:44.229
14	B	Mark JACKSON		MG Maestro	9:16.922	5	D.N.F.	76.14	1:40.092
4	Z	David MELLOR		MGZR	6:25.552	4	D.N.F.	87.99	1:33.609

FASTEST LAP

66	Z	Robb ADDISON		MG ZR	1:33.017	10	91.18mph	146.74kph
59	F	Paul NAISH		MG ZR	1:33.076	9	91.12mph	146.65kph
42	B	Peter FIDDLES		MG Maestro	1:36.509	3	87.88mph	141.43kph

Car 59 - One Sec added - J.16.1 Overtaking under Yellows

Weather / Track : Sunny / Dry

These results are provisional until the conclusion of any judicial and technical matters.

Thruxton

Circuit Length = 2.3560 miles.

Start: 16:14 End: 16:30

Clerk of Course:	Stewards:	Timekeeper:
------------------	-----------	-------------

Lancaster Insurance MG Owners Club Championship

RACE CLASSIFICATION - RACE 6 - 2nd AMENDED

POS	NO	CL	DRIVER	NAT	CAR	TIME	LAPS	GAP	MPH	BEST
1	66	Z	Robb ADDISON		MG ZR	15:48.114	10		89.45	1:33.017
2	59	F	Paul NAISH		MG ZR	15:48.881	10	0.767	89.38	1:33.076
3	27	Z	Adrian OLSSON		MG ZR	16:14.540	10	26.426	87.03	1:34.954
4	99	B	Andy CAMPBELL		MG Maestro	16:18.259	10	30.145	86.70	1:36.876
5	42	B	Peter FIDDLES		MG Maestro	16:23.375	10	35.261	86.25	1:36.509
6	1	B	Simon BYRNE		Maestro	16:24.402	10	36.288	86.16	1:36.590
7	41	Z	Kelly-anne MERCER		MG ZR	16:32.965	10	44.851	85.41	1:36.608
8	3	B	Doug COLE		MG Maestro	16:38.193	10	50.079	84.97	1:37.272
9	46	B	Andy FIRTH		MG Maestro	16:38.216	10	50.102	84.96	1:36.749
10	18	B	Stratton MACKAY		MG Maestro	16:40.650	10	52.536	84.76	1:37.992
11	88	Z	Andrew COMBE		MG ZR	16:56.388	10	1:08.274	83.44	1:38.859
12	77	B	Martin GILCHRIST		MG Maestro	16:58.648	10	1:10.534	83.26	1:39.222
13	17	B	David GARDNER		MG Maestro	16:59.328	10	1:11.214	83.20	1:38.655
14	11	B	Steve BLAND		MG Maestro	16:59.597	10	1:11.483	83.18	1:39.296
15	10	B	William SHARPE		MG Maestro	17:03.083	10	1:14.969	82.90	1:38.630
16	9	B	Clair HOPKINS		MG Maestro EFI	17:24.418	10	1:36.304	81.20	1:41.481
17	2	B	Scott TANNER		MG Maestro	17:29.572	10	1:41.458	80.81	1:38.241
18	7	B	Darren LEONARD		MG Maestro	15:56.822	9	1 LAP	79.77	1:43.397
19	19	B	Philip EMSLEY		MG Maestro	15:59.643	9	1 LAP	79.54	1:43.483
20	29	B	Richard WATE		MG Maestro	16:00.445	9	1 LAP	79.47	1:43.873
21	48	B	Ulric SCOTT		MG Maestro	16:11.051	9	1 LAP	78.61	1:45.066
22	26	B	Richard MARTIN		MG Maestro	16:51.195	9	1 LAP	75.48	1:49.684
23	28	B	Dean SULLIVAN		MG Maestro	16:06.964	8	2 LAPS	70.17	1:49.347

NOT CLASSIFIED

21	B	Henry SHAR		MG Maestro	14:27.429	8	D.N.F.	78.22	1:37.998
16	B	Gethin ISAAC		MG Maestro	11:50.162	7	D.N.F.	83.60	1:38.976
12	Z	Davinder GOLHAR		MG ZR	10:01.499	6	D.N.F.	84.60	1:36.146
44	B	Alan JACKSON		MG Maestro	9:00.003	5	D.N.F.	78.53	1:44.229
14	B	Mark JACKSON		MG Maestro	9:16.922	5	D.N.F.	76.14	1:40.092
4	Z	David MELLOR		MGZR	6:25.552	4	D.N.F.	87.99	1:33.609

FASTEST LAP

66	Z	Robb ADDISON		MG ZR	1:33.017	10	91.18mph	146.74kph
59	F	Paul NAISH		MG ZR	1:33.076	9	91.12mph	146.65kph
42	B	Peter FIDDLES		MG Maestro	1:36.509	3	87.88mph	141.43kph

Car 59 - One Sec added - J.16.1 Overtaking under Yellows:Car 1- 4 secs added E5.1.8.

Weather / Track : Sunny / Dry

These results are provisional until the conclusion of any judicial and technical matters.

Thruxton

Circuit Length = 2.3560 miles.

Start: 16:14 End: 16:30

Clerk of Course:	Stewards:	Timekeeper:
------------------	-----------	-------------

Lancaster Insurance MG Owners Club Championship

Lap Chart

Lap 1			Lap 2			Lap 3			Lap 4			Lap 5		
No	Behind	Laptime	No	Behind	Laptime	No	Behind	Laptime	No	Behind	Laptime	No	Behind	Laptime
66		1:42.897	66		1:33.903	4		1:33.609	66		1:34.114	66		1:34.720
4	0.393	1:43.290	4	0.352	1:33.862	66	0.180	1:34.141	4	0.497	1:34.791	59	0.440	1:34.117
59	1.254	1:44.151	59	1.708	1:34.357	59	1.375	1:33.628	59	1.043	1:33.962	27	8.441	1:37.335
27	1.962	1:44.859	27	3.013	1:34.954	27	4.564	1:35.512	27	5.826	1:35.556	99	13.236	1:37.190
99	2.041	1:44.938	99	5.042	1:36.904	99	8.118	1:37.037	99	10.766	1:36.942	42	13.793	1:36.934
46	2.739	1:45.636	46	5.585	1:36.749	46	8.544	1:36.920	1	11.384	1:37.130	1	13.821	1:37.157
1	2.914	1:45.811	1	5.757	1:36.746	1	8.548	1:36.752	42	11.579	1:36.739	12	19.890	1:40.425
42	3.460	1:46.357	42	6.586	1:37.029	42	9.134	1:36.509	46	13.918	1:39.668	46	20.471	1:41.273
21	4.441	1:47.338	12	7.776	1:36.968	12	9.961	1:36.146	12	14.185	1:38.518	41	24.401	1:37.806
12	4.711	1:47.608	21	8.774	1:38.236	21	14.405	1:39.592	21	21.186	1:41.075	21	25.745	1:39.279
41	6.400	1:49.297	41	10.604	1:38.107	41	14.598	1:37.955	41	21.315	1:41.011	18	27.103	1:40.167
18	7.087	1:49.984	18	11.411	1:38.227	18	15.442	1:37.992	18	21.656	1:40.508	3	27.290	1:40.286
3	8.395	1:51.292	3	12.908	1:38.416	3	16.607	1:37.660	3	21.724	1:39.411	16	30.696	1:39.518
16	9.059	1:51.956	16	15.273	1:40.117	16	21.163	1:39.851	16	25.898	1:39.029	88	31.011	1:38.917
77	9.163	1:52.060	17	16.067	1:40.567	17	21.772	1:39.666	88	26.814	1:39.212	17	31.958	1:38.995
17	9.403	1:52.300	88	16.724	1:40.841	88	21.896	1:39.133	17	27.683	1:40.205	2	32.373	1:39.081
88	9.786	1:52.683	2	17.139	1:40.419	2	22.566	1:39.388	2	28.012	1:39.740	11	34.331	1:39.975
2	10.623	1:53.520	11	18.029	1:40.702	11	24.020	1:39.952	11	29.076	1:39.350	77	40.183	1:39.369
11	11.230	1:54.127	14	18.721	1:40.092	14	25.448	1:40.688	77	35.534	1:40.983	10	44.260	1:39.796
9	12.438	1:55.335	9	20.016	1:41.481	9	28.357	1:42.302	9	37.876	1:43.813	9	45.843	1:42.687
14	12.532	1:55.429	77	22.282	1:47.022	77	28.845	1:40.524	10	39.184	1:39.554	7	54.632	1:44.835
29	13.250	1:56.147	7	25.582	1:44.781	10	33.924	1:40.112	7	44.517	1:43.793	19	58.371	1:43.483
44	14.545	1:57.442	29	26.454	1:47.107	7	35.018	1:43.397	14	47.578	1:56.424	44	1:00.228	1:46.041
7	14.704	1:57.601	19	27.335	1:45.687	19	37.869	1:44.495	44	48.907	1:44.229	29	1:00.587	1:45.350
19	15.551	1:58.448	44	27.690	1:47.048	29	38.024	1:45.531	19	49.608	1:46.033	48	1:06.206	1:48.313
48	16.620	1:59.517	10	27.773	1:41.099	44	38.972	1:45.243	29	49.957	1:46.227	14	1:17.147	2:04.289P
26	19.962	2:02.859	48	28.938	1:46.221	48	41.150	1:46.173	48	52.613	1:45.757	26	1:25.165	1:51.572
10	20.577	2:03.474	26	36.512	1:50.453	26	52.235	1:49.684	26	1:08.313	1:50.372	28	1:32.702	1:50.779
28	22.562	2:05.459	28	38.006	1:49.347	28	53.648	1:49.603	28	1:16.643	1:57.289			

Lancaster Insurance MG Owners Club Championship

Lap Chart

(contd.)

Lap 6			Lap 7			Lap 8			Lap 9			Lap 10		
No	Behind	Laptime	No	Behind	Laptime	No	Behind	Laptime	No	Behind	Laptime	No	Behind	Laptime
66		1:34.002	66		1:33.646	66		1:33.668	59		1:33.076	59		1:33.082
59	0.466	1:34.028	59	0.654	1:33.834	59	0.632	1:33.646	66	0.298	1:34.006	66	0.233	1:33.017
27	11.185	1:36.746	26	1 LAP	1:50.608	27	19.081	1:38.003	29	1 LAP	1:45.006	7	1 LAP	1:45.255
99	16.298	1:37.064	27	14.746	1:37.207	99	23.009	1:37.149	48	1 LAP	1:48.248	19	1 LAP	1:46.009
42	17.170	1:37.379	99	19.528	1:36.876	42	23.696	1:36.822	21	1 LAP	2:18.183P	29	1 LAP	1:43.873
1	18.038	1:38.219	28	1 LAP	1:54.537	1	24.511	1:36.694	27	22.791	1:37.418	28	2 LAPS	2:36.459
46	26.906	1:40.437	42	20.542	1:37.018	26	1 LAP	1:52.656	99	26.562	1:37.261	48	1 LAP	1:45.066
12	27.722	1:41.834	1	21.485	1:37.093	41	37.895	1:38.418	42	26.787	1:36.799	27	26.659	1:36.950
41	27.949	1:37.550	46	31.619	1:38.359	46	37.935	1:39.984	1	27.393	1:36.590	99	30.378	1:36.898
21	29.741	1:37.998	41	33.145	1:38.842	3	38.918	1:38.369	41	40.795	1:36.608	1	32.521	1:38.210
3	30.560	1:37.272	3	34.217	1:37.303	18	42.822	1:39.311	3	43.974	1:38.764	42	35.494	1:41.789
18	31.276	1:38.175	18	37.179	1:39.549	2	47.730	1:39.249	26	1 LAP	1:50.919	41	45.084	1:37.371
16	35.670	1:38.976	2	42.149	1:39.183	88	47.968	1:38.859	46	44.441	1:40.214	3	50.312	1:39.420
88	36.013	1:39.004	16	42.739	1:40.715	28	1 LAP	2:03.491	18	47.375	1:38.261	46	50.335	1:38.976
17	36.611	1:38.655	88	42.777	1:40.410	17	53.509	1:44.148	88	57.348	1:43.088	18	52.769	1:38.476
2	36.612	1:38.241	17	43.029	1:40.064	11	56.698	1:42.394	2	59.695	1:45.673	26	1 LAP	1:52.072
11	39.625	1:39.296	11	47.972	1:41.993	77	56.876	1:39.318	17	59.695	1:39.894	88	1:08.507	1:44.241
77	45.650	1:39.469	77	51.226	1:39.222	10	1:03.501	1:40.290	77	1:03.486	1:40.318	77	1:10.767	1:40.363
10	50.210	1:39.952	10	56.879	1:40.315	9	1:17.858	1:43.077	11	1:03.707	1:40.717	17	1:11.447	1:44.834
9	57.772	1:45.931	21	1:01.823	2:05.728	7	1:30.476	1:46.549	10	1:09.654	1:39.861	11	1:11.716	1:41.091
7	1:05.501	1:44.871	9	1:08.449	1:44.323	19	1:32.543	1:45.504	9	1:26.627	1:42.477	10	1:15.202	1:38.630
19	1:09.211	1:44.842	7	1:17.595	1:45.740							9	1:36.537	1:42.992
29	1:12.819	1:46.234	19	1:20.707	1:45.142							2	1:41.691	2:15.078
48	1:17.951	1:45.747	29	1:24.143	1:44.970									
			48	1:30.314	1:46.009									

Waxoyl Classic Thunder Touring Car Championship

QUALIFYING - RACE 7

POS	NO	CL	DRIVER	NAT	CAR	TIME	LAPS	GAP	MPH
1	88	A	Nigel GARRETT		Rover SDI	1:24.465	10		100.41
2	32	A	Joss RONCHETTI		Talbot Sunbeam Lotus	1:28.043	7	3.578	96.33
3	69	B	Jody HALSE		BMW 325	1:29.151	9	4.686	95.13
4	38	A	Peter TAYLOR		Ford Sierra Cosworth	1:29.279	10	4.814	95.00
5	1	B	Steve DILLON		Ford Escort MK1	1:30.085	9	5.620	94.15
6	44	B	Norman RICKETT		BMW 1602	1:30.307	10	5.842	93.92
7	66	A	Tony SCOTT-ANDREWS		Ford Falcon	1:31.004	9	6.539	93.20
8	22	B	Barry VINCENT		Rover 827 Vitesse	1:32.543	9	8.078	91.65
9	4	A	Tony PALMER		Rover SD1 V8S	1:33.179	9	8.714	91.02
10	20	A	Kevin UNDERWOOD		BMW E30 M3	1:33.854	9	9.389	90.37
11	55	E	David HOWARD		Jaguar XJ12 Series One	1:36.820	9	12.355	87.60
12	60	A	Edward CHRISTIE		BMW M3	1:37.031	9	12.566	87.41
13	65	E	Chris GRIFFIN (SNR)		Rover SDI	1:40.365	9	15.900	84.50
14	76	D	Glenn CANNING		NSU TT	1:42.708	9	18.243	82.58
15	28	F	Hugh POSTON		Ford Fiesta	1:43.100	3	18.635	82.26
16	50	B	Ashley HARGREAVES		Peugeot 205 GTI	1:48.326	3	23.861	78.29
17	61	B	Graham PRICE		BMW Turbo	1:49.239	3	24.774	77.64

Weather / Track : Cloudy / Sunny

These results are provisional until the conclusion of any judicial and technical matters.

Thruxton

Circuit Length = 2.3560 miles.

Start: 11:23 End: 11:38

Clerk of Course:

Stewards:

Timekeeper:

Waxoyl Classic Thunder Touring Car Championship

LAP ANALYSIS - RACE 7

1	Steve DILLON	Ford Escort MK1
1 -	6:16.607	6 - 1:33.018
2 -	1:39.033	7 - 1:31.886
3 -	1:37.698	8 - 1:31.927
4 -	1:36.223	9 - 1:30.085
5 -	1:42.467	
4	Tony PALMER	Rover SD1 V8S
1 -	6:30.027	6 - 1:33.797
2 -	1:42.165	7 - 1:33.302
3 -	1:35.783	8 - 1:33.179
4 -	1:34.637	9 - 1:34.964
5 -	1:33.870	
20	Kevin UNDERWOOD	BMW E30 M3
1 -	6:13.481	6 - 1:40.047
2 -	1:42.269	7 - 1:35.854
3 -	1:42.598	8 - 1:36.432
4 -	1:38.618	9 - 1:33.854
5 -	1:38.548	
22	Barry VINCENT	Rover 827 Vitesse
1 -	6:04.987	6 - 1:35.078
2 -	1:36.180	7 - 1:33.412
3 -	1:35.507	8 - 1:32.543
4 -	1:34.132	9 - 1:33.370
5 -	1:50.481	
28	Hugh POSTON	Ford Fiesta
1 -	6:06.459	
2 -	1:43.100	
3 -	1:43.879	
32	Joss RONCHETTI	Talbot Sunbeam Lotus
1 -	5:40.027	6 - 1:28.043
2 -	1:34.727	7 - 1:28.098
3 -	1:30.172	
4 -	1:30.230	
5 -	1:29.014	
38	Peter TAYLOR	Ford Sierra Cosworth
1 -	6:00.425	6 - 1:29.279
2 -	1:32.890	7 - 1:29.352
3 -	1:31.823	8 - 1:30.199
4 -	1:35.396	9 - 1:31.588
5 -	1:34.287	10 - 1:30.612

Waxoyl Classic Thunder Touring Car Championship

LAP ANALYSIS - RACE 7

(contd.)

44	Norman RICKETT	BMW 1602
1 -	6:02.469	6 - 1:30.388
2 -	1:33.808	7 - 1:30.542
3 -	1:30.528	8 - 1:31.141
4 -	1:32.150	9 - 1:30.307
5 -	1:32.378	10 - 1:30.833
50	Ashley HARGREAVES	Peugeot 205 GTI
1 -	6:45.257	
2 -	1:50.252	
3 -	1:48.326	
55	David HOWARD	Jaguar XJ12 Series One
1 -	6:20.485	6 - 1:39.645
2 -	1:36.820	7 - 1:38.722
3 -	1:39.085	8 - 1:38.864
4 -	1:38.255	9 - 1:54.652 P
5 -	1:39.737	
60	Edward CHRISTIE	BMW M3
1 -	6:37.706	6 - 1:37.304
2 -	1:44.982	7 - 1:38.487
3 -	1:38.101	8 - 1:37.031
4 -	1:37.823	9 - 1:38.829
5 -	1:38.765	
61	Graham PRICE	BMW Turbo
1 -	6:00.585	
2 -	1:49.239	
3 -	2:11.606	
65	Chris GRIFFIN (SNR)	Rover SDI
1 -	5:55.457	6 - 1:43.051
2 -	1:50.617	7 - 1:43.558
3 -	1:50.126	8 - 1:42.533
4 -	1:49.377	9 - 1:40.365
5 -	1:44.168	
66	Tony SCOTT-ANDREWS	Ford Falcon
1 -	6:33.943	6 - 1:32.386
2 -	1:36.197	7 - 1:31.004
3 -	1:35.542	8 - 1:32.696
4 -	1:34.232	9 - 1:31.545
5 -	1:34.648	

Waxoyl Classic Thunder Touring Car Championship

LAP ANALYSIS - RACE 7

(contd.)


67	Martin HOWELL	VW Golf GTI
1 - X:00.000P		
69	Jody HALSE	BMW 325
1 - 6:30.232 6 - 1:30.356 2 - 1:36.844 7 - 1:29.843 3 - 1:33.708 8 - 1:29.151 4 - 1:34.061 9 - 1:29.625 5 - 1:36.257		
76	Glenn CANNING	NSU TT
1 - 6:08.953 6 - 1:44.041 2 - 1:45.966 7 - 1:47.689 3 - 1:46.111 8 - 1:43.882 4 - 1:45.980 9 - 1:42.708 5 - 1:45.481		
88	Nigel GARRETT	Rover SDI
1 - 5:56.808 6 - 1:26.584 2 - 1:30.094 7 - 1:25.485 3 - 1:25.535 8 - 1:27.783 4 - 1:24.465 9 - 1:27.344 5 - 1:26.650 10 - 1:26.445		

Waxoyl Classic Thunder Touring Car Championship

GRID - RACE 7

ROW 9	1:49.239 61 PRICE	67 HOWELL
ROW 8	1:43.100 28 POSTON	1:48.326 50 HARGREAVES
ROW 7	1:40.365 65 GRIFFIN (SNR)	1:42.708 76 CANNING
ROW 6	1:36.820 55 HOWARD	1:37.031 60 CHRISTIE
ROW 5	1:33.179 4 PALMER	1:33.854 20 UNDERWOOD
ROW 4	1:31.004 66 SCOTT-ANDREWS	1:32.543 22 VINCENT
ROW 3	1:30.085 1 DILLON	1:30.307 44 RICKETT
ROW 2	1:29.151 69 HALSE	1:29.279 38 TAYLOR
ROW 1	1:24.465 88 GARRETT	1:28.043 32 RONCHETTI

POLE



Weather / Track : Cloudy / Sunny

These results are provisional until the conclusion of any judicial and technical matters.

Thruxton

Circuit Length = 2.3560 miles.

Start: 11:23 End: 11:38

Clerk of Course:

Stewards:

Timekeeper:

Waxoyl Classic Thunder Touring Car Championship

RACE CLASSIFICATION - RACE 7

POS	NO	CL	DRIVER	NAT	CAR	TIME	LAPS	GAP	MPH	BEST
1	88	A	Nigel GARRETT		Rover SDI	14:53.789	10		94.89	1:27.147
2	69	B	Jody HALSE		BMW 325	15:08.357	10	14.568	93.37	1:28.836
3	1	B	Steve DILLON		Ford Escort MK1	15:08.567	10	14.778	93.35	1:28.972
4	44	B	Norman RICKETT		BMW 1602	15:11.258	10	17.469	93.07	1:29.376
5	38	A	Peter TAYLOR		Ford Sierra Cosworth	15:29.379	10	35.590	91.26	1:29.291
6	22	B	Barry VINCENT		Rover 827 Vitesse	15:32.922	10	39.133	90.91	1:31.049
7	61	B	Graham PRICE		BMW Turbo	15:33.756	10	39.967	90.83	1:30.165
8	66	A	Tony SCOTT-ANDREWS		Ford Falcon	16:08.701	10	1:14.912	87.55	1:31.285
9	60	A	Edward CHRISTIE		BMW M3	16:10.256	10	1:16.467	87.41	1:33.882
10	55	E	David HOWARD		Jaguar XJ12 Series One	16:11.440	10	1:17.651	87.31	1:34.826
11	20	A	Kevin UNDERWOOD		BMW E30 M3	16:19.047	10	1:25.258	86.63	1:33.266
12	65	E	Chris GRIFFIN (SNR)		Rover SDI	15:10.053	9	1 LAP	83.87	1:39.032
13	43	D	Peter NIXON		VW Golf GTI	15:22.488	9	1 LAP	82.74	1:38.486
14	76	D	Glenn CANNING		NSU TT	15:42.500	9	1 LAP	80.99	1:40.375

NOT CLASSIFIED

50	B	Ashley HARGREAVES		Peugeot 205 GTI	6:53.895	4	D.N.F.	81.96	1:38.449
4	A	Tony PALMER		Rover SD1 V8S	1:45.940	1	D.N.F.	80.06	1:45.940

FASTEST LAP

88	A	Nigel GARRETT		Rover SDI	1:27.147	2	97.32mph	156.62kph
69	B	Jody HALSE		BMW 325	1:28.836	5	95.47mph	153.65kph
55	E	David HOWARD		Jaguar XJ12 Series One	1:34.826	2	89.44mph	143.94kph
43	D	Peter NIXON		VW Golf GTI	1:38.486	9	86.12mph	138.59kph

Weather / Track : Sunny / Dry
 These results are provisional until the conclusion of any judicial and technical matters.

Thruxton
 Circuit Length = 2.3560 miles.
 Start: 16:50 End: 17:05

Clerk of Course:	Stewards:	Timekeeper:
------------------	-----------	-------------

Waxoyl Classic Thunder Touring Car Championship

LAP CHART - RACE 7

Lap 1			Lap 2			Lap 3			Lap 4			Lap 5		
No	Behind	Laptime	No	Behind	Laptime	No	Behind	Laptime	No	Behind	Laptime	No	Behind	Laptime
88		1:34.852	88		1:27.147	88		1:27.977	88		1:27.256	88		1:28.294
69	1.640	1:36.492	69	3.990	1:29.497	69	5.015	1:29.002	69	6.635	1:28.876	69	7.177	1:28.836
1	2.378	1:37.230	1	4.878	1:29.647	1	7.027	1:30.126	1	9.940	1:30.169	1	12.371	1:30.725
44	3.668	1:38.520	38	6.878	1:29.548	38	8.192	1:29.291	44	14.100	1:31.448	44	16.841	1:31.035
38	4.477	1:39.329	44	7.541	1:31.020	44	9.908	1:30.344	38	16.172	1:35.236	38	20.476	1:32.598
22	6.377	1:41.229	22	10.735	1:31.505	22	13.807	1:31.049	22	17.798	1:31.247	22	20.829	1:31.325
66	6.781	1:41.633	66	11.373	1:31.739	66	14.681	1:31.285	66	20.356	1:32.931	66	24.010	1:31.948
55	9.697	1:44.549	55	17.376	1:34.826	55	25.123	1:35.724	61	30.904	1:32.569	61	33.846	1:31.236
4	11.088	1:45.940	60	18.565	1:33.882	61	25.591	1:33.665	55	34.430	1:36.563	55	43.087	1:36.951
60	11.830	1:46.682	61	19.903	1:34.394	60	26.423	1:35.835	60	35.573	1:36.406	60	43.951	1:36.672
61	12.656	1:47.508	65	28.242	1:41.051	65	39.297	1:39.032	65	51.487	1:39.446	20	1:00.803	1:36.107
65	14.338	1:49.190	50	29.547	1:39.688	50	40.019	1:38.449	20	52.990	1:34.908	65	1:04.613	1:41.420
50	17.006	1:51.858	43	36.953	1:45.095	20	45.338	1:36.182	50	56.663	1:43.900	43	1:18.296	1:40.375
43	19.005	1:53.857	20	37.133	1:36.400	43	50.067	1:41.091	43	1:06.215	1:43.404	76	1:21.308	1:41.612
76	19.326	1:54.178	76	38.247	1:46.068	76	50.645	1:40.375	76	1:07.990	1:44.601			
20	27.880	2:02.732												

Waxoyl Classic Thunder Touring Car Championship

LAP CHART - RACE 7

(contd.)

Lap 6			Lap 7			Lap 8			Lap 9			Lap 10		
No	Behind	Laptime	No	Behind	Laptime	No	Behind	Laptime	No	Behind	Laptime	No	Behind	Laptime
88		1:29.111	88		1:28.998	88		1:29.428	88		1:30.315	88		1:30.411
69	6.913	1:28.847	76	1 LAP	1:42.458	69	10.359	1:32.566	65	1 LAP	1:40.350	69	14.568	1:30.811
1	13.750	1:30.490	69	7.221	1:29.306	43	1 LAP	1:41.240	69	14.168	1:34.124	1	14.778	1:28.972
44	17.553	1:29.823	1	15.891	1:31.139	1	16.959	1:30.496	1	16.217	1:29.573	65	1 LAP	1:39.978
22	25.098	1:33.380	44	18.648	1:30.093	44	19.207	1:29.987	44	18.504	1:29.612	44	17.469	1:29.376
38	26.124	1:34.759	22	28.081	1:31.981	76	1 LAP	1:47.170	43	1 LAP	1:39.629	43	1 LAP	1:38.486
66	28.258	1:33.359	38	29.204	1:32.078	22	30.248	1:31.595	38	33.131	1:32.366	38	35.590	1:32.870
61	36.216	1:31.481	66	35.400	1:36.140	38	31.080	1:31.304	22	33.712	1:33.779	22	39.133	1:35.832
55	50.590	1:36.614	61	37.765	1:30.547	61	38.502	1:30.165	76	1 LAP	1:42.917	61	39.967	1:31.367
60	51.124	1:36.284	55	58.362	1:36.770	66	47.138	1:41.166	61	39.011	1:30.824	76	1 LAP	1:43.121
20	1:06.810	1:35.118	60	58.875	1:36.749	55	1:06.054	1:37.120	66	59.946	1:43.123	66	1:14.912	1:45.377
65	1:15.635	1:40.133	20	1:12.008	1:34.196	60	1:06.667	1:37.220	55	1:12.346	1:36.607	60	1:16.467	1:34.015
43	1:28.496	1:39.311	65	1:26.090	1:39.453	20	1:18.630	1:36.050	60	1:12.863	1:36.511	55	1:17.651	1:35.716
									20	1:22.403	1:34.088	20	1:25.258	1:33.266

Weather / Track : Sunny / Dry

Thruxton
Circuit Length = 2.3560 miles.
Start: 16:50 End: 17:05

BOOKATRACK.com Caterham Graduate - Mega Graduate C

QUALIFYING - RACE 8

POS	NO	CL	DRIVER	NAT	CAR	TIME	LAPS	GAP	MPH
1	38		Matthew BURROWS		Caterham	1:26.837	10		97.67
2	22		Mike WELBURN		Caterham	1:28.254	10	1.417	96.10
3	31		John PARKER		Caterham	1:28.282	10	1.445	96.07
4	18		George LONGMUIR		Caterham	1:28.366	10	1.529	95.98
5	4		Paul HUDSON		Caterham	1:28.515	10	1.678	95.82
6	6		Tim JUMP		Caterham	1:28.566	10	1.729	95.76
7	2		Christopher BATTEN		Caterham	1:28.634	10	1.797	95.69
8	49		Tony BROWN		Caterham	1:28.824	10	1.987	95.48
9	24		Michael THORNHILL		Caterham	1:29.288	10	2.451	94.99
10	10		Michael J FESEMEYER		Caterham	1:29.447	10	2.610	94.82
11	7		Martin AMISON		Caterham	1:29.675	10	2.838	94.58
12	5		Nick FROST		Caterham	1:29.691	3	2.854	94.56
13	23		Ian ATKINSON		Caterham	1:29.880	10	3.043	94.36
14	8		Christian MARRYAT		Caterham	1:30.183	10	3.346	94.04
15	17		Giles WARDLE		Caterham	1:30.189	10	3.352	94.04
16	37		Tom OVERTON		Caterham	1:30.832	10	3.995	93.37
17	55		Mike SOLAN		Caterham	1:31.198	10	4.361	93.00
18	12		Iain MILLIGAN		Caterham	1:33.094	10	6.257	91.10
19	30		Chris AWCOCK		Caterham	1:33.550	9	6.713	90.66

Car 12/38/49 No transponder

Weather / Track : Cloudy / Sunny

These results are provisional until the conclusion of any judicial and technical matters.

Thruxton

Circuit Length = 2.3560 miles.

Start: 11:47 End: 12:02

Clerk of Course:	Stewards:	Timekeeper:
------------------	-----------	-------------

BOOKATRACK.com Caterham Graduate - Mega Graduate C LAP ANALYSIS - RACE 8

2	Christopher BATTEN	Caterham
1 -	6:44.636	6 - 1:28.634
2 -	1:30.293	7 - 1:29.752
3 -	1:29.709	8 - 1:29.978
4 -	1:30.885	9 - 1:31.219
5 -	1:30.462	10 - 1:28.667
4	Paul HUDSON	Caterham
1 -	6:37.633	6 - 1:29.766
2 -	1:33.756	7 - 1:28.515
3 -	1:32.505	8 - 1:29.906
4 -	1:31.210	9 - 1:29.666
5 -	1:30.542	10 - 1:30.250
5	Nick FROST	Caterham
1 -	6:50.375	
2 -	1:29.691	
3 -	1:30.836	
6	Tim JUMP	Caterham
1 -	6:41.012	6 - 1:30.411
2 -	1:31.733	7 - 1:31.701
3 -	1:30.976	8 - 1:28.566
4 -	1:29.924	9 - 1:29.447
5 -	1:30.283	10 - 1:29.005
7	Martin AMISON	Caterham
1 -	6:39.916	6 - 1:30.388
2 -	1:32.578	7 - 1:29.872
3 -	1:33.031	8 - 1:32.806
4 -	1:31.723	9 - 1:30.381
5 -	1:30.084	10 - 1:29.675
8	Christian MARRYAT	Caterham
1 -	7:06.414	6 - 1:33.259
2 -	1:31.955	7 - 1:32.023
3 -	1:33.070	8 - 1:31.513
4 -	1:32.485	9 - 1:31.106
5 -	1:32.190	10 - 1:30.183
10	Michael J FESEMEYER	Caterham
1 -	6:54.383	6 - 1:38.352
2 -	1:30.129	7 - 1:30.077
3 -	1:29.447	8 - 1:30.390
4 -	1:39.490	9 - 1:30.808
5 -	1:43.504	10 - 1:34.737

BOOKATRACK.com Caterham Graduate - Mega Graduate C LAP ANALYSIS - RACE 8

(contd.)

12	Iain MILLIGAN	Caterham
1 - 7:09.203	6 - 1:34.371	
2 - 1:36.135	7 - 1:33.094	
3 - 1:34.089	8 - 1:34.610	
4 - 1:33.827	9 - 1:33.726	
5 - 1:33.778	10 - 1:33.834	
17	Giles WARDLE	Caterham
1 - 7:04.195	6 - 1:30.189	
2 - 1:35.769	7 - 1:32.410	
3 - 1:36.186	8 - 1:31.477	
4 - 1:33.148	9 - 1:30.888	
5 - 1:30.853	10 - 1:30.591	
18	George LONGMUIR	Caterham
1 - 6:48.205	6 - 1:28.366	
2 - 1:32.318	7 - 1:29.793	
3 - 1:30.329	8 - 1:29.700	
4 - 1:30.715	9 - 1:28.974	
5 - 1:28.847	10 - 1:28.499	
22	Mike WELBURN	Caterham
1 - 6:53.411	6 - 1:29.105	
2 - 1:29.976	7 - 1:29.522	
3 - 1:28.799	8 - 1:37.532	
4 - 1:28.750	9 - 1:29.259	
5 - 1:28.254	10 - 1:28.659	
23	Ian ATKINSON	Caterham
1 - 6:55.637	6 - 1:32.774	
2 - 1:36.872	7 - 1:31.176	
3 - 1:36.885	8 - 1:31.609	
4 - 1:36.397	9 - 1:31.711	
5 - 1:32.214	10 - 1:29.880	
24	Michael THORNHILL	Caterham
1 - 6:41.691	6 - 1:30.347	
2 - 1:33.583	7 - 1:29.964	
3 - 1:31.374	8 - 1:29.649	
4 - 1:29.749	9 - 1:29.288	
5 - 1:30.222	10 - 1:29.531	
30	Chris AWCOCK	Caterham
1 - 7:17.236	6 - 1:35.118	
2 - 1:40.060	7 - 1:36.084	
3 - 1:37.513	8 - 1:34.681	
4 - 1:40.171	9 - 1:33.550	
5 - 1:36.826		

BOOKATRACK.com Caterham Graduate - Mega Graduate C LAP ANALYSIS - RACE 8

(contd.)

31	John PARKER	Caterham
1 -	6:53.105	6 - 1:29.938
2 -	1:30.764	7 - 1:28.282
3 -	1:28.902	8 - 1:29.942
4 -	1:29.459	9 - 1:29.893
5 -	1:29.489	10 - 1:29.919
37	Tom OVERTON	Caterham
1 -	7:05.669	6 - 1:31.173
2 -	1:36.300	7 - 1:30.943
3 -	1:33.444	8 - 1:30.891
4 -	1:34.620	9 - 1:30.832
5 -	1:31.770	10 - 1:30.946
38	Matthew BURROWS	Caterham
1 -	6:52.392	6 - 1:28.766
2 -	1:28.379	7 - 1:34.019
3 -	1:30.448	8 - 1:26.837
4 -	1:29.256	9 - 1:27.569
5 -	1:29.276	10 - 1:27.539
49	Tony BROWN	Caterham
1 -	6:43.866	6 - 1:29.365
2 -	1:30.741	7 - 1:29.409
3 -	1:29.566	8 - 1:29.234
4 -	1:29.742	9 - 1:28.824
5 -	1:29.716	10 - 1:29.161
55	Mike SOLAN	Caterham
1 -	7:07.511	6 - 1:31.986
2 -	1:33.176	7 - 1:32.014
3 -	1:32.333	8 - 1:32.144
4 -	1:32.157	9 - 1:32.166
5 -	1:31.744	10 - 1:31.198

**BOOKATRACK.com Caterham Graduate - Mega Graduate C
GRID - RACE 8**

ROW 10	1:33.550 30 AWCOCK	
ROW 9	1:31.198 55 SOLAN	1:33.094 12 MILLIGAN
ROW 8	1:30.189 17 WARDLE	1:30.832 37 OVERTON
ROW 7	1:29.880 23 ATKINSON	1:30.183 8 MARRYAT
ROW 6	1:29.675 7 AMISON	1:29.691 5 FROST
ROW 5	1:29.288 24 THORNHILL	1:29.447 10 FESEMEYER
ROW 4	1:28.634 2 BATTEN	1:28.824 49 BROWN
ROW 3	1:28.515 4 HUDSON	1:28.566 6 JUMP
ROW 2	1:28.282 31 PARKER	1:28.366 18 LONGMUIR
ROW 1	1:26.837 38 BURROWS	1:28.254 22 WELBURN
	POLE	

Car 12/38/49 No transponder
Weather / Track : Cloudy / Sunny
These results are provisional until the conclusion of any judicial and technical matters.

Thrupton
 Circuit Length = 2.3560 miles.
 Start: 11:47 End: 12:02

Clerk of Course:	Stewards:	Timekeeper:
------------------	-----------	-------------

BOOKATRACK.com Caterham Graduate - Mega Graduate C

RACE CLASSIFICATION - RACE 8

POS	NO	CL	DRIVER	NAT	CAR	TIME	LAPS	GAP	MPH	BEST	
1	38		Matthew BURROWS		Caterham	17:59.802	12		94.25	1:28.514	
2	2		Christopher BATTEN		Caterham	18:00.353	12	0.551	94.20	1:28.542	
3	18		George LONGMUIR		Caterham	18:01.055	12	1.253	94.14	1:28.223	
4	8		Christian MARRYAT		Caterham	18:01.764	12	1.962	94.08	1:27.957	
5	22		Mike WELBURN		Caterham	18:03.574	12	3.772	93.92	1:28.108	
6	6		Tim JUMP		Caterham	18:08.657	12	8.855	93.49	1:27.945	
7	4		Paul HUDSON		Caterham	18:16.152	12	16.350	92.85	1:29.545	
8	55		Mike SOLAN		Caterham	18:16.806	12	17.004	92.79	1:29.453	
9	5		Nick FROST		Caterham	18:16.993	12	17.191	92.78	1:28.255	
10	24		Michael THORNHILL		Caterham	18:18.185	12	18.383	92.67	1:29.631	
11	31		John PARKER		Caterham	18:18.542	12	18.740	92.64	1:28.428	
12	37		Tom OVERTON		Caterham	18:18.707	12	18.905	92.63	1:28.957	
13	23		Ian ATKINSON		Caterham	19:01.818	12	1:02.016	89.13	1:32.088	
14	12		Iain MILLIGAN		Caterham	19:02.244	12	1:02.442	89.10	1:32.706	
15	30		Chris AWCOCK		Caterham	19:02.749	12	1:02.947	89.06	1:33.079	
16	7		Martin AMISON		Caterham	19:35.295	12	1:35.493	86.59	1:32.720	
					FASTEST LAP						
6			Tim JUMP		Caterham	1:27.945	8	96.44mph	155.20kph		

Weather / Track : Sunny / Dry
 These results are provisional until the conclusion of any judicial and technical matters.

Thruxton
 Circuit Length = 2.3560 miles.
 Start: 17:36 End: 17:53

Clerk of Course:	Stewards:	Timekeeper:
------------------	-----------	-------------

BOOKATRACK.com Caterham Graduate - Mega Graduate C

LAP CHART - RACE 7

Lap 1			Lap 2			Lap 3			Lap 4			Lap 5		
No	Behind	Laptime	No	Behind	Laptime	No	Behind	Laptime	No	Behind	Laptime	No	Behind	Laptime
22		1:36.844	22		1:30.755	38		1:28.861	38		1:29.018	38		1:29.136
38	0.303	1:37.147	18	0.685	1:30.825	2	0.445	1:29.523	2	0.416	1:28.989	2	0.466	1:29.186
18	0.615	1:37.459	2	1.073	1:30.672	22	0.639	1:30.790	22	0.782	1:29.161	22	0.634	1:28.988
2	1.156	1:38.000	38	1.290	1:31.742	18	0.738	1:30.204	18	1.631	1:29.911	18	0.718	1:28.223
24	1.318	1:38.162	24	1.565	1:31.002	4	2.032	1:30.321	6	1.996	1:28.720	6	1.503	1:28.643
6	1.924	1:38.768	4	1.862	1:29.864	6	2.294	1:30.240	8	2.472	1:28.423	8	2.190	1:28.854
31	2.429	1:39.273	6	2.205	1:31.036	24	2.854	1:31.440	4	3.604	1:30.590	4	4.069	1:29.601
4	2.753	1:39.597	31	2.577	1:30.903	8	3.067	1:30.418	24	5.319	1:31.483	55	5.926	1:29.453
5	3.157	1:40.001	8	2.800	1:29.850	31	3.687	1:31.261	31	5.449	1:30.780	31	6.397	1:30.084
8	3.705	1:40.549	55	3.761	1:29.550	55	3.823	1:30.213	55	5.609	1:30.804	37	7.311	1:30.607
37	4.578	1:41.422	37	4.569	1:30.746	37	4.102	1:29.684	37	5.840	1:30.756	24	7.853	1:31.670
55	4.966	1:41.810	23	7.390	1:32.088	5	10.250	1:31.115	5	11.247	1:30.015	5	12.104	1:29.993
23	6.057	1:42.901	12	8.629	1:32.706	23	11.164	1:33.925	23	15.773	1:33.627	23	21.307	1:34.670
12	6.678	1:43.522	5	9.286	1:36.884	12	11.742	1:33.264	12	17.326	1:34.602	12	21.740	1:33.550
30	7.621	1:44.465	30	10.189	1:33.323	30	13.117	1:33.079	30	17.895	1:33.796	30	22.616	1:33.857
7	34.338	2:11.182P	7	38.402	1:34.819	7	40.971	1:32.720	7	46.139	1:34.186	7	50.353	1:33.350

BOOKATRACK.com Caterham Graduate - Mega Graduate C

LAP CHART - RACE 7

(contd.)

Lap 6			Lap 7			Lap 8			Lap 9			Lap 10		
No	Behind	Laptime	No	Behind	Laptime	No	Behind	Laptime	No	Behind	Laptime	No	Behind	Laptime
38		1:28.820	38		1:28.605	38		1:28.622	2		1:28.605	2		1:29.597
2	0.424	1:28.778	2	0.361	1:28.542	2	0.291	1:28.552	38	0.157	1:29.053	38	0.070	1:29.510
22	0.879	1:29.065	18	1.080	1:28.731	18	0.815	1:28.357	18	0.581	1:28.662	18	0.162	1:29.178
18	0.954	1:29.056	6	1.912	1:29.006	6	1.235	1:27.945	6	1.051	1:28.712	8	0.522	1:28.686
6	1.511	1:28.828	8	2.708	1:29.192	8	2.043	1:27.957	8	1.433	1:28.286	6	1.016	1:29.562
8	2.121	1:28.751	22	2.896	1:30.622	22	2.382	1:28.108	22	1.632	1:28.146	22	1.735	1:29.700
4	4.794	1:29.545	4	6.127	1:29.938	4	9.467	1:31.962	4	12.790	1:32.219	55	14.251	1:30.343
55	6.973	1:29.867	31	7.411	1:28.428	37	9.787	1:30.221	55	13.505	1:32.597	4	14.404	1:31.211
31	7.588	1:30.011	55	7.903	1:29.535	55	9.804	1:30.523	37	14.336	1:33.445	37	15.199	1:30.460
37	7.836	1:29.345	37	8.188	1:28.957	31	10.256	1:31.467	31	14.521	1:33.161	5	15.297	1:30.030
24	9.860	1:30.827	24	11.870	1:30.615	5	14.008	1:30.516	5	14.864	1:29.752	31	15.832	1:30.908
5	12.464	1:29.180	5	12.114	1:28.255	24	14.858	1:31.610	24	16.801	1:30.839	24	17.403	1:30.199
23	28.057	1:35.570	23	34.493	1:35.041	23	40.237	1:34.366	23	46.963	1:35.622	23	52.060	1:34.694
12	28.968	1:36.048	12	35.660	1:35.297	30	41.014	1:33.802	12	47.369	1:34.818	12	52.462	1:34.690
30	29.626	1:35.830	30	35.834	1:34.813	12	41.447	1:34.409	30	47.646	1:35.528	30	53.178	1:35.129
7	55.458	1:33.925	7	1:01.977	1:35.124	7	1:08.680	1:35.325	7	1:15.347	1:35.563	7	1:20.805	1:35.055

Weather / Track : Sunny / Dry

Thruxton
Circuit Length = 2.3560 miles.
Start: 17:36 End: 17:53

BOOKATRACK.com Caterham Graduate - Mega Graduate C

LAP CHART - RACE 7

(contd.)

Lap 11			Lap 12			Lap 13			Lap 14			Lap 15		
No	Behind	Laptime	No	Behind	Laptime	No	Behind	Laptime	No	Behind	Laptime	No	Behind	Laptime
38		1:30.774	38		1:28.514									
2	0.263	1:31.107	2	0.551	1:28.802									
18	1.081	1:31.763	18	1.253	1:28.686									
8	1.508	1:31.830	8	1.962	1:28.968									
6	1.703	1:31.531	22	3.772	1:30.297									
22	1.989	1:31.098	6	8.855	1:35.666									
55	14.191	1:30.784	4	16.350	1:30.340									
4	14.524	1:30.964	55	17.004	1:31.327									
5	15.418	1:30.965	5	17.191	1:30.287									
31	15.834	1:30.846	24	18.383	1:30.707									
37	15.833	1:31.478	31	18.740	1:31.420									
24	16.190	1:29.631	37	18.905	1:31.586									
23	55.456	1:34.240	23	1:02.016	1:35.074									
12	55.784	1:34.166	12	1:02.442	1:35.172									
30	56.440	1:34.106	30	1:02.947	1:35.021									
7	1:26.223	1:36.262	7	1:35.493	1:37.784									

TOYO Tyres Mod Prod & CTCRC Classic & Historic Sals

QUALIFYING - RACE 9

POS	NO	CL	DRIVER	NAT	CAR	TIME	LAPS	GAP	MPH
1	31	C	Gareth PORTER		Peugot 205	1:30.644	10		93.57
2	6	C	Tim SAUNDERS		Honda Integra Type R	1:31.868	9	1.224	92.32
3	64	C	Greg ROSE		Peugeot 205 Gti	1:32.569	9	1.925	91.62
4	33	A	Marc TAYLOR		Mitsubishi Starion	1:32.641	9	1.997	91.55
5	74	A	Neil PHILPOTTS		Mitsubishi Starion Turbo	1:32.841	10	2.197	91.35
6	43	C	Andy BAKER		Peugeot 205 GTI	1:35.094	9	4.450	89.19
7	20	C	Sean RODERICK		Peugeot 205 GTI	1:35.654	9	5.010	88.67
8	54	C	Derek HOLLAND		VW Golf	1:36.427	9	5.783	87.95
9	71	D	Denis BASSOM		Toyota Corolla GT	1:36.554	5	5.910	87.84
10	30	D	Peter SEAL		Peugeot 205 GTI	1:38.491	4	7.847	86.11
11	44	C	Sean HOLLAND		Peugeot 205 GTI	1:39.630	8	8.986	85.13
12	34	C	Nicholas BENTON		Peugeot 205 GTI	1:40.521	9	9.877	84.37
13	57	F	David HALL		Ford Mk1 Lotus Cortina	1:40.827	9	10.183	84.12
14	37	D	Brian ALLEN		Ford Fiesta XR2i	1:43.300	9	12.656	82.10
15	4	G	Thomas LAILEY DE VIL		Ford Anglia	1:43.889	9	13.245	81.64
16	49	C	Jon PAYNE		Talbot Lotus Sunbeam	1:45.179	5	14.535	80.64
17	35	C	Anthony WRIGHT		Volkswagon Golf GTI	1:46.011	8	15.367	80.00
18	75	B	Graeme ROBERTS		Ford Escort	1:46.402	8	15.758	79.71
19	66	D	Jeff HANDLEY		Morris Minor	1:48.802	8	18.158	77.95
20	83	G	Tim DODWELL		Austin Cooper	1:49.114	5	18.470	77.73
21	69	D	David KNIGHT		Ford Escort MK6	1:55.005	8	24.361	73.75
22	65	E	Chris PARTINGTON		SAAB 96	1:55.310	8	24.666	73.55
23	18	C	Andy JOHNSON		Toyota Corona	1:58.433	2	27.789	71.61
24	1	F	Roger STANFORD		Lotus Cortina MK1	5:09.498	2	3:38.854	27.40
25	19	A	Gerry CAIN		Rover SDI	5:43.611	3	4:12.967	24.68

Weather / Track : Cloudy / Changeable

These results are provisional until the conclusion of any judicial and technical matters.

Thruxton

Circuit Length = 2.3560 miles.

Start: 12:07 End: 12:22

Clerk of Course:	Stewards:	Timekeeper:
------------------	-----------	-------------

TOYO Tyres Mod Prod & CTCRC Classic & Historic Sals

LAP ANALYSIS - RACE 9

1	Roger STANFORD	Lotus Cortina MK1
1 - 5:09.498 2 - 3:30.632P		
4	Thomas LAILEY DE VIL	Ford Anglia
1 - 4:59.303 6 - 1:45.958 2 - 1:46.736 7 - 1:54.534 3 - 1:43.889 8 - 1:48.776 4 - 1:45.242 9 - 1:45.962 5 - 1:44.072		
6	Tim SAUNDERS	Honda Integra Type R
1 - 5:06.106 6 - 1:32.044 2 - 2:34.234P 7 - 1:35.656 3 - 1:40.743 8 - 1:34.074 4 - 1:34.190 9 - 1:33.315 5 - 1:31.868		
18	Andy JOHNSON	Toyota Corona
1 - 5:04.091 2 - 1:58.433		
19	Gerry CAIN	Rover SDI
1 - 5:43.611 2 - 2:44.550P 3 - 7:07.260P		
20	Sean RODERICK	Peugeot 205 GTI
1 - 4:58.458 6 - 1:36.379 2 - 1:42.144 7 - 1:40.803 3 - 1:37.739 8 - 1:35.896 4 - 1:37.027 9 - 1:35.654 5 - 1:36.104		
30	Peter SEAL	Peugeot 205 GTI
1 - 5:24.689 2 - 1:42.816 3 - 1:39.531 4 - 1:38.491		

TOYO Tyres Mod Prod & CTCRC Classic & Historic Sals LAP ANALYSIS - RACE 9

(contd.)

31	Gareth PORTER	Peugot 205
1 -	4:47.370	6 - 1:31.433
2 -	1:33.494	7 - 1:31.780
3 -	1:31.165	8 - 1:36.219
4 -	1:31.114	9 - 1:31.072
5 -	1:31.282	10 - 1:30.644
33	Marc TAYLOR	Mitsubishi Starion
1 -	4:59.948	6 - 1:33.062
2 -	1:37.179	7 - 1:51.484
3 -	1:32.641	8 - 1:41.568
4 -	1:39.802	9 - 1:33.155
5 -	1:33.792	
34	Nicholas BENTON	Peugeot 205 GTI
1 -	5:26.583	6 - 1:42.639
2 -	1:49.382	7 - 1:40.521
3 -	1:43.320	8 - 1:42.756
4 -	1:43.750	9 - 1:41.000
5 -	1:45.467	
35	Anthony WRIGHT	Volkswagon Golf GTI
1 -	5:30.067	6 - 1:46.993
2 -	1:49.941	7 - 1:46.450
3 -	1:50.042	8 - 1:46.011
4 -	1:47.884	
5 -	1:47.910	
37	Brian ALLEN	Ford Fiesta XR2i
1 -	5:15.535	6 - 1:46.329
2 -	1:49.727	7 - 1:44.209
3 -	1:47.460	8 - 1:47.738
4 -	1:43.300	9 - 1:45.263
5 -	1:44.248	
43	Andy BAKER	Peugeot 205 GTI
1 -	5:21.352	6 - 1:35.094
2 -	1:40.979	7 - 1:41.390
3 -	1:37.349	8 - 1:35.588
4 -	1:35.301	9 - 1:35.298
5 -	1:35.132	
44	Sean HOLLAND	Peugeot 205 GTI
1 -	5:34.894	6 - 1:43.609
2 -	1:45.478	7 - 1:54.127
3 -	1:43.167	8 - 1:41.301
4 -	1:42.467	
5 -	1:39.630	

Weather / Track : Cloudy / Changeable

TOYO Tyres Mod Prod & CTCRC Classic & Historic Sals

LAP ANALYSIS - RACE 9

(contd.)

49	Jon PAYNE	Talbot Lotus Sunbeam
	1 - 5:50.151 2 - 4:09.197P 3 - 1:45.179 4 - 5:08.179P 5 - 1:51.266	
54	Derek HOLLAND	VW Golf
	1 - 5:17.940 6 - 1:37.063 2 - 1:37.687 7 - 1:37.921 3 - 1:37.261 8 - 1:36.928 4 - 1:39.281 9 - 1:36.427 5 - 1:38.736	
57	David HALL	Ford Mk1 Lotus Cortina
	1 - 5:01.457 6 - 1:43.351 2 - 1:43.445 7 - 1:42.026 3 - 1:41.358 8 - 1:42.716 4 - 1:41.638 9 - 1:42.082 5 - 1:40.827	
64	Greg ROSE	Peugeot 205 Gti
	1 - 5:17.465 6 - 1:33.676 2 - 1:37.028 7 - 1:34.600 3 - 1:35.769 8 - 1:32.935 4 - 1:34.567 9 - 1:32.569 5 - 1:38.727	
65	Chris PARTINGTON	SAAB 96
	1 - 5:07.949 6 - 1:57.368 2 - 1:59.057 7 - 1:55.886 3 - 1:57.603 8 - 1:55.310 4 - 1:59.914 5 - 1:59.533	
66	Jeff HANDLEY	Morris Minor
	1 - 5:24.380 6 - 1:52.744 2 - 1:57.900 7 - 1:49.342 3 - 1:50.666 8 - 1:48.802 4 - 1:49.438 5 - 1:51.171	
69	David KNIGHT	Ford Escort MK6
	1 - 5:43.861 6 - 1:58.618 2 - 1:58.971 7 - 1:55.275 3 - 1:59.165 8 - 1:55.005 4 - 2:01.449 5 - 2:00.611	

TOYO Tyres Mod Prod & CTCRC Classic & Historic Sals LAP ANALYSIS - RACE 9

(contd.)


71	Denis BASSOM	Toyota Corolla GT
1 - 5:20.080 2 - 1:38.169 3 - 1:36.554 4 - 1:38.108 5 - 3:21.791P		
74	Neil PHILPOTTS	Mitsubishi Starion Turbo
1 - 4:59.109 6 - 1:33.758 2 - 1:39.049 7 - 1:33.579 3 - 1:32.841 8 - 1:33.005 4 - 1:36.638 9 - 1:34.339 5 - 1:34.473 10 - 1:33.803		
75	Graeme ROBERTS	Ford Escort
1 - 5:35.014 6 - 1:51.479 2 - 1:51.845 7 - 1:46.402 3 - 1:49.297 8 - 1:48.293 4 - 1:50.442 5 - 1:53.130		
83	Tim DODWELL	Austin Cooper
1 - 5:20.367 2 - 1:59.855 3 - 1:52.586 4 - 1:49.114 5 - 3:51.926P		

TOYO Tyres Mod Prod & CTCRC Classic & Historic Sals

GRID - RACE 9

ROW 13	5:43.611	19	CAIN		
ROW 12	1:58.433	18	JOHNSON	5:09.498	1
ROW 11	1:55.005	69	KNIGHT	1:55.310	65
ROW 10	1:48.802	66	HANDLEY	1:49.114	83
ROW 9	1:46.011	35	WRIGHT	1:46.402	75
ROW 8	1:43.889	4	LAILEY DE VIL	1:45.179	49
ROW 7	1:40.827	57	HALL	1:43.300	37
ROW 6	1:39.630	44	HOLLAND	1:40.521	34
ROW 5	1:36.554	71	BASSOM	1:38.491	30
ROW 4	1:35.654	20	RODERICK	1:36.427	54
ROW 3	1:32.841	74	PHILPOTTS	1:35.094	43
ROW 2	1:32.569	64	ROSE	1:32.641	33
ROW 1	1:30.644	31	PORTER	1:31.868	6

POLE



Weather / Track : Cloudy / Changeable

These results are provisional until the conclusion of any judicial and technical matters.

Thruxton

Circuit Length = 2.3560 miles.

Start: 12:07 End: 12:22

Clerk of Course:

Stewards:

Timekeeper:

TOYO Tyres Mod Prod & CTCRC Classic & Historic Sals

RACE CLASSIFICATION - RACE 9

POS	NO	CL	DRIVER	NAT	CAR	TIME	LAPS	GAP	MPH	BEST
1	74	A	Neil PHILPOTTS		Mitsubishi Starion Turbo	15:23.772	10		91.81	1:30.884
2	31	C	Gareth PORTER		Peugot 205	15:25.006	10	1.234	91.69	1:30.789
3	33	A	Marc TAYLOR		Mitsubishi Starion	15:26.512	10	2.740	91.54	1:30.626
4	6	C	Tim SAUNDERS		Honda Integra Type R	15:41.912	10	18.140	90.04	1:31.959
5	64	C	Greg ROSE		Peugeot 205 Gti	15:42.884	10	19.112	89.95	1:32.426
6	43	C	Andy BAKER		Peugeot 205 GTI	16:01.412	10	37.640	88.22	1:34.444
7	54	C	Derek HOLLAND		VW Golf	16:12.359	10	48.587	87.22	1:35.698
8	20	C	Sean RODERICK		Peugeot 205 GTI	16:25.234	10	1:01.462	86.08	1:34.343
9	71	D	Denis BASSOM		Toyota Corolla GT	16:29.863	10	1:06.091	85.68	1:34.433
10	34	C	Nicholas BENTON		Peugeot 205 GTI	16:30.327	10	1:06.555	85.64	1:35.581
11	30	D	Peter SEAL		Peugeot 205 GTI	16:33.623	10	1:09.851	85.36	1:36.713
12	57	F	David HALL		Ford Mk1 Lotus Cortina	16:55.247	10	1:31.475	83.54	1:39.967
13	4	G	Thomas LAILEY DE VIL		Ford Anglia	15:44.391	9	1 LAP	80.82	1:41.014
14	35	C	Anthony WRIGHT		Volkswagon Golf GTI	15:52.684	9	1 LAP	80.12	1:43.831
15	37	D	Brian ALLEN		Ford Fiesta XR2i	16:02.507	9	1 LAP	79.30	1:44.494
16	75	B	Graeme ROBERTS		Ford Escort	16:16.756	9	1 LAP	78.15	1:45.346
17	66	D	Jeff HANDLEY		Morris Minor	16:21.749	9	1 LAP	77.75	1:45.920
18	5	E	Andy MESSHAM		Austin Mini	16:24.558	9	1 LAP	77.53	1:46.110
19	69	D	David KNIGHT		Ford Escort MK6	16:50.422	9	1 LAP	75.54	1:47.239
20	18	C	Andy JOHNSON		Toyota Corona	16:55.111	9	1 LAP	75.19	1:49.173
21	83	G	Tim DODWELL		Austin Cooper	17:25.740	9	1 LAP	72.99	1:49.921
22	65	E	Chris PARTINGTON		SAAB 96	16:36.037	8	2 LAPS	68.12	1:56.095

NOT CLASSIFIED

44	C	Sean HOLLAND		Peugeot 205 GTI	10:02.491	6	D.N.F.	84.46	1:37.041
49	C	Jon PAYNE		Talbot Lotus Sunbeam	10:27.152	2	D.N.F.	27.04	1:50.638

FASTEST LAP

33	A	Marc TAYLOR		Mitsubishi Starion	1:30.626	10	93.58mph	150.61kph
31	C	Gareth PORTER		Peugot 205	1:30.789	9	93.42mph	150.34kph
71	D	Denis BASSOM		Toyota Corolla GT	1:34.433	8	89.81mph	144.54kph
57	F	David HALL		Ford Mk1 Lotus Cortina	1:39.967	5	84.84mph	136.54kph
4	G	Thomas LAILEY DE VIL		Ford Anglia	1:41.014	2	83.96mph	135.12kph
75	B	Graeme ROBERTS		Ford Escort	1:45.346	5	80.51mph	129.57kph
5	E	Andy MESSHAM		Austin Mini	1:46.110	5	79.93mph	128.63kph

Weather / Track : Sunny / Dry
 These results are provisional until the conclusion of any judicial and technical matters.

Thruxton
 Circuit Length = 2.3560 miles.
 Start: 18:06 End: 18:22

Clerk of Course:	Stewards:	Timekeeper:
------------------	-----------	-------------

TOYO Tyres Mod Prod & CTCRC Classic & Historic Sals

LAP CHART - RACE 9

Lap 1			Lap 2			Lap 3			Lap 4			Lap 5		
No	Behind	Laptime	No	Behind	Laptime	No	Behind	Laptime	No	Behind	Laptime	No	Behind	Laptime
33		1:37.018	74		1:31.438	74		1:32.274	74		1:32.441	74		1:31.811
74	0.937	1:37.955	33	0.607	1:32.982	33	0.729	1:32.396	31	0.428	1:31.768	31	0.554	1:31.937
31	1.812	1:38.830	31	1.211	1:31.774	31	1.101	1:32.164	33	0.859	1:32.571	33	1.323	1:32.275
6	2.241	1:39.259	6	1.825	1:31.959	6	2.006	1:32.455	6	2.318	1:32.753	6	3.033	1:32.526
54	6.189	1:43.207	64	9.452	1:33.607	64	10.020	1:32.842	64	10.005	1:32.426	64	11.273	1:33.079
43	6.513	1:43.531	54	10.460	1:36.646	54	13.884	1:35.698	43	16.453	1:34.970	43	19.974	1:35.332
64	8.220	1:45.238	43	10.982	1:36.844	43	13.924	1:35.216	54	17.609	1:36.166	54	22.347	1:36.549
44	8.766	1:45.784	44	15.932	1:39.541	44	23.372	1:39.714	44	32.473	1:41.542	65	1 LAP	2:06.133
34	9.020	1:46.038	34	16.389	1:39.744	34	24.909	1:40.794	20	33.043	1:40.283	44	39.531	1:38.869
71	10.152	1:47.170	71	16.668	1:38.891	20	25.201	1:36.861	34	33.674	1:41.206	34	40.040	1:38.177
20	10.444	1:47.462	20	20.614	1:42.545	71	25.533	1:41.139	71	34.136	1:41.044	20	40.918	1:39.686
30	13.726	1:50.744	30	22.771	1:41.420	30	29.366	1:38.869	30	35.234	1:38.309	71	41.390	1:39.065
57	14.600	1:51.618	57	23.221	1:40.996	57	31.167	1:40.220	57	38.916	1:40.190	30	42.464	1:39.041
4	15.769	1:52.787	4	24.408	1:41.014	4	34.111	1:41.977	4	45.115	1:43.445	57	47.072	1:39.967
35	16.247	1:53.265	35	28.054	1:44.182	35	39.611	1:43.831	35	52.105	1:44.935	49	4 LAPS	8:36.514P
37	18.917	1:55.935	37	32.059	1:45.517	37	46.013	1:46.228	37	58.786	1:45.214	4	59.731	1:46.427
83	24.396	2:01.414	5	40.352	1:47.582	5	56.636	1:48.558	66	1:12.400	1:46.533	35	1:06.971	1:46.677
5	25.145	2:02.163	83	41.942	1:49.921	66	58.308	1:46.512	75	1:13.100	1:46.454	37	1:12.750	1:45.775
75	25.671	2:02.689	66	44.070	1:49.970	75	59.087	1:46.922	5	1:14.460	1:50.265	75	1:26.635	1:45.346
18	25.758	2:02.776	75	44.439	1:51.143	83	1:01.504	1:51.836	83	1:20.004	1:50.941	66	1:27.689	1:47.100
66	26.475	2:03.493	18	45.506	1:52.123	18	1:03.755	1:50.523	69	1:21.178	1:49.173	5	1:28.759	1:46.110
69	27.904	2:04.922	69	46.824	1:51.295	69	1:04.446	1:49.896	18	1:22.335	1:51.021			
65	29.806	2:06.824	65	53.526	1:56.095	65	1:28.421	2:07.169						

TOYO Tyres Mod Prod & CTCRC Classic & Historic Sals

LAP CHART - RACE 9

(contd.)

Lap 6			Lap 7			Lap 8			Lap 9			Lap 10		
No	Behind	Laptime	No	Behind	Laptime	No	Behind	Laptime	No	Behind	Laptime	No	Behind	Laptime
74		1:31.645	74		1:32.397	74		1:31.712	74		1:31.215	74		1:30.884
31	1.155	1:32.246	31	1.098	1:32.340	35	1 LAP	1:46.006	31	1.243	1:30.789	31	1.234	1:30.875
33	1.783	1:32.105	33	1.886	1:32.500	31	1.669	1:32.283	33	2.998	1:32.092	33	2.740	1:30.626
6	5.772	1:34.384	6	7.142	1:33.767	33	2.121	1:31.947	4	1 LAP	1:45.820	6	18.140	1:35.224
83	1 LAP	1:52.114	75	1 LAP	1:46.970	37	1 LAP	1:48.276	6	13.800	1:34.528	64	19.112	1:33.798
69	1 LAP	1:52.015	66	1 LAP	1:47.532	65	2 LAPS	2:08.221	35	1 LAP	1:44.987	4	1 LAP	1:44.626
64	12.440	1:32.812	64	13.504	1:33.461	6	10.487	1:35.057	64	16.198	1:32.719	35	1 LAP	1:44.468
18	1 LAP	1:53.604	5	1 LAP	1:49.702	64	14.694	1:32.902	37	1 LAP	1:46.157	43	37.640	1:35.446
43	22.903	1:34.574	43	24.950	1:34.444	75	1 LAP	1:46.270	43	33.078	1:35.727	37	1 LAP	1:44.494
54	27.345	1:36.643	83	1 LAP	1:51.734	66	1 LAP	1:45.920	75	1 LAP	1:45.488	54	48.587	1:36.826
44	44.927	1:37.041	69	1 LAP	1:51.596	43	28.566	1:35.328	66	1 LAP	1:47.409	75	1 LAP	1:45.474
20	45.613	1:36.340	18	1 LAP	1:49.173	5	1 LAP	1:46.898	65	2 LAPS	2:03.076	66	1 LAP	1:47.280
34	45.839	1:37.444	54	30.974	1:36.026	54	37.354	1:38.092	54	42.645	1:36.506	5	1 LAP	1:46.431
71	46.175	1:36.430	20	48.939	1:35.723	83	1 LAP	1:52.068	5	1 LAP	1:46.849	20	1:01.462	1:34.343
30	48.141	1:37.322	34	50.226	1:36.784	18	1 LAP	1:51.625	20	58.003	1:37.066	71	1:06.091	1:35.256
57	55.678	1:40.251	71	50.718	1:36.940	69	1 LAP	1:52.400	34	1:01.066	1:38.186	34	1:06.555	1:36.373
65	1 LAP	2:07.524	30	52.858	1:37.114	20	52.152	1:34.925	71	1:01.719	1:39.495	30	1:09.851	1:37.289
49	4 LAPS	1:50.638	57	1:04.191	1:40.910	71	53.439	1:34.433	30	1:03.446	1:36.713	65	2 LAPS	2:00.995
4	1:12.099	1:44.013	4	1:23.984	1:44.282	34	54.095	1:35.581	69	1 LAP	1:51.886	69	1 LAP	1:47.239
35	1:19.659	1:44.333				30	57.948	1:36.802	18	1 LAP	1:52.498	18	1 LAP	1:51.768
37	1:26.016	1:44.911				57	1:12.701	1:40.222	83	1 LAP	2:03.658	57	1:31.475	1:40.783
									57	1:21.576	1:40.090	83	1 LAP	2:12.054