



Qualifying

Pos	No	Cl	Driver	Nat	Veh	Time	Laps	Time	Laps	Best	Gap	Km/H
1	26	MG	SIMPSON Stuart	GB	CATERHAM	3:22.417	9			3:22.417		124.069
2	38	MG	BURROWS Matthew	GB	CATERHAM	3:23.117	9			3:23.117	0:00.700	123.641
3	66	SG	ELLWOOD Jamie	GB	CATERHAM	3:23.175	9			3:23.175	0:00.758	123.606
4	18	MG	LONGMUIR George	GB	CATERHAM	3:23.657	9			3:23.657	0:01.240	123.313
5	7	MG	AMISON Martin	GB	CATERHAM	3:24.198	8			3:24.198	0:01.781	122.987
6	5	MG	FROST Nick	GB	CATERHAM	3:25.185	9			3:25.185	0:02.768	122.395
7	56	SG	YOUNG Rory	GB	CATERHAM	3:25.936	9			3:25.936	0:03.519	121.949
8	52	SG	HARYETT Nick	GB	CATERHAM	3:26.584	9			3:26.584	0:04.167	121.566
9	22	MG	WELBURN Mike	GB	CATERHAM	3:26.616	9			3:26.616	0:04.199	121.547
10	11	MG	LOW Franek	GB	CATERHAM	3:27.765	9			3:27.765	0:05.348	120.875
11	2	MG	BATTEN Chris	GB	CATERHAM	3:27.883	8			3:27.883	0:05.466	120.806
12	31	MG	PARKER John	GB	CATERHAM	3:28.242	8			3:28.242	0:05.825	120.598
13	6	MG	JUMP Tim	GB	CATERHAM	3:28.265	9			3:28.265	0:05.848	120.585
14	55	MG	SOLAN Mike	GB	CATERHAM	3:28.913	9			3:28.913	0:06.496	120.211
15	4	MG	HUDSON Paul	GB	CATERHAM	3:29.080	8			3:29.080	0:06.663	120.115
16	37	MG	OVERTON Tom	GB	CATERHAM	3:29.456	9			3:29.456	0:07.039	119.899
17	28	MG	FOX Chris	GB	CATERHAM	3:29.930	9			3:29.930	0:07.513	119.628
18	72	SG	BRIANT Toby	GB	CATERHAM	3:31.081	9			3:31.081	0:08.664	118.976
19	85	SG	FORD Roger	GB	CATERHAM	3:31.753	8			3:31.753	0:09.336	118.599
20	91	SG	ELLIOTT Charles	GB	CATERHAM	3:32.530	9			3:32.530	0:10.113	118.165
21	9	MG	PENNINGTON Keith	GB	CATERHAM	3:32.661	8			3:32.661	0:10.244	118.092
22	53	SG	GILLBANKS Matthew	GB	CATERHAM	3:33.253	9			3:33.253	0:10.836	117.764
23	20	MG	WILSON Bob	GB	CATERHAM	3:33.469	8			3:33.469	0:11.052	117.645
24	133	G	OUTTERSIDE Andrew	GB	CATERHAM	3:33.691	7			3:33.691	0:11.274	117.523
25	68	SG	HEYWOOD Mark	GB	CATERHAM	3:33.935	9			3:33.935	0:11.518	117.389
26	79	SG	SOUTHWOOD Sean	GB	CATERHAM	3:34.919	8			3:34.919	0:12.502	116.851
27	45	MG	APOSTOLIDES Michael	GB	CATERHAM	3:35.102	8			3:35.102	0:12.685	116.752
28	70	SG	MANYWEATHERS Paul	GB	CATERHAM	3:35.652	8			3:35.652	0:13.235	116.454
29	30	MG	AWCOCK Chris	GB	CATERHAM	3:35.897	8			3:35.897	0:13.480	116.322
30	83	SG	SYKES James	GB	CATERHAM	3:35.918	8			3:35.918	0:13.501	116.311
31	87	SG	BASHALL Jamie	GB	CATERHAM	3:36.139	8			3:36.139	0:13.722	116.192
32	104	G	SMITH Graeme	GB	CATERHAM	3:36.145	9			3:36.145	0:13.728	116.189
33	24	MG	THORNHILL Michael	GB	CATERHAM	3:36.795	8			3:36.795	0:14.378	115.84
34	69	SG	MOLSOM Andy	GB	CATERHAM	3:37.290	8			3:37.290	0:14.873	115.576
35	12	MG	MILLIGAN Iain	GB	CATERHAM	3:37.299	8			3:37.299	0:14.882	115.572
36	86	SG	GREGORY Mark	GB	CATERHAM	3:38.053	8			3:38.053	0:15.636	115.172
37	19	MG	GILL Neil	GB	CATERHAM	3:38.286	8			3:38.286	0:15.869	115.049
38	10	MG	FESEMEYER Mike	GB	CATERHAM	3:38.748	8			3:38.748	0:16.331	114.806
39	125	G	WATT Charlie	GB	CATERHAM	3:38.945	9			3:38.945	0:16.528	114.703
40	15	MG	MAXWELL Tom	GB	CATERHAM	3:39.108	7			3:39.108	0:16.691	114.617
41	77	SG	CHANTER Keith	GB	CATERHAM	3:39.403	8			3:39.403	0:16.986	114.463
42	106	G	DRAPER Rob	GB	CATERHAM	3:39.949	8			3:39.949	0:17.532	114.179
43	140	G	OXBOROUGH Martin	GB	CATERHAM	3:39.957	8			3:39.957	0:17.540	114.175
44	95	SG	ROME Chris	GB	CATERHAM	3:39.985	8			3:39.985	0:17.568	114.161
45	63	SG	WATSON John	GB	CATERHAM	3:40.480	8			3:40.480	0:18.063	113.904
46	23	MG	ATKINSON Ian	GB	CATERHAM	3:41.328	2			3:41.328	0:18.911	113.468
47	84	SG	FORMSTONE Alison	GB	CATERHAM	3:41.878	8			3:41.878	0:19.461	113.187
48	74	SG	JONES David	GB	CATERHAM	3:43.970	8			3:43.970	0:21.553	112.129
49	136	G	HIRD James	GB	CATERHAM	3:44.386	8			3:44.386	0:21.969	111.921
50	112	G	BURNS Dean	GB	CATERHAM	3:48.653	3			3:48.653	0:26.236	109.833
51	21	MG	HARRISON Mark	GB	CATERHAM	3:57.732	8			3:57.732	0:35.315	105.638
52	94	SG	RICHARDS Nigel	GB	CATERHAM	3:59.330	5			3:59.330	0:36.913	104.933
53	108	G	MARSHALL Sheila	GB	CATERHAM	3:59.338	8			3:59.338	0:36.921	104.929
54	128	G	CANNARD Pete	GB	CATERHAM	3:59.942	8			3:59.942	0:37.525	104.665
Not classified -- Qualification time : 4:23.142 130 %												
55	116	G	SMITH Andrew	GB	CATERHAM							

The results are provisional until the end of the time limit for protest and appeals

Spa-Francorchamps

Time limit for protest expires 30' at the latest after publication of the results - Time :

Circuit Length = 6.976 km

Results are suspended till the end of scrutineering

Directeur de course: MALMENDIER JP

Timekeeper: PASTEGER M.



Race 1

Pos	No	Cl	Drivers	Nat	Veh	Time	Laps	Gap	Km/H	Best	Km/H
1	38	MG	BURROWS Matthew	GB	CATERHAM	0:32:42.461	9		115.173	3:09.831	132.295
2	18	MG	LONGMUIR George	GB	CATERHAM	0:32:43.342	9	0:00.881	115.121	3:08.931	132.925
3	26	MG	SIMPSON Stuart	GB	CATERHAM	0:32:44.554	9	0:02.093	115.050	3:07.657	133.827
4	66	SG	ELLWOOD Jamie	GB	CATERHAM	0:32:45.723	9	0:03.262	114.982	3:09.974	132.195
5	7	MG	AMISON Martin	GB	CATERHAM	0:32:45.840	9	0:03.379	114.975	3:10.370	131.920
6	56	SG	YOUNG Rory	GB	CATERHAM	0:32:45.853	9	0:03.392	114.974	3:08.354	133.332
7	52	SG	HARYETT Nick	GB	CATERHAM	0:32:48.473	9	0:06.012	114.821	3:11.840	130.909
8	5	MG	FROST Nick	GB	CATERHAM	0:32:54.082	9	0:11.621	114.495	3:12.796	130.260
9	55	MG	SOLAN Mike	GB	CATERHAM	0:32:55.966	9	0:13.505	114.386	3:11.930	130.848
10	72	SG	BRIANT Toby	GB	CATERHAM	0:32:56.461	9	0:14.000	114.357	3:12.094	130.736
11	6	MG	JUMP Tim	GB	CATERHAM	0:32:58.217	9	0:15.756	114.256	3:12.298	130.597
12	37	MG	OVERTON Tom	GB	CATERHAM	0:32:59.209	9	0:16.748	114.198	3:14.072	129.404
13	4	MG	HUDSON Paul	GB	CATERHAM	0:32:59.323	9	0:16.862	114.192	3:11.339	131.252
14	28	MG	FOX Chris	GB	CATERHAM	0:33:01.437	9	0:18.976	114.070	3:11.683	131.016
15	85	SG	FORD Roger	GB	CATERHAM	0:33:03.603	9	0:21.142	113.945	3:12.710	130.318
16	11	MG	LOW Franek	GB	CATERHAM	0:33:03.731	9	0:21.270	113.938	3:13.616	129.708
17	53	SG	GILLBANKS Matthew	GB	CATERHAM	0:33:03.734	9	0:21.273	113.938	3:12.441	130.500
18	24	MG	THORNHILL Michael	GB	CATERHAM	0:33:18.848	9	0:36.387	113.076	3:13.661	129.678
19	70	SG	MANYWEATHERS Paul	GB	CATERHAM	0:33:19.371	9	0:36.910	113.047	3:16.874	127.562
20	9	MG	PENNINGTON Keith	GB	CATERHAM	0:33:19.802	9	0:37.341	113.022	3:18.889	126.269
21	79	SG	SOUTHWOOD Sean	GB	CATERHAM	0:33:20.711	9	0:38.250	112.971	3:17.853	126.931
22	91	SG	ELLIOTT Charles	GB	CATERHAM	0:33:20.879	9	0:38.418	112.962	3:13.528	129.767
23	68	SG	HEYWOOD Mark	GB	CATERHAM	0:33:22.615	9	0:40.154	112.864	3:17.597	127.095
24	20	MG	WILSON Bob	GB	CATERHAM	0:33:23.939	9	0:41.478	112.789	3:15.751	128.294
25	83	SG	SYKES James	GB	CATERHAM	0:33:26.651	9	0:44.190	112.637	3:18.443	126.553
26	10	MG	FESEMEYER Mike	GB	CATERHAM	0:33:31.866	9	0:49.405	112.345	3:15.462	128.483
27	45	MG	APOSTOLIDES Michael	GB	CATERHAM	0:33:32.920	9	0:50.459	112.286	3:15.615	128.383
28	77	SG	CHANTER Keith	GB	CATERHAM	0:33:36.326	9	0:53.865	112.096	3:18.057	126.800
29	95	SG	ROME Chris	GB	CATERHAM	0:33:36.633	9	0:54.172	112.079	3:18.974	126.215
30	15	MG	MAXWELL Tom	GB	CATERHAM	0:33:43.207	9	1:00.746	111.715	3:14.402	129.184
31	19	MG	GILL Neil	GB	CATERHAM	0:33:44.403	9	1:01.942	111.649	3:19.475	125.898
32	63	SG	WATSON John	GB	CATERHAM	0:33:45.081	9	1:02.620	111.612	3:19.443	125.919
33	133	G	OUTTERSIDE Andrew	GB	CATERHAM	0:33:46.121	9	1:03.660	111.554	3:22.664	123.917
34	12	MG	MILLIGAN Iain	GB	CATERHAM	0:33:49.176	9	1:06.715	111.386	3:20.958	124.969
35	30	MG	AWCOCK Chris	GB	CATERHAM	0:33:49.740	9	1:07.279	111.355	3:20.998	124.945
36	94	SG	RICHARDS Nigel	GB	CATERHAM	0:33:51.719	9	1:09.258	111.247	3:19.693	125.761
37	69	SG	MOLSOM Andy	GB	CATERHAM	0:33:52.359	9	1:09.898	111.212	3:14.640	129.026
38	104	G	SMITH Graeme	GB	CATERHAM	0:33:55.346	9	1:12.885	111.049	3:24.952	122.534
39	86	SG	GREGORY Mark	GB	CATERHAM	0:33:55.353	9	1:12.892	111.048	3:23.175	123.606
40	140	G	OXBOROUGH Martin	GB	CATERHAM	0:33:57.364	9	1:14.903	110.939	3:22.615	123.947
41	116	G	SMITH Andrew	GB	CATERHAM	0:34:05.387	9	1:22.926	110.503	3:23.360	123.493
42	125	G	WATT Charlie	GB	CATERHAM	0:34:06.967	9	1:24.506	110.418	3:24.173	123.002
43	136	G	HIRD James	GB	CATERHAM	0:34:18.769	9	1:36.308	109.785	3:26.640	121.533
44	106	G	DRAPER Rob	GB	CATERHAM	0:34:26.898	9	1:44.437	109.353	3:28.223	120.609
45	74	SG	JONES David	GB	CATERHAM	0:34:27.182	9	1:44.721	109.338	3:28.111	120.674
46	21	MG	HARRISON Mark	GB	CATERHAM	0:34:28.415	9	1:45.954	109.273	3:24.461	122.828
47	84	SG	FORMSTONE Alison	GB	CATERHAM	0:34:28.635	9	1:46.174	109.262	3:27.856	120.822
48	108	G	MARSHALL Sheila	GB	CATERHAM	0:34:57.177	9	2:14.716	107.775	3:37.750	115.332
49	128	G	CANNARD Pete	GB	CATERHAM	0:35:03.652	9	2:21.191	107.443	3:38.548	114.911
50	31	MG	PARKER John	GB	CATERHAM	0:29:38.148	8	1 L	112.988	3:12.355	130.559
51	22	MG	WELBURN Mike	GB	CATERHAM	0:29:40.398	8	0:02.250	112.845	3:12.258	130.624
52	112	G	BURNS Dean	GB	CATERHAM	0:31:09.261	8	1:31.113	107.480	3:31.616	118.675
53	87	SG	BASHALL Jamie	GB	CATERHAM	0:35:27.774	8	5:49.626	094.422	3:25.593	122.152
-- Not Classified -- less than 7 laps (80%)											
54	2	MG	BATTEN Chris	GB	CATERHAM	0:06:56.398	2	7 L	120.623	3:23.669	123.306
-- Fastest lap --											
26	MG	SIMPSON Stuart	GB	CATERHAM			9			3:07.657	133.827
-- RETIREMENTS --											

The results are provisional until the end of the time limit for protest and appeals

Spa-Francorchamps

Time limit for protest expires 30' at the latest after publication of the results - Time :

Circuit Length = 6.976 km






































Results are suspended till the end of scrutineering

Directeur de course: MALMENDIER JP	Timekeeper: PASTEGER M.
---------------------------------------	-------------------------

[back](#) [Imprimer](#)

Last Update : 2/10/2005 à 15:09:32

CATERHAM GRADUATES - SUPER GRADUATES -- RACE 2
GENERAL RESULT

POS	N°	TEAM	DRIVERS	NAT.	CAR	CLASS	LAPS	BEST TIME	LAST TIME	BOX
1	7		AMISON Martin		CATERHAM	MG	==10==	2:54.762	4:13.441	0
2	26		SIMPSON Stuart		CATERHAM	MG	0.921	2:56.108	4:13.310	0
3	38		BURROWS Matthew		CATERHAM	MG	1.521	2:55.904	4:13.190	0
4	28		FOX Chris		CATERHAM	MG	2.396	2:56.584	4:12.901	0
5	24		THORNHILL Michael		CATERHAM	MG	4.935	2:55.797	4:14.473	0
6	11		LOW Franek		CATERHAM	MG	6.383	2:56.659	4:14.367	0
7	18		LONGMUIR George		CATERHAM	MG	6.466	2:58.283	4:13.772	0
8	5		FROST Nick		CATERHAM	MG	7.239	2:56.948	4:13.688	0
9	56		YOUNG Rory		CATERHAM	SG	7.404	2:57.737	4:12.836	0
10	2		BATTEN Chris		CATERHAM	MG	9.008	2:56.720	4:13.814	0
11	31		PARKER John		CATERHAM	MG	9.368	2:56.192	4:13.127	0
12	66		ELLWOOD Jamie		CATERHAM	SG	9.717	2:59.148	4:12.723	0
13	6		JUMP Tim		CATERHAM	MG	10.087	2:58.151	4:12.788	0
14	52		HARYETT Nick		CATERHAM	SG	10.468	2:58.383	4:12.712	0
15	72		BRIANT Toby		CATERHAM	SG	10.825	2:59.015	4:12.700	0
16	45		APOSTOLIDES Michaele		CATERHAM	MG	16.406	2:57.501	4:14.130	0
17	37		OVERTON Tom		CATERHAM	MG	16.761	2:59.070	4:14.183	0
18	70		MANYWEATHERS Paul		CATERHAM	SG	17.151	2:59.897	4:14.186	0
19	53		GILLBANKS Matthew		CATERHAM	SG	17.732	2:59.387	4:13.927	0
20	20		WILSON Bob		CATERHAM	MG	18.625	2:57.484	4:13.764	0
21	9		PENNINGTON Keith		CATERHAM	MG	19.183	2:58.284	4:13.478	0
22	55		SOLAN Mike		CATERHAM	MG	19.848	2:56.943	4:13.805	0
23	10		FESEMEYER Mike		CATERHAM	MG	21.182	2:57.735	4:13.448	0
24	69		MOLSOM Andy		CATERHAM	SG	21.529	2:58.490	4:13.292	0
25	79		SOUTHWOOD Sean		CATERHAM	SG	22.030	3:01.137	4:13.274	0
26	87		BASHALL Jamie		CATERHAM	SG	24.420	3:01.045	4:14.281	0
27	83		SYKES James		CATERHAM	SG	25.362	3:00.576	4:14.864	0
28	91		ELLIOTT Charles		CATERHAM	SG	26.241	2:59.821	4:15.351	0
29	15		MAXWELL Tom		CATERHAM	MG	26.641	3:01.556	4:13.278	0
30	95		ROME Chris		CATERHAM	SG	27.282	3:02.274	4:13.698	0
31	19		GILL Neil		CATERHAM	MG	27.624	3:01.662	4:13.287	0
32	68		HEYWOOD Mark		CATERHAM	SG	28.155	3:02.629	4:13.157	0
33	21		HARRISON Mark		CATERHAM	MG	28.700	3:00.996	4:12.944	0
34	30		AWCOCK Chris		CATERHAM	MG	29.384	3:02.530	4:12.888	0
35	86		GREGORY Mark		CATERHAM	SG	31.656	3:02.055	4:13.869	0
36	63		WATSON John		CATERHAM	SG	32.564	3:03.920	4:14.009	0
37	12		MILLIGAN Iain		CATERHAM		33.400	3:03.202	4:14.124	0

		MG							
38	74	JONES David		CATERHAM	SG	34.936	3:06.662	4:14.011	0
39	84	FORMSTONE Alison		CATERHAM	SG	36.625	3:09.189	4:14.363	0
40	140	OXBOROUGH Martin		CATERHAM	G	40.210	3:11.279	3:57.300	0
41	133	OUTTERSIDE Andrew		CATERHAM	G	40.337	3:11.399	3:56.987	0
42	94	RICHARDS Nigel		CATERHAM	SG	41.088	3:06.012	3:57.178	0
43	106	DRAPER Rob		CATERHAM	G	42.696	3:11.837	3:57.929	0
44	116	SMITH Andrew		CATERHAM	G	42.941	3:11.143	3:57.690	0
45	125	WATT Charlie		CATERHAM	G	43.160	3:16.029	3:30.913	0
46	4	HUDSON Paul		CATERHAM	MG	57.557	2:56.196	2:57.524	0
47	112	BURNS Dean		CATERHAM	G	3:19.993	3:20.521	3:22.323	0
48	136	HIRD James		CATERHAM	G	3:20.399	3:18.503	3:22.043	0
49	128	CANNARD Pete		CATERHAM	G	==9==	3:26.504	4:16.068	0
50	108	MARSHALL Sheila		CATERHAM	G	0.668	3:26.913	4:14.309	0
51	104	SMITH Graeme		CATERHAM	G	24.532	3:11.299	4:11.775	0
52	22	WELBURN Mike		CATERHAM	MG	==7==	2:58.278	2:59.677	0
53	77	CHANTER Keith		CATERHAM	SG	==5==	3:02.975	3:05.718	0
54	85	FORD Roger		CATERHAM	SG	==3==	3:04.020	3:25.194	0

Results powered by [Races Information Services](#)