



RACE MEETING

Silverstone National Circuit

4th June 2005



Results Provided by MST Sports Timing Ltd
www.msttiming.com

Dunlop Irish Supercar Championship

FREE PRACTICE

POS	NO	CL	NAME	NAT	ENTRY	TIME	LAPS	GAP	MPH
1	27		Jonathan FIDLES		RT2000	1:05.242	9		90.43
2	3		Rod MCGOVERN		RT2000	1:05.464	15	0.222	90.13
3	19		John WHELAN		RT2000	1:05.471	13	0.229	90.12
4	22		John FARBELLY		RT2000	1:06.145	15	0.903	89.20
5	34		David HALL		RT2000	1:06.198	11	0.956	89.13
6	6		Michael LEONARD JNR		RT2000	1:06.564	11	1.322	88.64
7	50		George ROGERS		RT2000	1:06.647	15	1.405	88.53
8	41		Jj O'RIORDAN		RT2000	1:06.865	8	1.623	88.24
9	16		Kieran SANDS		RT2000	1:08.636	14	3.394	85.96
10	7		Micheal HALVEY		RT2000	1:08.678	14	3.436	85.91
11	87		Michael FITZGERALD		RT2000	1:08.697	14	3.455	85.89

Weather/Track - Cloudy/Dry

These results are provisional until the conclusion of any judicial and technical matters.

Silverstone

Circuit Length = 1.6390 miles.

Start: 09:29 End: 09:45

Clerk of Course:	Stewards:	Timekeeper:
------------------	-----------	-------------

Dunlop Irish Supercar Championship LAP ANALYSIS

3	Rod MCGOVERN	RT2000
1 - X:00.000	6 - 1:06.737	11 - 1:06.386
2 - 1:14.811	7 - 1:06.718	12 - 1:05.834
3 - 1:12.009	8 - 1:06.077	13 - 1:05.464
4 - 1:08.717	9 - 1:06.199	14 - 1:05.701
5 - 1:07.468	10 - 1:06.012	15 - 1:05.721
6	Michael LEONARD JNR	RT2000
1 - X:00.000P	6 - 1:07.404	11 - 1:06.856
2 - 2:03.818	7 - 1:06.564	
3 - 1:10.335	8 - 1:06.697	
4 - 1:07.531	9 - 1:22.793P	
5 - 1:06.977	10 - 3:44.266	
7	Micheal HALVEY	RT2000
1 - X:00.000	6 - 1:09.877	11 - 1:09.610
2 - 1:14.659	7 - 1:09.016	12 - 1:09.604
3 - 1:11.614	8 - 1:10.435	13 - 1:09.086
4 - 1:14.803	9 - 1:09.046	14 - 1:08.948
5 - 1:09.177	10 - 1:08.678	
16	Kieran SANDS	RT2000
1 - X:00.000	6 - 1:09.204	11 - 1:09.487
2 - 1:18.460	7 - 1:09.082	12 - 1:08.778
3 - 1:13.782	8 - 1:19.622	13 - 1:08.636
4 - 1:10.153	9 - 1:08.718	14 - 1:08.760
5 - 1:09.282	10 - 1:09.089	
19	John WHELAN	RT2000
1 - X:00.000	6 - 1:06.717	11 - 1:28.504P
2 - 1:13.654	7 - 1:05.737	12 - 3:24.660
3 - 1:08.616	8 - 1:05.471	13 - 1:06.382
4 - 1:06.872	9 - 1:05.540	
5 - 1:05.911	10 - 1:06.273	
22	John FARBELLY	RT2000
1 - X:00.000	6 - 1:08.068	11 - 1:07.805
2 - 1:15.154	7 - 1:06.384	12 - 1:15.342
3 - 1:09.859	8 - 1:09.157	13 - 1:06.603
4 - 1:07.203	9 - 1:07.275	14 - 1:06.469
5 - 1:07.263	10 - 1:06.821	15 - 1:06.145
27	Jonathan FIDLES	RT2000
1 - X:00.000	6 - 1:06.128	
2 - 1:11.804	7 - 1:05.242	
3 - 1:07.576	8 - 1:05.908	
4 - 1:06.085	9 - 1:29.752P	
5 - 1:05.908		

Dunlop Irish Supercar Championship

LAP ANALYSIS

(contd.)

34	David HALL	RT2000
1 - X:00.000	6 - 1:24.338P	11 - 3:05.533
2 - 1:13.464	7 - 3:30.716	
3 - 1:08.577	8 - 1:06.257	
4 - 1:06.980	9 - 1:06.198	
5 - 1:06.353	10 - 1:15.753P	
41	Jj O'RIORDAN	RT2000
1 - X:00.000	6 - 1:06.865	
2 - 1:16.131	7 - 1:08.161	
3 - 1:24.808P	8 - 1:17.072P	
4 - 2:21.849		
5 - 1:07.015		
50	George ROGERS	RT2000
1 - X:00.000	6 - 1:07.606	11 - 1:06.837
2 - 1:14.758	7 - 1:07.671	12 - 1:07.177
3 - 1:10.415	8 - 1:15.004	13 - 1:06.647
4 - 1:07.862	9 - 1:07.055	14 - 1:07.189
5 - 1:08.077	10 - 1:07.010	15 - 1:07.053
87	Michael FITZGERALD	RT2000
1 - X:00.000	6 - 1:10.364	11 - 1:09.446
2 - 1:24.493	7 - 1:09.435	12 - 1:09.588
3 - 1:13.435	8 - 1:09.728	13 - 1:08.697
4 - 1:14.029	9 - 1:09.110	14 - 1:09.076
5 - 1:12.210	10 - 1:09.746	

Caterham Graduate Championship - Graduate Class

QUALIFYING - Race 2

POS	NO	CL	NAME	NAT	ENTRY	TIME	LAPS	GAP	MPH
1	140		Martin OXBOROUGH		Caterham	1:14.000	13		79.73
2	106		Rob DRAPER		Caterham	1:14.082	13	0.082	79.64
3	104		Graeme SMITH		Caterham	1:14.211	13	0.211	79.50
4	103		Garry KENNEDY		Caterham	1:14.465	13	0.465	79.23
5	125		Charlie WATT		Caterham	1:15.115	12	1.115	78.55
6	124		Mark a j PARSONAGE		Caterham	1:15.295	12	1.295	78.36
7	130		Simon BONSER		Caterham	1:15.663	12	1.663	77.98
8	122		Russell MELROSE		Caterham	1:15.758	12	1.758	77.88
9	118		Declan DOLAN		Caterham	1:15.852	12	1.852	77.78
10	108		Sheila MARSHALL		Caterham	1:16.298	12	2.298	77.33
11	131		Darren GRAINGER		Caterham	1:16.353	12	2.353	77.27
12	135		TBD			1:16.386	12	2.386	77.24
13	110		Kim RAYMENT		Caterham	1:16.470	12	2.470	77.16
14	120		David GUY		Caterham	1:16.628	12	2.628	77.00
15	144		Andy COOMBS		Caterham	1:16.993	5	2.993	76.63
16	121		Alan PEARCE		Caterham	1:17.157	12	3.157	76.47
17	126		John HIRD		Caterham	1:17.683	12	3.683	75.95
18	128		Peter CANNARD		Caterham	1:18.971	12	4.971	74.71
19	116		Andrew SMITH		Caterham	1:21.363	3	7.363	72.51

Weather/Track - Cloudy/Dry
 These results are provisional until the conclusion of any judicial and technical matters.

Silverstone
 Circuit Length = 1.6390 miles.
 Start: 09:48 End: 10:02

Clerk of Course:	Stewards:	Timekeeper:
------------------	-----------	-------------

Caterham Graduate Championship - Graduate Class LAP ANALYSIS

103	Garry KENNEDY	Caterham
1 - 3:48.387	6 - 1:15.997	11 - 1:15.397
2 - 1:18.124	7 - 1:16.081	12 - 1:14.465
3 - 1:17.513	8 - 1:15.230	13 - 1:15.013
4 - 1:16.798	9 - 1:15.015	
5 - 1:16.470	10 - 1:16.131	
104	Graeme SMITH	Caterham
1 - 3:46.732	6 - 1:15.437	11 - 1:14.720
2 - 1:17.510	7 - 1:15.414	12 - 1:14.728
3 - 1:17.046	8 - 1:15.634	13 - 1:16.951
4 - 1:15.667	9 - 1:21.301	
5 - 1:15.909	10 - 1:14.211	
106	Rob DRAPER	Caterham
1 - 3:54.146	6 - 1:15.667	11 - 1:15.291
2 - 1:19.084	7 - 1:14.371	12 - 1:14.773
3 - 1:15.675	8 - 1:16.112	13 - 1:15.469
4 - 1:14.877	9 - 1:14.922	
5 - 1:14.082	10 - 1:15.692	
108	Sheila MARSHALL	Caterham
1 - 4:00.770	6 - 1:17.628	11 - 1:16.609
2 - 1:23.638	7 - 1:17.660	12 - 1:16.980
3 - 1:18.581	8 - 1:16.298	
4 - 1:17.943	9 - 1:17.682	
5 - 1:17.273	10 - 1:16.920	
110	Kim RAYMENT	Caterham
1 - 3:54.821	6 - 1:17.214	11 - 1:16.900
2 - 1:21.804	7 - 1:17.212	12 - 1:17.048
3 - 1:17.694	8 - 1:17.034	
4 - 1:16.995	9 - 1:16.470	
5 - 1:17.946	10 - 1:17.470	
116	Andrew SMITH	Caterham
1 - 3:59.987		
2 - 1:21.363		
3 - 1:22.790		
118	Declan DOLAN	Caterham
1 - 3:53.223	6 - 1:18.066	11 - 1:16.355
2 - 1:23.232	7 - 1:16.800	12 - 1:15.852
3 - 1:18.542	8 - 1:16.192	
4 - 1:17.208	9 - 1:16.439	
5 - 1:17.342	10 - 1:17.822	

Caterham Graduate Championship - Graduate Class

LAP ANALYSIS

(contd.)

120	David GUY	Caterham
1 - 3:48.888	6 - 1:18.584	11 - 1:17.996
2 - 1:19.190	7 - 1:17.770	12 - 1:16.685
3 - 1:19.100	8 - 1:17.507	
4 - 1:18.441	9 - 1:17.730	
5 - 1:17.930	10 - 1:16.628	
121	Alan PEARCE	Caterham
1 - 3:57.764	6 - 1:18.109	11 - 1:17.343
2 - 1:21.496	7 - 1:18.316	12 - 1:17.157
3 - 1:18.792	8 - 1:18.221	
4 - 1:18.024	9 - 1:18.875	
5 - 1:18.774	10 - 1:17.985	
122	Russell MELROSE	Caterham
1 - 4:03.116	6 - 1:16.622	11 - 1:16.856
2 - 1:22.563	7 - 1:16.640	12 - 1:16.640
3 - 1:18.955	8 - 1:15.758	
4 - 1:17.973	9 - 1:17.115	
5 - 1:17.195	10 - 1:17.763	
124	Mark a j PARSONAGE	Caterham
1 - 3:55.055	6 - 1:21.700	11 - 1:16.690
2 - 1:19.234	7 - 1:15.295	12 - 1:16.854
3 - 1:17.185	8 - 1:16.952	
4 - 1:17.037	9 - 1:17.889	
5 - 1:17.625	10 - 1:16.998	
125	Charlie WATT	Caterham
1 - 3:48.739	6 - 1:16.926	11 - 1:15.335
2 - 1:17.428	7 - 1:15.115	12 - 1:15.610
3 - 1:18.877	8 - 1:15.126	
4 - 1:16.481	9 - 1:15.630	
5 - 1:15.415	10 - 1:16.954	
126	John HIRD	Caterham
1 - 3:51.355	6 - 1:18.930	11 - 1:18.761
2 - 1:20.380	7 - 1:17.842	12 - 1:18.788
3 - 1:18.364	8 - 1:17.683	
4 - 1:19.539	9 - 1:18.985	
5 - 1:18.526	10 - 1:19.535	
128	Peter CANNARD	Caterham
1 - 3:56.630	6 - 1:19.525	11 - 1:19.160
2 - 1:22.464	7 - 1:18.971	12 - 1:19.282
3 - 1:20.282	8 - 1:19.066	
4 - 1:20.009	9 - 1:19.965	
5 - 1:19.688	10 - 1:19.696	

Caterham Graduate Championship - Graduate Class

LAP ANALYSIS

(contd.)

130	Simon BONSER	Caterham
1 - 3:56.760	6 - 1:17.299	11 - 1:15.942
2 - 1:23.774	7 - 1:16.041	12 - 1:16.631
3 - 1:17.064	8 - 1:16.406	
4 - 1:15.749	9 - 1:15.663	
5 - 1:18.738	10 - 1:16.517	
131	Darren GRAINGER	Caterham
1 - 4:02.757	6 - 1:17.070	11 - 1:16.353
2 - 1:22.628	7 - 1:16.494	12 - 1:17.350
3 - 1:18.980	8 - 1:16.812	
4 - 1:19.216	9 - 1:17.852	
5 - 1:16.843	10 - 1:16.589	
135	TBD	
1 - 3:51.900	6 - 1:16.582	11 - 1:16.484
2 - 1:22.716	7 - 1:16.543	12 - 1:16.839
3 - 1:18.893	8 - 1:16.386	
4 - 1:18.296	9 - 1:16.394	
5 - 1:16.797	10 - 1:16.514	
140	Martin OXBOROUGH	Caterham
1 - 3:52.414	6 - 1:14.066	11 - 1:14.000
2 - 1:19.479	7 - 1:16.164	12 - 1:14.450
3 - 1:16.271	8 - 1:16.314	13 - 1:15.090
4 - 1:14.840	9 - 1:15.108	
5 - 1:15.687	10 - 1:16.142	
144	Andy COOMBS	Caterham
1 - 3:55.806		
2 - 1:21.602		
3 - 1:18.164		
4 - 1:16.993		
5 - 1:17.308		

Caterham Graduate Championship - Graduate Class

GRID - Race 2

ROW 10	1:21.363	116	SMITH	
ROW 9	1:17.683	126	HIRD	1:18.971 128 CANNARD
ROW 8	1:16.993	144	COOMBS	1:17.157 121 PEARCE
ROW 7	1:16.470	110	RAYMENT	1:16.628 120 GUY
ROW 6	1:16.353	131	GRAINGER	1:16.386 135 TBD
ROW 5	1:15.852	118	DOLAN	1:16.298 108 MARSHALL
ROW 4	1:15.663	130	BONSER	1:15.758 122 MELROSE
ROW 3	1:15.115	125	WATT	1:15.295 124 PARSONAGE
ROW 2	1:14.211	104	SMITH	1:14.465 103 KENNEDY
ROW 1	1:14.000	140	OXBOROUGH	1:14.082 106 DRAPER
POLE				



Weather/Track - Cloudy/Dry
These results are provisional until the conclusion of any judicial and technical matters.

Silverstone
 Circuit Length = 1.6390 miles.
 Start: 09:48 End: 10:02

Clerk of Course:	Stewards:	Timekeeper:
------------------	-----------	-------------

Kumho BMW Championship

QUALIFYING - Race 3

POS	NO	CL	NAME	NAT	ENTRY	TIME	LAPS	GAP	MPH
1	1	A	Martyn BELL		BMW E46 M3	1:05.372	16		90.25
2	3	A	Peter SELDON		BMW E36	1:05.454	13	0.082	90.14
3	2	A	Rick KERRY		BMW M3 Evo	1:05.644	18	0.272	89.88
4	14	A	Scott GRANT		BMW E36 M3	1:05.933	16	0.561	89.49
5	11	A	Mark GRADY		BMW	1:06.575	14	1.203	88.62
6	35	B	Giovanni di GENNARO		BMW E30 M3	1:07.290	17	1.918	87.68
7	17	A	Paul WINTER		BMW M3 Evo	1:07.675	17	2.303	87.18
8	12	A	Mikael WALTERS		BMW E30 M3	1:07.902	17	2.530	86.89
9	30	B	Richard MALLINSON		BMW E30 M3	1:07.949	18	2.577	86.83
10	5	A	Ian HILL		BMW E36 M3	1:08.435	17	3.063	86.21
11	21	B	John WILLCOCKS		BMW E30 M3	1:08.437	16	3.065	86.21
12	6	A	Colin WHITMORE		BMW	1:08.585	17	3.213	86.03
13	36	C	Matt SELDON		BMW 325 E30	1:09.379	13	4.007	85.04
14	16	A	Jim EDWARDS SNR		BMW 850 csi	1:09.386	17	4.014	85.03
15	44	C	James PERROTT		BMW 325i	1:09.509	14	4.137	84.88
16	22	B	Evelyne BYANIC		BMW	1:09.616	17	4.244	84.75
17	15	A	Nicky LEVENTIS		BMW E36 M3	1:10.252	15	4.880	83.98
18	41	C	Stuart LAWS		BMW 325 E30	1:11.462	15	6.090	82.56
19	4	A	Brian JORDAN		BMW M5	1:11.769	14	6.397	82.21
20	42	C	Ian CRISP		BMW 325	1:12.312	16	6.940	81.59
21	50	D	Lea SANDY		BMW E30 325i	1:13.064	15	7.692	80.75
22	46	D	Paul MOLONEY		BMW 325i	1:13.349	15	7.977	80.44
23	57	E	George HAYNES		BMW 320	1:16.157	15	10.785	77.47
24	58	E	Andrew PARTRIDGE		BMW 320	1:16.204	15	10.832	77.42
25	82		Simon LAMBERT		BMW	1:16.665	6	11.293	76.96
26	49	D	Stuart CHUBB		BMW 325i Sport	1:16.994	14	11.622	76.63
27	47	E	Chris BRINKLEY		BMW 320	1:17.089	14	11.717	76.54
28	88	E	Adrian BEARD		BMW	1:18.094	15	12.722	75.55
29	97	E	Nigel BRITAIN		BMW 318	1:20.071	14	14.699	73.69
30	62	E	Richard CORMODE		BMW 320	1:25.720	6	20.348	68.83

CAR 15 PLEASE FIT WORKING TRANSPONDER

Weather/Track - Cloudy/Dry

These results are provisional until the conclusion of any judicial and technical matters.

Silverstone

Circuit Length = 1.6390 miles.

Start: 10:07 End: 10:27

Clerk of Course:	Stewards:	Timekeeper:
------------------	-----------	-------------

Kumho BMW Championship

LAP ANALYSIS

1	Martyn BELL	BMW E46 M3					
1 -	5:45.371	6 -	1:05.451	11 -	1:05.372	16 -	1:06.131
2 -	1:15.488	7 -	1:06.131	12 -	1:05.396		
3 -	1:08.070	8 -	1:20.079P	13 -	1:06.034		
4 -	1:07.215	9 -	2:56.769	14 -	1:19.368		
5 -	1:06.606	10 -	1:06.432	15 -	1:08.920		
2	Rick KERRY	BMW M3 Evo					
1 -	5:31.206	6 -	1:06.337	11 -	1:19.290	16 -	1:08.136
2 -	1:10.568	7 -	1:06.944	12 -	1:06.083	17 -	1:05.974
3 -	1:06.806	8 -	1:06.770	13 -	1:05.860	18 -	1:29.783P
4 -	1:06.902	9 -	1:06.520	14 -	1:05.644		
5 -	1:07.397	10 -	1:05.756	15 -	1:06.168		
3	Peter SELDON	BMW E36					
1 -	7:28.143	6 -	1:05.454	11 -	1:06.250		
2 -	1:08.633	7 -	1:06.449	12 -	1:05.657		
3 -	1:06.082	8 -	1:05.579	13 -	1:34.723P		
4 -	1:24.302	9 -	1:33.770P				
5 -	1:06.182	10 -	1:41.849				
4	Brian JORDAN	BMW M5					
1 -	6:37.224P	6 -	1:16.016	11 -	1:12.060		
2 -	2:51.938	7 -	1:13.334	12 -	1:12.747		
3 -	1:15.728	8 -	1:14.416	13 -	1:11.769		
4 -	1:14.912	9 -	1:13.289	14 -	1:13.365		
5 -	1:14.394	10 -	1:12.197				
5	Ian HILL	BMW E36 M3					
1 -	6:12.419	6 -	1:10.277	11 -	1:08.833	16 -	1:10.000
2 -	1:17.042	7 -	1:10.466	12 -	1:08.850	17 -	1:15.475
3 -	1:12.275	8 -	1:10.631	13 -	1:08.438		
4 -	1:10.700	9 -	1:09.432	14 -	1:08.435		
5 -	1:12.426	10 -	1:10.632	15 -	1:08.837		
6	Colin WHITMORE	BMW					
1 -	5:46.231	6 -	1:09.722	11 -	1:09.174	16 -	1:09.229
2 -	1:16.999	7 -	1:09.227	12 -	1:09.265	17 -	1:09.265
3 -	1:11.447	8 -	1:08.949	13 -	1:08.824		
4 -	1:11.987	9 -	1:09.041	14 -	1:08.585		
5 -	1:09.506	10 -	1:09.432	15 -	1:09.305		
11	Mark GRADY	BMW					
1 -	8:11.486	6 -	1:19.759	11 -	1:11.436		
2 -	1:09.824	7 -	1:07.337	12 -	1:08.056		
3 -	1:07.792	8 -	1:16.836	13 -	1:27.832P		
4 -	1:06.939	9 -	1:06.575	14 -	1:50.718		
5 -	1:07.089	10 -	1:08.363				

Kumho BMW Championship

LAP ANALYSIS

(contd.)

12	Mikael WALTERS	BMW E30 M3					
1 -	5:46.696	6 -	1:09.153	11 -	1:11.896	16 -	1:08.518
2 -	1:15.077	7 -	1:09.640	12 -	1:17.477	17 -	1:25.627
3 -	1:11.340	8 -	1:08.631	13 -	1:10.150		
4 -	1:09.624	9 -	1:10.103	14 -	1:08.085		
5 -	1:09.729	10 -	1:10.219	15 -	1:07.902		
14	Scott GRANT	BMW E36 M3					
1 -	5:49.850	6 -	1:05.933	11 -	1:06.239	16 -	1:12.554
2 -	1:09.014	7 -	1:16.273	12 -	1:11.571		
3 -	1:06.819	8 -	1:22.914	13 -	1:06.034		
4 -	1:07.080	9 -	1:18.282	14 -	1:19.008		
5 -	1:07.261	10 -	1:16.588	15 -	1:20.766		
15	Nicky LEVENTIS	BMW E36 M3					
1 -	6:22.194	6 -	1:11.760	11 -	1:10.252		
2 -	1:13.967	7 -	1:11.835	12 -	1:12.129		
3 -	1:15.655	8 -	1:11.561	13 -	1:10.673		
4 -	1:10.878	9 -	2:27.550	14 -	1:11.355		
5 -	1:11.032	10 -	1:11.091	15 -	1:11.144		
16	Jim EDWARDS SNR	BMW 850 csi					
1 -	5:57.615	6 -	1:18.214	11 -	1:11.429	16 -	1:10.543
2 -	1:13.818	7 -	1:11.261	12 -	1:09.485	17 -	1:16.567
3 -	1:10.178	8 -	1:10.156	13 -	1:10.030		
4 -	1:09.975	9 -	1:10.521	14 -	1:09.386		
5 -	1:11.140	10 -	1:14.889	15 -	1:10.162		
17	Paul WINTER	BMW M3 Evo					
1 -	6:08.394	6 -	1:08.341	11 -	1:08.307	16 -	1:09.283
2 -	1:16.614	7 -	1:08.513	12 -	1:09.811	17 -	1:10.433
3 -	1:11.735	8 -	1:09.965	13 -	1:07.675		
4 -	1:10.238	9 -	1:09.014	14 -	1:11.163		
5 -	1:08.973	10 -	1:10.198	15 -	1:09.041		
21	John WILLCOCKS	BMW E30 M3					
1 -	5:57.841	6 -	1:09.329	11 -	1:08.721	16 -	1:16.473
2 -	1:12.932	7 -	1:09.963	12 -	1:09.631		
3 -	1:09.602	8 -	1:08.863	13 -	1:08.940		
4 -	1:10.192	9 -	1:09.308	14 -	1:08.598		
5 -	1:08.763	10 -	1:12.924	15 -	1:08.437		
22	Evelyne BYANIC	BMW					
1 -	5:56.290	6 -	1:10.118	11 -	1:13.176	16 -	1:09.616
2 -	1:16.722	7 -	1:10.140	12 -	1:10.184	17 -	1:15.140
3 -	1:11.708	8 -	1:10.620	13 -	1:09.976		
4 -	1:11.390	9 -	1:10.344	14 -	1:09.804		
5 -	1:09.805	10 -	1:20.171	15 -	1:10.687		

Kumho BMW Championship LAP ANALYSIS

(contd.)

30	Richard MALLINSON	BMW E30 M3					
1 -	5:32.829	6 -	1:09.246	11 -	1:08.008	16 -	1:08.261
2 -	1:10.455	7 -	1:08.548	12 -	1:08.476	17 -	1:08.616
3 -	1:08.670	8 -	1:08.122	13 -	1:08.530	18 -	1:12.367
4 -	1:08.023	9 -	1:08.070	14 -	1:08.621		
5 -	1:08.548	10 -	1:08.247	15 -	1:07.949		
35	Giovanni di GENNARO	BMW E30 M3					
1 -	5:56.738	6 -	1:07.735	11 -	1:10.776	16 -	1:07.844
2 -	1:12.230	7 -	1:07.290	12 -	1:10.146	17 -	1:16.694
3 -	1:10.580	8 -	1:07.997	13 -	1:08.729		
4 -	1:09.765	9 -	1:16.991	14 -	1:07.477		
5 -	1:08.061	10 -	1:19.322	15 -	1:07.591		
36	Matt SELDON	BMW 325 E30					
1 -	6:24.787	6 -	1:13.545	11 -	1:09.379		
2 -	1:11.732	7 -	1:09.513	12 -	1:14.843		
3 -	1:12.574	8 -	1:10.259	13 -	1:26.665P		
4 -	1:10.304	9 -	1:09.750				
5 -	1:09.684	10 -	1:09.412				
41	Stuart LAWS	BMW 325 E30					
1 -	6:18.952	6 -	1:13.906	11 -	1:12.373		
2 -	1:24.372	7 -	1:14.929	12 -	1:12.464		
3 -	1:11.814	8 -	1:11.462	13 -	1:16.492		
4 -	1:12.661	9 -	1:55.857	14 -	1:13.120		
5 -	1:12.921	10 -	1:12.160	15 -	1:16.104		
42	Ian CRISP	BMW 325					
1 -	6:15.497	6 -	1:15.444	11 -	1:14.335	16 -	1:13.196
2 -	1:20.090	7 -	1:13.407	12 -	1:13.104		
3 -	1:18.502	8 -	1:13.067	13 -	1:12.312		
4 -	1:16.147	9 -	1:13.402	14 -	1:14.038		
5 -	1:14.466	10 -	1:13.579	15 -	1:13.315		
44	James PERROTT	BMW 325i					
1 -	6:28.138	6 -	1:11.273	11 -	1:09.979		
2 -	1:30.617P	7 -	1:12.336	12 -	1:12.235		
3 -	3:24.260	8 -	1:10.018	13 -	1:12.693		
4 -	1:13.690	9 -	1:09.686	14 -	1:15.120		
5 -	1:11.158	10 -	1:09.509				
46	Paul MOLONEY	BMW 325i					
1 -	6:26.198	6 -	1:15.066	11 -	1:15.655		
2 -	1:18.205	7 -	1:14.311	12 -	1:14.286		
3 -	1:13.921	8 -	1:17.411	13 -	1:15.622		
4 -	1:13.349	9 -	1:17.987	14 -	1:16.208		
5 -	1:14.328	10 -	1:13.846	15 -	1:14.621		

Kumho BMW Championship LAP ANALYSIS

(contd.)

47	Chris BRINKLEY	BMW 320
1 -	6:50.033	6 - 1:17.795
2 -	1:24.516	7 - 1:17.765
3 -	1:21.371	8 - 1:17.823
4 -	1:19.127	9 - 1:17.558
5 -	1:18.761	10 - 1:17.736
11 -	1:17.089	12 - 1:17.921
		13 - 1:17.854
		14 - 1:18.369
49	Stuart CHUBB	BMW 325i Sport
1 -	6:23.771	6 - 1:20.557
2 -	1:23.474	7 - 1:22.111
3 -	1:19.514	8 - 1:18.207
4 -	1:17.899	9 - 1:17.444
5 -	1:19.714	10 - 1:16.994
11 -	1:17.083	12 - 1:19.918
		13 - 1:26.084
		14 - 1:20.743
50	Lea SANDY	BMW E30 325i
1 -	6:31.304	6 - 1:13.617
2 -	1:24.821	7 - 1:14.439
3 -	1:21.154	8 - 1:14.465
4 -	1:16.422	9 - 1:15.314
5 -	1:15.702	10 - 1:15.880
11 -	1:13.379	12 - 1:13.748
		13 - 1:13.064
		14 - 1:13.112
		15 - 1:16.303
57	George HAYNES	BMW 320
1 -	6:37.370	6 - 1:16.496
2 -	1:22.297	7 - 1:16.389
3 -	1:18.346	8 - 1:16.352
4 -	1:17.338	9 - 1:18.188
5 -	1:17.065	10 - 1:16.512
11 -	1:17.031	12 - 1:16.157
		13 - 1:17.256
		14 - 1:16.299
		15 - 1:16.784
58	Andrew PARTRIDGE	BMW 320
1 -	6:51.336	6 - 1:17.940
2 -	1:21.465	7 - 1:17.114
3 -	1:19.492	8 - 1:21.354
4 -	1:18.278	9 - 1:17.105
5 -	1:18.028	10 - 1:16.204
11 -	1:18.737	12 - 1:17.932
		13 - 1:16.979
		14 - 1:16.633
		15 - 1:20.661
62	Richard CORMODE	BMW 320
1 -	6:37.969	6 - 1:43.335P
2 -	1:25.720	
3 -	1:32.756	
4 -	1:28.247	
5 -	1:25.919	
82	Simon LAMBERT	BMW
1 -	6:00.427	6 - 1:38.634P
2 -	1:18.150	
3 -	1:16.934	
4 -	1:16.665	
5 -	1:16.722	

Kumho BMW Championship LAP ANALYSIS

(contd.)


88	Adrian BEARD		BMW
1 - 6:33.861	6 - 1:18.094	11 - 1:19.367	
2 - 1:21.714	7 - 1:21.366	12 - 1:18.806	
3 - 1:19.456	8 - 1:18.461	13 - 1:19.183	
4 - 1:20.310	9 - 1:18.459	14 - 1:18.593	
5 - 1:20.237	10 - 1:19.176	15 - 1:22.491	
97	Nigel BRITAIN		BMW 318
1 - 6:55.207	6 - 1:22.304	11 - 1:20.994	
2 - 1:23.182	7 - 1:22.536	12 - 1:20.262	
3 - 1:22.443	8 - 1:23.397	13 - 1:22.835	
4 - 1:21.949	9 - 1:20.071	14 - 1:20.433	
5 - 1:21.501	10 - 1:23.094		
44T	TBD		
1 - 8:34.992	6 - 1:29.470	11 - 1:26.679	
2 - 1:29.603	7 - 1:28.194	12 - 1:28.818	
3 - 1:29.289	8 - 1:27.194		
4 - 1:29.747	9 - 1:27.813		
5 - 1:32.957	10 - 1:26.352		

Kumho BMW Championship

GRID - Race 3

ROW 15	1:20.071 97 BRITTAIN	1:25.720 62 CORMODE
ROW 14	1:17.089 47 BRINKLEY	1:18.094 88 BEARD
ROW 13	1:16.665 82 LAMBERT	1:16.994 49 CHUBB
ROW 12	1:16.157 57 HAYNES	1:16.204 58 PARTRIDGE
ROW 11	1:13.064 50 SANDY	1:13.349 46 MOLONEY
ROW 10	1:11.769 4 JORDAN	1:12.312 42 CRISP
ROW 9	1:10.252 15 LEVENTIS	1:11.462 41 LAWS
ROW 8	1:09.509 44 PERROTT	1:09.616 22 BYANIC
ROW 7	1:09.379 36 SELDON	1:09.386 16 EDWARDS SNR
ROW 6	1:08.437 21 WILLCOCKS	1:08.585 6 WHITMORE
ROW 5	1:07.949 30 MALLINSON	1:08.435 5 HILL
ROW 4	1:07.675 17 WINTER	1:07.902 12 WALTERS
ROW 3	1:06.575 11 GRADY	1:07.290 35 GENNARO
ROW 2	1:05.644 2 KERRY	1:05.933 14 GRANT
ROW 1	1:05.372 1 BELL	1:05.454 3 SELDON

POLE



CAR 15 PLEASE FIT WORKING TRANSPONDER

Weather/Track - Cloudy/Dry

These results are provisional until the conclusion of any judicial and technical matters.

Silverstone

Circuit Length = 1.6390 miles.

Start: 10:07 End: 10:27

Clerk of Course:	Stewards:	Timekeeper:
------------------	-----------	-------------

Caterham Graduate Championship - Super Graduate QUALIFYING - Race 4

POS	NO	CL	NAME	NAT	ENTRY	TIME	LAPS	GAP	MPH
1	66		Jamie ELLWOOD		Caterham	1:08.998	13		85.51
2	70		Paul MANYWEATHERS		Caterham	1:09.341	13	0.343	85.09
3	53		Matthew GILLBANKS		Caterham	1:09.391	13	0.393	85.03
4	56		Rory YOUNG		Caterham	1:09.401	13	0.403	85.01
5	91		Charles ELLIOTT		Caterham	1:09.502	13	0.504	84.89
6	69		Andy MOLSOM		Caterham	1:09.576	13	0.578	84.80
7	95		Chris ROME		Caterham	1:09.608	13	0.610	84.76
8	77		Keith CHANTER		Caterham	1:09.868	13	0.870	84.45
9	65		Benjamin STURGES		Caterham	1:09.878	13	0.880	84.43
10	67		Martin GOSS		Caterham	1:09.896	13	0.898	84.41
11	79		Sean SOUTHWOOD		Caterham	1:09.966	13	0.968	84.33
12	81		Edward BENSON		Caterham	1:09.968	13	0.970	84.33
13	72		Toby BRIANT		Caterham	1:10.032	13	1.034	84.25
14	62		James WEEDON		Caterham	1:10.119	10	1.121	84.14
15	90		Andrew ENNIS		Caterham	1:10.213	13	1.215	84.03
16	64		Mark THOMPSON		Caterham	1:10.250	13	1.252	83.99
17	63		John WATSON		Caterham	1:10.289	13	1.291	83.94
18	78		Simon FLETCHER		Caterham	1:10.410	12	1.412	83.80
19	82		Adam WARREN		Caterham	1:10.542	13	1.544	83.64
20	68		Mark HEYWOOD		Caterham	1:10.622	13	1.624	83.54
21	89		Dan WHILEY		Caterham	1:10.651	13	1.653	83.51
22	58		Simon POWELL		Caterham	1:10.744	13	1.746	83.40
23	87		Jamie BASHALL		Caterham	1:10.813	13	1.815	83.32
24	74		David JONES		Caterham	1:11.227	13	2.229	82.83
25	84		Alison FORMSTONE		Caterham	1:11.924	13	2.926	82.03
26	83		James SYKES		Caterham	1:12.498	12	3.500	81.38
27	94		Nigel RICHARDS		Caterham	1:14.786	11	5.788	78.89

CAR 89 PLEASE FIT WORKING TRANSPONDER

Weather/Track - Cloudy/Dry

These results are provisional until the conclusion of any judicial and technical matters.

Silverstone

Circuit Length = 1.6390 miles.

Start: 10:30 End: 10:44

Clerk of Course:	Stewards:	Timekeeper:

Caterham Graduate Championship - Super Graduate LAP ANALYSIS

53	Matthew GILLBANKS	Caterham
1 - 5:57.269	6 - 1:10.805	11 - 1:11.660
2 - 1:23.048	7 - 1:10.482	12 - 1:09.391
3 - 1:16.108	8 - 1:10.915	13 - 1:10.356
4 - 1:16.719	9 - 1:10.944	
5 - 1:11.034	10 - 1:09.616	
56	Rory YOUNG	Caterham
1 - 5:49.429	6 - 1:11.320	11 - 1:09.427
2 - 1:16.272	7 - 1:10.726	12 - 1:09.919
3 - 1:12.065	8 - 1:10.387	13 - 1:09.401
4 - 1:12.305	9 - 1:09.858	
5 - 1:11.803	10 - 1:09.724	
58	Simon POWELL	Caterham
1 - 5:52.359	6 - 1:12.456	11 - 1:10.744
2 - 1:16.863	7 - 1:11.405	12 - 1:11.630
3 - 1:12.033	8 - 1:12.439	13 - 1:11.455
4 - 1:12.225	9 - 1:10.943	
5 - 1:12.341	10 - 1:11.155	
62	James WEEDON	Caterham
1 - 5:58.305	6 - 1:11.205	
2 - 1:23.021	7 - 1:10.119	
3 - 1:12.294	8 - 1:10.136	
4 - 1:11.236	9 - 1:13.753	
5 - 1:10.888	10 - 1:10.254	
63	John WATSON	Caterham
1 - 5:50.648	6 - 1:11.821	11 - 1:10.626
2 - 1:17.730	7 - 1:12.099	12 - 1:11.101
3 - 1:12.720	8 - 1:12.693	13 - 1:12.057
4 - 1:13.819	9 - 1:11.270	
5 - 1:11.643	10 - 1:10.289	
64	Mark THOMPSON	Caterham
1 - 5:49.439	6 - 1:13.002	11 - 1:10.250
2 - 1:18.550	7 - 1:11.666	12 - 1:15.717
3 - 1:14.186	8 - 1:11.035	13 - 1:12.405
4 - 1:12.975	9 - 1:11.228	
5 - 1:12.700	10 - 1:12.171	
65	Benjamin STURGES	Caterham
1 - 5:59.196	6 - 1:11.665	11 - 1:10.824
2 - 1:19.926	7 - 1:09.878	12 - 1:10.002
3 - 1:13.108	8 - 1:10.526	13 - 1:10.337
4 - 1:14.239	9 - 1:11.127	
5 - 1:12.373	10 - 1:10.403	

Caterham Graduate Championship - Super Graduate LAP ANALYSIS

(contd.)

66	Jamie ELLWOOD	Caterham
1 - 5:41.076	6 - 1:12.836	11 - 1:14.228
2 - 1:14.353	7 - 1:12.907	12 - 1:11.413
3 - 1:11.283	8 - 1:09.994	13 - 1:11.721
4 - 1:13.143	9 - 1:11.813	
5 - 1:09.602	10 - 1:08.998	
67	Martin GOSS	Caterham
1 - 5:52.973	6 - 1:12.414	11 - 1:11.023
2 - 1:17.590	7 - 1:11.603	12 - 1:13.342
3 - 1:16.678	8 - 1:11.037	13 - 1:11.335
4 - 1:13.030	9 - 1:09.896	
5 - 1:12.550	10 - 1:10.631	
68	Mark HEYWOOD	Caterham
1 - 5:47.460	6 - 1:12.995	11 - 1:10.622
2 - 1:18.590	7 - 1:12.024	12 - 1:14.864
3 - 1:13.249	8 - 1:11.884	13 - 1:15.191
4 - 1:12.951	9 - 1:13.253	
5 - 1:14.751	10 - 1:11.841	
69	Andy MOLSON	Caterham
1 - 5:51.419	6 - 1:11.025	11 - 1:09.576
2 - 1:22.386	7 - 1:10.103	12 - 1:10.606
3 - 1:17.346	8 - 1:09.743	13 - 1:10.188
4 - 1:11.958	9 - 1:09.659	
5 - 1:11.872	10 - 1:10.166	
70	Paul MANYWEATHERS	Caterham
1 - 5:44.031	6 - 1:11.205	11 - 1:09.764
2 - 1:12.459	7 - 1:13.735	12 - 1:16.094
3 - 1:11.357	8 - 1:09.341	13 - 1:10.226
4 - 1:10.610	9 - 1:12.670	
5 - 1:11.340	10 - 1:09.944	
72	Toby BRIANT	Caterham
1 - 5:40.220	6 - 1:11.914	11 - 1:10.235
2 - 1:15.288	7 - 1:12.705	12 - 1:12.358
3 - 1:12.271	8 - 1:10.032	13 - 1:11.391
4 - 1:11.899	9 - 1:11.802	
5 - 1:10.637	10 - 1:11.077	
74	David JONES	Caterham
1 - 5:41.405	6 - 1:12.305	11 - 1:11.484
2 - 1:14.991	7 - 1:11.939	12 - 1:11.950
3 - 1:13.172	8 - 1:11.227	13 - 1:11.573
4 - 1:13.003	9 - 1:11.259	
5 - 1:11.698	10 - 1:11.354	

Caterham Graduate Championship - Super Graduate LAP ANALYSIS

(contd.)

77	Keith CHANTER	Caterham
1 - 5:39.834	6 - 1:12.221	11 - 1:09.868
2 - 1:14.696	7 - 1:11.718	12 - 1:13.811
3 - 1:12.618	8 - 1:11.124	13 - 1:10.543
4 - 1:11.736	9 - 1:10.338	
5 - 1:11.082	10 - 1:11.579	
78	Simon FLETCHER	Caterham
1 - 7:08.739	6 - 1:12.540	11 - 1:11.843
2 - 1:12.887	7 - 1:12.790	12 - 1:11.008
3 - 1:12.128	8 - 1:12.251	
4 - 1:12.404	9 - 1:11.311	
5 - 1:11.528	10 - 1:10.410	
79	Sean SOUTHWOOD	Caterham
1 - 5:47.616	6 - 1:12.864	11 - 1:11.797
2 - 1:16.477	7 - 1:11.771	12 - 1:11.351
3 - 1:12.933	8 - 1:11.797	13 - 1:09.966
4 - 1:13.300	9 - 1:11.309	
5 - 1:14.826	10 - 1:11.394	
81	Edward BENSON	Caterham
1 - 5:46.077	6 - 1:12.627	11 - 1:12.054
2 - 1:24.346	7 - 1:12.045	12 - 1:09.968
3 - 1:17.745	8 - 1:12.104	13 - 1:10.484
4 - 1:12.558	9 - 1:15.741	
5 - 1:13.284	10 - 1:10.590	
82	Adam WARREN	Caterham
1 - 5:43.941	6 - 1:12.856	11 - 1:10.542
2 - 1:16.975	7 - 1:12.339	12 - 1:12.515
3 - 1:14.287	8 - 1:13.202	13 - 1:11.027
4 - 1:14.832	9 - 1:12.205	
5 - 1:14.308	10 - 1:11.001	
83	James SYKES	Caterham
1 - 6:02.221	6 - 1:13.112	11 - 1:13.275
2 - 1:23.152	7 - 1:13.174	12 - 1:12.640
3 - 1:15.630	8 - 1:14.526	
4 - 1:16.084	9 - 1:12.498	
5 - 1:16.282	10 - 1:13.389	
84	Alison FORMSTONE	Caterham
1 - 5:54.497	6 - 1:13.977	11 - 1:12.767
2 - 1:19.406	7 - 1:13.164	12 - 1:13.230
3 - 1:15.844	8 - 1:14.772	13 - 1:11.924
4 - 1:14.687	9 - 1:12.646	
5 - 1:13.478	10 - 1:12.918	

Caterham Graduate Championship - Super Graduate LAP ANALYSIS

(contd.)

87	Jamie BASHALL	Caterham
1 - 6:00.332	6 - 1:11.515	11 - 1:10.813
2 - 1:22.824	7 - 1:10.958	12 - 1:11.349
3 - 1:13.789	8 - 1:21.141	13 - 1:11.045
4 - 1:12.217	9 - 1:11.821	
5 - 1:11.657	10 - 1:11.470	
89	Dan WHILEY	Caterham
1 - 5:48.681	6 - 1:13.072	11 - 1:14.371
2 - 1:18.832	7 - 1:13.532	12 - 1:10.651
3 - 1:12.653	8 - 1:13.951	13 - 1:10.732
4 - 1:14.481	9 - 1:14.502	
5 - 1:15.218	10 - 1:11.545	
90	Andrew ENNIS	Caterham
1 - 5:43.782	6 - 1:11.849	11 - 1:10.213
2 - 1:14.233	7 - 1:11.616	12 - 1:11.804
3 - 1:11.712	8 - 1:10.848	13 - 1:12.186
4 - 1:12.446	9 - 1:10.669	
5 - 1:11.892	10 - 1:10.534	
91	Charles ELLIOTT	Caterham
1 - 6:01.055	6 - 1:11.157	11 - 1:10.245
2 - 1:20.748	7 - 1:10.563	12 - 1:13.020
3 - 1:13.597	8 - 1:09.502	13 - 1:10.842
4 - 1:11.105	9 - 1:09.814	
5 - 1:11.289	10 - 1:09.607	
94	Nigel RICHARDS	Caterham
1 - 7:24.538	6 - 1:16.700	11 - 1:14.786
2 - 1:15.885	7 - 1:16.510	
3 - 1:15.855	8 - 1:16.004	
4 - 1:17.821	9 - 1:15.756	
5 - 1:15.285	10 - 1:16.290	
95	Chris ROME	Caterham
1 - 5:53.242	6 - 1:13.517	11 - 1:12.597
2 - 1:18.855	7 - 1:13.618	12 - 1:13.977
3 - 1:13.524	8 - 1:11.301	13 - 1:19.694
4 - 1:11.760	9 - 1:09.608	
5 - 1:10.655	10 - 1:13.710	

Caterham Graduate Championship - Super Graduate

GRID - Race 4

ROW 14	1:14.786	94	RICHARDS	
ROW 13	1:11.924	84	FORMSTONE	1:12.498 83 SYKES
ROW 12	1:10.813	87	BASHALL	1:11.227 74 JONES
ROW 11	1:10.651	89	WHILEY	1:10.744 58 POWELL
ROW 10	1:10.542	82	WARREN	1:10.622 68 HEYWOOD
ROW 9	1:10.289	63	WATSON	1:10.410 78 FLETCHER
ROW 8	1:10.213	90	ENNIS	1:10.250 64 THOMPSON
ROW 7	1:10.032	72	BRIANT	1:10.119 62 WEEDON
ROW 6	1:09.966	79	SOUTHWOOD	1:09.968 81 BENSON
ROW 5	1:09.878	65	STURGES	1:09.896 67 GOSS
ROW 4	1:09.608	95	ROME	1:09.868 77 CHANTER
ROW 3	1:09.502	91	ELLIOTT	1:09.576 69 MOLSOM
ROW 2	1:09.391	53	GILLBANKS	1:09.401 56 YOUNG
ROW 1	1:08.998	66	ELLWOOD	1:09.341 70 MANYWEATHERS
POLE				

CAR 89 PLEASE FIT WORKING TRANSPONDER

Weather/Track - Cloudy/Dry

These results are provisional until the conclusion of any judicial and technical matters.

Silverstone

Circuit Length = 1.6390 miles.

Start: 10:30 End: 10:44

Clerk of Course:	Stewards:	Timekeeper:
------------------	-----------	-------------

Milltek Sport BMW Challenge Series

QUALIFYING - Race 5

POS	NO	CL	NAME	NAT	ENTRY	TIME	LAPS	GAP	MPH
1	82		Craig JAMIESON		BMW 320	1:14.299	13		79.41
2	32		Simon LAMBERT		BMW 320	1:14.408	13	0.109	79.29
3	5		Jeremy CLARK		BMW 318	1:15.241	13	0.942	78.42
4	64		Martin DOWER		BMW 320	1:15.308	13	1.009	78.35
5	21		Andrew BUSBY		BMW 318i	1:15.324	13	1.025	78.33
6	72		Andy BAILEY		BMW	1:15.391	13	1.092	78.26
7	50		Andrew PARTRIDGE		BMW 320	1:15.847	8	1.548	77.79
8	57	E	George HAYNES		BMW 320	1:15.955	12	1.656	77.68
9	73		Dave MULLENDER		BMW 320	1:16.189	11	1.890	77.44
10	22		Liam CRILLY		BMW 318	1:16.209	12	1.910	77.42
11	41		Chris BRINKLEY		BMW 320	1:16.310	12	2.011	77.32
12	4		Alan WILEMAN		BMW 320	1:16.479	10	2.180	77.15
13	71		Mike BUTLER		BMW 320	1:16.697	12	2.398	76.93
14	61		John THORNE		BMW	1:16.754	12	2.455	76.87
15	90		Guy LLOYD		BMW 320	1:16.925	12	2.626	76.70
16	65		James KNIGHT		BMW 320	1:17.189	11	2.890	76.44
17	88		Adrian BEARD		BMW 320	1:17.596	9	3.297	76.04
18	79		Michael KIDMAN		BMW 318	1:19.253	12	4.954	74.45
19	55		Alan STUART		BMW 320	1:19.557	12	5.258	74.16
20	75		Steve LONGWORTH		BMW 318	1:20.255	12	5.956	73.52
21	62		Richard CORMODE		BMW 320	1:20.369	12	6.070	73.41

Weather/Track - Cloudy/Dry

These results are provisional until the conclusion of any judicial and technical matters.


Silverstone
Circuit Length = 1.6390 miles.
Start: 10:47 End: 11:02

Clerk of Course:	Stewards:	Timekeeper:
------------------	-----------	-------------

Milltek Sport BMW Challenge Series

GRID - Race 5

ROW 11	1:20.369 62 CORMODE	44 MURPHY
ROW 10	1:19.557 55 STUART	1:20.255 75 LONGWORTH
ROW 9	1:17.596 88 BEARD	1:19.253 79 KIDMAN
ROW 8	1:16.925 90 LLOYD	1:17.189 65 KNIGHT
ROW 7	1:16.697 71 BUTLER	1:16.754 61 THORNE
ROW 6	1:16.310 41 BRINKLEY	1:16.479 4 WILEMAN
ROW 5	1:16.189 73 MULLENDER	1:16.209 22 CRILLY
ROW 4	1:15.847 50 PARTRIDGE	1:15.955 57 HAYNES
ROW 3	1:15.324 21 BUSBY	1:15.391 72 BAILEY
ROW 2	1:15.241 5 CLARK	1:15.308 64 DOWER
ROW 1	1:14.299 82 JAMIESON	1:14.408 32 LAMBERT
POLE		




Weather/Track - Cloudy/Dry
These results are provisional until the conclusion of any judicial and technical matters.

Silverstone
 Circuit Length = 1.6390 miles.
 Start: 10:47 End: 11:02

Clerk of Course:	Stewards:	Timekeeper:
------------------	-----------	-------------

Milltek Sport BMW Challenge Series

GRID - Race 5

ROW 11	1:20.369 62 CORMODE	44 MURPHY
ROW 10	1:19.557 55 STUART	1:20.255 75 LONGWORTH
ROW 9	1:17.596 88 BEARD	1:19.253 79 KIDMAN
ROW 8	1:16.925 90 LLOYD	1:17.189 65 KNIGHT
ROW 7	1:16.697 71 BUTLER	1:16.754 61 THORNE
ROW 6	1:16.310 41 BRINKLEY	1:16.479 4 WILEMAN
ROW 5	1:16.189 73 MULLENDER	1:16.209 22 CRILLY
ROW 4	1:15.847 50 PARTRIDGE	1:15.955 57 HAYNES
ROW 3	1:15.324 21 BUSBY	1:15.391 72 BAILEY
ROW 2	1:15.241 5 CLARK	1:15.308 64 DOWER
ROW 1	1:14.299 82 JAMIESON	1:14.408 32 LAMBERT
POLE		
		

Weather/Track - Cloudy/Dry
These results are provisional until the conclusion of any judicial and technical matters.

Silverstone
 Circuit Length = 1.6390 miles.
 Start: 10:47 End: 11:02

Clerk of Course:	Stewards:	Timekeeper:
------------------	-----------	-------------

Dunlop Irish Supercar Championship

QUALIFYING - Race 1

POS	NO	CL	NAME	NAT	ENTRY	TIME	LAPS	GAP	MPH
1	27		Jonathan FIDLES		RT2000	1:04.546	11		91.41
2	19		John WHELAN		RT2000	1:04.794	13	0.248	91.06
3	3		Rod MCGOVERN		RT2000	1:04.860	16	0.314	90.97
4	34		David HALL		RT2000	1:05.093	9	0.547	90.64
5	6		Michael LEONARD JNR		RT2000	1:05.922	14	1.376	89.50
6	22		John FARBELLY		RT2000	1:05.992	5	1.446	89.41
7	50		George ROGERS		RT2000	1:06.363	13	1.817	88.91
8	16		Kieran SANDS		RT2000	1:06.638	14	2.092	88.54
9	41		Jj O'RIORDAN		RT2000	1:06.688	5	2.142	88.47
10	87		Michael FITZGERALD		RT2000	1:07.701	9	3.155	87.15
11	7		Micheal HALVEY		RT2000	1:07.907	10	3.361	86.88

CARS 27 and 50 PLEASE FIT WORKING TRANSPONDERS

Weather/Track - Cloudy/Dry

These results are provisional until the conclusion of any judicial and technical matters.

Silverstone

Circuit Length = 1.6390 miles.

Start: 11:05 End: 11:25

Clerk of Course:	Stewards:	Timekeeper:
------------------	-----------	-------------

Dunlop Irish Supercar Championship

LAP ANALYSIS

3	Rod MCGOVERN	RT2000
1 - 8:36.807	6 - 1:05.242	11 - 1:05.301
2 - 1:05.756	7 - 1:05.266	12 - 1:05.245
3 - 1:05.318	8 - 1:05.187	13 - 1:05.275
4 - 1:04.860	9 - 1:05.399	14 - 1:05.565
5 - 1:06.010	10 - 1:05.561	15 - 1:05.422
6	Michael LEONARD JNR	RT2000
1 - 8:26.953	6 - 1:06.507	11 - 2:17.813
2 - 1:06.954	7 - 1:06.502	12 - 1:06.283
3 - 1:06.598	8 - 1:06.561	13 - 1:06.116
4 - 1:08.035	9 - 1:06.053	14 - 1:05.922
5 - 1:06.765	10 - 1:22.933P	
7	Micheal HALVEY	RT2000
1 - X:00.000	6 - 1:08.668	
2 - 1:10.237	7 - 1:08.573	
3 - 1:09.226	8 - 1:08.618	
4 - 1:07.907	9 - 1:08.327	
5 - 1:08.562	10 - 1:37.959P	
16	Kieran SANDS	RT2000
1 - 8:25.722	6 - 1:07.265	11 - 1:06.911
2 - 1:08.535	7 - 1:06.908	12 - 1:21.049
3 - 1:07.761	8 - 1:22.030	13 - 1:06.638
4 - 1:07.541	9 - 1:34.030	14 - 1:07.485
5 - 1:07.600	10 - 1:07.177	
19	John WHELAN	RT2000
1 - 8:23.448	6 - 1:07.205	11 - 1:05.439
2 - 1:06.661	7 - 1:05.196	12 - 1:20.758P
3 - 1:05.891	8 - 1:05.268	13 - 3:11.917
4 - 1:12.399	9 - 1:04.974	
5 - 1:21.928	10 - 1:04.794	
22	John FARBELLY	RT2000
1 - 9:51.593		
2 - 1:06.637		
3 - 1:05.992		
4 - 1:10.937		
5 - 1:09.099		
27	Jonathan FIDLES	RT2000
1 - X:00.000	6 - 1:04.969	11 - 1:26.887P
2 - 1:21.706	7 - 1:04.689	
3 - 1:15.666	8 - 1:05.100	
4 - 1:04.546	9 - 1:05.265	
5 - 1:04.966	10 - 1:05.275	

Dunlop Irish Supercar Championship

LAP ANALYSIS


(contd.)

34	David HALL	RT2000
1 -	8:44.172	6 - 1:05.093
2 -	1:05.341	7 - 1:05.480
3 -	1:05.268	8 - 1:06.394
4 -	1:05.590	9 - 1:17.728P
5 -	1:05.421	
41	Jj O'RIORDAN	RT2000
1 -	X:00.000	
2 -	1:06.688	
3 -	1:06.902	
4 -	1:29.201P	
5 -	3:11.264	
50	George ROGERS	RT2000
1 -	X:00.000	6 - 1:07.003
2 -	1:07.519	7 - 1:06.363
3 -	1:06.608	8 - 1:07.189
4 -	1:06.543	9 - 1:07.021
5 -	1:07.183	10 - 1:07.037
		11 - 1:06.818
		12 - 1:06.459
		13 - 1:07.090
87	Michael FITZGERALD	RT2000
1 -	X:00.000	6 - 1:07.994
2 -	1:08.372	7 - 1:08.695
3 -	1:07.701	8 - 1:21.540P
4 -	1:08.541	9 - 2:24.337
5 -	1:08.448	

Dunlop Irish Supercar Championship

GRID - Race 1

ROW 6	1:07.907 7 HALVEY	
ROW 5	1:06.688 41 O'RIORDAN	1:07.701 87 FITZGERALD
ROW 4	1:06.363 50 ROGERS	1:06.638 16 SANDS
ROW 3	1:05.922 6 LEONARD JNR	1:05.992 22 FARBELLY
ROW 2	1:04.860 3 MCGOVERN	1:05.093 34 HALL
ROW 1	1:04.546 27 FIDLES	1:04.794 19 WHELAN
POLE		



CARS 27 and 50 PLEASE FIT WORKING TRANSPONDERS

Weather/Track - Cloudy/Dry

These results are provisional until the conclusion of any judicial and technical matters.

Silverstone

Circuit Length = 1.6390 miles.

Start: 11:05 End: 11:25

Clerk of Course:	Stewards:	Timekeeper:
------------------	-----------	-------------

Caterham Graduate Championship - Mega Graduate C

QUALIFYING - Race 7

POS	NO	CL	NAME	NAT	ENTRY	TIME	LAPS	GAP	MPH
1	8		Christian MARRYAT		Caterham	1:07.820	14		87.00
2	5		Nick FROST		Caterham	1:07.865	14	0.045	86.94
3	7		Martin AMISON		Caterham	1:08.226	14	0.406	86.48
4	16		Ian NOBLE		Caterham	1:08.322	12	0.502	86.36
5	2		Christopher john BAT		Caterham	1:08.379	14	0.559	86.29
6	4		Paul HUDSON		Caterham	1:08.445	14	0.625	86.20
7	22		Mike WELBURN		Caterham	1:08.480	14	0.660	86.16
8	24		Michael THORNHILL		Caterham	1:08.483	14	0.663	86.15
9	25		Mike SOLAN		Caterham	1:08.550	13	0.730	86.07
10	18		George LONGMUIR		Caterham	1:08.600	12	0.780	86.01
11	38		Matthew BURROWS		Caterham	1:08.707	8	0.887	85.87
12	39		Stephen BAYLISS		Caterham	1:09.074	14	1.254	85.42
13	23		Ian ATKINSON		Caterham	1:09.085	14	1.265	85.40
14	9		Keith PENNINGTON		Caterham	1:09.102	14	1.282	85.38
15	28		Chris FOX		Caterham	1:09.321	14	1.501	85.11
16	31		John PARKER		Caterham	1:09.517	14	1.697	84.87
17	12		Iain MILLIGAN		Caterham	1:09.528	14	1.708	84.86
18	6		Tim JUMP		Caterham	1:09.564	14	1.744	84.82
19	33		Ian YEOMAN		Caterham	1:09.700	14	1.880	84.65
20	37		Tom OVERTON		Caterham	1:09.779	14	1.959	84.55
21	15		Tom MAXWELL		Caterham	1:09.887	14	2.067	84.42
22	19		Neil GILL		Caterham	1:10.126	13	2.306	84.14
23	20		Bob WILSON		Caterham	1:10.537	14	2.717	83.65

CAR 22 PLEASE FIT WORKING TRANSPONDER

Weather/Track - Cloudy/Dry

These results are provisional until the conclusion of any judicial and technical matters.

Silverstone

Circuit Length = 1.6390 miles.

Start: 11:31 End: 11:46

Clerk of Course:	Stewards:	Timekeeper:
------------------	-----------	-------------

Caterham Graduate Championship - Mega Graduate C LAP ANALYSIS

2	Christopher john BAT	Caterham
1 -	6:46.348	6 - 1:29.124 ^P 11 - 1:08.628
2 -	1:12.099	7 - 1:27.432 12 - 1:08.379
3 -	1:09.457	8 - 1:09.477 13 - 1:08.845
4 -	1:11.318	9 - 1:09.353 14 - 1:08.808
5 -	1:09.184	10 - 1:08.632
4	Paul HUDSON	Caterham
1 -	6:56.300	6 - 1:09.616 11 - 1:09.199
2 -	1:14.946	7 - 1:09.497 12 - 1:08.568
3 -	1:11.326	8 - 1:09.606 13 - 1:09.059
4 -	1:09.875	9 - 1:09.028 14 - 1:08.445
5 -	1:11.407	10 - 1:09.142
5	Nick FROST	Caterham
1 -	6:48.718	6 - 1:08.754 11 - 1:08.653
2 -	1:13.016	7 - 1:09.289 12 - 1:09.915
3 -	1:10.612	8 - 1:08.544 13 - 1:10.023
4 -	1:09.112	9 - 1:07.865 14 - 1:10.537
5 -	1:08.531	10 - 1:08.847
6	Tim JUMP	Caterham
1 -	6:49.426	6 - 1:13.541 11 - 1:10.234
2 -	1:12.948	7 - 1:10.009 12 - 1:10.063
3 -	1:13.215	8 - 1:09.635 13 - 1:09.788
4 -	1:12.723	9 - 1:09.564 14 - 1:09.989
5 -	1:11.487	10 - 1:09.959
7	Martin AMISON	Caterham
1 -	6:44.275	6 - 1:09.838 11 - 1:10.646
2 -	1:11.987	7 - 1:10.292 12 - 1:08.558
3 -	1:09.986	8 - 1:08.226 13 - 1:12.604
4 -	1:09.184	9 - 1:08.669 14 - 1:08.831
5 -	1:11.201	10 - 1:08.533
8	Christian MARRYAT	Caterham
1 -	6:48.726	6 - 1:09.087 11 - 1:09.097
2 -	1:12.927	7 - 1:09.583 12 - 1:07.820
3 -	1:10.062	8 - 1:08.619 13 - 1:08.934
4 -	1:09.662	9 - 1:08.814 14 - 1:09.132
5 -	1:09.698	10 - 1:09.072
9	Keith PENNINGTON	Caterham
1 -	6:53.653	6 - 1:10.721 11 - 1:10.633
2 -	1:15.616	7 - 1:10.274 12 - 1:09.876
3 -	1:12.638	8 - 1:09.248 13 - 1:10.258
4 -	1:12.647	9 - 1:09.102 14 - 1:10.371
5 -	1:13.147	10 - 1:09.282

Caterham Graduate Championship - Mega Graduate C LAP ANALYSIS

(contd.)

12	Iain MILLIGAN	Caterham
1 - 6:51.186	6 - 1:11.698	11 - 1:10.537
2 - 1:19.450	7 - 1:11.240	12 - 1:10.526
3 - 1:13.766	8 - 1:11.910	13 - 1:10.562
4 - 1:13.010	9 - 1:11.164	14 - 1:09.528
5 - 1:13.316	10 - 1:10.621	
15	Tom MAXWELL	Caterham
1 - 6:53.489	6 - 1:11.574	11 - 1:09.982
2 - 1:15.076	7 - 1:11.897	12 - 1:10.809
3 - 1:12.031	8 - 1:09.904	13 - 1:10.459
4 - 1:10.763	9 - 1:09.924	14 - 1:09.887
5 - 1:11.960	10 - 1:10.133	
16	Ian NOBLE	Caterham
1 - 6:48.566	6 - 1:45.453	11 - 1:09.148
2 - 2:24.277	7 - 1:08.849	12 - 1:09.315
3 - 1:14.328	8 - 1:09.116	
4 - 1:11.454	9 - 1:08.958	
5 - 1:34.578P	10 - 1:08.322	
18	George LONGMUIR	Caterham
1 - 6:46.929	6 - 3:36.281P	11 - 1:09.580
2 - 1:13.024	7 - 1:22.994	12 - 1:11.626
3 - 1:11.201	8 - 1:08.600	
4 - 1:09.662	9 - 1:08.697	
5 - 1:09.019	10 - 1:10.884	
19	Neil GILL	Caterham
1 - 6:57.935	6 - 1:12.408	11 - 1:10.126
2 - 1:16.102	7 - 1:10.609	12 - 1:10.820
3 - 1:12.095	8 - 1:15.211	13 - 1:11.037
4 - 1:11.777	9 - 1:11.601	
5 - 1:13.142	10 - 1:11.453	
20	Bob WILSON	Caterham
1 - 6:57.559	6 - 1:11.628	11 - 1:10.778
2 - 1:15.232	7 - 1:10.612	12 - 1:10.795
3 - 1:12.258	8 - 1:10.537	13 - 1:10.710
4 - 1:11.600	9 - 1:11.565	14 - 1:10.619
5 - 1:13.295	10 - 1:10.851	
22	Mike WELBURN	Caterham
1 - 6:44.606	6 - 1:09.476	11 - 1:11.075
2 - 1:12.015	7 - 1:10.377	12 - 1:08.944
3 - 1:10.346	8 - 1:08.692	13 - 1:09.560
4 - 1:09.582	9 - 1:09.493	14 - 1:08.480
5 - 1:09.658	10 - 1:09.347	

Caterham Graduate Championship - Mega Graduate C LAP ANALYSIS

(contd.)

23	Ian ATKINSON	Caterham
1 -	6:45.643	6 - 1:10.454
2 -	1:16.436	7 - 1:09.864
3 -	1:11.524	8 - 1:09.524
4 -	1:10.673	9 - 1:09.085
5 -	1:09.925	10 - 1:09.991
11 -	1:11.961	12 - 1:10.543
13 -	1:09.421	14 - 1:11.980
24	Michael THORNHILL	Caterham
1 -	6:43.066	6 - 1:09.568
2 -	1:11.830	7 - 1:10.324
3 -	1:10.662	8 - 1:09.008
4 -	1:09.959	9 - 1:08.933
5 -	1:09.617	10 - 1:09.626
11 -	1:09.415	12 - 1:09.979
13 -	1:10.651	14 - 1:08.483
25	Mike SOLAN	Caterham
1 -	6:42.665	6 - 1:09.721
2 -	1:12.708	7 - 1:10.208
3 -	1:10.127	8 - 1:09.156
4 -	1:10.421	9 - 1:08.550
5 -	1:09.516	10 - 1:09.374
11 -	1:10.010	12 - 1:13.792
13 -	1:43.064P	
28	Chris FOX	Caterham
1 -	6:55.708	6 - 1:10.126
2 -	1:15.110	7 - 1:09.781
3 -	1:12.138	8 - 1:09.976
4 -	1:10.247	9 - 1:10.158
5 -	1:12.297	10 - 1:10.355
11 -	1:12.180	12 - 1:11.033
13 -	1:10.252	14 - 1:09.321
31	John PARKER	Caterham
1 -	6:48.135	6 - 1:11.559
2 -	1:15.376	7 - 1:10.586
3 -	1:12.260	8 - 1:09.903
4 -	1:14.967	9 - 1:10.139
5 -	1:14.611	10 - 1:09.593
11 -	1:10.554	12 - 1:10.389
13 -	1:09.517	14 - 1:09.771
33	Ian YEOMAN	Caterham
1 -	6:56.210	6 - 1:11.429
2 -	1:15.830	7 - 1:11.932
3 -	1:12.657	8 - 1:10.528
4 -	1:15.874	9 - 1:10.508
5 -	1:12.180	10 - 1:12.746
11 -	1:10.163	12 - 1:10.703
13 -	1:09.700	14 - 1:10.607
37	Tom OVERTON	Caterham
1 -	6:51.724	6 - 1:11.405
2 -	1:15.931	7 - 1:10.409
3 -	1:13.517	8 - 1:10.070
4 -	1:11.922	9 - 1:10.690
5 -	1:12.866	10 - 1:10.426
11 -	1:10.732	12 - 1:10.187
13 -	1:10.072	14 - 1:09.779

Caterham Graduate Championship - Mega Graduate C LAP ANALYSIS

(contd.)

38	Matthew BURROWS	Caterham
1 - 6:45.759	6 - 2:39.330	
2 - 1:11.995	7 - 1:09.793	
3 - 1:09.634	8 - 1:08.807	
4 - 1:08.707		
5 - 2:00.000P		
39	Stephen BAYLISS	Caterham
1 - 6:47.207	6 - 1:10.009	11 - 1:13.710
2 - 1:13.282	7 - 1:10.455	12 - 1:09.074
3 - 1:11.050	8 - 1:09.713	13 - 1:10.440
4 - 1:11.460	9 - 1:09.333	14 - 1:10.131
5 - 1:10.199	10 - 1:09.659	

Caterham Graduate Championship - Mega Graduate C

GRID - Race 7 - Amended

ROW 12	1:09.700	33	YEOMAN	
ROW 11	1:10.126	19	GILL	1:10.537 20 WILSON
ROW 10	1:09.779	37	OVERTON	1:09.887 15 MAXWELL
ROW 9	1:09.528	12	MILLIGAN	1:09.564 6 JUMP
ROW 8	1:09.321	28	FOX	1:09.517 31 PARKER
ROW 7	1:09.085	23	ATKINSON	1:09.102 9 PENNINGTON
ROW 6	1:08.707	38	BURROWS	1:09.074 39 BAYLISS
ROW 5	1:08.550	25	SOLAN	1:08.600 18 LONGMUIR
ROW 4	1:08.480	22	WELBURN	1:08.483 24 THORNHILL
ROW 3	1:08.379	2	BAT	1:08.445 4 HUDSON
ROW 2	1:08.226	7	AMISON	1:08.322 16 NOBLE
ROW 1	1:07.820	8	MARRYAT	1:07.865 5 FROST
POLE				

Car 33 Back Of Grid, Technical Infringement Under Weight.

Weather/Track - Cloudy/Dry

These results are provisional until the conclusion of any judicial and technical matters.

Silverstone

Circuit Length = 1.6390 miles.

Start: 11:31 End: 11:46

Clerk of Course:	Stewards:	Timekeeper:
------------------	-----------	-------------

Dunlop Irish Supercar Championship

RACE RESULT - Race 1

POS	NO	CL	NAME	NAT	ENTRY	TIME	LAPS	GAP	MPH	BEST
1	27		Jonathan FIDLES		RT2000	19:45.782	18		89.71	1:04.713
2	3		Rod MCGOVERN		RT2000	19:52.809	18	7.027	89.18	1:05.449
3	19		John WHELAN		RT2000	19:54.341	18	8.559	89.07	1:05.194
4	34		David HALL		RT2000	19:54.488	18	8.706	89.06	1:05.148
5	6		Michael LEONARD JNR		RT2000	20:19.646	18	33.864	87.22	1:05.837
6	22		John FARBELLY		RT2000	20:36.500	18	50.718	86.03	1:07.381
7	87		Michael FITZGERALD		RT2000	20:40.185	18	54.403	85.78	1:07.397
8	7		Micheal HALVEY		RT2000	20:41.677	18	55.895	85.67	1:07.608
9	50		George ROGERS		RT2000	21:38.651	17	1 LAP	77.37	1:06.327
NOT CLASSIFIED										
16			Kieran SANDS		RT2000	12:18.105	10	D.N.F.	80.17	1:07.598
41			Jj O'RIORDAN		RT2000	4:52.426	4	D.N.F.	81.31	1:06.349
FASTEST LAP										
27			Jonathan FIDLES		RT2000	1:04.713	6	91.17mph		146.73kph

Weather/Track - Bright/Dry

These results are provisional until the conclusion of any judicial and technical matters.

Silverstone
Circuit Length = 1.6390 miles.
Start: 13:02 End: 13:22

Clerk of Course:	Stewards:	Timekeeper:
------------------	-----------	-------------

Dunlop Irish Supercar Championship

LAP CHART

Lap 1			Lap 2			Lap 3			Lap 4			Lap 5		
No	Behind	Laptime	No	Behind	Laptime	No	Behind	Laptime	No	Behind	Laptime	No	Behind	Laptime
27		1:13.244	27		1:05.088	27		1:05.362	27		1:05.265	27		1:05.022
19	0.469	1:13.713	19	1.311	1:05.930	3	1.942	1:05.657	3	2.353	1:05.676	3	2.864	1:05.533
3	0.969	1:14.213	3	1.647	1:05.766	19	2.200	1:06.251	19	2.855	1:05.920	19	3.197	1:05.364
34	1.762	1:15.006	34	1.919	1:05.245	34	2.637	1:06.080	34	3.160	1:05.788	34	3.802	1:05.664
50	3.187	1:16.431	50	4.984	1:06.885	50	6.572	1:06.950	50	7.634	1:06.327	50	9.015	1:06.403
22	3.826	1:17.070	41	6.512	1:06.755	41	7.499	1:06.349	6	11.939	1:05.900	6	12.754	1:05.837
41	4.845	1:18.089	87	8.670	1:08.012	6	11.304	1:07.426	87	14.132	1:07.397	22	16.783	1:07.381
87	5.746	1:18.990	22	8.700	1:09.962	87	12.000	1:08.692	22	14.424	1:07.567	87	16.961	1:07.851
16	6.365	1:19.609	6	9.240	1:06.796	22	12.122	1:08.784	7	14.729	1:07.676	7	17.427	1:07.720
7	6.771	1:20.015	16	9.491	1:08.214	7	12.318	1:07.983	41	23.467	1:21.233P	16	32.925	1:07.598
6	7.532	1:20.776	7	9.697	1:08.014	16	27.434	1:23.305	16	30.349	1:08.180			

Dunlop Irish Supercar Championship

LAP CHART

(contd.)

Lap 6			Lap 7			Lap 8			Lap 9			Lap 10		
No	Behind	Laptime	No	Behind	Laptime	No	Behind	Laptime	No	Behind	Laptime	No	Behind	Laptime
27		1:04.713	27		1:05.253	27		1:05.417	27		1:05.714	27		1:05.531
3	3.600	1:05.449	3	3.859	1:05.512	19	3.872	1:05.194	19	4.431	1:06.273	3	5.153	1:05.942
19	3.868	1:05.384	19	4.095	1:05.480	3	4.506	1:06.064	3	4.742	1:05.950	19	5.672	1:06.772
34	4.237	1:05.148	34	4.636	1:05.652	34	4.967	1:05.748	34	5.927	1:06.674	34	6.156	1:05.760
50	12.464	1:08.162	50	14.841	1:07.630	6	16.088	1:06.366	6	17.298	1:06.924	6	17.994	1:06.227
6	14.104	1:06.063	6	15.139	1:06.288	50	16.811	1:07.387	50	18.132	1:07.035	50	19.654	1:07.053
87	20.180	1:07.932	87	23.753	1:08.826	22	26.516	1:07.762	22	28.934	1:08.132	22	31.471	1:08.068
22	20.399	1:08.329	22	24.171	1:09.025	87	26.716	1:08.380	87	29.534	1:08.532	87	31.571	1:07.568
7	20.711	1:07.997	7	24.318	1:08.860	7	27.211	1:08.310	7	29.838	1:08.341	7	32.353	1:08.046
16	36.837	1:08.625	16	40.951	1:09.367	16	43.390	1:07.856	16	55.102	1:17.426			

Dunlop Irish Supercar Championship

LAP CHART

(contd.)

Lap 11			Lap 12			Lap 13			Lap 14			Lap 15		
No	Behind	Laptime	No	Behind	Laptime	No	Behind	Laptime	No	Behind	Laptime	No	Behind	Laptime
27		1:05.453	27		1:05.420	27		1:05.478	27		1:05.648	27		1:05.408
3	5.278	1:05.578	3	5.421	1:05.563	3	5.816	1:05.873	19	6.569	1:06.146	19	7.261	1:06.100
19	5.648	1:05.429	19	5.983	1:05.755	19	6.071	1:05.566	3	6.851	1:06.683	3	7.661	1:06.218
34	6.363	1:05.660	34	6.976	1:06.033	34	7.037	1:05.539	34	7.336	1:05.947	34	7.890	1:05.962
16	1 LAP	1:27.925P	6	21.977	1:07.686	6	23.916	1:07.417	50	1 LAP	1:22.395	50	1 LAP	1:22.276
6	19.711	1:07.170	22	36.424	1:07.593	22	39.053	1:08.107	6	25.735	1:07.467	6	27.999	1:07.672
22	34.251	1:08.233	87	39.750	1:09.490	87	43.774	1:09.502	22	41.634	1:08.229	22	43.854	1:07.628
50	34.769	1:20.568	7	41.493	1:10.889	7	44.188	1:08.173	87	45.941	1:07.815	87	48.996	1:08.463
87	35.680	1:09.562	50	58.338	1:28.989				7	46.174	1:07.634	7	49.399	1:08.633
7	36.024	1:09.124												

Dunlop Irish Supercar Championship

LAP CHART


(contd.)

Lap 16			Lap 17			Lap 18			Lap 19			Lap 20		
No	Behind	Laptime	No	Behind	Laptime	No	Behind	Laptime	No	Behind	Laptime	No	Behind	Laptime
27		1:06.399	27		1:05.383	27		1:05.984						
3	6.926	1:05.664	3	7.184	1:05.641	3	7.027	1:05.827						
19	7.391	1:06.529	19	8.037	1:06.029	19	8.559	1:06.506						
34	7.654	1:06.163	34	8.576	1:06.305	34	8.706	1:06.114						
6	29.031	1:07.431	6	31.546	1:07.898	6	33.864	1:08.302						
50	1 LAP	1:23.585	22	48.739	1:08.638	22	50.718	1:07.963						
22	45.484	1:08.029	87	52.916	1:08.305	87	54.403	1:07.471						
87	49.994	1:07.397	7	54.271	1:08.882	7	55.895	1:07.608						
7	50.772	1:07.772	50	1 LAP	1:24.354	50	1 LAP	1:56.221P						

Dunlop Irish Supercar Championship

GRID - Race 6

ROW 6	1:06.349 41 O'RIORDAN	
ROW 5	1:06.327 50 ROGERS	1:07.598 16 SANDS
ROW 4	1:07.397 87 FITZGERALD	1:07.608 7 HALVEY
ROW 3	1:05.837 6 LEONARD JNR	1:07.381 22 FARBELLY
ROW 2	1:05.194 19 WHELAN	1:05.148 34 HALL
ROW 1	1:04.713 27 FIDLES	1:05.449 3 MCGOVERN
POLE		



Weather/Track - Bright/Dry

These results are provisional until the conclusion of any judicial and technical matters.

Silverstone
Circuit Length = 1.6390 miles.
Start: 13:02 End: 13:22

Clerk of Course:	Stewards:	Timekeeper:
------------------	-----------	-------------

Caterham Graduate Championship - Graduate Class

RACE RESULT - Race 2

POS	NO	CL	NAME	NAT	ENTRY	TIME	LAPS	GAP	MPH	BEST
1	140		Martin OXBOROUGH		Caterham	20:14.268	16		77.89	1:14.468
2	103		Garry KENNEDY		Caterham	20:14.455	16	0.187	77.88	1:14.694
3	104		Graeme SMITH		Caterham	20:14.550	16	0.282	77.87	1:14.507
4	125		Charlie WATT		Caterham	20:15.114	16	0.846	77.83	1:14.987
5	106		Rob DRAPER		Caterham	20:15.183	16	0.915	77.83	1:15.034
6	130		Simon BONSER		Caterham	20:15.401	16	1.133	77.82	1:14.746
7	144		Andy COOMBS		Caterham	20:34.895	16	20.627	76.59	1:15.479
8	122		Russell MELROSE		Caterham	20:35.617	16	21.349	76.54	1:15.631
9	110		Kim RAYMENT		Caterham	20:35.848	16	21.580	76.53	1:15.574
10	108		Sheila MARSHALL		Caterham	20:36.033	16	21.765	76.52	1:15.797
11	118		Declan DOLAN		Caterham	20:38.644	16	24.376	76.36	1:16.182
12	124		Mark a j PARSONAGE		Caterham	20:38.792	16	24.524	76.35	1:15.664
13	131		Darren GRAINGER		Caterham	20:47.629	16	33.361	75.81	1:15.946
14	135		Mark GREGORY		Caterham	20:58.548	16	44.280	75.15	1:15.351
15	121		Alan PEARCE		Caterham	20:58.754	16	44.486	75.14	1:16.237
16	116		Andrew SMITH		Caterham	21:05.057	16	50.789	74.76	1:16.886
17	128		Peter CANNARD		Caterham	21:17.408	16	1:03.140	74.04	1:18.265
18	126		John HIRD		Caterham	21:19.145	16	1:04.877	73.94	1:18.031

NOT CLASSIFIED

120	David GUY		Caterham		16:04.642	12	D.N.F.	73.58	1:15.595
-----	-----------	--	----------	--	-----------	----	--------	-------	----------

FASTEST LAP

140	Martin OXBOROUGH		Caterham		1:14.468	14	79.23mph	127.51kph
-----	------------------	--	----------	--	----------	----	----------	-----------

Weather/Track - Bright/Dry

These results are provisional until the conclusion of any judicial and technical matters.

Silverstone
Circuit Length = 1.6390 miles.
Start: 13:32 End: 13:52

Clerk of Course:	Stewards:	Timekeeper:
------------------	-----------	-------------

Caterham Graduate Championship - Graduate Class

LAP CHART

Lap 1			Lap 2			Lap 3			Lap 4			Lap 5		
No	Behind	Laptime	No	Behind	Laptime	No	Behind	Laptime	No	Behind	Laptime	No	Behind	Laptime
125		1:22.385	125		1:15.362	106		1:15.374	106		1:15.524	140		1:15.256
106	0.025	1:22.410	106	0.047	1:15.384	125	0.056	1:15.477	140	0.199	1:14.699	106	0.121	1:15.576
140	0.452	1:22.837	103	0.884	1:15.293	103	0.430	1:14.967	103	0.625	1:15.719	104	0.230	1:14.830
104	0.587	1:22.972	140	1.062	1:15.972	140	1.024	1:15.383	125	0.727	1:16.195	125	0.743	1:15.471
103	0.953	1:23.338	104	1.063	1:15.838	104	1.147	1:15.505	104	0.855	1:15.232	103	0.950	1:15.780
130	1.658	1:24.043	130	1.685	1:15.389	130	1.769	1:15.505	130	1.750	1:15.505	130	1.358	1:15.063
122	1.923	1:24.308	110	2.758	1:16.019	122	4.064	1:16.599	122	4.763	1:16.223	144	5.815	1:15.960
110	2.101	1:24.486	122	2.886	1:16.325	118	4.171	1:16.251	144	5.310	1:15.530	122	5.903	1:16.595
118	2.502	1:24.887	118	3.341	1:16.201	110	4.810	1:17.473	110	5.885	1:16.599	110	6.935	1:16.505
124	2.810	1:25.195	124	3.726	1:16.278	108	4.941	1:16.477	118	6.110	1:17.463	118	7.160	1:16.505
108	3.060	1:25.445	108	3.885	1:16.187	124	5.206	1:16.901	108	6.637	1:17.220	108	7.161	1:15.979
131	3.223	1:25.608	144	4.300	1:15.479	144	5.304	1:16.425	124	6.663	1:16.981	120	7.510	1:15.595
144	4.183	1:26.568	131	4.571	1:16.710	131	6.230	1:17.080	120	7.370	1:16.422	135	8.079	1:16.033
135	4.674	1:27.059	135	4.953	1:15.641	120	6.472	1:15.780	135	7.501	2:33.493	124	8.087	1:16.879
120	5.341	1:27.726	120	6.113	1:16.134	116	11.454	1:17.994	131	7.731	1:17.025	131	8.222	1:15.946
128	5.778	1:28.163	128	8.681	1:18.265	121	12.967	1:19.291	116	13.551	1:17.621	116	17.081	1:18.985
116	6.386	1:28.771	116	8.881	1:17.857	128	13.899	1:20.639	121	15.276	1:17.833	121	17.283	1:17.462
126	6.432	1:28.817	121	9.097	1:17.434	126	19.964	1:26.284	128	16.958	1:18.583	128	20.322	1:18.819
121	7.025	1:29.410	126	9.101	1:18.031				126	23.153	1:18.713	126	27.090	1:19.392

Caterham Graduate Championship - Graduate Class

LAP CHART

(contd.)

Lap 6			Lap 7			Lap 8			Lap 9			Lap 10		
No	Behind	Laptime	No	Behind	Laptime	No	Behind	Laptime	No	Behind	Laptime	No	Behind	Laptime
106		1:15.296	140		1:14.745	106		1:15.813	106		1:15.666	106		1:15.293
104	0.116	1:15.303	106	0.056	1:15.397	104	0.103	1:15.715	103	0.283	1:14.869	104	0.134	1:14.839
140	0.596	1:16.013	104	0.257	1:15.482	125	0.605	1:15.130	125	0.456	1:15.517	125	0.624	1:15.461
125	1.141	1:15.815	103	0.798	1:14.970	140	0.746	1:16.615	104	0.588	1:16.151	140	0.788	1:14.864
103	1.169	1:15.636	130	1.106	1:15.029	103	1.080	1:16.151	130	1.135	1:15.434	103	1.036	1:16.046
130	1.418	1:15.477	125	1.344	1:15.544	130	1.367	1:16.130	140	1.217	1:16.137	130	1.254	1:15.412
122	8.034	1:17.548	144	9.968	1:17.167	144	11.097	1:16.998	144	12.392	1:16.961	122	13.952	1:16.396
144	8.142	1:17.744	122	10.110	1:17.417	122	11.287	1:17.046	135	12.712	1:15.351	144	14.049	1:16.950
118	8.735	1:16.992	108	10.516	1:17.084	108	11.647	1:17.000	122	12.849	1:17.228	108	14.216	1:16.367
108	8.773	1:17.029	120	10.985	1:16.884	120	12.239	1:17.123	108	13.142	1:17.161	120	15.066	1:16.841
110	9.143	1:17.625	110	11.500	1:17.698	135	13.027	1:16.947	120	13.518	1:16.945	110	16.223	1:17.524
120	9.442	1:17.349	131	11.611	1:17.068	131	13.627	1:17.885	110	13.992	1:15.603	131	16.324	1:17.489
135	9.665	1:17.003	118	11.716	1:18.322	110	14.055	1:18.424	131	14.128	1:16.167	118	16.580	1:16.677
131	9.884	1:17.079	135	11.949	1:17.625	124	14.334	1:17.403	118	15.196	1:16.466	124	16.993	1:16.868
124	10.175	1:17.505	124	12.800	1:17.966	118	14.396	1:18.549	124	15.418	1:16.750	121	31.807	1:19.835
121	19.984	1:18.118	121	22.534	1:17.891	121	24.424	1:17.759	121	27.265	1:18.507	116	33.714	1:19.483
116	20.355	1:18.691	116	23.019	1:18.005	116	26.163	1:19.013	116	29.524	1:19.027	135	36.890	1:39.471
128	23.989	1:19.084	128	28.098	1:19.450	128	31.983	1:19.754	128	35.963	1:19.646	128	40.299	1:19.629
126	30.605	1:18.932	126	34.701	1:19.437	126	37.908	1:19.076	126	41.566	1:19.324	126	45.499	1:19.226

Caterham Graduate Championship - Graduate Class

LAP CHART

(contd.)

Lap 11			Lap 12			Lap 13			Lap 14			Lap 15		
No	Behind	Laptime	No	Behind	Laptime	No	Behind	Laptime	No	Behind	Laptime	No	Behind	Laptime
140		1:14.743	104		1:15.488	104		1:15.025	140		1:14.468	104		1:14.507
125	0.080	1:14.987	140	0.303	1:16.239	106	0.505	1:15.034	103	0.098	1:14.694	130	0.668	1:14.746
106	0.273	1:15.804	106	0.496	1:16.159	103	0.704	1:14.735	104	0.552	1:15.852	140	0.944	1:16.003
104	0.448	1:15.845	125	0.811	1:16.667	140	0.832	1:15.554	106	0.684	1:15.479	103	1.157	1:16.118
103	1.103	1:15.598	103	0.994	1:15.827	125	1.185	1:15.399	130	0.981	1:15.016	106	1.212	1:15.587
130	1.276	1:15.553	130	1.234	1:15.894	130	1.265	1:15.056	125	1.275	1:15.390	125	1.427	1:15.211
144	15.939	1:17.421	144	16.532	1:16.529	122	17.741	1:15.631	144	19.062	1:16.486	144	19.986	1:15.983
122	16.000	1:17.579	122	17.135	1:17.071	144	17.876	1:16.369	122	19.200	1:16.759	122	20.887	1:16.746
108	16.308	1:17.623	108	17.272	1:16.900	108	18.044	1:15.797	110	19.673	1:16.625	108	21.062	1:16.296
120	17.057	1:17.522	118	17.705	1:16.410	110	18.348	1:15.574	108	19.825	1:17.081	110	21.561	1:16.947
118	17.231	1:16.182	110	17.799	1:16.309	118	18.988	1:16.308	131	20.379	1:16.555	124	22.162	1:15.966
110	17.426	1:16.734	131	18.069	1:16.253	131	19.124	1:16.080	118	20.943	1:17.255	131	22.264	1:16.944
131	17.752	1:16.959	124	18.992	1:16.878	124	19.631	1:15.664	124	21.255	1:16.924	118	22.442	1:16.558
124	18.050	1:16.588	121	36.542	1:18.044	121	39.541	1:18.024	135	41.266	1:16.027	135	43.307	1:17.100
121	34.434	1:18.158	135	39.490	1:16.993	135	40.539	1:16.074	121	41.656	1:17.415	121	43.933	1:17.336
116	36.534	1:18.351	116	39.604	1:19.006	116	41.465	1:16.886	116	44.379	1:18.214	116	47.902	1:18.582
135	38.433	1:17.074	128	46.853	1:18.813	128	51.270	1:19.442	128	55.324	1:19.354	128	59.742	1:19.477
128	43.976	1:19.208	120	51.442	1:50.321P	126	55.200	1:18.438	126	58.235	1:18.335	126	1:02.277	1:19.101
126	48.306	1:18.338	126	51.787	1:19.417									

Caterham Graduate Championship - Graduate Class

LAP CHART

(contd.)

Lap 16			Lap 17			Lap 18			Lap 19			Lap 20		
No	Behind	Laptime	No	Behind	Laptime	No	Behind	Laptime	No	Behind	Laptime	No	Behind	Laptime
140		1:14.740												
103	0.187	1:14.714												
104	0.282	1:15.966												
125	0.846	1:15.103												
106	0.915	1:15.387												
130	1.133	1:16.149												
144	20.627	1:16.325												
122	21.349	1:16.146												
110	21.580	1:15.703												
108	21.765	1:16.387												
118	24.376	1:17.618												
124	24.524	1:18.046												
131	33.361	1:26.781												
135	44.280	1:16.657												
121	44.486	1:16.237												
116	50.789	1:18.571												
128	1:03.140	1:19.082												
126	1:04.877	1:18.284												

Kumho BMW Championship

RACE RESULT - Race 3

POS	NO	CL	NAME	NAT	ENTRY	TIME	LAPS	GAP	MPH	BEST
1	1	A	Martyn BELL		BMW E46 M3	15:28.979	14		89.11	1:05.310
2	2	A	Rick KERRY		BMW M3 Evo	15:29.790	14	0.811	89.03	1:05.110
3	3	A	Peter SELDON		BMW E36	15:31.177	14	2.198	88.90	1:05.068
4	14	A	Scott GRANT		BMW E36 M3	15:41.601	14	12.622	87.91	1:06.020
5	11	A	Mark GRADY		BMW	15:52.321	14	23.342	86.92	1:06.225
6	35	B	Giovanni di GENNARO		BMW E30 M3	15:58.347	14	29.368	86.38	1:07.016
7	30	B	Richard MALLINSON		BMW E30 M3	16:05.876	14	36.897	85.70	1:07.868
8	6	A	Colin WHITMORE		BMW	16:06.992	14	38.013	85.60	1:07.647
9	17	A	Paul WINTER		BMW M3 Evo	16:08.815	14	39.836	85.44	1:07.565
10	21	B	John WILLCOCKS		BMW E30 M3	16:09.119	14	40.140	85.42	1:07.437
11	15	A	Nicky LEVENTIS		BMW E36 M3	16:37.785	14	1:08.806	82.96	1:09.080
12	22	B	Evelyne BYANIC		BMW	16:39.105	14	1:10.126	82.85	1:09.698
13	36	C	Matt SELDON		BMW 325 E30	16:40.339	14	1:11.360	82.75	1:09.602
14	44	C	James PERROTT		BMW 325i	15:33.754	13	1 LAP	82.33	1:09.957
15	41	C	Stuart LAWS		BMW 325 E30	15:50.201	13	1 LAP	80.91	1:11.337
16	4	A	Brian JORDAN		BMW M5	16:00.034	13	1 LAP	80.08	1:11.918
17	50	D	Lea SANDY		BMW E30 325i	16:13.636	13	1 LAP	78.96	1:13.174
18	46	D	Paul MOLONEY		BMW 325i	16:31.980	13	1 LAP	77.50	1:14.148
19	82	E	Simon LAMBERT		BMW	16:42.590	13	1 LAP	76.68	1:15.056
20	57	E	George HAYNES		BMW 320	15:34.781	12	2 LAPS	75.93	1:16.013
21	58	E	Andrew PARTRIDGE		BMW 320	15:36.269	12	2 LAPS	75.81	1:15.558
22	47	E	Chris BRINKLEY		BMW 320	15:57.951	12	2 LAPS	74.09	1:17.581
23	88	E	Adrian BEARD		BMW	15:59.038	12	2 LAPS	74.01	1:17.197
24	49	D	Stuart CHUBB		BMW 325i Sport	16:22.123	12	2 LAPS	72.27	1:16.836
25	62	E	Richard CORMODE		BMW 320	16:25.797	12	2 LAPS	72.00	1:19.325
26	97	E	Nigel BRITAIN		BMW 318	16:34.884	12	2 LAPS	71.34	1:19.642

NOT CLASSIFIED

12	A	Mikael WALTERS		BMW E30 M3	14:02.009	12	D.N.F.	84.30	1:08.436
42	C	Ian CRISP		BMW 325	9:06.672	7	D.N.F.	75.87	1:12.029

FASTEST LAP

3	A	Peter SELDON		BMW E36	1:05.068	9	90.68mph	145.93kph
35	B	Giovanni di GENNARO		BMW E30 M3	1:07.016	7	88.04mph	141.69kph
36	C	Matt SELDON		BMW 325 E30	1:09.602	11	84.77mph	136.42kph
50	D	Lea SANDY		BMW E30 325i	1:13.174	6	80.63mph	129.76kph
82	E	Simon LAMBERT		BMW	1:15.056	12	78.61mph	126.51kph

Weather/Track - Cloudy/Dry

These results are provisional until the conclusion of any judicial and technical matters.

Silverstone
Circuit Length = 1.6390 miles.
Start: 14:03 End: 14:19

Clerk of Course:	Stewards:	Timekeeper:
------------------	-----------	-------------

Kumho BMW Championship

LAP CHART

Lap 1			Lap 2			Lap 3			Lap 4			Lap 5		
No	Behind	Laptime	No	Behind	Laptime	No	Behind	Laptime	No	Behind	Laptime	No	Behind	Laptime
1		1:14.033	1		1:05.866	1		1:06.082	1		1:05.624	1		1:05.572
3	0.837	1:14.870	2	1.487	1:06.313	2	1.189	1:05.784	2	0.675	1:05.110	2	0.543	1:05.440
2	1.040	1:15.073	3	2.350	1:07.379	3	2.576	1:06.308	3	2.743	1:05.791	3	3.877	1:06.706
14	2.089	1:16.122	14	3.013	1:06.790	14	3.386	1:06.455	14	4.428	1:06.666	97	1 LAP	1:21.428
11	3.661	1:17.694	11	4.330	1:06.535	11	4.832	1:06.584	11	5.610	1:06.402	14	4.876	1:06.020
35	4.613	1:18.646	35	5.799	1:07.052	35	7.075	1:07.358	35	8.877	1:07.426	62	1 LAP	1:20.324
30	5.121	1:19.154	30	7.333	1:08.078	17	9.344	1:07.984	30	12.069	1:07.899	11	6.263	1:06.225
17	5.324	1:19.357	17	7.442	1:07.984	30	9.794	1:08.543	6	13.050	1:07.946	49	1 LAP	1:19.464
6	5.614	1:19.647	6	8.286	1:08.538	6	10.728	1:08.524	17	14.209	1:10.489	35	10.356	1:07.051
21	6.371	1:20.404	21	8.974	1:08.469	21	11.119	1:08.227	21	14.511	1:09.016	30	14.549	1:08.052
22	8.121	1:22.154	22	13.246	1:10.991	12	16.453	1:09.153	12	19.660	1:08.831	6	15.588	1:08.110
36	8.501	1:22.534	12	13.382	1:10.566	22	18.709	1:11.545	22	23.980	1:10.895	17	16.480	1:07.843
12	8.682	1:22.715	36	13.773	1:11.138	36	18.874	1:11.183	36	24.041	1:10.791	21	16.856	1:07.917
44	10.281	1:24.314	44	15.906	1:11.491	44	20.885	1:11.061	44	25.505	1:10.244	12	22.604	1:08.516
41	10.788	1:24.821	41	16.616	1:11.694	41	21.871	1:11.337	41	27.983	1:11.736	22	28.476	1:10.068
15	11.541	1:25.574	15	17.318	1:11.643	15	22.120	1:10.884	4	32.139	1:12.894	36	28.780	1:10.311
4	12.321	1:26.354	4	18.741	1:12.286	4	24.869	1:12.210	50	37.344	1:13.714	44	30.387	1:10.454
50	13.832	1:27.865	50	21.484	1:13.518	50	29.254	1:13.852	42	38.139	1:13.042	15	33.382	2:22.458
46	15.451	1:29.484	42	23.901	1:13.946	42	30.721	1:12.902	46	42.770	1:14.888	41	34.223	1:11.812
42	15.821	1:29.854	46	24.943	1:15.358	46	33.506	1:14.645	57	48.433	1:16.013	4	38.936	1:12.369
57	17.471	1:31.504	57	27.876	1:16.271	57	38.044	1:16.250	82	48.594	1:15.495	42	44.596	1:12.029
82	18.659	1:32.692	82	28.761	1:15.968	82	38.723	1:16.044	58	53.010	1:16.754	50	45.248	1:13.476
49	19.263	1:33.296	58	31.084	1:17.117	58	41.880	1:16.878	88	59.222	1:19.085	46	51.822	1:14.624
58	19.833	1:33.866	47	32.778	1:17.911	47	44.688	1:17.992	47	1:00.036	1:20.972	82	59.476	1:16.454
47	20.733	1:34.766	88	33.713	1:18.616	88	45.761	1:18.130				57	59.699	1:16.838
88	20.963	1:34.996	49	40.245	1:26.848	97	54.498	1:20.151				58	1:03.616	1:16.178
62	23.537	1:37.570	97	40.429	1:22.039	62	56.269	1:21.826						
97	24.256	1:38.289	62	40.525	1:22.854	49	58.190	1:24.027						

Kumho BMW Championship LAP CHART

(contd.)

Lap 6			Lap 7			Lap 8			Lap 9			Lap 10		
No	Behind	Laptime	No	Behind	Laptime	No	Behind	Laptime	No	Behind	Laptime	No	Behind	Laptime
1		1:05.647	1		1:05.837	1		1:05.752	1		1:05.485	1		1:06.140
2	0.608	1:05.712	2	0.349	1:05.578	2	0.931	1:06.334	2	0.813	1:05.367	62	2 LAPS	1:20.240
3	4.632	1:06.402	82	1 LAP	1:16.115	46	1 LAP	1:15.009	50	1 LAP	1:14.495	2	0.866	1:06.193
14	5.566	1:06.337	3	4.478	1:05.683	3	4.743	1:06.017	3	4.326	1:05.068	4	1 LAP	1:14.381
88	1 LAP	1:18.736	57	1 LAP	1:17.213	14	6.372	1:06.308	14	7.538	1:06.651	3	3.484	1:05.298
47	1 LAP	1:17.927	14	5.816	1:06.087	11	9.638	1:07.217	11	11.286	1:07.133	97	2 LAPS	1:23.612
11	7.324	1:06.708	11	8.173	1:06.686	42	1 LAP	1:32.364P	46	1 LAP	1:16.083	49	2 LAPS	1:20.339
35	12.759	1:08.050	58	1 LAP	1:16.879	82	1 LAP	1:15.589	35	18.044	1:07.482	14	8.143	1:06.745
30	16.943	1:08.041	35	13.938	1:07.016	35	16.047	1:07.861	30	23.937	1:07.970	50	1 LAP	1:14.212
97	1 LAP	1:19.740	47	1 LAP	1:17.581	57	1 LAP	1:17.153	82	1 LAP	1:15.717	11	12.597	1:07.451
6	18.880	1:08.939	30	18.974	1:07.868	58	1 LAP	1:15.894	6	26.121	1:08.197	35	19.609	1:07.705
17	19.802	1:08.969	88	1 LAP	1:18.814	30	21.452	1:08.230	21	27.605	1:07.929	46	1 LAP	1:15.421
21	20.285	1:09.076	6	21.108	1:08.065	6	23.409	1:08.053	17	27.721	1:08.945	30	26.261	1:08.464
62	1 LAP	1:21.765	17	21.709	1:07.744	17	24.261	1:08.304	57	1 LAP	1:16.841	6	28.324	1:08.343
49	1 LAP	1:21.414	21	22.651	1:08.203	21	25.161	1:08.262	58	1 LAP	1:16.230	17	30.509	1:08.928
12	25.393	1:08.436	12	29.146	1:09.590	47	1 LAP	1:18.020	12	35.380	1:08.575	21	30.794	1:09.329
22	32.886	1:10.057	97	1 LAP	1:21.053	12	32.290	1:08.896	47	1 LAP	1:19.181	82	1 LAP	1:16.091
36	32.948	1:09.815	49	1 LAP	1:18.184	88	1 LAP	1:19.129	88	1 LAP	1:17.884	57	1 LAP	1:16.750
44	35.346	1:10.606	62	1 LAP	1:20.421	22	42.417	1:10.900	22	46.630	1:09.698	12	38.878	1:09.638
15	37.251	1:09.516	22	37.269	1:10.220	36	42.855	1:10.997	36	47.220	1:09.850	58	1 LAP	1:15.558
41	40.412	1:11.836	36	37.610	1:10.499	44	44.669	1:10.955	15	49.495	1:09.282	22	50.892	1:10.402
4	45.393	1:12.104	44	39.466	1:09.957	15	45.698	1:10.264	44	50.169	1:10.985	36	51.291	1:10.211
42	51.484	1:12.535	15	41.186	1:09.772	62	1 LAP	1:21.545	41	1:00.927	1:13.709	15	52.871	1:09.516
50	52.775	1:13.174	41	46.297	1:11.722	97	1 LAP	1:23.645				44	54.322	1:10.293
46	1:00.956	1:14.781	4	51.605	1:12.049	41	52.703	1:12.158				47	1 LAP	1:18.405
			50	1:01.064	1:14.126	49	1 LAP	1:26.758				88	1 LAP	1:19.040
						4	58.891	1:13.038						

Kumho BMW Championship

LAP CHART


(contd.)

Lap 11			Lap 12			Lap 13			Lap 14			Lap 15		
No	Behind	Laptime	No	Behind	Laptime	No	Behind	Laptime	No	Behind	Laptime	No	Behind	Laptime
1		1:05.988	1		1:05.508	1		1:05.310	1		1:06.135			
2	0.624	1:05.746	2	0.614	1:05.498	2	1.112	1:05.808	2	0.811	1:05.834			
41	1 LAP	1:12.554	3	2.787	1:05.204	3	2.851	1:05.374	3	2.198	1:05.482			
3	3.091	1:05.595	47	2 LAPS	1:18.862	14	11.744	1:06.820	44	1 LAP	1:12.116			
4	1 LAP	1:12.905	88	2 LAPS	1:18.498	41	1 LAP	1:11.974	57	2 LAPS	1:16.311			
14	8.745	1:06.590	41	1 LAP	1:12.353	47	2 LAPS	1:18.016	58	2 LAPS	1:17.223			
62	2 LAPS	1:19.434	14	10.234	1:06.997	88	2 LAPS	1:17.197	14	12.622	1:07.013			
11	14.869	1:08.260	4	1 LAP	1:11.918	11	21.337	1:08.096	41	1 LAP	1:12.495			
49	2 LAPS	1:19.261	11	18.551	1:09.190	4	1 LAP	1:14.185	11	23.342	1:08.140			
97	2 LAPS	1:22.202	35	23.994	1:08.257	35	26.491	1:07.807	47	2 LAPS	1:18.318			
50	1 LAP	1:14.312	62	2 LAPS	1:19.325	30	34.253	1:08.297	35	29.368	1:09.012			
35	21.245	1:07.624	49	2 LAPS	1:16.836	6	36.501	1:08.079	88	2 LAPS	1:18.913			
30	28.455	1:08.182	50	1 LAP	1:13.787	50	1 LAP	1:13.558	4	1 LAP	1:13.341			
6	30.762	1:08.426	30	31.266	1:08.319	17	37.696	1:07.565	30	36.897	1:08.779			
17	33.199	1:08.678	6	33.732	1:08.478	21	38.240	1:07.437	6	38.013	1:07.647			
21	33.627	1:08.821	17	35.441	1:07.750	49	2 LAPS	1:17.808	17	39.836	1:08.275			
46	1 LAP	1:17.211	97	2 LAPS	1:20.856	62	2 LAPS	1:20.611	21	40.140	1:08.035			
12	41.434	1:08.544	21	36.113	1:07.994	97	2 LAPS	1:19.642	50	1 LAP	1:13.547			
82	1 LAP	1:15.898	46	1 LAP	1:14.403	46	1 LAP	1:14.148	49	2 LAPS	1:17.888			
57	1 LAP	1:16.686	12	44.475	1:08.549	82	1 LAP	1:15.056	62	2 LAPS	1:19.882			
58	1 LAP	1:16.901	82	1 LAP	1:15.485	22	1:04.890	1:10.613	46	1 LAP	1:15.925			
22	54.689	1:09.785	22	59.587	1:10.406	15	1:04.936	1:09.561	97	2 LAPS	1:22.227			
36	54.905	1:09.602	36	1:00.494	1:11.097	36	1:05.656	1:10.472	15	1:08.806	1:10.005			
15	55.963	1:09.080	15	1:00.685	1:10.230				22	1:10.126	1:11.371			
44	59.203	1:10.869	57	1 LAP	1:16.951				36	1:11.360	1:11.839			
			58	1 LAP	1:16.791				82	1 LAP	1:15.986			
			44	1:04.104	1:10.409									

Kumho BMW Championship

GRID - Race 8

ROW 14	1:19.642	97	BRITTAIN	1:12.029	42	CRISP
ROW 13	1:16.836	49	CHUBB	1:19.325	62	CORMODE
ROW 12	1:17.581	47	BRINKLEY	1:17.197	88	BEARD
ROW 11	1:16.013	57	HAYNES	1:15.558	58	PARTRIDGE
ROW 10	1:15.056	82	LAMBERT	1:08.436	12	WALTERS
ROW 9	1:13.174	50	SANDY	1:14.148	46	MOLONEY
ROW 8	1:11.337	41	LAWS	1:11.918	4	JORDAN
ROW 7	1:09.602	36	SELDON	1:09.957	44	PERROTT
ROW 6	1:09.080	15	LEVENTIS	1:09.698	22	BYANIC
ROW 5	1:07.565	17	WINTER	1:07.437	21	WILLCOCKS
ROW 4	1:07.868	30	MALLINSON	1:07.647	6	WHITMORE
ROW 3	1:06.225	11	GRADY	1:07.016	35	GENNARO
ROW 2	1:05.068	3	SELDON	1:06.020	14	GRANT
ROW 1	1:05.310	1	BELL	1:05.110	2	KERRY
POLE						



Weather/Track - Cloudy/Dry
These results are provisional until the conclusion of any judicial and technical matters.

Silverstone
 Circuit Length = 1.6390 miles.
 Start: 14:03 End: 14:19

Clerk of Course:	Stewards:	Timekeeper:
------------------	-----------	-------------

Caterham Graduate Championship - Super Graduate

RACE RESULT - Race 4

POS	NO	CL	NAME	NAT	ENTRY	TIME	LAPS	GAP	MPH	BEST
1	53		Matthew GILLBANKS		Caterham	20:05.073	17		83.38	1:09.300
2	77		Keith CHANTER		Caterham	20:06.549	17	1.476	83.28	1:09.194
3	70		Paul MANYWEATHERS		Caterham	20:06.602	17	1.529	83.27	1:08.727
4	56		Rory YOUNG		Caterham	20:06.761	17	1.688	83.26	1:09.666
5	69		Andy MOLSON		Caterham	20:06.910	17	1.837	83.25	1:09.526
6	66		Jamie ELLWOOD		Caterham	20:06.976	17	1.903	83.25	1:09.973
7	79		Sean SOUTHWOOD		Caterham	20:17.253	17	12.180	82.54	1:09.672
8	62		James WEEDON		Caterham	20:17.711	17	12.638	82.51	1:09.560
9	87		Jamie BASHALL		Caterham	20:17.809	17	12.736	82.51	1:09.982
10	90		Andrew ENNIS		Caterham	20:18.081	17	13.008	82.49	1:09.110
11	72		Toby BRIANT		Caterham	20:18.364	17	13.291	82.47	1:09.434
12	95		Chris ROME		Caterham	20:18.971	17	13.898	82.43	1:09.530
13	67		Martin GOSS		Caterham	20:19.050	17	13.977	82.42	1:09.954
14	91		Charles ELLIOTT		Caterham	20:22.164	17	17.091	82.21	1:10.650
15	78		Simon FLETCHER		Caterham	20:32.381	17	27.308	81.53	1:10.742
16	74		David JONES		Caterham	20:38.452	17	33.379	81.13	1:10.668
17	68		Mark HEYWOOD		Caterham	20:38.723	17	33.650	81.11	1:10.482
18	82		Adam WARREN		Caterham	20:38.851	17	33.778	81.11	1:11.367
19	83		James SYKES		Caterham	20:39.431	17	34.358	81.07	1:10.688
20	63		John WATSON		Caterham	20:49.107	17	44.034	80.44	1:11.105
21	84		Alison FORMSTONE		Caterham	21:04.848	17	59.775	79.44	1:12.384
22	64		Mark THOMPSON		Caterham	21:04.960	17	59.887	79.43	1:12.616
23	94		Nigel RICHARDS		Caterham	20:38.341	16	1 LAP	76.37	1:12.926
NOT CLASSIFIED										
81	Edward BENSON		Caterham			3:46.927	3	D.N.F.	78.78	1:10.864
58	Simon POWELL		Caterham				0	D.N.F.	N/A	
65	Benjamin STURGES		Caterham				0	D.N.F.	N/A	
89	Dan WHILEY		Caterham				0	D.N.F.	N/A	
FASTEST LAP										
70	Paul MANYWEATHERS		Caterham			1:08.727	7	85.85mph	138.16kph	

Weather/Track - Cloudy/Dry

These results are provisional until the conclusion of any judicial and technical matters.

Silverstone
Circuit Length = 1.6390 miles.
Start: 14:30 End: 14:50

Clerk of Course:	Stewards:	Timekeeper:
------------------	-----------	-------------

Caterham Graduate Championship - Super Graduate

LAP CHART

Lap 1			Lap 2			Lap 3			Lap 4			Lap 5		
No	Behind	Laptime	No	Behind	Laptime	No	Behind	Laptime	No	Behind	Laptime	No	Behind	Laptime
66		1:18.730	66		1:10.965	66		1:10.355	66		1:10.472	66		1:10.480
53	1.149	1:19.879	56	1.291	1:10.976	56	1.464	1:10.528	56	1.213	1:10.221	56	1.073	1:10.340
56	1.280	1:20.010	91	2.183	1:11.438	53	2.705	1:10.800	53	2.219	1:09.986	53	2.760	1:11.021
91	1.710	1:20.440	53	2.260	1:12.076	91	2.778	1:10.950	69	2.773	1:10.355	69	2.971	1:10.678
77	2.196	1:20.926	77	2.305	1:11.074	69	2.890	1:10.422	91	3.120	1:10.814	91	3.646	1:11.006
79	3.046	1:21.776	69	2.823	1:10.548	77	3.079	1:11.129	77	3.451	1:10.844	77	4.230	1:11.259
69	3.240	1:21.970	79	3.339	1:11.258	79	4.034	1:11.050	79	4.205	1:10.643	79	5.202	1:11.477
95	3.475	1:22.205	95	4.604	1:12.094	95	4.787	1:10.538	95	4.625	1:10.310	95	5.840	1:11.695
67	4.134	1:22.864	90	5.674	1:12.422	72	6.290	1:10.592	72	6.877	1:11.059	72	7.603	1:11.206
90	4.217	1:22.947	72	6.053	1:11.726	67	6.398	1:10.687	90	7.130	1:11.026	70	7.620	1:10.010
81	4.438	1:23.168	67	6.066	1:12.897	90	6.576	1:11.257	62	7.244	1:11.006	62	7.872	1:11.108
72	5.292	1:24.022	81	6.368	1:12.895	62	6.710	1:10.419	70	8.090	1:09.960	90	8.135	1:11.485
62	5.496	1:24.226	62	6.646	1:12.115	81	6.877	1:10.864	67	8.213	1:12.287	67	8.538	1:10.805
87	6.636	1:25.366	87	8.067	1:12.396	70	8.602	1:09.593	87	9.152	1:10.898	87	9.771	1:11.099
78	7.043	1:25.773	78	8.892	1:12.814	87	8.726	1:11.014	78	10.318	1:10.957	78	10.946	1:11.108
63	7.337	1:26.067	70	9.364	1:12.275	78	9.833	1:11.296	82	14.178	1:12.609	63	16.691	1:12.381
82	7.581	1:26.311	63	10.304	1:13.932	82	12.041	1:11.960	63	14.790	1:12.514	82	16.819	1:13.121
64	7.842	1:26.572	82	10.436	1:13.820	68	12.233	1:11.758	68	14.940	1:13.179	74	17.198	1:12.404
70	8.054	1:26.784	68	10.830	1:13.109	63	12.748	1:12.799	74	15.274	1:12.213	68	17.650	1:13.190
68	8.686	1:27.416	64	11.098	1:14.221	74	13.533	1:11.701	64	15.900	1:12.729	64	18.380	1:12.960
74	9.244	1:27.974	74	12.187	1:13.908	64	13.643	1:12.900	83	17.073	1:12.049	83	18.496	1:11.903
84	10.756	1:29.486	83	14.552	1:14.088	83	15.496	1:11.299	84	24.070	1:14.617	84	28.312	1:14.722
83	11.429	1:30.159	84	16.457	1:16.666	84	19.925	1:13.823	94	35.765	1:15.953	94	39.799	1:14.514
94	18.656	1:37.386	94	24.882	1:17.191	94	30.284	1:15.757						

Caterham Graduate Championship - Super Graduate LAP CHART

(contd.)

Lap 6			Lap 7			Lap 8			Lap 9			Lap 10		
No	Behind	Laptime	No	Behind	Laptime	No	Behind	Laptime	No	Behind	Laptime	No	Behind	Laptime
66		1:10.432	66		1:09.973	66		1:10.039	66		1:10.017	66		1:10.595
56	0.307	1:09.666	56	0.211	1:09.877	56	0.463	1:10.291	56	0.242	1:09.796	56	0.398	1:10.751
53	1.764	1:09.436	53	1.154	1:09.363	53	1.327	1:10.212	53	1.362	1:10.052	69	1.082	1:10.196
69	2.250	1:09.711	69	1.975	1:09.698	69	1.462	1:09.526	69	1.481	1:10.036	53	1.317	1:10.550
77	4.208	1:10.410	77	4.174	1:09.939	77	4.351	1:10.216	70	4.243	1:09.271	70	3.809	1:10.161
91	4.272	1:11.058	91	4.949	1:10.650	70	4.989	1:09.453	77	4.414	1:10.080	77	4.643	1:10.824
79	5.289	1:10.519	79	4.988	1:09.672	79	5.846	1:10.897	79	6.660	1:10.831	72	6.858	1:10.546
95	5.878	1:10.470	95	5.435	1:09.530	91	6.125	1:11.215	72	6.907	1:10.399	79	7.315	1:11.250
70	6.821	1:09.633	70	5.575	1:08.727	95	6.239	1:10.843	91	7.199	1:11.091	62	7.704	1:10.338
72	7.329	1:10.158	72	6.790	1:09.434	72	6.525	1:09.774	90	7.465	1:10.790	90	7.985	1:11.115
90	7.850	1:10.147	90	7.621	1:09.744	90	6.692	1:09.110	95	7.693	1:11.471	91	8.610	1:12.006
62	8.046	1:10.606	62	8.034	1:09.961	62	7.555	1:09.560	62	7.961	1:10.423	95	8.672	1:11.574
67	8.721	1:10.615	67	8.702	1:09.954	67	9.473	1:10.810	87	10.392	1:10.652	87	10.203	1:10.406
87	9.510	1:10.171	87	9.594	1:10.057	87	9.757	1:10.202	67	10.587	1:11.131	67	10.991	1:10.999
78	11.256	1:10.742	78	12.314	1:11.031	82	21.894	1:11.367	78	15.485	2:23.227	78	16.652	1:11.762
63	17.919	1:11.660	74	20.198	1:11.415	68	22.274	1:11.498	74	23.517	2:23.375	74	24.575	1:11.653
82	18.588	1:12.201	63	20.444	1:12.498	63	22.449	1:12.044	82	23.677	1:11.800	68	24.697	1:11.078
74	18.756	1:11.990	82	20.566	1:11.951	83	22.709	1:11.222	68	24.214	1:11.957	82	24.825	1:11.743
68	20.306	1:13.088	68	20.815	1:10.482	64	36.009	1:12.920	63	24.367	1:11.935	63	25.414	1:11.642
83	20.811	1:12.747	83	21.526	1:10.688	84	36.361	1:12.595	83	24.551	1:11.859	83	25.841	1:11.885
64	30.241	1:22.293	64	33.128	1:12.860	94	52.795	1:14.273	64	39.621	1:13.629	84	42.400	1:13.160
84	31.162	1:13.282	84	33.805	1:12.616				84	39.835	1:13.491	64	42.484	1:13.458
94	44.052	1:14.685	94	48.561	1:14.482				94	57.584	1:14.806	94	1:00.918	1:13.929

Caterham Graduate Championship - Super Graduate LAP CHART

(contd.)

Lap 11			Lap 12			Lap 13			Lap 14			Lap 15		
No	Behind	Laptime	No	Behind	Laptime	No	Behind	Laptime	No	Behind	Laptime	No	Behind	Laptime
66		1:10.068	56		1:09.953	66		1:10.299	66		1:10.869	56		1:10.220
56	0.252	1:09.922	66	0.061	1:10.266	56	0.083	1:10.443	56	0.151	1:10.937	66	0.143	1:10.514
53	0.549	1:09.300	53	0.556	1:10.212	53	0.370	1:10.174	70	0.674	1:09.660	70	0.212	1:09.909
69	0.728	1:09.714	69	0.678	1:10.155	69	0.540	1:10.222	69	0.767	1:11.096	53	0.606	1:10.172
70	3.739	1:09.998	70	3.111	1:09.577	70	1.883	1:09.132	53	0.805	1:11.304	77	0.797	1:09.742
77	4.511	1:09.936	77	3.741	1:09.435	77	3.101	1:09.720	77	1.426	1:09.194	69	2.133	1:11.737
72	7.479	1:10.689	90	8.861	1:11.230	79	10.569	1:11.656	72	10.396	1:10.629	79	10.770	1:10.678
62	7.704	1:10.068	62	8.884	1:11.385	72	10.636	1:12.059	79	10.463	1:10.763	72	10.828	1:10.803
90	7.836	1:09.919	72	8.937	1:11.663	62	10.985	1:12.461	90	10.720	1:10.466	90	11.284	1:10.935
79	7.968	1:10.721	79	9.273	1:11.510	90	11.123	1:12.622	62	10.992	1:10.876	62	11.410	1:10.789
95	8.893	1:10.289	95	9.428	1:10.740	87	11.118	1:10.460	87	11.604	1:11.355	95	11.681	1:10.283
91	9.935	1:11.393	91	10.803	1:11.073	95	11.627	1:12.559	95	11.769	1:11.011	87	11.886	1:10.653
87	10.117	1:09.982	87	11.018	1:11.106	67	11.988	1:10.739	67	12.121	1:11.002	67	12.700	1:10.950
67	11.357	1:10.434	94	1 LAP	1:30.467	91	15.986	1:15.543	91	15.985	1:10.868	91	16.501	1:10.887
78	18.504	1:11.920	67	11.609	1:10.457	94	1 LAP	1:20.012	78	23.864	1:12.038	78	25.057	1:11.564
74	26.346	1:11.839	78	20.548	1:12.249	78	22.695	1:12.507	94	1 LAP	1:14.768	94	1 LAP	1:13.035
82	26.738	1:11.981	74	27.678	1:11.537	74	29.580	1:12.262	83	30.340	1:10.820	68	31.437	1:10.785
68	26.876	1:12.247	68	27.798	1:11.127	82	29.822	1:11.957	82	30.557	1:11.604	82	31.643	1:11.457
83	27.350	1:11.577	82	28.225	1:11.692	68	30.273	1:12.835	68	31.023	1:11.619	74	32.683	1:11.451
63	27.613	1:12.267	63	28.856	1:11.448	83	30.389	1:11.858	63	31.417	1:11.105	83	33.596	1:13.627
84	45.345	1:13.013	83	28.891	1:11.746	63	31.181	1:12.685	74	31.603	1:12.892	63	33.938	1:12.892
64	45.600	1:13.184	64	48.335	1:12.940	84	50.808	1:12.384	64	52.568	1:12.616	64	55.318	1:13.121
			84	48.784	1:13.644	64	50.821	1:12.846	84	52.772	1:12.833	84	55.554	1:13.153

Caterham Graduate Championship - Super Graduate LAP CHART

(contd.)

Lap 16			Lap 17			Lap 18			Lap 19			Lap 20		
No	Behind	Laptime	No	Behind	Laptime	No	Behind	Laptime	No	Behind	Laptime	No	Behind	Laptime
70		1:09.763	53		1:10.821									
56	0.020	1:09.995	77	1.476	1:11.986									
66	0.208	1:10.040	70	1.529	1:12.696									
53	0.346	1:09.715	56	1.688	1:12.835									
77	0.657	1:09.835	69	1.837	1:10.610									
69	2.394	1:10.236	66	1.903	1:12.862									
62	12.371	1:10.936	79	12.180	1:10.090									
90	12.521	1:11.212	62	12.638	1:11.434									
87	12.667	1:10.756	87	12.736	1:11.236									
79	13.257	1:12.462	90	13.008	1:11.654									
67	13.288	1:10.563	72	13.291	1:10.789									
72	13.669	1:12.816	95	13.898	1:11.127									
95	13.938	1:12.232	67	13.977	1:11.856									
91	17.381	1:10.855	91	17.091	1:10.877									
78	26.816	1:11.734	78	27.308	1:11.659									
94	1 LAP	1:12.926	94	1 LAP	1:14.157									
68	33.164	1:11.702	74	33.379	1:10.668									
82	33.480	1:11.812	68	33.650	1:11.653									
74	33.878	1:11.170	82	33.778	1:11.465									
83	34.808	1:11.187	83	34.358	1:10.717									
63	43.348	1:19.385	63	44.034	1:11.853									
64	58.161	1:12.818	84	59.775	1:12.530									
84	58.412	1:12.833	64	59.887	1:12.893									

Milltek Sport BMW Challenge Series

RACE RESULT - Race 5

POS	NO	CL	NAME	NAT	ENTRY	TIME	LAPS	GAP	MPH	BEST
1	4		Alan WILEMAN		BMW 320	17:42.371	14		77.92	1:13.872
2	32		Simon LAMBERT		BMW 320	17:45.847	14	3.476	77.66	1:14.852
3	5		Jeremy CLARK		BMW 318	17:51.919	14	9.548	77.22	1:14.868
4	82		Craig JAMIESON		BMW 320	17:57.427	14	15.056	76.83	1:14.581
5	64		Martin DOWER		BMW 320	17:57.932	14	15.561	76.79	1:15.206
6	22		Liam CRILLY		BMW 318	18:03.004	14	20.633	76.43	1:15.604
7	72		Andy BAILEY		BMW	18:04.750	14	22.379	76.31	1:15.350
8	50		Andrew PARTRIDGE		BMW 320	18:05.773	14	23.402	76.24	1:15.627
9	71		Mike BUTLER		BMW 320	18:14.692	14	32.321	75.62	1:16.335
10	65		James KNIGHT		BMW 320	18:16.419	14	34.048	75.50	1:16.475
11	61		John THORNE		BMW	18:20.501	14	38.130	75.22	1:16.276
12	73		Dave MULLENDER		BMW 320	18:21.641	14	39.270	75.14	1:16.184
13	90		Guy LLOYD		BMW 320	18:22.847	14	40.476	75.06	1:16.401
14	88		Adrian BEARD		BMW 320	18:32.575	14	50.204	74.40	1:17.199
15	41		Chris BRINKLEY		BMW 320	18:38.044	14	55.673	74.04	1:17.082
16	62		Richard CORMODE		BMW 320	18:44.965	14	1:02.594	73.58	1:18.060
17	55		Alan STUART		BMW 320	18:49.839	14	1:07.468	73.26	1:18.476
18	75		Steve LONGWORTH		BMW 318	18:55.195	14	1:12.824	72.92	1:19.015
19	79		Michael KIDMAN		BMW 318	18:55.954	14	1:13.583	72.87	1:19.253
20	21		Andrew BUSBY		BMW 318i	18:55.894	13	1 LAP	67.68	1:16.177
NOT CLASSIFIED										
57	E		George HAYNES		BMW 320	12:17.039	9	D.N.F.	72.28	1:16.082
44			Paul MURPHY		BMW 320	8:49.548	6	D.N.F.	67.18	1:24.829
FASTEST LAP										
4			Alan WILEMAN		BMW 320	1:13.872	7	79.87mph		128.54kph
57	E		George HAYNES		BMW 320	1:16.082	5	77.55mph		124.80kph

Weather/Track - Cloudy/Dry
 These results are provisional until the conclusion of any judicial and technical matters.

Silverstone
 Circuit Length = 1.6390 miles.
 Start: 15:12 End: 15:30

Clerk of Course:	Stewards:	Timekeeper:
------------------	-----------	-------------

Milltek Sport BMW Challenge Series

LAP CHART

Lap 1			Lap 2			Lap 3			Lap 4			Lap 5		
No	Behind	Laptime	No	Behind	Laptime	No	Behind	Laptime	No	Behind	Laptime	No	Behind	Laptime
32		1:26.496	32		1:16.071	82		1:15.529	82		1:14.891	82		1:14.581
82	0.350	1:26.846	82	0.228	1:15.949	32	0.818	1:16.575	32	1.081	1:15.154	32	1.352	1:14.852
5	1.623	1:28.119	5	0.970	1:15.418	5	1.212	1:15.999	5	1.467	1:15.146	5	1.754	1:14.868
22	2.900	1:29.396	22	3.654	1:16.825	4	3.558	1:15.528	4	3.176	1:14.509	4	2.815	1:14.220
4	3.004	1:29.500	4	3.787	1:16.854	22	5.305	1:17.408	57	6.995	1:16.474	64	8.404	1:15.496
57	4.134	1:30.630	57	4.168	1:16.105	57	5.412	1:17.001	22	7.172	1:16.758	57	8.496	1:16.082
71	5.226	1:31.722	21	1 LAP	2:49.494P	50	6.798	1:16.123	64	7.489	1:15.303	22	8.972	1:16.381
50	5.402	1:31.898	71	5.973	1:16.818	64	7.077	1:15.206	50	7.975	1:16.068	50	9.311	1:15.917
41	6.505	1:33.001	50	6.432	1:17.101	71	8.108	1:17.892	71	10.049	1:16.832	71	13.680	1:18.212
64	6.564	1:33.060	64	7.628	1:17.135	61	11.355	1:17.471	72	12.927	1:15.994	72	14.416	1:16.070
61	6.948	1:33.444	61	9.641	1:18.764	72	11.824	1:16.950	65	14.042	1:16.719	65	16.200	1:16.739
90	7.581	1:34.077	88	10.249	1:18.518	65	12.214	1:16.987	61	14.180	1:17.716	61	17.395	1:17.796
88	7.802	1:34.298	90	10.589	1:19.079	88	13.167	1:18.675	41	15.878	1:17.464	41	18.667	1:17.370
73	7.976	1:34.472	72	10.631	1:18.433	41	13.305	1:17.647	90	16.359	1:17.058	90	19.311	1:17.533
72	8.269	1:34.765	65	10.984	1:18.418	73	13.479	1:17.796	73	16.734	1:18.146	73	19.741	1:17.588
65	8.637	1:35.133	41	11.415	1:20.981	90	14.192	1:19.360	88	17.218	1:18.942	88	19.836	1:17.199
55	9.895	1:36.391	73	11.440	1:19.535	55	16.227	1:18.476	55	20.439	1:19.103	55	25.391	1:19.533
79	10.260	1:36.756	55	13.508	1:19.684	79	18.736	1:19.951	75	24.455	1:20.489	75	29.376	1:19.502
75	10.545	1:37.041	79	14.542	1:20.353	75	18.857	1:19.492	62	25.054	1:20.322	62	29.764	1:19.291
62	10.667	1:37.163	75	15.122	1:20.648	62	19.623	1:19.823	79	25.468	1:21.623	79	31.078	1:20.191
44	13.354	1:39.850	62	15.557	1:20.961	44	33.716	1:26.279	44	45.547	1:26.722	44	56.923	1:25.957
			44	23.194	1:25.911	21	1 LAP	2:00.806	21	1 LAP	1:18.941	21	1 LAP	1:16.960

Milltek Sport BMW Challenge Series

LAP CHART

(contd.)

Lap 6			Lap 7			Lap 8			Lap 9			Lap 10		
No	Behind	Laptime	No	Behind	Laptime	No	Behind	Laptime	No	Behind	Laptime	No	Behind	Laptime
82		1:15.032	82		1:14.865	4		1:14.663	4		1:14.399	4		1:14.504
32	1.227	1:14.907	4	1.031	1:13.872	32	1.117	1:15.055	32	1.921	1:15.203	32	2.450	1:15.033
4	2.024	1:14.241	32	1.756	1:15.394	5	3.282	1:15.984	5	4.494	1:15.611	5	6.149	1:16.159
5	2.063	1:15.341	5	2.992	1:15.794	82	8.395	1:24.089	82	11.284	1:17.288	82	12.105	1:15.325
64	9.356	1:15.984	64	9.935	1:15.444	64	10.089	1:15.848	64	11.886	1:16.196	64	12.632	1:15.250
22	10.281	1:16.341	22	11.020	1:15.604	22	11.291	1:15.965	22	13.549	1:16.657	22	15.114	1:16.069
57	10.706	1:17.242	57	11.999	1:16.158	50	13.049	1:16.634	50	14.277	1:15.627	50	18.169	1:18.396
50	11.087	1:16.808	50	12.109	1:15.887	57	15.400	1:19.095	72	18.767	1:16.053	72	20.373	1:16.110
72	15.706	1:16.322	72	16.580	1:15.739	72	17.113	1:16.227	71	21.653	1:16.829	71	23.984	1:16.835
71	16.321	1:17.673	71	17.791	1:16.335	71	19.223	1:17.126	65	23.752	1:16.739	65	25.723	1:16.475
65	18.145	1:16.977	65	20.217	1:16.937	65	21.412	1:16.889	61	27.631	1:17.361	61	30.570	1:17.443
61	19.697	1:17.334	61	22.190	1:17.358	61	24.669	1:18.173	41	29.341	1:17.484	73	32.020	1:16.318
41	21.627	1:17.992	41	23.844	1:17.082	41	26.256	1:18.106	73	30.206	1:17.435	41	32.451	1:17.614
73	21.821	1:17.112	73	24.228	1:17.272	73	27.170	1:18.636	90	31.058	1:18.055	90	33.093	1:16.539
90	22.282	1:18.003	90	24.815	1:17.398	90	27.402	1:18.281	88	32.140	1:18.290	88	35.820	1:18.184
88	22.426	1:17.622	88	25.532	1:17.971	88	28.249	1:18.411	55	45.251	1:21.014	62	49.348	1:18.588
55	29.924	1:19.565	55	34.112	1:19.053	55	38.636	1:20.218	62	45.264	1:19.589	55	50.291	1:19.544
62	33.435	1:18.703	62	37.239	1:18.669	62	40.074	1:18.529	75	47.691	1:20.287	75	53.490	1:20.303
75	33.869	1:19.525	75	38.019	1:19.015	75	41.803	1:19.478	57	49.253	1:48.252P	79	55.854	1:19.450
79	35.320	1:19.274	79	40.074	1:19.619	79	45.118	1:20.738	79	50.908	1:20.189	21	1 LAP	1:16.205
21	1 LAP	1:18.192	21	1 LAP	1:16.471	21	1 LAP	1:17.003	21	1 LAP	1:16.260			
44	1:06.720	1:24.829												

Milltek Sport BMW Challenge Series

LAP CHART

(contd.)

Lap 11			Lap 12			Lap 13			Lap 14			Lap 15		
No	Behind	Laptime	No	Behind	Laptime	No	Behind	Laptime	No	Behind	Laptime	No	Behind	Laptime
4		1:14.805	4		1:14.873	4		1:15.153	4		1:15.250			
32	2.835	1:15.190	32	3.294	1:15.332	32	3.477	1:15.336	32	3.476	1:15.249			
5	7.425	1:16.081	5	8.684	1:16.132	5	9.115	1:15.584	5	9.548	1:15.683			
82	12.818	1:15.518	82	13.699	1:15.754	82	14.038	1:15.492	82	15.056	1:16.268			
64	13.184	1:15.357	64	14.249	1:15.938	64	14.668	1:15.572	64	15.561	1:16.143			
22	16.629	1:16.320	22	18.154	1:16.398	22	19.522	1:16.521	22	20.633	1:16.361			
50	19.380	1:16.016	50	20.276	1:15.769	72	22.001	1:15.674	72	22.379	1:15.628			
72	20.918	1:15.350	72	21.480	1:15.435	50	22.408	1:17.285	50	23.402	1:16.244			
71	25.958	1:16.779	71	28.229	1:17.144	71	30.250	1:17.174	71	32.321	1:17.321			
65	28.765	1:17.847	65	30.931	1:17.039	65	32.682	1:16.904	65	34.048	1:16.616			
61	32.892	1:17.127	61	35.122	1:17.103	61	37.104	1:17.135	61	38.130	1:16.276			
73	35.231	1:18.016	73	36.762	1:16.404	73	37.793	1:16.184	73	39.270	1:16.727			
90	36.034	1:17.746	90	37.954	1:16.793	90	39.325	1:16.524	90	40.476	1:16.401			
88	40.068	1:19.053	88	43.544	1:18.349	88	46.935	1:18.544	88	50.204	1:18.519			
41	45.353	1:27.707	41	49.049	1:18.569	41	52.674	1:18.778	41	55.673	1:18.249			
62	53.100	1:18.557	62	56.287	1:18.060	62	59.638	1:18.504	62	1:02.594	1:18.206			
55	54.723	1:19.237	55	59.138	1:19.288	55	1:03.643	1:19.658	55	1:07.468	1:19.075			
75	57.791	1:19.106	75	1:02.102	1:19.184	75	1:08.418	1:21.469	75	1:12.824	1:19.656			
79	1:00.642	1:19.593	79	1:05.022	1:19.253	79	1:09.172	1:19.303	21	1 LAP	1:16.708			
21	1 LAP	1:16.263	21	1 LAP	1:16.414	21	1 LAP	1:16.177	79	1:13.583	1:19.661			

Dunlop Irish Supercar Championship

RACE RESULT - Race 6

POS	NO	CL	NAME	NAT	ENTRY	TIME	LAPS	GAP	MPH	BEST
1	27		Jonathan FIDLES		RT2000	19:46.689	18		89.64	1:04.951
2	3		Rod MCGOVERN		RT2000	20:00.082	18	13.393	88.64	1:05.383
3	6		Michael LEONARD JNR		RT2000	20:07.060	18	20.371	88.13	1:05.888
4	22		John FARBELLY		RT2000	20:09.234	18	22.545	87.97	1:05.710
5	50		George ROGERS		RT2000	19:50.121	17	1 LAP	84.43	1:07.737
NOT CLASSIFIED										
19			John WHELAN		RT2000	14:55.718	13	D.N.F.	85.83	1:05.054
87			Michael FITZGERALD		RT2000	15:17.771	13	D.N.F.	83.77	1:07.313
16			Kieran SANDS		RT2000	5:57.241	5	D.N.F.	83.07	1:08.569
7			Micheal HALVEY		RT2000	7:33.000	3	D.N.F.	39.46	2:43.231
41			Jj O'RIORDAN		RT2000	12:56.968	3	D.N.F.	23.00	4:50.101
34			David HALL		RT2000		0	D.N.F.	N/A	
FASTEST LAP										
27			Jonathan FIDLES		RT2000	1:04.951	4	90.84mph		146.19kph

Weather/Track - Cloudy/Dry

These results are provisional until the conclusion of any judicial and technical matters.

Silverstone
Circuit Length = 1.6390 miles.
Start: 15:44 End: 16:04

Clerk of Course:	Stewards:	Timekeeper:
------------------	-----------	-------------

Dunlop Irish Supercar Championship

LAP CHART

Lap 1			Lap 2			Lap 3			Lap 4			Lap 5		
No	Behind	Laptime	No	Behind	Laptime	No	Behind	Laptime	No	Behind	Laptime	No	Behind	Laptime
27		1:12.521	27		1:05.982	27		1:05.244	27		1:04.951	27		1:04.993
3	1.068	1:13.589	3	1.175	1:06.089	3	1.728	1:05.797	3	2.595	1:05.818	3	3.490	1:05.888
19	2.947	1:15.468	19	2.802	1:05.837	19	3.244	1:05.686	19	3.347	1:05.054	19	3.637	1:05.283
22	3.302	1:15.823	22	3.967	1:06.647	22	5.036	1:06.313	22	6.474	1:06.389	7	3 LAPS	2:43.231
6	3.565	1:16.086	6	4.208	1:06.625	6	5.350	1:06.386	6	6.738	1:06.339	22	8.785	1:07.304
16	4.829	1:17.350	16	7.416	1:08.569	16	11.254	1:09.082	87	15.395	1:07.338	6	9.093	1:07.348
87	8.960	1:21.481	87	10.939	1:07.961	87	13.008	1:07.313	16	15.835	1:09.532	87	18.333	1:07.931
50	17.834	1:30.355	50	21.924	1:10.072	50	26.235	1:09.555	50	30.527	1:09.243	16	23.550	1:12.708
			7	1 LAP	2:58.425P							50	34.602	1:09.068

Dunlop Irish Supercar Championship

LAP CHART

(contd.)

Lap 6			Lap 7			Lap 8			Lap 9			Lap 10		
No	Behind	Laptime	No	Behind	Laptime	No	Behind	Laptime	No	Behind	Laptime	No	Behind	Laptime
27		1:05.226	27		1:05.584	27		1:05.693	27		1:06.015	27		1:05.605
19	3.958	1:05.547	19	3.669	1:05.295	19	3.379	1:05.403	19	3.175	1:05.811	19	3.727	1:06.157
3	4.504	1:06.240	3	4.495	1:05.575	3	4.185	1:05.383	3	3.808	1:05.638	3	4.501	1:06.298
41	5 LAPS	6:46.338P	22	11.388	1:06.591	22	12.215	1:06.520	6	13.016	1:06.555	6	14.676	1:07.265
22	10.381	1:06.822	6	11.985	1:06.723	6	12.476	1:06.184	22	13.110	1:06.910	22	15.178	1:07.673
6	10.846	1:06.979	87	23.655	1:07.767	87	25.861	1:07.899	87	28.593	1:08.747	87	31.607	1:08.619
87	21.472	1:08.365	50	41.357	1:08.591	50	44.571	1:08.907	50	46.981	1:08.425	41	8 LAPS	4:50.101
50	38.350	1:08.974										50	49.113	1:07.737
7	3 LAPS	1:51.344P												

Dunlop Irish Supercar Championship

LAP CHART

(contd.)

Lap 11			Lap 12			Lap 13			Lap 14			Lap 15		
No	Behind	Laptime	No	Behind	Laptime	No	Behind	Laptime	No	Behind	Laptime	No	Behind	Laptime
27		1:05.155	27		1:05.390	27		1:05.417	27		1:05.603	27		1:05.690
19	4.340	1:05.768	19	4.536	1:05.586	3	7.284	1:06.925	3	8.184	1:06.503	3	9.541	1:07.047
3	5.121	1:05.775	3	5.776	1:06.045	6	17.178	1:06.387	6	17.976	1:06.401	6	18.628	1:06.342
6	15.409	1:05.888	6	16.208	1:06.189	22	18.367	1:07.255	22	19.888	1:07.124	22	20.892	1:06.694
22	16.209	1:06.186	22	16.529	1:05.710	19	37.942	1:38.823P	50	1:00.370	1:08.054	50	1:02.587	1:07.907
87	35.259	1:08.807	87	44.111	1:14.242	50	57.919	1:08.466						
41	8 LAPS	1:20.529P	50	54.870	1:08.017	87	59.995	1:21.301						
50	52.243	1:08.285												

Dunlop Irish Supercar Championship

LAP CHART

(contd.)

Lap 16			Lap 17			Lap 18			Lap 19			Lap 20		
No	Behind	Laptime	No	Behind	Laptime	No	Behind	Laptime	No	Behind	Laptime	No	Behind	Laptime
27		1:05.422	27		1:05.901	27		1:06.297						
3	11.113	1:06.994	50	1 LAP	1:09.766	50	1 LAP	1:08.699						
6	19.561	1:06.355	3	12.497	1:07.285	3	13.393	1:07.193						
22	21.747	1:06.277	6	19.754	1:06.094	6	20.371	1:06.914						
			22	22.171	1:06.325	22	22.545	1:06.671						

Caterham Graduate Championship - Mega Graduate C

RACE RESULT - Race 7

POS	NO	CL	NAME	NAT	ENTRY	TIME	LAPS	GAP	MPH	BEST
1	7		Martin AMISON		Caterham	20:57.078	18		84.62	1:08.145
2	18		George LONGMUIR		Caterham	20:57.538	18	0.460	84.59	1:08.117
3	38		Matthew BURROWS		Caterham	20:57.648	18	0.570	84.58	1:07.987
4	22		Mike WELBURN		Caterham	20:59.683	18	2.605	84.45	1:08.115
5	8		Christian MARRYAT		Caterham	21:01.622	18	4.544	84.32	1:07.936
6	5		Nick FROST		Caterham	21:03.355	18	6.277	84.20	1:08.176
7	24		Michael THORNHILL		Caterham	21:03.454	18	6.376	84.20	1:08.361
8	28		Chris FOX		Caterham	21:04.215	18	7.137	84.15	1:08.423
9	16		Ian NOBLE		Caterham	21:04.353	18	7.275	84.14	1:08.238
10	23		Ian ATKINSON		Caterham	21:05.022	18	7.944	84.09	1:08.398
11	6		Tim JUMP		Caterham	21:05.542	18	8.464	84.06	1:07.761
12	9		Keith PENNINGTON		Caterham	21:05.736	18	8.658	84.04	1:08.274
13	15		Tom MAXWELL		Caterham	21:12.929	18	15.851	83.57	1:08.944
14	20		Bob WILSON		Caterham	21:14.767	18	17.689	83.45	1:08.741
15	39		Stephen BAYLISS		Caterham	21:16.710	18	19.632	83.32	1:08.178
16	31		John PARKER		Caterham	21:18.277	18	21.199	83.22	1:09.312
17	37		Tom OVERTON		Caterham	21:18.721	18	21.643	83.19	1:09.004
18	19		Neil GILL		Caterham	21:26.283	18	29.205	82.70	1:09.223
19	12		Iain MILLIGAN		Caterham	21:36.646	18	39.568	82.04	1:10.581
20	33		Ian YEOMAN		Caterham	21:53.053	18	55.975	81.02	1:10.655
21	4		Paul HUDSON		Caterham	21:43.274	14	4 LAPS	63.51	1:08.972

NOT CLASSIFIED

2			Christopher john BAT		Caterham	7:15.762	6	D.N.F.	81.64	1:09.095
25			Mike SOLAN		Caterham	1:21.201	1	D.N.F.	74.83	1:21.201

FASTEST LAP

6			Tim JUMP		Caterham	1:07.761	12	87.07mph		140.13kph
---	--	--	-----------------	--	----------	----------	----	----------	--	-----------

Weather/Track - Bright/Dry

These results are provisional until the conclusion of any judicial and technical matters.

Silverstone
Circuit Length = 1.6390 miles.
Start: 16:17 End: 16:37

Clerk of Course:	Stewards:	Timekeeper:
------------------	-----------	-------------

Caterham Graduate Championship - Mega Graduate C

LAP CHART

Lap 1			Lap 2			Lap 3			Lap 4			Lap 5		
No	Behind	Laptime	No	Behind	Laptime	No	Behind	Laptime	No	Behind	Laptime	No	Behind	Laptime
5		1:19.527	5		1:10.477	7		1:09.751	38		1:11.018	7		1:09.691
16	0.083	1:19.610	38	0.067	1:09.695	38	0.250	1:10.630	7	0.244	1:11.512	18	0.330	1:09.332
8	0.246	1:19.773	8	0.267	1:10.498	16	0.435	1:10.036	16	0.882	1:11.715	38	0.434	1:10.369
4	0.387	1:19.914	7	0.696	1:10.460	8	0.628	1:10.808	18	0.933	1:11.435	16	0.859	1:09.912
7	0.713	1:20.240	16	0.846	1:11.240	18	0.766	1:10.286	8	1.290	1:11.930	8	0.990	1:09.635
38	0.849	1:20.376	18	0.927	1:10.398	5	1.180	1:11.627	5	1.902	1:11.990	39	1.314	1:08.684
18	1.006	1:20.533	4	1.049	1:11.139	22	1.315	1:10.320	39	2.565	1:12.350	5	1.460	1:09.493
24	1.360	1:20.887	24	1.372	1:10.489	39	1.483	1:09.963	23	2.988	1:11.259	22	2.219	1:09.082
2	1.620	1:21.147	22	1.442	1:09.986	9	2.925	1:11.134	22	3.072	1:13.025	23	2.355	1:09.302
25	1.674	1:21.201	2	1.766	1:10.623	23	2.997	1:10.713	9	4.030	1:12.373	24	3.997	1:08.884
22	1.933	1:21.460	39	1.967	1:10.178	31	3.559	1:11.581	28	4.158	1:11.658	9	4.577	1:10.482
39	2.266	1:21.793	9	2.238	1:10.046	28	3.768	1:10.646	31	4.456	1:12.165	28	4.596	1:10.373
31	2.385	1:21.912	31	2.425	1:10.517	6	4.255	1:11.428	2	4.967	1:11.681	2	5.013	1:09.981
9	2.669	1:22.196	23	2.731	1:10.355	24	4.338	1:13.413	24	5.048	1:11.978	31	5.137	1:10.616
28	2.727	1:22.254	6	3.274	1:10.437	2	4.554	1:13.235	6	5.537	1:12.550	6	5.207	1:09.605
23	2.853	1:22.380	28	3.569	1:11.319	37	4.934	1:11.140	37	5.764	1:12.098	37	5.693	1:09.864
6	3.314	1:22.841	37	4.241	1:10.548	20	5.189	1:11.107	20	6.142	1:12.221	19	7.098	1:09.813
37	4.170	1:23.697	20	4.529	1:10.494	15	6.067	1:10.503	15	6.444	1:11.645	12	8.972	1:10.949
20	4.512	1:24.039	15	6.011	1:11.698	12	7.056	1:11.439	19	7.220	1:11.253	33	24.515	1:11.588
15	4.790	1:24.317	12	6.064	1:11.407	19	7.235	1:11.309	12	7.958	1:12.170			
12	5.134	1:24.661	19	6.373	1:10.862	33	21.836	1:13.244	33	22.862	1:12.294			
19	5.988	1:25.515	33	19.039	1:13.317									
33	16.199	1:35.726												

Caterham Graduate Championship - Mega Graduate C

LAP CHART

(contd.)

Lap 6			Lap 7			Lap 8			Lap 9			Lap 10		
No	Behind	Laptime	No	Behind	Laptime	No	Behind	Laptime	No	Behind	Laptime	No	Behind	Laptime
18		1:09.240	7		1:09.121	7		1:09.113	7		1:09.053	38		1:08.316
38	0.255	1:09.391	38	0.148	1:09.439	38	0.816	1:09.781	38	0.328	1:08.565	7	0.062	1:08.706
7	0.425	1:09.995	18	0.155	1:09.701	18	1.235	1:10.193	18	0.660	1:08.478	18	0.986	1:08.970
8	0.810	1:09.390	8	0.478	1:09.214	8	1.747	1:10.382	8	1.516	1:08.822	22	1.244	1:08.233
16	1.031	1:09.742	22	0.647	1:08.467	22	1.933	1:10.399	22	1.655	1:08.775	8	1.510	1:08.638
5	1.627	1:09.737	23	0.750	1:08.398	23	2.288	1:10.651	5	1.813	1:08.176	5	3.156	1:09.987
22	1.726	1:09.077	16	1.019	1:09.534	5	2.690	1:10.615	23	2.048	1:08.813	9	3.290	1:08.859
23	1.898	1:09.113	5	1.188	1:09.107	16	3.422	1:11.516	16	2.652	1:08.283	23	3.379	1:09.975
9	3.905	1:08.898	9	3.840	1:09.481	9	3.854	1:09.127	9	3.075	1:08.274	16	3.574	1:09.566
24	3.958	1:09.531	24	4.663	1:10.251	24	4.621	1:09.071	24	4.494	1:08.926	28	4.528	1:08.465
2	4.538	1:09.095	28	4.879	1:09.774	28	5.337	1:09.571	28	4.707	1:08.423	24	4.647	1:08.797
28	4.651	1:09.625	6	5.328	1:09.588	6	6.074	1:09.859	39	5.700	1:08.313	39	6.093	1:09.037
39	5.099	1:13.355	39	5.620	1:10.067	39	6.440	1:09.933	6	6.057	1:09.036	6	6.168	1:08.755
6	5.286	1:09.649	37	6.457	1:09.956	31	8.050	1:10.648	15	9.255	1:09.024	15	9.989	1:09.378
31	5.507	1:09.940	31	6.515	1:10.554	37	8.163	1:10.819	19	9.839	1:10.339	19	10.418	1:09.223
37	6.047	1:09.924	15	7.036	1:10.362	19	8.553	1:09.979	31	10.019	1:11.022	31	10.940	1:09.565
15	6.220	2:19.281	20	7.230	1:10.284	15	9.284	1:11.361	37	10.065	1:10.955	37	11.896	1:10.475
20	6.492	2:19.855	19	7.687	1:09.807	20	9.440	1:11.323	20	10.256	1:09.869	20	12.036	1:10.424
19	7.426	1:09.898	12	12.317	1:11.096	12	13.785	1:10.581	12	15.548	1:10.816	12	18.239	1:11.335
12	10.767	1:11.365	4	4 LAPS	6:19.130P	4	4 LAPS	1:18.962	33	34.801	2:23.061	33	37.645	1:11.488
33	26.997	1:12.052	33	29.906	1:12.455				4	4 LAPS	1:10.097	4	4 LAPS	1:09.111

Caterham Graduate Championship - Mega Graduate C

LAP CHART

(contd.)

Lap 11			Lap 12			Lap 13			Lap 14			Lap 15		
No	Behind	Laptime	No	Behind	Laptime	No	Behind	Laptime	No	Behind	Laptime	No	Behind	Laptime
7		1:08.403	38		1:08.444	7		1:08.145	7		1:08.897	7		1:08.517
38	0.566	1:09.031	18	0.096	1:08.468	18	0.418	1:08.875	18	0.398	1:08.877	18	1.071	1:09.190
18	0.638	1:08.117	7	0.408	1:09.418	8	0.507	1:08.293	38	0.620	1:08.623	8	1.133	1:08.924
22	0.894	1:08.115	8	0.767	1:08.796	22	0.682	1:08.279	8	0.726	1:09.116	22	1.583	1:09.148
8	0.981	1:07.936	22	0.956	1:09.072	38	0.894	1:09.447	22	0.952	1:09.167	38	1.673	1:09.570
5	3.946	1:09.255	5	4.009	1:09.073	5	4.108	1:08.652	5	4.025	1:08.814	5	4.934	1:09.426
23	4.179	1:09.265	23	4.394	1:09.225	16	4.335	1:08.238	16	4.112	1:08.674	16	5.028	1:09.433
16	4.458	1:09.349	16	4.650	1:09.202	23	4.488	1:08.647	23	4.729	1:09.138	23	5.578	1:09.366
24	4.543	1:08.361	28	5.051	1:09.089	28	4.963	1:08.465	24	5.664	1:08.642	24	5.659	1:08.512
28	4.972	1:08.909	24	5.126	1:09.593	24	5.919	1:09.346	28	6.111	1:10.045	28	6.098	1:08.504
9	5.822	1:10.997	9	5.422	1:08.610	39	6.237	1:08.178	6	6.689	1:09.097	6	6.730	1:08.558
39	7.071	1:09.443	6	6.190	1:07.761	6	6.489	1:08.852	9	6.970	1:09.311	9	6.840	1:08.387
6	7.439	1:09.736	39	6.612	1:08.551	9	6.556	1:09.687	39	10.624	1:13.284	15	12.266	1:09.142
15	10.468	1:08.944	15	10.448	1:08.990	15	11.212	1:09.317	15	11.641	1:09.326	39	13.181	1:11.074
31	11.787	1:09.312	31	13.071	1:10.294	31	14.251	1:09.733	31	15.176	1:09.822	20	16.776	1:09.707
19	11.929	1:09.976	19	13.428	1:10.509	19	14.690	1:09.815	19	15.450	1:09.657	37	17.905	1:10.558
37	13.266	1:09.835	20	13.704	1:09.301	20	14.875	1:09.724	20	15.586	1:09.608	31	17.993	1:11.334
20	13.413	1:09.842	37	14.284	1:10.028	37	15.142	1:09.411	37	15.864	1:09.619	19	23.876	1:16.943
12	21.245	1:11.471	12	23.401	1:11.166	12	26.790	1:11.942	12	28.976	1:11.083	12	32.210	1:11.751
33	40.947	1:11.767	4	4 LAPS	1:08.972	4	4 LAPS	1:09.226	4	4 LAPS	1:09.315	4	4 LAPS	1:09.229
4	4 LAPS	1:09.411	33	43.368	1:11.431	33	45.612	1:10.797	33	47.425	1:10.710	33	49.849	1:10.941

Caterham Graduate Championship - Mega Graduate C

LAP CHART

(contd.)

Lap 16			Lap 17			Lap 18			Lap 19			Lap 20		
No	Behind	Laptime	No	Behind	Laptime	No	Behind	Laptime	No	Behind	Laptime	No	Behind	Laptime
7		1:08.926	7		1:08.684	7		1:08.446						
18	0.585	1:08.440	18	0.486	1:08.585	18	0.460	1:08.420						
38	0.734	1:07.987	38	0.641	1:08.591	38	0.570	1:08.375						
8	1.175	1:08.968	8	0.877	1:08.386	22	2.605	1:09.851						
22	1.267	1:08.610	22	1.200	1:08.617	8	4.544	1:12.113						
5	5.170	1:09.162	24	5.945	1:08.966	5	6.277	1:08.649						
16	5.360	1:09.258	5	6.074	1:09.588	24	6.376	1:08.877						
24	5.663	1:08.930	16	6.372	1:09.696	28	7.137	1:09.072						
23	6.070	1:09.418	28	6.511	1:08.849	16	7.275	1:09.349						
28	6.346	1:09.174	23	6.687	1:09.301	23	7.944	1:09.703						
6	6.813	1:09.009	6	7.359	1:09.230	6	8.464	1:09.551						
9	7.033	1:09.119	9	7.517	1:09.168	9	8.658	1:09.587						
15	13.360	1:10.020	15	14.692	1:10.016	15	15.851	1:09.605						
39	15.017	1:10.762	39	16.824	1:10.491	20	17.689	1:09.111						
20	16.967	1:09.117	20	17.024	1:08.741	39	19.632	1:11.254						
31	18.801	1:09.734	31	19.541	1:09.424	31	21.199	1:10.104						
37	19.296	1:10.317	37	19.616	1:09.004	37	21.643	1:10.473						
19	25.278	1:10.328	19	27.100	1:10.506	19	29.205	1:10.551						
12	34.332	1:11.048	12	36.607	1:10.959	12	39.568	1:11.407						
4	4 LAPS	1:09.766	4	4 LAPS	1:09.446	4	4 LAPS	1:09.556						
33	51.578	1:10.655	33	53.693	1:10.799	33	55.975	1:10.728						

Kumho BMW Championship

RACE RESULT - Race 8

POS	NO	CL	NAME	NAT	ENTRY	TIME	LAPS	GAP	MPH	BEST
1	1	A	Martyn BELL		BMW E46 M3	15:29.358	14		89.07	1:05.224
2	2	A	Rick KERRY		BMW M3 Evo	15:29.824	14	0.466	89.03	1:05.466
3	14	A	Scott GRANT		BMW E36 M3	15:43.300	14	13.942	87.75	1:06.332
4	3	A	Peter SELDON		BMW E36	15:45.857	14	16.499	87.52	1:05.339
5	35	B	Giovanni di GENNARO		BMW E30 M3	15:52.748	14	23.390	86.88	1:06.886
6	17	A	Paul WINTER		BMW M3 Evo	15:55.320	14	25.962	86.65	1:06.747
7	6	A	Colin WHITMORE		BMW	16:01.141	14	31.783	86.12	1:07.223
8	21	B	John WILLCOCKS		BMW E30 M3	16:01.969	14	32.611	86.05	1:06.968
9	30	B	Richard MALLINSON		BMW E30 M3	16:02.488	14	33.130	86.00	1:07.516
10	15	A	Nicky LEVENTIS		BMW E36 M3	16:26.168	14	56.810	83.94	1:08.693
11	12	A	Mikael WALTERS		BMW E30 M3	16:26.992	14	57.634	83.87	1:08.176
12	22	B	Evelyne BYANIC		BMW	16:28.776	14	59.418	83.72	1:08.530
13	36	C	Matt SELDON		BMW 325 E30	16:34.130	14	1:04.772	83.27	1:09.490
14	44	C	James PERROTT		BMW 325i	15:37.745	13	1 LAP	81.98	1:10.166
15	4	A	Brian JORDAN		BMW M5	15:44.046	13	1 LAP	81.43	1:10.486
16	41	C	Stuart LAWS		BMW 325 E30	15:45.808	13	1 LAP	81.28	1:10.821
17	42	C	Ian CRISP		BMW 325	16:06.722	13	1 LAP	79.52	1:12.265
18	46	D	Paul MOLONEY		BMW 325i	16:33.464	13	1 LAP	77.38	1:13.589
19	82	E	Simon LAMBERT		BMW	16:35.056	13	1 LAP	77.26	1:14.839
20	49	D	Stuart CHUBB		BMW 325i Sport	15:37.853	12	2 LAPS	75.68	1:15.598
21	58	E	Andrew PARTRIDGE		BMW 320	15:38.380	12	2 LAPS	75.64	1:15.578
22	88	E	Adrian BEARD		BMW	16:00.186	12	2 LAPS	73.92	1:17.069
23	97	E	Nigel BRITAIN		BMW 318	16:12.625	12	2 LAPS	72.97	1:18.813
24	62	E	Richard CORMODE		BMW 320	16:14.105	12	2 LAPS	72.86	1:18.688

NOT CLASSIFIED

11	A	Mark GRADY		BMW	12:54.085	11	D.N.F.	84.07	1:06.166
50	D	Lea SANDY		BMW E30 325i	6:42.139	5	D.N.F.	73.80	1:13.388
47	E	Chris BRINKLEY		BMW 320	2:57.908	1	D.N.F.	34.15	

FASTEST LAP

1	A	Martyn BELL		BMW E46 M3	1:05.224	7	90.46mph	145.58kph
35	B	Giovanni di GENNARO		BMW E30 M3	1:06.886	7	88.21mph	141.96kph
36	C	Matt SELDON		BMW 325 E30	1:09.490	5	84.91mph	136.64kph
50	D	Lea SANDY		BMW E30 325i	1:13.388	3	80.40mph	129.39kph
82	E	Simon LAMBERT		BMW	1:14.839	12	78.84mph	126.88kph

Weather/Track - Cloudy/Dry

These results are provisional until the conclusion of any judicial and technical matters.

Silverstone
Circuit Length = 1.6390 miles.
Start: 16:55 End: 17:10

Clerk of Course:	Stewards:	Timekeeper:
------------------	-----------	-------------

Kumho BMW Championship

LAP CHART

Lap 1			Lap 2			Lap 3			Lap 4			Lap 5		
No	Behind	Laptime	No	Behind	Laptime	No	Behind	Laptime	No	Behind	Laptime	No	Behind	Laptime
1		1:13.293	1		1:05.960	1		1:06.176	1		1:05.542	1		1:06.254
2	0.457	1:13.750	2	0.342	1:05.845	2	0.296	1:06.130	2	0.494	1:05.740	2	0.537	1:06.297
11	1.307	1:14.600	11	2.448	1:07.101	11	2.781	1:06.509	11	3.405	1:06.166	11	3.485	1:06.334
14	2.568	1:15.861	14	3.463	1:06.855	14	3.810	1:06.523	14	5.041	1:06.773	14	5.468	1:06.681
30	3.425	1:16.718	35	5.131	1:07.311	35	6.369	1:07.414	35	8.122	1:07.295	35	9.170	1:07.302
35	3.780	1:17.073	30	5.829	1:08.364	30	7.264	1:07.611	17	8.950	1:06.747	17	10.250	1:07.554
3	4.319	1:17.612	17	6.578	1:07.779	17	7.745	1:07.343	30	9.571	1:07.849	30	10.903	1:07.586
17	4.759	1:18.052	6	7.532	1:07.989	6	8.579	1:07.223	6	10.539	1:07.502	6	11.822	1:07.537
6	5.503	1:18.796	3	8.202	1:09.843	3	9.392	1:07.366	3	10.861	1:07.011	3	12.890	1:08.283
21	6.170	1:19.463	21	8.629	1:08.419	21	10.780	1:08.327	21	12.874	1:07.636	21	14.256	1:07.636
36	7.109	1:20.402	36	10.749	1:09.600	36	14.267	1:09.694	15	18.290	1:09.227	15	20.973	1:08.937
15	8.391	1:21.684	15	11.663	1:09.232	15	14.605	1:09.118	36	19.082	1:10.357	36	22.318	1:09.490
22	9.901	1:23.194	22	13.445	1:09.504	22	16.935	1:09.666	22	20.663	1:09.270	22	22.939	1:08.530
41	10.631	1:23.924	41	15.492	1:10.821	41	20.141	1:10.825	12	25.374	1:09.743	12	28.089	1:08.969
44	10.915	1:24.208	44	15.796	1:10.841	44	20.970	1:11.350	41	26.096	1:11.497	41	30.937	1:11.095
4	11.592	1:24.885	4	17.430	1:11.798	12	21.173	1:09.554	44	26.652	1:11.224	44	31.139	1:10.741
12	11.937	1:25.230	12	17.795	1:11.818	4	23.183	1:11.929	4	29.608	1:11.967	4	34.669	1:11.315
50	13.423	1:26.716	50	21.384	1:13.921	50	28.596	1:13.388	50	36.854	1:13.800	42	44.601	1:12.976
46	14.358	1:27.651	46	22.510	1:14.112	46	29.923	1:13.589	42	37.879	1:12.625	46	46.240	1:13.777
82	15.923	1:29.216	42	24.707	1:12.810	42	30.796	1:12.265	46	38.717	1:14.336	82	53.914	1:15.690
42	17.857	1:31.150	82	25.935	1:15.972	82	35.011	1:15.252	82	44.478	1:15.009	49	1:02.597	1:16.062
49	19.036	1:32.329	49	30.213	1:17.137	49	41.586	1:17.549	49	52.789	1:16.745	58	1:03.411	1:15.687
88	20.048	1:33.341	88	31.157	1:17.069	88	42.760	1:17.779	58	53.978	1:16.689	50	1:04.914	1:34.314P
58	20.263	1:33.556	58	31.360	1:17.057	58	42.831	1:17.647	88	54.822	1:17.604			
62	21.479	1:34.772	62	34.903	1:19.384				97	1:00.960	2:37.257			
97	22.403	1:35.696	97	35.421	1:18.978				62	1:02.582	2:39.397			
			47	1 LAP	2:57.908P									

Kumho BMW Championship LAP CHART

(contd.)

Lap 6			Lap 7			Lap 8			Lap 9			Lap 10		
No	Behind	Laptime	No	Behind	Laptime	No	Behind	Laptime	No	Behind	Laptime	No	Behind	Laptime
1		1:05.513	1		1:05.224	1		1:05.739	1		1:05.842	1		1:05.471
2	0.833	1:05.809	2	1.252	1:05.643	2	1.621	1:06.108	42	1 LAP	1:12.621	2	1.332	1:05.558
88	1 LAP	1:18.290	11	7.520	1:07.781	46	1 LAP	1:19.182	2	1.245	1:05.466	42	1 LAP	1:13.681
11	4.963	1:06.991	14	7.877	1:06.814	82	1 LAP	1:15.878	14	9.563	1:06.395	14	10.553	1:06.461
14	6.287	1:06.332	49	1 LAP	1:17.711	14	9.010	1:06.872	11	11.273	1:06.561	11	12.090	1:06.288
97	1 LAP	1:18.813	58	1 LAP	1:18.149	11	10.554	1:08.773	35	15.352	1:07.551	3	17.060	1:05.713
35	10.606	1:06.949	35	12.268	1:06.886	35	13.643	1:07.114	3	16.818	1:06.311	35	17.334	1:07.453
62	1 LAP	1:20.321	17	14.339	1:07.431	17	15.753	1:07.153	17	17.809	1:07.898	17	19.998	1:07.660
17	12.132	1:07.395	30	15.424	1:07.742	3	16.349	1:05.936	82	1 LAP	1:16.018	6	22.506	1:07.647
30	12.906	1:07.516	88	1 LAP	1:19.837	30	17.874	1:08.189	46	1 LAP	1:21.054	30	24.234	1:08.761
6	13.813	1:07.504	6	15.961	1:07.372	6	18.173	1:07.951	6	20.330	1:07.999	21	24.796	1:07.009
3	14.252	1:06.875	3	16.152	1:07.124	49	1 LAP	1:17.118	30	20.944	1:08.912	82	1 LAP	1:15.704
21	16.293	1:07.550	21	18.961	1:07.892	21	21.152	1:07.930	21	23.258	1:07.948	46	1 LAP	1:16.258
15	24.153	1:08.693	97	1 LAP	1:22.683	58	1 LAP	1:17.058	49	1 LAP	1:16.129	15	40.798	1:09.800
36	26.424	1:09.619	15	28.816	1:09.887	88	1 LAP	1:18.539	58	1 LAP	1:15.634	49	1 LAP	1:16.080
22	26.659	1:09.233	62	1 LAP	1:23.146	15	32.767	1:09.690	15	36.469	1:09.544	58	1 LAP	1:16.432
12	31.436	1:08.860	22	30.973	1:09.538	22	35.451	1:10.217	22	40.033	1:10.424	22	44.278	1:09.716
41	36.801	1:11.377	12	34.627	1:08.415	12	38.033	1:09.145	12	40.519	1:08.328	12	44.518	1:09.470
44	37.016	1:11.390	36	35.956	1:14.756	36	39.797	1:09.580	88	1 LAP	1:20.380	36	48.872	1:10.269
4	40.458	1:11.302	41	43.960	1:12.383	97	1 LAP	1:20.663	36	44.074	1:10.119	88	1 LAP	1:19.193
42	52.042	1:12.954	44	44.320	1:12.528	62	1 LAP	1:19.851	97	1 LAP	1:19.181	44	1:00.072	1:10.166
46	55.558	1:14.831	4	46.380	1:11.146	44	49.510	1:10.929	44	55.377	1:11.709	41	1:03.060	1:12.669
82	1:03.447	1:15.046	42	59.114	1:12.296	41	49.679	1:11.458	41	55.862	1:12.025	4	1:03.661	1:11.646
						4	52.842	1:12.201	62	1 LAP	1:19.313			
									4	57.486	1:10.486			

Kumho BMW Championship

LAP CHART

(contd.)

Lap 11			Lap 12			Lap 13			Lap 14			Lap 15		
No	Behind	Laptime	No	Behind	Laptime	No	Behind	Laptime	No	Behind	Laptime	No	Behind	Laptime
1		1:05.495	1		1:05.860	1		1:05.732	1		1:07.257			
2	1.766	1:05.929	2	1.955	1:06.049	2	2.047	1:05.824	2	0.466	1:05.676			
97	2 LAPS	1:20.613	41	1 LAP	1:12.881	44	1 LAP	1:11.513	44	1 LAP	1:10.454			
62	2 LAPS	1:20.045	88	2 LAPS	1:19.963	4	1 LAP	1:10.812	49	2 LAPS	1:17.503			
14	11.972	1:06.914	4	1 LAP	1:13.456	41	1 LAP	1:12.633	58	2 LAPS	1:16.860			
42	1 LAP	1:12.845	14	13.201	1:07.089	14	14.442	1:06.973	14	13.942	1:06.757			
3	17.817	1:06.252	97	2 LAPS	1:19.402	3	17.879	1:06.315	4	1 LAP	1:11.103			
35	18.877	1:07.038	3	17.296	1:05.339	88	2 LAPS	1:18.755	41	1 LAP	1:12.220			
17	21.868	1:07.365	62	2 LAPS	1:18.861	35	22.283	1:07.871	3	16.499	1:05.877			
6	25.451	1:08.440	35	20.144	1:07.127	17	25.829	1:07.123	35	23.390	1:08.364			
21	26.269	1:06.968	42	1 LAP	1:13.726	97	2 LAPS	1:19.180	17	25.962	1:07.390			
30	26.922	1:08.183	17	24.438	1:08.430	42	1 LAP	1:12.641	88	2 LAPS	1:19.436			
82	1 LAP	1:15.138	6	27.133	1:07.542	6	30.624	1:09.223	6	31.783	1:08.416			
46	1 LAP	1:14.384	21	27.615	1:07.206	21	31.005	1:09.122	21	32.611	1:08.863			
11	43.576	1:36.981P	30	28.803	1:07.741	30	31.320	1:08.249	30	33.130	1:09.067			
15	44.795	1:09.492	46	1 LAP	1:15.135	62	2 LAPS	1:20.327	42	1 LAP	1:14.132			
22	49.355	1:10.572	15	48.556	1:09.621	15	52.665	1:09.841	97	2 LAPS	1:20.159			
12	49.604	1:10.581	82	1 LAP	1:16.051	46	1 LAP	1:14.500	62	2 LAPS	1:18.688			
36	53.457	1:10.080	22	52.729	1:09.234	12	56.715	1:09.627	15	56.810	1:11.402			
49	1 LAP	1:17.892	12	52.820	1:09.076	22	57.140	1:10.143	12	57.634	1:08.176			
58	1 LAP	1:18.033	36	57.681	1:10.084	82	1 LAP	1:14.839	22	59.418	1:09.535			
44	1:05.269	1:10.692	49	1 LAP	1:15.598	36	1:01.935	1:09.986	46	1 LAP	1:14.655			
			58	1 LAP	1:15.578				36	1:04.772	1:10.094			
									82	1 LAP	1:15.243			