



BARC

Pembrey

17th & 18th April 2004



Results Provided by MST Sports Timing Ltd
www.mstworld.com

BARC Wales/WRDA Sports and Saloon Car Championship

QUALIFYING - RACE 1

POS	NO	CL	NAME	NAT	ENTRY	TIME	LAPS	GAP	MPH
1	44	C	Terry BROWN		Radical Prosport	57.050	12		91.87
2	69	C	Jeff DAVIES		Radical Pro Sport	57.751	15	0.701	90.76
3	88	C	Peter WILLIAMS		Radical Prosport	58.499	16	1.449	89.60
4	26	A	Alvin POWELL		TIGA 288 DFZ	1:00.074	10	3.024	87.25
5	43	B	Richard ROZHON		Radical Clubsport	1:01.078	12	4.028	85.81
6	1	G	Rhodri JENKINS		Honda Civic R	1:06.008	14	8.958	79.40
7	6	G	Rhys LLOYD		Honda Civic	1:06.116	12	9.066	79.27
8	8	E	Nigel BOWEN		Vauxhall Cavalier	1:08.552	11	11.502	76.46
9	22	H	Andy WILLIAMS		Ford Sierra Sapphire	1:08.674	14	11.624	76.32
10	42	H	Alex DZIURZYNSKI		Volkswagen Golf	1:08.767	10	11.717	76.22
11	25	H	Christian EVANS		Volkswagen Golf GTi	1:09.588	8	12.538	75.32
12	31	H	Lee DAVID		Lancia Integrale	1:10.150	6	13.100	74.72
13	15	G	Matthew PERKINS		Rover GTi	1:12.342	13	15.292	72.45
14	3	H	Paul STEDDY		Toyota Celica GT4	1:13.447	10	16.397	71.36
15	33	H	Kenneth RATTENBURY		Ford Sierra XR4i	1:20.659	6	23.609	64.98
16	5	H	Anthony ALLITT		Rover 220 GTi Turbo	1:30.324	6	33.274	58.03

Weather / Track: Bright / Dry

Pembrey
Circuit Length = 1.4560 miles.
Start: 09:06 End: 09:21

These results are provisional until the conclusion of any judicial and technical matters.

Clerk of Course:	Stewards:	Timekeeper:
------------------	-----------	-------------

BARC Wales/WRDA Sports and Saloon Car Championship

QUALIFYING LAP ANALYSIS - RACE 1

1	Rhodri JENKINS	Honda Civic R
1 - X:00.000	6 - 1:07.557	11 - 1:06.079
2 - 1:16.797	7 - 1:09.015	12 - 1:07.379
3 - 1:08.498	8 - 1:06.214	13 - 1:06.008
4 - 1:08.165	9 - 1:06.143	14 - 1:06.657
5 - 1:34.703	10 - 1:07.354	
3	Paul STEDDY	Toyota Celica GT4
1 - X:00.000	6 - 1:20.448	
2 - 1:19.255	7 - 1:13.447	
3 - 1:15.271	8 - 1:16.298	
4 - 1:15.352	9 - 1:15.282	
5 - 1:16.214	10 - 1:32.650P	
5	Anthony ALLITT	Rover 220 GTi Turbo
1 - X:00.000	6 - 1:34.571	
2 - 1:32.349P		
3 - 9:30.541		
4 - 1:35.760		
5 - 1:30.324		
6	Rhys LLOYD	Honda Civic
1 - X:00.000	6 - 1:07.671	11 - 1:09.173
2 - 1:13.842	7 - 1:06.834	12 - 1:17.611P
3 - 1:09.324	8 - 1:06.116	
4 - 1:09.186	9 - 1:06.385	
5 - 1:08.620	10 - 1:06.974	
8	Nigel BOWEN	Vauxhall Cavalier
1 - X:00.000	6 - 1:09.612	11 - 1:45.015P
2 - 1:38.420	7 - 1:12.034	
3 - 1:26.335	8 - 1:09.811	
4 - 1:28.707	9 - 1:08.552	
5 - 2:36.985	10 - 1:08.583	
15	Matthew PERKINS	Rover GTi
1 - X:00.000	6 - 1:13.771	11 - 1:13.649
2 - 1:23.406	7 - 1:13.616	12 - 1:12.937
3 - 1:19.148	8 - 1:13.390	13 - 1:12.342
4 - 1:13.808	9 - 1:13.928	
5 - 1:12.953	10 - 1:13.395	
22	Andy WILLIAMS	Ford Sierra Sapphire
1 - X:00.000	6 - 1:08.674	11 - 1:10.807
2 - 1:18.780	7 - 1:09.002	12 - 1:10.534
3 - 1:11.068	8 - 1:09.962	13 - 1:09.432
4 - 1:10.048	9 - 1:09.348	14 - 1:10.476
5 - 1:12.573	10 - 1:10.640	

Weather / Track: Bright / Dry

Pembrey
 Circuit Length = 1.4560 miles.
 Start: 09:06 End: 09:21

BARC Wales/WRDA Sports and Saloon Car Championship

QUALIFYING LAP ANALYSIS - RACE 1

(contd.)

25	Christian EVANS	Volkswagen Golf GTi
1 - X:00.000	6 - 1:09.588	
2 - 1:18.798	7 - 1:12.687	
3 - 1:11.524	8 - 1:18.454P	
4 - 1:11.248		
5 - 1:11.806		
26	Alvin POWELL	TIGA 288 DFZ
1 - X:00.000	6 - 1:00.328	
2 - 1:18.109	7 - 1:00.394	
3 - 1:07.819	8 - 1:00.074	
4 - 1:05.791	9 - 1:11.086	
5 - 1:00.719	10 - 1:20.826P	
31	Lee DAVID	Lancia Integrale
1 - X:00.000	6 - 1:21.214P	
2 - 1:20.063		
3 - 1:11.704		
4 - 1:11.175		
5 - 1:10.150		
33	Kenneth RATTENBURY	Ford Sierra XR4i
1 - X:00.000	6 - 3:38.045P	
2 - 1:30.587		
3 - 1:29.828		
4 - 1:20.659		
5 - 1:22.530P		
42	Alex DZIURZYNSKI	Volkswagen Golf
1 - X:00.000	6 - 4:03.511	
2 - 1:11.843	7 - 1:08.767	
3 - 1:08.802	8 - 1:17.857	
4 - 1:38.555	9 - 1:09.452	
5 - 1:22.230P	10 - 1:15.930P	
43	Richard ROZHON	Radical Clubsport
1 - X:00.000	6 - 1:01.273	11 - 1:44.717
2 - 1:13.021	7 - 1:01.078	12 - 1:09.018
3 - 1:06.709	8 - 1:01.590	
4 - 1:13.529P	9 - 1:01.419	
5 - 3:00.007	10 - 1:13.237P	
44	Terry BROWN	Radical Prosport
1 - X:00.000	6 - 58.862	11 - 57.050
2 - 1:01.874	7 - 57.606	12 - 1:14.327P
3 - 1:00.837	8 - 58.678	
4 - 59.139	9 - 58.241	
5 - 58.195	10 - 1:00.055	

Weather / Track: Bright / Dry

Pembrey
Circuit Length = 1.4560 miles.
Start: 09:06 End: 09:21

BARC Wales/WRDA Sports and Saloon Car Championship

QUALIFYING LAP ANALYSIS - RACE 1

(contd.)

69	Jeff DAVIES					Radical Pro Sport
1 -	X:00.000	6 -	1:00.606	11 -	58.996	
2 -	1:05.995	7 -	1:04.050	12 -	57.751	
3 -	1:02.250	8 -	1:19.025P	13 -	58.186	
4 -	1:01.075	9 -	1:43.808	14 -	59.389	
5 -	1:00.126	10 -	58.965	15 -	1:03.373P	
88	Peter WILLIAMS					Radical Prosport
1 -	X:00.000	6 -	59.405	11 -	1:57.819	
2 -	1:08.684	7 -	1:02.064	12 -	59.530	
3 -	1:03.071	8 -	1:00.488	13 -	59.139	
4 -	1:01.189	9 -	59.034	14 -	58.883	
5 -	1:01.635	10 -		15 -	58.499	

BARC Wales/WRDA Sports and Saloon Car Championship

RACE CLASSIFICATION - RACE 1

POS	NO	CL	NAME	NAT	ENTRY	TIME	LAPS	GAP	MPH	BEST
1	44	C	Terry BROWN		Radical Prosport	13:42.918	14		89.17	57.202
2	88	C	Peter WILLIAMS		Radical Prosport	13:44.429	14	1.511	89.01	57.435
3	26	A	Alvin POWELL		TIGA 288 DFZ	14:09.031	14	26.113	86.43	57.521
4	43	B	Richard ROZHON		Radical Clubsport	14:42.343	14	59.425	83.16	1:01.697
5	6	G	Rhys LLOYD		Honda Civic	13:43.761	12	2 LAPS	76.35	1:06.844
6	1	G	Rhodri JENKINS		Honda Civic R	13:45.468	12	2 LAPS	76.19	1:06.357
7	25	H	Christian EVANS		Volkswagen Golf GTi	13:47.393	12	2 LAPS	76.02	1:06.157
8	8	E	Nigel BOWEN		Vauxhall Cavalier	14:16.224	12	2 LAPS	73.46	1:07.921
9	31	H	Lee DAVID		Lancia Integrale	14:25.683	12	2 LAPS	72.65	1:10.287
10	22	H	Andy WILLIAMS		Ford Sierra Sapphire	14:53.783	12	2 LAPS	70.37	1:09.772
11	15	G	Matthew PERKINS		Rover GTi	13:43.236	11	3 LAPS	70.03	1:11.618
12	33	H	Kenneth RATTENBURY		Ford Sierra XR4i	14:26.507	11	3 LAPS	66.54	1:15.805
13	42	H	Alex DZIURZYNSKI		Volkswagen Golf	11:35.642	10	4 LAPS	75.34	1:07.902

NOT CLASSIFIED

3	H	Paul STEDDY		Toyota Celica GT4	11:57.025	4	D.N.F.	29.24	1:48.765
---	---	-------------	--	-------------------	-----------	---	--------	-------	----------

FASTEST LAP

44	C	Terry BROWN		Radical Prosport	57.202	9	91.63mph	147.46kph
26	A	Alvin POWELL		TIGA 288 DFZ	57.521	10	91.12mph	146.65kph
43	B	Richard ROZHON		Radical Clubsport	1:01.697	6	84.95mph	136.72kph
25	H	Christian EVANS		Volkswagen Golf GTi	1:06.157	7	79.23mph	127.50kph
1	G	Rhodri JENKINS		Honda Civic R	1:06.357	12	78.99mph	127.12kph
8	E	Nigel BOWEN		Vauxhall Cavalier	1:07.921	12	77.17mph	124.19kph

Weather / Track: Bright / Dry

Pembrey
Circuit Length = 1.4560 miles.
Start: 13:35 End: 13:49

These results are provisional until the conclusion of any judicial and technical matters.

Clerk of Course:	Stewards:	Timekeeper:
------------------	-----------	-------------

BARC Wales/WRDA Sports and Saloon Car Championship

LAP CHART - RACE 1

Lap 1			Lap 2			Lap 3			Lap 4			Lap 5		
No	Behind	Laptime	No	Behind	Laptime	No	Behind	Laptime	No	Behind	Laptime	No	Behind	Laptime
44		1:03.541	44		57.553	44		58.302	44		58.000	44		58.777
88	1.369	1:04.910	88	1.809	57.993	22	1 LAP	1:10.207	88	2.188	58.631	88	3.104	59.693
43	3.708	1:07.249	26	5.214	58.214	88	1.557	58.050	33	1 LAP	1:17.854	15	1 LAP	1:12.866
26	4.553	1:08.094	43	9.314	1:03.159	26	4.946	58.034	22	1 LAP	1:09.772	8	1 LAP	1:10.783
42	13.605	1:17.146	42	25.038	1:08.986	43	13.621	1:02.609	43	17.902	1:02.281	43	21.241	1:02.116
31	15.667	1:19.208	6	27.408	1:08.849	3	1 LAP	1:39.132P	26	20.760	1:13.814	26	23.010	1:01.027
6	16.112	1:19.653	31	29.238	1:11.124	42	35.382	1:08.646	42	45.703	1:08.321	22	1 LAP	1:10.926
1	19.093	1:22.634	1	29.486	1:07.946	6	36.951	1:07.845	6	45.940	1:06.989	33	1 LAP	1:16.925
15	20.626	1:24.167	25	32.528	1:09.412	1	38.948	1:07.764	1	47.782	1:06.834	6	54.592	1:07.429
25	20.669	1:24.210	15	36.101	1:13.028	31	41.844	1:10.908	25	52.504	1:08.223	42	55.293	1:08.367
8	30.281	1:33.822	8	43.449	1:10.721	25	42.281	1:08.055	31	55.099	1:11.255	1	55.632	1:06.627
33	30.931	1:34.472	33	49.945	1:16.567	15	50.545	1:12.746						
3	45.224	1:48.765				8	55.781	1:10.634						
22	45.730	1:49.271												

Weather / Track: Bright / Dry

Pembrey
Circuit Length = 1.4560 miles.
Start: 13:35 End: 13:49

BARC Wales/WRDA Sports and Saloon Car Championship

LAP CHART - RACE 1

(contd.)

Lap 6			Lap 7			Lap 8			Lap 9			Lap 10		
No	Behind	Laptime	No	Behind	Laptime	No	Behind	Laptime	No	Behind	Laptime	No	Behind	Laptime
44		58.403	44		58.802	44		58.762	44		57.202	44		57.985
25	1 LAP	1:06.883	88	3.929	1:00.391	88	2.820	57.653	88	4.342	58.724	88	4.028	57.671
88	2.340	57.639	6	1 LAP	1:07.762	33	2 LAPS	1:17.357	15	2 LAPS	1:23.440	22	2 LAPS	1:10.504
31	1 LAP	1:10.287	1	1 LAP	1:06.913	1	1 LAP	1:07.488	22	2 LAPS	1:11.991	15	2 LAPS	1:13.167
8	1 LAP	1:09.641	3	4 LAPS	3:32.607P	6	1 LAP	1:08.072	1	1 LAP	1:07.487	26	25.391	57.521
15	1 LAP	1:13.726	42	1 LAP	1:09.498	42	1 LAP	1:07.907	6	1 LAP	1:07.413	6	1 LAP	1:07.786
26	23.638	59.031	25	1 LAP	1:07.244	25	1 LAP	1:06.157	26	25.855	1:00.115	1	1 LAP	1:08.513
43	24.535	1:01.697	31	1 LAP	1:10.715	26	22.942	57.892	42	1 LAP	1:08.799	25	1 LAP	1:06.771
22	1 LAP	1:11.444	26	23.812	58.976	43	31.643	1:02.012	25	1 LAP	1:07.750	42	1 LAP	1:07.902
33	1 LAP	1:17.993	43	28.393	1:02.660	31	1 LAP	1:12.226	33	2 LAPS	1:17.772	43	41.183	1:02.509
			8	1 LAP	1:08.957	8	1 LAP	1:08.731	43	36.659	1:02.218	33	2 LAPS	1:15.805
			15	1 LAP	1:13.751				31	1 LAP	1:11.543			
			22	1 LAP	1:10.303				8	1 LAP	1:08.432			

Weather / Track: Bright / Dry

Pembrey
Circuit Length = 1.4560 miles.
Start: 13:35 End: 13:49

BARC Wales/WRDA Sports and Saloon Car Championship

LAP CHART - RACE 1

(contd.)

Lap 11			Lap 12			Lap 13			Lap 14			Lap 15		
No	Behind	Laptime	No	Behind	Laptime	No	Behind	Laptime	No	Behind	Laptime	No	Behind	Laptime
44		57.791	44		58.919	44		58.918	44		59.963			
31	2 LAPS	1:10.858	88	4.791	59.005	88	3.308	57.435	15	3 LAPS	1:11.972			
88	4.705	58.468	33	3 LAPS	1:16.489	33	3 LAPS	1:16.499	6	2 LAPS	1:07.428			
8	2 LAPS	1:08.300	3	8 LAPS	4:56.521P	26	25.033	58.536	88	1.511	58.166			
26	26.238	58.638	8	2 LAPS	1:09.383	8	2 LAPS	1:08.899	1	2 LAPS	1:06.357			
22	2 LAPS	1:12.111	31	2 LAPS	1:12.560	31	2 LAPS	1:10.596	25	2 LAPS	1:07.387			
15	2 LAPS	1:12.755	26	25.415	58.096	43	56.936	1:04.454	26	26.113	1:01.043			
6	1 LAP	1:07.691	22	2 LAPS	1:11.832	22	2 LAPS	1:12.459	8	2 LAPS	1:07.921			
1	1 LAP	1:10.192	15	2 LAPS	1:11.618				31	2 LAPS	1:14.403			
25	1 LAP	1:07.987	43	51.400	1:02.566				33	3 LAPS	1:18.774			
43	47.753	1:04.361	6	1 LAP	1:06.844				43	59.425	1:02.452			
42	1 LAP	1:10.070	1	1 LAP	1:06.713				22	2 LAPS	1:12.963			
			25	1 LAP	1:07.314									

Weather / Track: Bright / Dry

Pembrey
Circuit Length = 1.4560 miles.
Start: 13:35 End: 13:49

BookaTrack.com Caterham Graduate Championship - Super Graduate Class QUALIFYING RACE 2

POS	NO	CL	NAME	NAT	ENTRY	TIME	LAPS	GAP	MPH
1	59		Nick HARYETT		Caterham Seven	1:07.151	14		78.05
2	61		Rory YOUNG		Caterham Seven	1:07.487	14	0.336	77.66
3	54		John WATSON		Caterham Seven	1:07.771	14	0.620	77.34
4	62		Will FARRELLY		Caterham Seven	1:07.779	12	0.628	77.33
5	71		Thomas LYON		Caterham Seven	1:08.055	14	0.904	77.02
6	67		Malcolm BARNETT		Caterham Seven	1:08.110	14	0.959	76.95
7	52		Brian BARRY		Caterham Seven	1:08.382	13	1.231	76.65
8	60		Mike SOLAN		Caterham Seven	1:08.415	14	1.264	76.61
9	66		Matthew GILLBANKS		Caterham Seven	1:08.459	13	1.308	76.56
10	74		David JONES		Caterham Seven	1:08.622	14	1.471	76.38
11	73		Simon POWELL		Caterham Seven	1:08.784	14	1.633	76.20
12	65		Benjamin STURGES		Caterham Seven	1:09.673	13	2.522	75.23
13	51		Alan WILLIAMSON		Caterham Seven	1:10.558	13	3.407	74.28
14	53		Tom OVERTON		Caterham Seven	1:10.623	13	3.472	74.21
15	76		Martin GOSS		Caterham Seven	1:11.175	13	4.024	73.64
16	55		Iain MILLIGAN		Caterham Seven	1:17.284	4	10.133	67.82

Weather / Track : Bright / Dry

Pembrey
Circuit Length = 1.4560 miles.
Start: 09:30 End: 09:45

These results are provisional until the conclusion of any judicial and technical matters.

Clerk of Course:	Stewards:	Timekeeper:
------------------	-----------	-------------

BookaTrack.com Caterham Graduate Championship - Super Graduate Class QUALIFYING LAP ANALYSIS - RACE 2

51	Alan WILLIAMSON	Caterham Seven
1 - 4:44.934	6 - 1:11.277	11 - 1:10.901
2 - 1:18.635	7 - 1:10.998	12 - 1:11.169
3 - 1:14.359	8 - 1:10.558	13 - 1:10.863
4 - 1:12.207	9 - 1:13.000	
5 - 1:11.256	10 - 1:11.856	
52	Brian BARRY	Caterham Seven
1 - 4:48.483	6 - 1:10.532	11 - 1:09.113
2 - 1:25.328	7 - 1:09.096	12 - 1:08.382
3 - 1:19.765	8 - 1:08.972	13 - 1:11.150
4 - 1:16.439	9 - 1:08.932	
5 - 1:12.215	10 - 1:08.768	
53	Tom OVERTON	Caterham Seven
1 - 4:44.632	6 - 1:11.128	11 - 1:11.607
2 - 1:19.458	7 - 1:10.865	12 - 1:11.149
3 - 1:14.118	8 - 1:10.623	13 - 1:10.987
4 - 1:13.165	9 - 1:11.976	
5 - 1:10.782	10 - 1:11.250	
54	John WATSON	Caterham Seven
1 - 4:28.099	6 - 1:07.771	11 - 1:08.869
2 - 1:12.551	7 - 1:08.231	12 - 1:08.426
3 - 1:09.310	8 - 1:09.018	13 - 1:09.583
4 - 1:09.319	9 - 1:09.571	14 - 1:10.240
5 - 1:08.222	10 - 1:09.258	
55	Iain MILLIGAN	Caterham Seven
1 - 4:34.088		
2 - 1:17.284		
3 - 1:38.338P		
4 - X:00.000		
59	Nick HARYETT	Caterham Seven
1 - 4:25.950	6 - 1:08.065	11 - 1:07.972
2 - 1:12.410	7 - 1:07.828	12 - 1:07.582
3 - 1:08.984	8 - 1:09.216	13 - 1:07.151
4 - 1:08.347	9 - 1:08.094	14 - 1:09.518
5 - 1:07.799	10 - 1:07.619	
60	Mike SOLAN	Caterham Seven
1 - 4:25.717	6 - 1:08.641	11 - 1:09.215
2 - 1:12.416	7 - 1:08.799	12 - 1:10.020
3 - 1:09.857	8 - 1:09.937	13 - 1:10.045
4 - 1:08.443	9 - 1:09.489	14 - 1:08.949
5 - 1:08.415	10 - 1:19.446	

Weather / Track : Bright / Dry

Pembrey
Circuit Length = 1.4560 miles.
Start: 09:30 End: 09:45

BookaTrack.com Caterham Graduate Championship - Super Graduate Class

QUALIFYING LAP ANALYSIS - RACE 2

(contd.)

61	Rory YOUNG	Caterham Seven
1 - 4:33.197	6 - 1:08.800	11 - 1:08.023
2 - 1:16.119	7 - 1:08.149	12 - 1:07.487
3 - 1:08.555	8 - 1:08.566	13 - 1:08.085
4 - 1:08.671	9 - 1:08.167	14 - 1:07.687
5 - 1:08.113	10 - 1:08.317	
62	Will FARRELLY	Caterham Seven
1 - 4:27.274	6 - 1:08.024	11 - 1:08.923
2 - 1:13.177	7 - 1:07.779	12 - 1:08.433
3 - 1:09.738	8 - 1:07.975	
4 - 1:08.421	9 - 1:10.328	
5 - 1:08.195	10 - 1:09.733	
65	Benjamin STURGES	Caterham Seven
1 - 4:39.563	6 - 1:10.723	11 - 1:09.784
2 - 1:17.786	7 - 1:10.476	12 - 1:09.995
3 - 1:15.205	8 - 1:10.765	13 - 1:09.673
4 - 1:28.328	9 - 1:10.814	
5 - 1:11.395	10 - 1:10.174	
66	Matthew GILLBANKS	Caterham Seven
1 - 4:43.262	6 - 1:08.854	11 - 1:08.459
2 - 1:32.777	7 - 1:10.847	12 - 1:17.348
3 - 1:25.450	8 - 1:08.633	13 - 1:08.674
4 - 1:18.865	9 - 1:30.648	
5 - 1:09.145	10 - 1:09.678	
67	Malcolm BARNETT	Caterham Seven
1 - 4:46.699	6 - 1:09.686	11 - 1:08.776
2 - 1:17.684	7 - 1:09.295	12 - 1:08.110
3 - 1:14.685	8 - 1:09.027	13 - 1:10.969P
4 - 1:11.284	9 - 1:08.960	14 - 1:09.748
5 - 1:09.248	10 - 1:08.532	
71	Thomas LYON	Caterham Seven
1 - 4:44.068	6 - 1:09.408	11 - 1:08.055
2 - 1:17.603	7 - 1:09.668	12 - 1:08.280
3 - 1:12.029	8 - 1:08.649	13 - 1:08.665
4 - 1:11.161	9 - 1:08.961	14 - 1:08.544
5 - 1:10.791	10 - 1:08.653	
73	Simon POWELL	Caterham Seven
1 - 4:31.562	6 - 1:09.848	11 - 1:08.980
2 - 1:17.481	7 - 1:09.401	12 - 1:08.784
3 - 1:12.595	8 - 1:10.303	13 - 1:12.653
4 - 1:16.544	9 - 1:10.326	14 - 1:10.702
5 - 1:10.211	10 - 1:09.321	

Weather / Track : Bright / Dry

Pembrey
Circuit Length = 1.4560 miles.
Start: 09:30 End: 09:45


BookaTrack.com Caterham Graduate Championship - Super Graduate Class

QUALIFYING LAP ANALYSIS - RACE 2

(contd.)

74	David JONES	Caterham Seven			
1 -	4:37.755	6 -	1:10.148	11 -	1:10.300
2 -	1:13.992	7 -	1:09.761	12 -	1:09.542
3 -	1:10.415	8 -	1:10.080	13 -	1:10.738
4 -	1:10.104	9 -	1:09.804	14 -	1:08.622
5 -	1:10.026	10 -	1:12.573		
76	Martin GOSS	Caterham Seven			
1 -	4:30.196	6 -	1:12.159	11 -	1:11.264
2 -	1:17.257	7 -	1:12.019	12 -	1:12.195
3 -	1:46.736	8 -	1:12.463	13 -	1:11.777
4 -	1:18.310	9 -	1:21.815		
5 -	1:12.300	10 -	1:11.175		

**BookaTrack.com Caterham Graduate Championship - Super Graduate Class
GRID - RACE 2 - 2nd Amended**



Weather / Track : Bright / Dry

Pembrey
Circuit Length = 1.4560 miles.
Start: 09:30 End: 09:45

These results are provisional until the conclusion of any judicial and technical matters.

Clerk of Course:	Stewards:	Timekeeper:
------------------	-----------	-------------

BookaTrack.com Caterham Graduate Championship - Super Graduate Class

RACE CLASSIFICATION - RACE 2 - AMENDED

POS	NO	CL	NAME	NAT	ENTRY	TIME	LAPS	GAP	MPH	BEST
1	61		Rory YOUNG		Caterham Seven	16:09.001	14		75.73	1:07.925
2	67		Malcolm BARNETT		Caterham Seven	16:09.235	14	0.234	75.71	1:07.934
3	59		Nick HARYETT		Caterham Seven	16:09.311	14	0.310	75.70	1:07.786
4	60		Mike SOLAN		Caterham Seven	16:22.652	14	13.651	74.67	1:08.510
5	54		John WATSON		Caterham Seven	16:24.121	14	15.120	74.56	1:08.880
6	62		Will FARRELLY		Caterham Seven	16:24.740	14	15.739	74.52	1:08.058
7	71		Thomas LYON		Caterham Seven	16:25.955	14	16.954	74.42	1:08.574
8	52		Brian BARRY		Caterham Seven	16:26.189	14	17.188	74.41	1:08.338
9	73		Simon POWELL		Caterham Seven	16:27.243	14	18.242	74.33	1:08.639
10	66		Matthew GILLBANKS		Caterham Seven	16:38.656	14	29.655	73.48	1:08.565
11	53		Tom OVERTON		Caterham Seven	16:42.596	14	33.595	73.19	1:09.732
12	51		Alan WILLIAMSON		Caterham Seven	16:46.100	14	37.099	72.93	1:10.305
13	65		Benjamin STURGES		Caterham Seven	16:46.651	14	37.650	72.89	1:09.318
14	74		David JONES		Caterham Seven	16:46.768	14	37.767	72.88	1:10.189
15	55		Iain MILLIGAN		Caterham Seven	17:01.821	14	52.820	71.81	1:10.935
16	116		Kim RAYMENT		Caterham Seven	17:11.781	14	1:02.780	71.12	1:12.340
17	76		Martin GOSS		Caterham Seven	16:17.179	13	1 LAP	69.73	1:11.360
18	136		Mark GREGORY		Caterham Seven	16:26.343	13	1 LAP	69.08	1:13.184
19	134		David HEWITT		Caterham Seven	16:33.038	13	1 LAP	68.61	1:13.933
20	120		David GUY		Caterham Seven	16:33.353	13	1 LAP	68.59	1:13.564
21	121		Darren GRAINGER		Caterham Seven	16:38.976	13	1 LAP	68.21	1:13.852
22	138		Andrew FLETCHER		Caterham Seven	16:40.101	13	1 LAP	68.13	1:14.567
23	128		Pete CANNARD		Caterham Seven	16:59.504	13	1 LAP	66.83	1:15.887
24	137		Paul HARBACH		Caterham Seven	16:16.891	12	2 LAPS	64.38	1:14.322

FASTEST LAP

59	Nick HARYETT	Caterham Seven	1:07.786	9	77.32mph	124.44kph
----	--------------	----------------	----------	---	----------	-----------

Weather / Track : Bright / Dry

Pembrey
Circuit Length = 1.4560 miles.
Start: 14:04 End: 14:20

These results are provisional until the conclusion of any judicial and technical matters.

Clerk of Course:	Stewards:	Timekeeper:
------------------	-----------	-------------

BookaTrack.com Caterham Graduate Championship - Super Graduate Class

LAP CHART - RACE 2

Lap 1			Lap 2			Lap 3			Lap 4			Lap 5		
No	Behind	Laptime	No	Behind	Laptime	No	Behind	Laptime	No	Behind	Laptime	No	Behind	Laptime
59		1:15.003	59		1:08.958	59		1:08.717	59		1:08.662	59		1:08.215
61	0.230	1:15.233	61	0.546	1:09.274	61	0.229	1:08.400	61	0.118	1:08.551	61	0.103	1:08.200
67	1.442	1:16.445	67	0.845	1:08.361	67	0.650	1:08.522	67	0.315	1:08.327	67	0.599	1:08.499
54	1.711	1:16.714	60	2.105	1:08.690	60	1.898	1:08.510	60	2.237	1:09.001	60	2.955	1:08.933
60	2.373	1:17.376	54	2.636	1:09.883	54	3.934	1:10.015	54	4.290	1:09.018	54	4.955	1:08.880
71	3.032	1:18.035	71	2.878	1:08.804	71	4.159	1:09.998	71	4.914	1:09.417	71	5.388	1:08.689
73	3.473	1:18.476	73	4.066	1:09.551	73	4.454	1:09.105	73	5.288	1:09.496	73	5.712	1:08.639
52	5.045	1:20.048	52	6.512	1:10.425	52	7.055	1:09.260	52	6.989	1:08.596	52	7.112	1:08.338
74	5.221	1:20.224	74	6.530	1:10.267	62	9.882	1:11.315	62	9.824	1:08.604	62	9.671	1:08.062
66	5.721	1:20.724	62	7.284	1:09.808	66	11.093	1:12.186	66	10.996	1:08.565	66	11.660	1:08.879
62	6.434	1:21.437	66	7.624	1:10.861	53	11.405	1:09.732	53	13.303	1:10.560	53	16.569	1:11.481
53	6.813	1:21.816	53	10.390	1:12.535	65	14.375	1:12.698	65	16.731	1:11.018	65	19.556	1:11.040
65	8.198	1:23.201	65	10.394	1:11.154	51	14.494	1:12.235	51	16.976	1:11.144	51	19.696	1:10.935
51	8.850	1:23.853	51	10.976	1:11.084	74	16.587	1:18.774	74	18.603	1:10.678	74	20.978	1:10.590
116	9.229	1:24.232	55	13.129	1:12.346	55	16.815	1:12.403	55	19.088	1:10.935	55	22.918	1:12.045
55	9.741	1:24.744	116	14.151	1:13.880	116	18.436	1:13.002	116	23.178	1:13.404	116	27.303	1:12.340
76	10.618	1:25.621	120	18.505	1:15.751	137	24.712	1:14.664	134	32.628	1:15.460	134	40.327	1:15.914
120	11.712	1:26.715	137	18.765	1:14.865	120	25.537	1:15.749	120	33.219	1:16.344	120	40.846	1:15.842
137	12.858	1:27.861	134	20.172	1:15.371	134	25.830	1:14.375	121	33.578	1:15.970	121	41.373	1:16.010
134	13.759	1:28.762	121	20.471	1:15.326	121	26.270	1:14.516	138	34.142	1:15.385	138	42.400	1:16.473
121	14.103	1:29.106	138	21.256	1:15.463	138	27.419	1:14.880	136	36.236	1:14.421	136	41.952	1:13.931
138	14.751	1:29.754	76	22.602	1:20.942	136	30.477	1:15.817	76	36.649	1:14.012	76	42.421	1:13.987
128	15.460	1:30.463	128	22.903	1:16.401	128	31.207	1:17.021	128	39.402	1:16.857	128	47.211	1:16.024
136	16.507	1:31.510	136	23.377	1:15.828	76	31.299	1:17.414	137	42.687	1:26.637	137	49.008	1:14.536

Weather / Track : Bright / Dry

Pembrey
 Circuit Length = 1.4560 miles.
 Start: 14:04 End: 14:20

BookaTrack.com Caterham Graduate Championship - Super Graduate Class

LAP CHART - RACE 2

(contd.)

Lap 6			Lap 7			Lap 8			Lap 9			Lap 10		
No	Behind	Laptime	No	Behind	Laptime	No	Behind	Laptime	No	Behind	Laptime	No	Behind	Laptime
59		1:08.739	61		1:09.294	67		1:08.367	67		1:07.934	67		1:08.641
61	0.427	1:09.063	67	0.212	1:09.405	59	0.424	1:08.515	59	0.276	1:07.786	120	1 LAP	1:15.945
67	0.528	1:08.668	59	0.488	1:10.209	61	1.469	1:10.048	61	1.983	1:08.448	59	0.138	1:08.503
60	3.993	1:09.777	60	4.129	1:09.857	60	5.124	1:09.574	128	1 LAP	1:18.122	61	1.581	1:08.239
71	5.738	1:09.089	71	4.591	1:08.574	71	5.468	1:09.456	60	7.774	1:10.584	138	1 LAP	1:18.537
54	5.986	1:09.770	52	5.584	1:08.415	52	5.610	1:08.605	71	8.062	1:10.528	121	1 LAP	1:19.983
52	6.890	1:08.517	54	6.165	1:09.900	73	7.223	1:09.454	52	8.218	1:10.542	60	9.756	1:10.623
73	7.178	1:10.205	73	6.348	1:08.891	54	7.751	1:10.165	73	9.498	1:10.209	71	10.112	1:10.691
62	9.477	1:08.545	62	7.814	1:08.058	62	7.852	1:08.617	62	10.327	1:10.409	52	10.236	1:10.659
66	13.052	1:10.131	66	13.869	1:10.538	66	15.295	1:10.005	54	10.800	1:10.983	73	10.534	1:09.677
53	22.014	1:14.184	53	20.037	1:07.744	53	21.941	1:10.483	66	19.437	1:12.076	62	11.030	1:09.344
51	22.319	1:11.362	65	22.837	1:09.318	65	24.913	1:10.655	53	25.121	1:11.114	54	11.919	1:09.760
65	23.240	1:12.423	51	22.968	1:10.370	51	25.070	1:10.681	65	27.759	1:10.780	128	1 LAP	1:22.273
74	23.256	1:11.017	74	24.041	1:10.506	74	26.003	1:10.541	51	28.001	1:10.865	66	21.633	1:10.837
55	26.570	1:12.391	55	29.119	1:12.270	55	32.509	1:11.969	137	1 LAP	1:43.211P	53	27.015	1:10.535
116	31.533	1:12.969	116	34.255	1:12.443	116	38.420	1:12.744	74	28.757	1:10.688	65	29.472	1:10.354
134	46.691	1:15.103	134	52.237	1:15.267	76	58.461	1:14.060	55	35.951	1:11.376	51	29.665	1:10.305
120	47.412	1:15.305	120	52.565	1:14.874	136	1:00.115	1:14.770	116	43.210	1:12.724	74	30.305	1:10.189
121	47.800	1:15.166	76	52.980	1:14.277	120	1:00.766	1:16.780	76	1:02.950	1:12.423	55	39.161	1:11.851
136	48.194	1:14.981	136	53.924	1:15.451	134	1:01.194	1:17.536	136	1:05.407	1:13.226	116	47.464	1:12.895
76	48.424	1:14.742	121	54.377	1:16.298	121	1:01.714	1:15.916	134	1:08.343	1:15.083	137	1 LAP	1:33.299
138	49.433	1:15.772	138	55.162	1:15.450	138	1:02.423	1:15.840				76	1:06.156	1:11.847
128	54.359	1:15.887	128	1:02.071	1:17.433									
137	54.591	1:14.322	137	1:02.947	1:18.077									

Weather / Track : Bright / Dry

Pembrey
 Circuit Length = 1.4560 miles.
 Start: 14:04 End: 14:20

BookaTrack.com Caterham Graduate Championship - Super Graduate Class

LAP CHART - RACE 2

(contd.)

Lap 11			Lap 12			Lap 13			Lap 14			Lap 15		
No	Behind	Laptime	No	Behind	Laptime	No	Behind	Laptime	No	Behind	Laptime	No	Behind	Laptime
67		1:08.614	67		1:09.023	67		1:08.942	61		1:08.771			
59	0.162	1:08.638	59	0.201	1:09.062	61	0.482	1:08.482	67	0.234	1:09.487			
136	1 LAP	1:13.736	61	0.942	1:07.925	59	0.701	1:09.442	59	0.310	1:08.862			
61	2.040	1:09.073	76	1 LAP	1:13.711	76	1 LAP	1:11.360	137	2 LAPS	1:17.899			
134	1 LAP	1:14.932	136	1 LAP	1:13.184	136	1 LAP	1:13.262	76	1 LAP	1:12.783			
120	1 LAP	1:14.731	60	11.704	1:09.616	60	12.007	1:09.245	60	13.651	1:10.897			
60	11.111	1:09.969	134	1 LAP	1:16.024	54	15.299	1:10.070	54	15.120	1:09.074			
71	11.722	1:10.224	120	1 LAP	1:15.944	62	16.344	1:11.679	62	15.739	1:08.648			
52	12.692	1:11.070	62	13.607	1:09.631	71	15.971	1:11.498	71	16.954	1:10.236			
62	12.999	1:10.583	71	13.415	1:10.716	52	16.381	1:11.698	52	17.188	1:10.060			
73	13.470	1:11.550	52	13.625	1:09.956	73	18.264	1:12.673	136	1 LAP	1:16.226			
54	13.926	1:10.621	54	14.171	1:09.268	134	1 LAP	1:15.278	73	18.242	1:09.231			
138	1 LAP	1:18.183	73	14.533	1:10.086	120	1 LAP	1:15.809	134	1 LAP	1:13.933			
121	1 LAP	1:18.523	138	1 LAP	1:14.567	121	1 LAP	1:13.995	120	1 LAP	1:13.564			
66	24.408	1:11.389	121	1 LAP	1:13.852	138	1 LAP	1:15.172	66	29.655	1:11.829			
128	1 LAP	1:18.034	66	25.867	1:10.482	66	27.079	1:10.154	121	1 LAP	1:14.315			
53	29.455	1:11.054	53	30.928	1:10.496	53	32.530	1:10.544	138	1 LAP	1:14.625			
51	31.880	1:10.829	65	33.384	1:10.662	65	35.378	1:10.936	53	33.595	1:10.318			
65	31.745	1:10.887	74	34.050	1:10.949	74	35.693	1:10.585	51	37.099	1:10.396			
74	32.124	1:10.433	51	34.473	1:11.616	51	35.956	1:10.425	65	37.650	1:11.525			
55	46.105	1:15.558	128	1 LAP	1:18.395	128	1 LAP	1:16.631	74	37.767	1:11.327			
116	51.729	1:12.879	55	48.171	1:11.089	55	50.662	1:11.433	128	1 LAP	1:15.963			
137	1 LAP	1:16.096	116	55.289	1:12.583	116	59.268	1:12.921	55	52.820	1:11.411			
			137	1 LAP	1:15.424				116	1:02.780	1:12.765			

Weather / Track : Bright / Dry

Pembrey
Circuit Length = 1.4560 miles.
Start: 14:04 End: 14:20

Manugistics TVR Car Club Challenge Cup

QUALIFYING - RACE 3

POS	NO	CL	NAME	NAT	ENTRY	TIME	LAPS	GAP	MPH
1	60	B	Steve HALL		TVR Tasmin	1:09.312	12		75.62
2	54	B	Patrick SMITH		TVR Tasmin	1:09.480	13	0.168	75.44
3	55	B	Kevan GORE		TVR Tasmin	1:09.729	11	0.417	75.17
4	42	A	Steve LEWIS		TVR Tasmin	1:10.531	12	1.219	74.31
5	64	A	David REYNOLDS		TVR Tasmin	1:10.677	13	1.365	74.16
6	4	A	John SUMNER		TVR Tasmin	1:11.140	13	1.828	73.68
7	8	A	Graham WALDEN		TVR 280i	1:11.869	12	2.557	72.93
8	36	B	Geoff PARKINSON		TVR 3000M	1:11.963	12	2.651	72.83
9	10	A	Phil BOLDERSON		TVR Tasmin	1:13.298	13	3.986	71.51
10	27	A	Cliff JOBSON		TVR Tasmin	1:14.061	12	4.749	70.77

Weather / Track : Bright / Dry

Pembrey
Circuit Length = 1.4560 miles.
Start: 09:50 End: 10:05

These results are provisional until the conclusion of any judicial and technical matters.

Clerk of Course:	Stewards:	Timekeeper:
------------------	-----------	-------------

Manugistics TVR Car Club Challenge Cup LAP ANALYSIS - RACE 3

4	John SUMNER	TVR Tasmin
1 - 2:49.565	6 - 1:12.533	11 - 1:11.996
2 - 1:30.839	7 - 1:12.564	12 - 1:12.708
3 - 1:16.554	8 - 1:11.539	13 - 1:11.574
4 - 1:14.427	9 - 1:11.140	
5 - 1:13.412	10 - 1:11.482	
8	Graham WALDEN	TVR 280i
1 - 2:52.658	6 - 1:14.434	11 - 1:12.029
2 - 1:48.034	7 - 1:20.904	12 - 1:11.869
3 - 1:16.940	8 - 1:13.988	
4 - 1:19.128	9 - 1:12.327	
5 - 1:12.593	10 - 1:22.210	
10	Phil BOLDERSON	TVR Tasmin
1 - 2:43.586	6 - 1:13.374	11 - 1:21.901
2 - 1:33.785	7 - 1:13.604	12 - 1:13.499
3 - 1:20.817	8 - 1:15.389	13 - 1:14.141
4 - 1:14.691	9 - 1:14.459	
5 - 1:13.594	10 - 1:13.298	
27	Cliff JOBSON	TVR Tasmin
1 - 2:50.684	6 - 1:15.423	11 - 1:14.061
2 - 1:33.490	7 - 1:15.918	12 - 1:14.378
3 - 1:21.767	8 - 1:16.280	
4 - 1:20.822	9 - 1:14.914	
5 - 1:17.930	10 - 1:15.225	
36	Geoff PARKINSON	TVR 3000M
1 - 2:56.252	6 - 1:16.251	11 - 1:19.956
2 - 1:36.955	7 - 1:15.324	12 - 1:11.963
3 - 1:18.793	8 - 1:25.291	
4 - 1:15.441	9 - 1:31.217	
5 - 1:14.227	10 - 1:27.189	
42	Steve LEWIS	TVR Tasmin
1 - 3:00.231	6 - 1:10.973	11 - 1:10.531
2 - 1:45.349	7 - 1:13.672	12 - 1:14.582
3 - 1:17.212	8 - 1:12.683	
4 - 1:14.587	9 - 1:11.069	
5 - 1:21.573	10 - 1:28.118	
54	Patrick SMITH	TVR Tasmin
1 - 2:46.030	6 - 1:12.389	11 - 1:10.303
2 - 1:27.356	7 - 1:12.202	12 - 1:10.156
3 - 1:11.501	8 - 1:10.932	13 - 1:09.480
4 - 1:39.738	9 - 1:10.331	
5 - 1:14.529	10 - 1:10.806	

Weather / Track : Bright / Dry

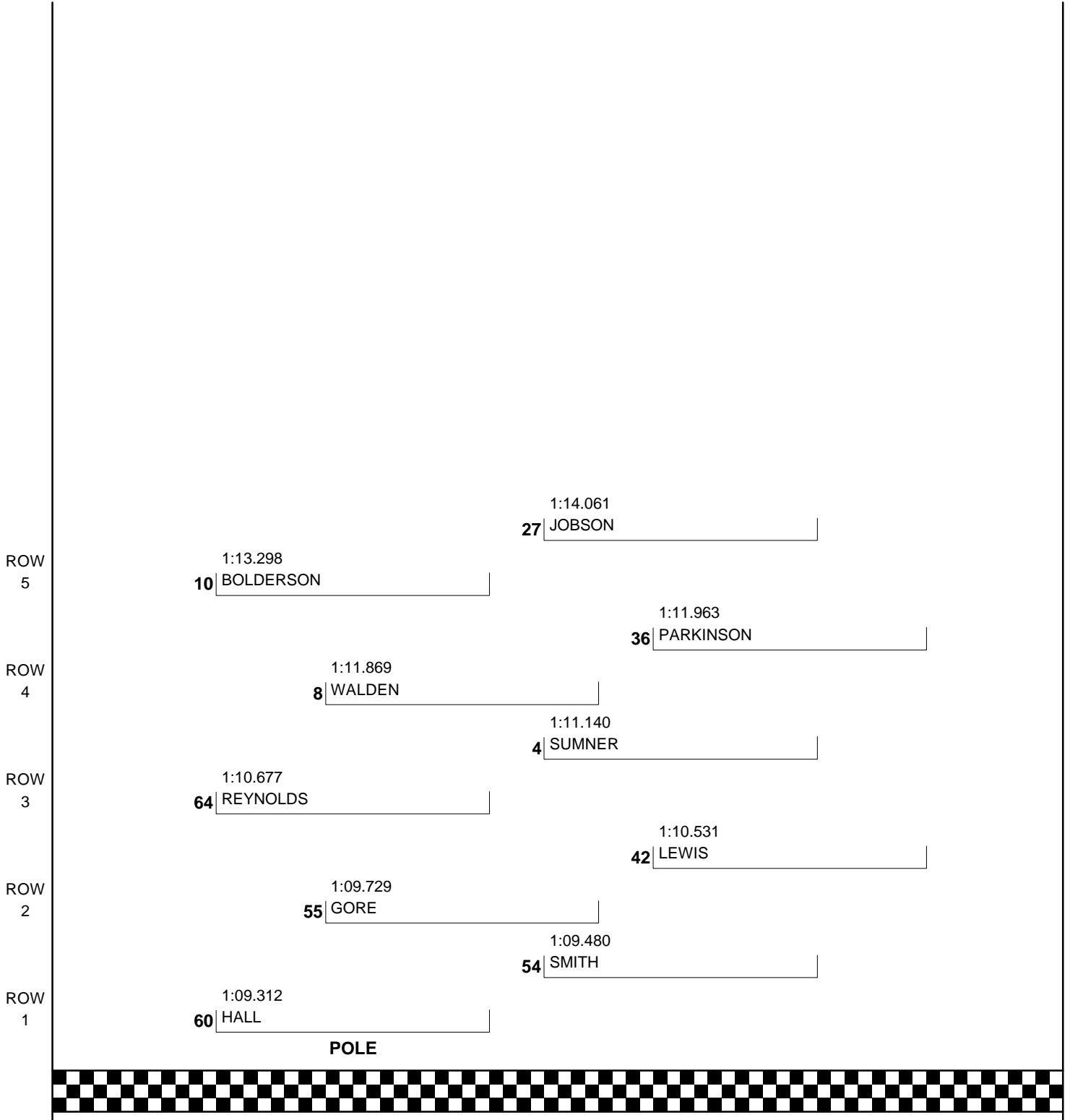
Pembrey
Circuit Length = 1.4560 miles.
Start: 09:50 End: 10:05

Manugistics TVR Car Club Challenge Cup LAP ANALYSIS - RACE 3

(contd.)

55	Kevan GORE	TVR Tasmin
1 - 2:44.426	6 - 1:09.925	11 - 1:09.729
2 - 1:32.802	7 - 1:15.348	
3 - 1:14.208	8 - 1:32.721P	
4 - 1:11.692	9 - 3:08.983	
5 - 1:11.411	10 - 1:14.740	
60	Steve HALL	TVR Tasmin
1 - 3:06.777	6 - 1:09.312	11 - 1:12.562
2 - 1:43.523	7 - 1:18.677	12 - 1:12.556
3 - 1:20.693	8 - 1:12.840	
4 - 1:15.195	9 - 1:10.809	
5 - 1:10.730	10 - 1:12.161	
64	David REYNOLDS	TVR Tasmin
1 - 2:48.065	6 - 1:14.000	11 - 1:15.072
2 - 1:34.769	7 - 1:13.094	12 - 1:10.677
3 - 1:22.627	8 - 1:14.443	13 - 1:12.124
4 - 1:23.746	9 - 1:13.800	
5 - 1:18.235	10 - 1:13.531	

**Manugistics TVR Car Club Challenge Cup
GRID - RACE 3**



Weather / Track : Bright / Dry

Pembrey
Circuit Length = 1.4560 miles.
Start: 09:50 End: 10:05

These results are provisional until the conclusion of any judicial and technical matters.

Clerk of Course:	Stewards:	Timekeeper:
------------------	-----------	-------------

Manugistics TVR Car Club Challenge Cup

CLASSIFICATION - RACE 3

POS	NO	CL	NAME	NAT	ENTRY	TIME	LAPS	GAP	MPH	BEST
1	55	B	Kevan GORE		TVR Tasmin	17:00.541	14		71.90	1:10.034
2	42	A	Steve LEWIS		TVR Tasmin	17:09.249	14	8.708	71.29	1:10.293
3	64	B	David REYNOLDS		TVR Tasmin	17:35.459	14	34.918	69.52	1:11.872
4	54	B	Patrick SMITH		TVR Tasmin	17:37.863	14	37.322	69.36	1:10.494
5	8	A	Graham WALDEN		TVR 280i	17:38.304	14	37.763	69.34	1:12.798
6	27	A	Cliff JOBSON		TVR Tasmin	18:05.828	14	1:05.287	67.58	1:13.009
7	36	Q	Geoff PARKINSON		TVR 3000M	18:05.994	14	1:05.453	67.57	1:13.377
8	10	A	Phil BOLDERSON		TVR Tasmin	18:14.114	14	1:13.573	67.07	1:12.582
NOT CLASSIFIED										
60	B		Steve HALL		TVR Tasmin	11:11.903	9	D.N.F.	70.21	1:12.216
4	A		John SUMNER		TVR Tasmin	2:04.327	1	D.N.F.	42.16	
FASTEST LAP										
55	B		Kevan GORE		TVR Tasmin	1:10.034	4	74.84mph	120.44kph	
42	A		Steve LEWIS		TVR Tasmin	1:10.293	5	74.56mph	120.00kph	
36	Q		Geoff PARKINSON		TVR 3000M	1:13.377	8	71.43mph	114.96kph	

Weather / Track : Bright / Dry

Pembrey
Circuit Length = 1.4560 miles.
Start: 14:30 End: 14:47

These results are provisional until the conclusion of any judicial and technical matters.

Clerk of Course:	Stewards:	Timekeeper:
------------------	-----------	-------------

Manugistics TVR Car Club Challenge Cup

LAP CHART - RACE 3

Lap 1			Lap 2			Lap 3			Lap 4			Lap 5		
No	Behind	Laptime	No	Behind	Laptime	No	Behind	Laptime	No	Behind	Laptime	No	Behind	Laptime
60		1:17.374	55		1:10.187	55		1:10.566	55		1:10.034	55		1:10.474
55	1.375	1:18.749	60	0.654	1:12.216	42	4.703	1:12.869	42	5.666	1:10.997	42	5.485	1:10.293
42	2.656	1:20.030	42	2.400	1:11.306	60	8.673	1:18.585	60	11.624	1:12.985	60	13.830	1:12.680
54	3.791	1:21.165	36	8.031	1:13.861	36	13.198	1:15.733	36	17.536	1:14.372	36	21.539	1:14.477
36	5.732	1:23.106	64	10.286	1:15.374	64	13.958	1:14.238	8	18.663	1:13.556	64	21.830	1:12.673
64	6.474	1:23.848	8	12.501	1:16.785	8	15.141	1:13.206	64	19.631	1:15.707	8	21.946	1:13.757
8	7.278	1:24.652	10	13.126	1:16.330	10	16.537	1:13.977	10	20.401	1:13.898	54	22.735	1:12.175
10	8.358	1:25.732	27	14.149	1:16.166	54	19.975	1:15.407	54	21.034	1:11.093	10	25.186	1:15.259
27	9.545	1:26.919	54	15.134	1:22.905	27	20.967	1:17.384	27	24.390	1:13.457	27	27.666	1:13.750
4	46.953	2:04.327P												

Weather / Track : Bright / Dry

Pembrey
 Circuit Length = 1.4560 miles.
 Start: 14:30 End: 14:47

Manugistics TVR Car Club Challenge Cup

LAP CHART - RACE 3

(contd.)

Lap 6			Lap 7			Lap 8			Lap 9			Lap 10		
No	Behind	Laptime	No	Behind	Laptime	No	Behind	Laptime	No	Behind	Laptime	No	Behind	Laptime
55		1:11.546	55		1:10.821	55		1:10.593	55		1:10.296	55		1:13.440
42	4.324	1:10.385	42	3.956	1:10.453	42	3.925	1:10.562	42	4.015	1:10.386	42	5.915	1:15.340
60	14.690	1:12.406	60	16.449	1:12.580	60	18.852	1:12.996	60	28.637	1:20.081	64	30.912	1:15.434
64	22.756	1:12.472	64	24.416	1:12.481	64	25.695	1:11.872	64	28.918	1:13.519	54	33.504	1:16.331
36	25.121	1:15.128	54	26.739	1:12.192	54	26.640	1:10.494	54	30.613	1:14.269	8	39.706	1:16.757
54	25.368	1:14.179	36	27.981	1:13.681	36	30.765	1:13.377	8	36.389	1:15.573	10	48.265	1:24.127
8	25.826	1:15.426	8	28.907	1:13.902	8	31.112	1:12.798	10	37.578	1:15.726	27	51.293	1:20.683
10	27.342	1:13.702	10	30.159	1:13.638	10	32.148	1:12.582	27	44.050	1:19.711	36	58.581	1:20.634
27	29.921	1:13.801	27	32.219	1:13.119	27	34.635	1:13.009	36	51.387	1:30.918			

Weather / Track : Bright / Dry

Pembrey
 Circuit Length = 1.4560 miles.
 Start: 14:30 End: 14:47

Manugistics TVR Car Club Challenge Cup

LAP CHART - RACE 3

(contd.)

Lap 11			Lap 12			Lap 13			Lap 14			Lap 15		
No	Behind	Laptime	No	Behind	Laptime	No	Behind	Laptime	No	Behind	Laptime	No	Behind	Laptime
55		1:16.238	55		1:16.562	55		1:15.475	55		1:15.560			
42	7.373	1:17.696	42	8.218	1:17.407	42	8.200	1:15.457	42	8.708	1:16.068			
64	31.695	1:17.021	64	30.474	1:15.341	64	32.111	1:17.112	64	34.918	1:18.367			
54	35.254	1:17.988	54	36.266	1:17.574	54	37.197	1:16.406	54	37.322	1:15.685			
8	39.394	1:15.926	8	38.064	1:15.232	8	38.058	1:15.469	8	37.763	1:15.265			
10	51.400	1:19.373	10	53.060	1:18.222	27	1:02.179	1:20.287	27	1:05.287	1:18.668			
27	55.327	1:20.272	27	57.367	1:18.602	10	1:02.969	1:25.384	36	1:05.453	1:16.909			
36	1:01.073	1:18.730	36	1:02.217	1:17.706	36	1:04.104	1:17.362	10	1:13.573	1:26.164			

Weather / Track : Bright / Dry

Pembrey
 Circuit Length = 1.4560 miles.
 Start: 14:30 End: 14:47

BookaTrack.com Caterham Graduate Championship - Mega Graduate Class

QUALIFYING - RACE 4

POS	NO	CL	NAME	NAT	ENTRY	TIME	LAPS	GAP	MPH
1	2		Guy HALLEY		Caterham Seven	1:05.846	14		79.60
2	11		Christopher BATTEN		Caterham Seven	1:06.034	14	0.188	79.37
3	12		Paul HUDSON		Caterham Seven	1:06.070	14	0.224	79.33
4	1		Jamie ELLWOOD		Caterham Seven	1:06.109	14	0.263	79.28
5	18		Christian MARRYAT		Caterham Seven	1:06.410	13	0.564	78.92
6	21		Martin AMISON		Caterham Seven	1:06.443	14	0.597	78.88
7	8		Nick FROST		Caterham Seven	1:06.451	14	0.605	78.87
8	5		Tim JUMP		Caterham Seven	1:06.546	14	0.700	78.76
9	24		Michael THORNHILL		Caterham Seven	1:06.630	14	0.784	78.66
10	3		George LONGMUIR		Caterham Seven	1:06.741	14	0.895	78.53
11	4		Franek LOW		Caterham Seven	1:06.744	14	0.898	78.53
12	22		Keith PENNINGTON		Caterham Seven	1:06.894	14	1.048	78.35
13	7		Bob WILSON		Caterham Seven	1:06.994	14	1.148	78.24
14	28		Charlie HUNT		Caterham Seven	1:07.003	13	1.157	78.22
15	9		Valerie DIEDERICHS		Caterham Seven	1:07.035	14	1.189	78.19
16	10		Mike FESEMEYER		Caterham Seven	1:07.084	14	1.238	78.13

Weather / Track : Bright / Dry

Pembrey
Circuit Length = 1.4560 miles.
Start: 10:11 End: 10:26

These results are provisional until the conclusion of any judicial and technical matters.

Clerk of Course:	Stewards:	Timekeeper:
------------------	-----------	-------------

BookaTrack.com Caterham Graduate Championship - Mega Graduate Class

QUALIFYING LAP ANALYSIS - RACE 4

1	Jamie ELLWOOD	Caterham Seven			
1 -	5:05.657	6 -	1:08.960	11 -	1:09.207
2 -	1:09.915	7 -	1:07.005	12 -	1:09.910
3 -	1:07.469	8 -	1:11.083	13 -	1:17.789
4 -	1:08.990	9 -	1:08.595	14 -	1:19.420
5 -	1:06.687	10 -	1:06.109		
2	Guy HALLEY	Caterham Seven			
1 -	5:08.160	6 -	1:07.489	11 -	1:06.497
2 -	1:08.919	7 -	1:16.654	12 -	1:10.728
3 -	1:06.967	8 -	1:08.351	13 -	1:11.180
4 -	1:07.460	9 -	1:05.846	14 -	1:15.951P
5 -	1:07.058	10 -	1:07.372		
3	George LONGMUIR	Caterham Seven			
1 -	5:09.196	6 -	1:06.741	11 -	1:07.108
2 -	1:10.394	7 -	1:07.941	12 -	1:07.733
3 -	1:07.108	8 -	1:09.510	13 -	1:10.867
4 -	1:07.063	9 -	1:08.658	14 -	1:06.745
5 -	1:06.779	10 -	1:06.968		
4	Franek LOW	Caterham Seven			
1 -	5:05.963	6 -	1:07.173	11 -	1:07.512
2 -	1:10.993	7 -	1:09.004	12 -	1:11.148
3 -	1:07.794	8 -	1:11.803	13 -	1:09.911
4 -	1:07.698	9 -	1:06.951	14 -	1:13.171
5 -	1:06.744	10 -	1:15.574		
5	Tim JUMP	Caterham Seven			
1 -	5:12.946	6 -	1:07.981	11 -	1:07.656
2 -	1:11.495	7 -	1:07.577	12 -	1:07.217
3 -	1:09.709	8 -	1:07.251	13 -	1:08.739
4 -	1:08.153	9 -	1:06.546	14 -	1:08.897
5 -	1:20.951	10 -	1:07.636		
7	Bob WILSON	Caterham Seven			
1 -	5:12.422	6 -	1:08.352	11 -	1:07.657
2 -	1:11.855	7 -	1:07.571	12 -	1:07.440
3 -	1:09.435	8 -	1:07.643	13 -	1:24.775
4 -	1:09.624	9 -	1:06.994	14 -	1:26.275P
5 -	1:08.906	10 -	1:07.787		
8	Nick FROST	Caterham Seven			
1 -	5:14.595	6 -	1:07.451	11 -	1:07.430
2 -	1:12.414	7 -	1:07.200	12 -	1:06.451
3 -	1:07.238	8 -	1:06.816	13 -	1:08.365
4 -	1:12.859	9 -	1:07.222	14 -	1:07.551
5 -	1:07.620	10 -	1:09.044		

Weather / Track : Bright / Dry

Pembrey
 Circuit Length = 1.4560 miles.
 Start: 10:11 End: 10:26

BookaTrack.com Caterham Graduate Championship - Mega Graduate Class

QUALIFYING LAP ANALYSIS - RACE 4

(contd.)

9	Valerie DIEDERICHS	Caterham Seven
1 - 5:12.057	6 - 1:08.676	11 - 1:08.426
2 - 1:12.065	7 - 1:08.516	12 - 1:08.660
3 - 1:11.895	8 - 1:08.973	13 - 1:09.535
4 - 1:12.430	9 - 1:07.035	14 - 1:24.953P
5 - 1:10.832	10 - 1:09.423	
10	Mike FESEMEYER	Caterham Seven
1 - 5:21.761	6 - 1:08.085	11 - 1:07.423
2 - 1:11.956	7 - 1:07.546	12 - 1:07.542
3 - 1:09.065	8 - 1:07.714	13 - 1:08.669
4 - 1:08.581	9 - 1:07.084	14 - 1:31.100P
5 - 1:08.688	10 - 1:07.190	
11	Christopher BATTEN	Caterham Seven
1 - 5:08.887	6 - 1:07.989	11 - 1:07.953
2 - 1:11.234	7 - 1:07.251	12 - 1:09.180
3 - 1:07.097	8 - 1:08.505	13 - 1:13.466
4 - 1:07.567	9 - 1:06.034	14 - 1:07.257
5 - 1:06.385	10 - 1:07.216	
12	Paul HUDSON	Caterham Seven
1 - 5:20.052	6 - 1:07.438	11 - 1:07.231
2 - 1:10.178	7 - 1:07.567	12 - 1:07.537
3 - 1:08.302	8 - 1:07.298	13 - 1:09.707
4 - 1:12.232	9 - 1:06.070	14 - 1:08.023
5 - 1:07.256	10 - 1:07.714	
18	Christian MARRYAT	Caterham Seven
1 - 5:14.038	6 - 1:07.001	11 - 1:07.769
2 - 1:35.075P	7 - 1:06.884	12 - 1:11.451
3 - 1:57.756	8 - 1:06.410	13 - 1:14.886
4 - 1:08.542	9 - 1:07.876	
5 - 1:07.369	10 - 1:07.727	
21	Martin AMISON	Caterham Seven
1 - 5:08.665	6 - 1:07.548	11 - 1:07.470
2 - 1:12.671	7 - 1:07.408	12 - 1:09.476
3 - 1:07.409	8 - 1:11.193	13 - 1:08.499
4 - 1:06.898	9 - 1:06.443	14 - 1:08.089
5 - 1:06.624	10 - 1:07.530	
22	Keith PENNINGTON	Caterham Seven
1 - 5:15.770	6 - 1:20.262	11 - 1:07.951
2 - 1:12.100	7 - 1:08.166	12 - 1:07.723
3 - 1:09.354	8 - 1:08.184	13 - 1:09.218
4 - 1:10.233	9 - 1:06.894	14 - 1:22.876P
5 - 1:08.264	10 - 1:07.636	

Weather / Track : Bright / Dry

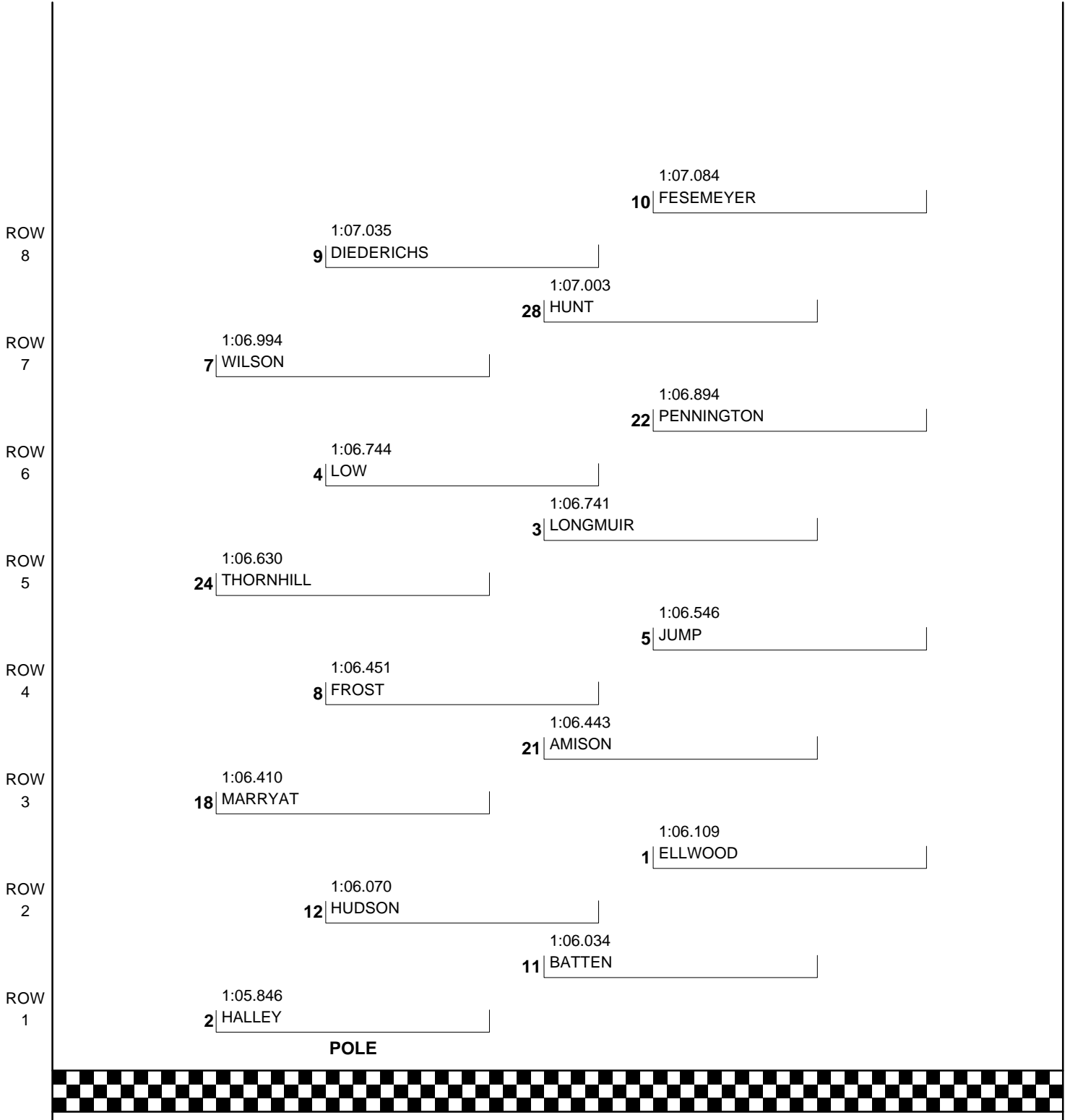
Pembrey
Circuit Length = 1.4560 miles.
Start: 10:11 End: 10:26

BookaTrack.com Caterham Graduate Championship - Mega Graduate Class QUALIFYING LAP ANALYSIS - RACE 4

(contd.)

24	Michael THORNHILL	Caterham Seven
1 - 5:07.738	6 - 1:07.589	11 - 1:08.083
2 - 1:10.619	7 - 1:07.764	12 - 1:07.471
3 - 1:08.190	8 - 1:15.010	13 - 1:07.870
4 - 1:07.608	9 - 1:09.618	14 - 1:07.358
5 - 1:06.630	10 - 1:08.481	
28	Charlie HUNT	Caterham Seven
1 - 5:19.529	6 - 1:29.543	11 - 1:10.500
2 - 1:09.328	7 - 1:07.652	12 - 1:09.001
3 - 1:11.826	8 - 1:38.707	13 - 1:15.530
4 - 1:07.814	9 - 1:07.078	
5 - 1:07.321	10 - 1:07.003	

**BookaTrack.com Caterham Graduate Championship - Mega Graduate Class
GRID - RACE 4**



Weather / Track : Bright / Dry

Pembrey
Circuit Length = 1.4560 miles.
Start: 10:11 End: 10:26

These results are provisional until the conclusion of any judicial and technical matters.

Clerk of Course:	Stewards:	Timekeeper:
------------------	-----------	-------------

BookaTrack.com Caterham Graduate Championship - Mega Graduate Class

RACE CLASSIFICATION - RACE 4

POS	NO	CL	NAME	NAT	ENTRY	TIME	LAPS	GAP	MPH	BEST
1	2		Guy HALLEY		Caterham Seven	15:54.032	14		76.91	1:06.793
2	1		Jamie ELLWOOD		Caterham Seven	15:55.868	14	1.836	76.77	1:06.790
3	3		George LONGMUIR		Caterham Seven	15:56.559	14	2.527	76.71	1:06.702
4	11		Christopher BATTEN		Caterham Seven	15:56.662	14	2.630	76.70	1:06.753
5	18		Christian MARRYAT		Caterham Seven	16:08.636	14	14.604	75.75	1:07.778
6	24		Michael THORNHILL		Caterham Seven	16:14.311	14	20.279	75.31	1:07.092
7	28		Charlie HUNT		Caterham Seven	16:16.555	14	22.523	75.14	1:07.020
8	4		Franek LOW		Caterham Seven	16:16.863	14	22.831	75.12	1:07.882
9	5		Tim JUMP		Caterham Seven	16:19.163	14	25.131	74.94	1:07.526
10	8		Nick FROST		Caterham Seven	16:19.305	14	25.273	74.93	1:06.673
11	7		Bob WILSON		Caterham Seven	16:23.419	14	29.387	74.62	1:08.060
12	22		Keith PENNINGTON		Caterham Seven	16:24.059	14	30.027	74.57	1:08.721
13	9		Valerie DIEDERICHS		Caterham Seven	16:24.320	14	30.288	74.55	1:08.147
14	10		Mike FESEMEYER		Caterham Seven	16:24.672	14	30.640	74.52	1:08.172
15	12		Paul HUDSON		Caterham Seven	14:34.966	12	2 LAPS	71.88	1:08.375

NOT CLASSIFIED

21			Martin AMISON		Caterham Seven	8:04.625	7	D.N.F.	75.71	1:07.023
----	--	--	----------------------	--	----------------	----------	---	--------	-------	----------

FASTEST LAP

8			Nick FROST		Caterham Seven	1:06.673	5	78.61mph		126.52kph
---	--	--	-------------------	--	----------------	----------	---	----------	--	-----------

Weather / Track : Bright / Dry

Pembrey
Circuit Length = 1.4560 miles.
Start: 15:13 End: 15:29

These results are provisional until the conclusion of any judicial and technical matters.

Clerk of Course:	Stewards:	Timekeeper:
------------------	-----------	-------------

BookaTrack.com Caterham Graduate Championship - Mega Graduate Class

LAP CHART - RACE 4

Lap 1			Lap 2			Lap 3			Lap 4			Lap 5		
No	Behind	Laptime	No	Behind	Laptime	No	Behind	Laptime	No	Behind	Laptime	No	Behind	Laptime
2		1:15.814	2		1:08.110	2		1:07.514	2		1:07.823	2		1:07.533
11	0.612	1:16.426	11	0.419	1:07.917	11	0.276	1:07.371	11	0.273	1:07.820	11	0.376	1:07.636
1	0.910	1:16.724	1	1.601	1:08.801	1	1.769	1:07.682	1	1.212	1:07.266	1	0.469	1:06.790
21	1.481	1:17.295	21	2.106	1:08.735	21	2.704	1:08.112	21	1.904	1:07.023	21	1.594	1:07.223
12	2.016	1:17.830	3	3.598	1:08.818	3	3.206	1:07.122	3	2.555	1:07.172	3	1.995	1:06.973
3	2.890	1:18.704	12	4.069	1:10.163	8	4.167	1:07.407	8	3.090	1:06.746	8	2.230	1:06.673
8	3.428	1:19.242	8	4.274	1:08.956	12	6.237	1:09.682	12	7.775	1:09.361	18	9.215	1:08.536
18	3.533	1:19.347	18	4.651	1:09.228	18	6.446	1:09.309	28	7.923	1:09.205	12	10.658	1:10.416
5	3.831	1:19.645	28	5.101	1:09.024	28	6.541	1:08.954	18	8.212	1:09.589	4	10.929	1:09.724
28	4.187	1:20.001	5	5.348	1:09.627	24	7.536	1:09.524	24	8.468	1:08.755	24	11.038	1:10.103
24	4.410	1:20.224	24	5.526	1:09.226	5	7.824	1:09.990	4	8.738	1:08.600	5	11.494	1:09.889
4	4.783	1:20.597	4	5.795	1:09.122	4	7.961	1:09.680	5	9.138	1:09.137	22	11.745	1:09.525
22	5.398	1:21.212	22	6.535	1:09.247	22	8.632	1:09.611	22	9.753	1:08.944	7	12.334	1:08.676
7	6.358	1:22.172	7	8.187	1:09.939	7	10.033	1:09.360	7	11.191	1:08.981	10	13.046	1:09.070
9	7.974	1:23.788	10	9.253	1:09.279	10	10.739	1:09.000	10	11.509	1:08.593	9	13.953	1:08.147
10	8.084	1:23.898	9	11.058	1:11.194	9	12.723	1:09.179	9	13.339	1:08.439	28	14.326	1:13.936

Weather / Track : Bright / Dry

Pembrey
Circuit Length = 1.4560 miles.
Start: 15:13 End: 15:29

BookaTrack.com Caterham Graduate Championship - Mega Graduate Class

LAP CHART - RACE 4

(contd.)

Lap 6			Lap 7			Lap 8			Lap 9			Lap 10		
No	Behind	Laptime	No	Behind	Laptime	No	Behind	Laptime	No	Behind	Laptime	No	Behind	Laptime
1		1:07.196	1		1:08.772	2		1:08.397	2		1:07.470	2		1:07.051
2	0.040	1:07.705	2	0.040	1:08.772	1	0.020	1:08.457	1	0.330	1:07.780	1	0.775	1:07.496
11	0.363	1:07.652	11	0.365	1:08.774	11	0.230	1:08.302	3	1.641	1:07.654	3	1.292	1:06.702
3	2.278	1:07.948	3	0.765	1:07.259	3	1.457	1:09.129	11	1.645	1:08.885	11	1.582	1:06.988
8	2.368	1:07.803	8	0.956	1:07.360	18	8.365	1:08.388	18	9.235	1:08.340	18	10.353	1:08.169
21	2.957	1:09.028	21	1.394	1:07.209	4	14.148	1:09.249	4	14.974	1:08.296	4	15.805	1:07.882
18	9.384	1:07.834	18	8.414	1:07.802	12	15.646	1:09.878	24	16.661	1:07.935	24	16.702	1:07.092
12	11.931	1:08.938	4	13.336	1:09.823	24	16.196	1:10.276	12	17.992	1:09.816	8	18.954	1:07.683
4	12.285	1:09.021	12	14.205	1:11.046	8	16.405	1:23.886	8	18.322	1:09.387	12	19.769	1:08.828
24	12.535	1:09.162	24	14.357	1:10.594	22	16.590	1:10.231	28	18.467	1:09.194	5	20.393	1:08.348
5	13.404	1:09.575	22	14.796	1:09.777	28	16.743	1:09.901	5	19.096	1:09.439	28	20.494	1:09.078
22	13.791	1:09.711	5	15.002	1:10.370	5	17.127	1:10.562	22	19.571	1:10.451	22	21.621	1:09.101
7	14.163	1:09.494	28	15.279	1:09.620	10	17.872	1:10.194	10	20.574	1:10.172	10	22.041	1:08.518
28	14.431	1:07.770	7	15.741	1:10.350	9	18.362	1:09.381	9	21.092	1:10.200	7	23.458	1:09.313
10	15.174	1:09.793	10	16.115	1:09.713	7	19.181	1:11.877	7	21.196	1:09.485	9	23.702	1:09.661
9	17.532	1:11.244	9	17.418	1:08.658									

Weather / Track : Bright / Dry

Pembrey
Circuit Length = 1.4560 miles.
Start: 15:13 End: 15:29

BookaTrack.com Caterham Graduate Championship - Mega Graduate Class

LAP CHART - RACE 4

(contd.)

Lap 11			Lap 12			Lap 13			Lap 14			Lap 15		
No	Behind	Laptime	No	Behind	Laptime	No	Behind	Laptime	No	Behind	Laptime	No	Behind	Laptime
2		1:06.793	2		1:07.068	2		1:07.043	2		1:06.939			
1	1.111	1:07.129	1	1.627	1:07.584	1	1.897	1:07.313	1	1.836	1:06.878			
3	1.368	1:06.869	3	2.175	1:07.875	3	2.259	1:07.127	3	2.527	1:07.207			
11	1.542	1:06.753	11	2.291	1:07.817	11	2.658	1:07.410	11	2.630	1:06.911			
18	11.338	1:07.778	18	12.192	1:07.922	18	13.296	1:08.147	18	14.604	1:08.247			
4	17.560	1:08.548	24	18.511	1:07.690	24	19.562	1:08.094	24	20.279	1:07.656			
24	17.889	1:07.980	4	18.843	1:08.351	4	20.615	1:08.815	28	22.523	1:07.640			
8	20.121	1:07.960	8	20.065	1:07.012	8	21.270	1:08.248	4	22.831	1:09.155			
12	21.351	1:08.375	28	21.845	1:07.383	28	21.822	1:07.020	5	25.131	1:07.526			
28	21.530	1:07.829	5	22.924	1:08.008	5	24.544	1:08.663	8	25.273	1:10.942			
5	21.984	1:08.384	22	25.405	1:08.918	7	27.938	1:09.029	7	29.387	1:08.388			
22	23.555	1:08.727	10	25.641	1:08.894	22	28.245	1:09.883	22	30.027	1:08.721			
10	23.815	1:08.567	7	25.952	1:08.295	9	28.807	1:08.789	9	30.288	1:08.420			
7	24.725	1:08.060	9	27.061	1:08.538	10	29.407	1:10.809	10	30.640	1:08.172			
9	25.591	1:08.682	12	54.916	1:40.633P									

Weather / Track : Bright / Dry

Pembrey
 Circuit Length = 1.4560 miles.
 Start: 15:13 End: 15:29

Universal Racing Services Classic Formula Ford 2000

QUALIFYING - RACE 5

POS	NO	CL	NAME	NAT	ENTRY	TIME	LAPS	GAP	MPH
1	78	A	Sideshow BOB		Van Diemen RF 82	59.155	18		88.60
2	11	A	Judd COUPLAND		Van Diemen RF 82	59.485	18	0.330	88.11
3	20	A	Dave REES		Van Diemen RF 82	59.598	18	0.443	87.94
4	1	A	Eddie WILKINS		Van Diemen RF 83	59.661	20	0.506	87.85
5	4	A	Ollie HANCOCK		Van Diemen RF 82	1:00.062	19	0.907	87.27
6	50	B	Clive WOOD		Reynard SF 79	1:00.604	18	1.449	86.48
7	33	A	Phil WALKER		Van Diemen RF 82	1:00.673	18	1.518	86.39
8	49	A	Stephen WONTNER		Van Diemen RF 83	1:00.754	19	1.599	86.27
9	15	A	Nick BARNETT		Van Diemen RF 83	1:00.883	18	1.728	86.09
10	7	A	Jeff PRINCE		Van Diemen RF 83	1:00.908	19	1.753	86.05
11	88	A	James RUSKIN		Van Diemen RF 82	1:01.421	20	2.266	85.33
12	75	B	Colin WRIGHT		Reynard SF 79	1:01.489	19	2.334	85.24
13	54	B	Peter RICHARDS		Delta T79	1:02.184	19	3.029	84.29
14	45	A	Trevor ARKELL		Reynard SF 81	1:02.289	19	3.134	84.15
15	21	B	Mark TERRY		Reynard SF 78	1:02.782	19	3.627	83.48
16	13	B	Ben ROBINSON		Royale RP27	1:03.126	12	3.971	83.03
17	34	B	Dale SPRUCE		Reynard SF 79	1:03.385	18	4.230	82.69
18	26	A	Derek WATLING		Van Diemen RF 82	1:03.671	18	4.516	82.32
19	77	A	Martyn SNOAD		Van Diemen RF 82	1:04.464	18	5.309	81.31
20	98	A	Rodney TOFT		Van Diemen RF 82	1:05.107	18	5.952	80.50

Weather / Track : Bright / Dry

Pembrey
Circuit Length = 1.4560 miles.
Start: 10:36 End: 10:56

These results are provisional until the conclusion of any judicial and technical matters.

Clerk of Course:	Stewards:	Timekeeper:
------------------	-----------	-------------

Universal Racing Services Classic Formula Ford 2000

QUALIFYING LAP ANALYSIS - RACE 5

1	Eddie WILKINS	Van Diemen RF 83					
1 -	9:13.070	6 -	1:00.625	11 -	1:01.083	16 -	1:01.133
2 -	1:04.938	7 -	1:00.353	12 -	1:00.387	17 -	1:02.096
3 -	1:02.807	8 -	1:00.157	13 -	59.661	18 -	1:00.434
4 -	1:01.428	9 -	1:01.562	14 -	1:00.242	19 -	59.684
5 -	1:00.342	10 -	59.792	15 -	59.807	20 -	1:01.082
4	Ollie HANCOCK	Van Diemen RF 82					
1 -	9:16.951	6 -	1:00.975	11 -	1:00.062	16 -	1:00.298
2 -	1:07.603	7 -	1:00.626	12 -	1:03.103	17 -	1:00.887
3 -	1:02.474	8 -	1:00.323	13 -	1:01.494	18 -	1:00.196
4 -	1:02.036	9 -	1:00.186	14 -	1:01.296	19 -	1:00.948
5 -	1:01.190	10 -	1:01.515	15 -	1:02.813		
7	Jeff PRINCE	Van Diemen RF 83					
1 -	9:40.380	6 -	1:04.257	11 -	1:01.874	16 -	1:01.968
2 -	1:16.343	7 -	1:01.664	12 -	1:00.908	17 -	1:02.788
3 -	1:08.078	8 -	1:05.002	13 -	1:01.516	18 -	1:01.773
4 -	1:07.781	9 -	1:01.148	14 -	1:01.922	19 -	1:01.748
5 -	1:02.674	10 -	1:01.092	15 -	1:01.554		
11	Judd COUPLAND	Van Diemen RF 82					
1 -	9:14.567	6 -	59.509	11 -	59.485	16 -	1:02.140
2 -	1:05.792	7 -	1:03.739	12 -	1:06.935P	17 -	1:04.439P
3 -	1:01.306	8 -	59.509	13 -	1:59.931	18 -	1:54.110
4 -	1:03.127	9 -	1:00.957	14 -	1:00.168		
5 -	59.753	10 -	1:00.929	15 -	1:00.633		
13	Ben ROBINSON	Royale RP27					
1 -	9:19.823	6 -	1:04.826	11 -	1:03.126		
2 -	1:14.416	7 -	1:04.346	12 -	1:04.829		
3 -	1:11.227	8 -	1:03.813				
4 -	1:08.643	9 -	1:05.720				
5 -	1:06.035	10 -	1:05.096				
15	Nick BARNETT	Van Diemen RF 83					
1 -	9:32.664	6 -	1:06.116	11 -	1:01.172	16 -	1:18.411P
2 -	1:16.051	7 -	1:03.037	12 -	1:00.883	17 -	2:19.234
3 -	1:06.816	8 -	1:02.311	13 -	1:01.890	18 -	1:01.303
4 -	1:05.359	9 -	1:02.184	14 -	1:01.671		
5 -	1:04.459	10 -	1:01.367	15 -	1:01.407		
20	Dave REES	Van Diemen RF 82					
1 -	9:25.960	6 -	1:01.280	11 -	1:00.428	16 -	1:01.638
2 -	1:09.349	7 -	1:02.450	12 -	1:00.593	17 -	1:07.131P
3 -	1:05.846	8 -	1:00.686	13 -	59.811	18 -	2:25.660
4 -	1:02.250	9 -	1:00.191	14 -	1:18.476		
5 -	1:01.584	10 -	59.598	15 -	1:02.226		

Weather / Track : Bright / Dry

Pembrey
Circuit Length = 1.4560 miles.
Start: 10:36 End: 10:56

Universal Racing Services Classic Formula Ford 2000

QUALIFYING LAP ANALYSIS - RACE 5

(contd.)

21	Mark TERRY	Reynard SF 78					
1 -	9:23.492	6 -	1:04.002	11 -	1:03.363	16 -	1:02.941
2 -	1:11.659	7 -	1:07.020	12 -	1:02.782	17 -	1:03.126
3 -	1:10.781	8 -	1:03.138	13 -	1:03.214	18 -	1:02.861
4 -	1:14.596	9 -	1:03.125	14 -	1:03.084	19 -	1:04.507
5 -	1:04.390	10 -	1:05.161	15 -	1:05.563		
26	Derek WATLING	Van Diemen RF 82					
1 -	9:35.962	6 -	1:06.628	11 -	1:05.798	16 -	1:05.067
2 -	1:16.313	7 -	1:04.772	12 -	1:04.259	17 -	1:05.463
3 -	1:12.094	8 -	1:05.847	13 -	1:06.878	18 -	1:05.255
4 -	1:09.724	9 -	1:03.671	14 -	1:05.336		
5 -	1:06.712	10 -	1:04.490	15 -	1:04.880		
33	Phil WALKER	Van Diemen RF 82					
1 -	9:23.761	6 -	1:01.684	11 -	1:00.872	16 -	1:02.472
2 -	1:10.777	7 -	1:00.975	12 -	1:03.735	17 -	1:01.202
3 -	1:04.875	8 -	1:00.673	13 -	1:29.518P	18 -	1:11.968P
4 -	1:05.024	9 -	1:07.646	14 -	1:56.222		
5 -	1:03.848	10 -	1:00.859	15 -	1:03.168		
34	Dale SPRUCE	Reynard SF 79					
1 -	9:36.517	6 -	1:05.765	11 -	1:03.936	16 -	1:04.324
2 -	1:17.325	7 -	1:05.309	12 -	1:04.545	17 -	1:04.345
3 -	1:09.267	8 -	1:03.777	13 -	1:04.363	18 -	1:04.892
4 -	1:06.058	9 -	1:03.385	14 -	1:03.708		
5 -	1:05.636	10 -	1:07.420	15 -	1:05.917		
45	Trevor ARKELL	Reynard SF 81					
1 -	9:22.901	6 -	1:02.289	11 -	1:02.990	16 -	1:02.761
2 -	1:08.991	7 -	1:03.356	12 -	1:02.923	17 -	1:02.709
3 -	1:04.111	8 -	1:02.878	13 -	1:03.894	18 -	1:03.175
4 -	1:04.129	9 -	1:02.926	14 -	1:03.334	19 -	1:04.225
5 -	1:02.735	10 -	1:06.627	15 -	1:02.411		
49	Stephen WONTNER	Van Diemen RF 83					
1 -	9:39.232	6 -	1:03.725	11 -	1:00.754	16 -	1:02.722
2 -	1:13.260	7 -	1:02.894	12 -	1:01.310	17 -	1:02.611
3 -	1:05.000	8 -	1:01.561	13 -	1:01.627	18 -	1:01.451
4 -	1:05.374	9 -	1:03.491	14 -	1:01.450	19 -	1:01.471
5 -	1:02.796	10 -	1:01.270	15 -	1:01.776		
50	Clive WOOD	Reynard SF 79					
1 -	9:40.789	6 -	1:01.210	11 -	1:01.815	16 -	1:01.981
2 -	1:12.338	7 -	1:00.604	12 -	1:01.111	17 -	1:01.063
3 -	1:07.467	8 -	1:02.439	13 -	1:02.028	18 -	1:01.222
4 -	1:12.609P	9 -	1:02.124	14 -	1:02.611		
5 -	1:38.692	10 -	1:01.650	15 -	1:02.181		

Weather / Track : Bright / Dry

Pembrey
Circuit Length = 1.4560 miles.
Start: 10:36 End: 10:56

Universal Racing Services Classic Formula Ford 2000

QUALIFYING LAP ANALYSIS - RACE 5

(contd.)

54	Peter RICHARDS	Delta T79					
1 -	9:30.103	6 -	1:03.928	11 -	1:03.018	16 -	1:02.416
2 -	1:11.306	7 -	1:04.323	12 -	1:04.902	17 -	1:03.226
3 -	1:07.955	8 -	1:03.242	13 -	1:02.804	18 -	1:02.318
4 -	1:07.093	9 -	1:02.992	14 -	1:02.184	19 -	1:03.084
5 -	1:07.400	10 -	1:12.849	15 -	1:02.541		
75	Colin WRIGHT	Reynard SF 79					
1 -	9:16.806	6 -	1:02.286	11 -	1:02.596	16 -	1:02.030
2 -	1:09.858	7 -	1:02.543	12 -	1:05.012	17 -	1:03.229
3 -	1:04.503	8 -	1:01.871	13 -	1:08.725	18 -	1:01.489
4 -	1:03.044	9 -	1:02.440	14 -	1:03.496	19 -	1:01.836
5 -	1:02.471	10 -	1:02.068	15 -	1:04.134		
77	Martyn SNOAD	Van Diemen RF 82					
1 -	9:27.285	6 -	1:04.748	11 -	1:05.454	16 -	1:04.464
2 -	1:22.350	7 -	1:05.035	12 -	1:04.464	17 -	1:04.544
3 -	1:07.016	8 -	1:05.241	13 -	1:06.706	18 -	1:04.632
4 -	1:20.885	9 -	1:04.965	14 -	1:06.665		
5 -	1:06.168	10 -	1:05.482	15 -	1:05.746		
78	Sideshow BOB	Van Diemen RF 82					
1 -	9:13.618	6 -	1:00.074	11 -	1:01.498	16 -	1:00.122
2 -	1:04.778	7 -	59.911	12 -	1:00.350	17 -	59.504
3 -	1:02.319	8 -	1:00.575	13 -	59.155	18 -	1:13.739P
4 -	1:00.912	9 -	1:01.582	14 -	59.900		
5 -	1:00.596	10 -	59.748	15 -	1:00.627		
88	James RUSKIN	Van Diemen RF 82					
1 -	9:15.522	6 -	1:02.491	11 -	1:03.560	16 -	1:01.820
2 -	1:08.940	7 -	1:02.228	12 -	1:02.862	17 -	1:01.468
3 -	1:04.448	8 -	1:01.855	13 -	1:02.050	18 -	1:01.757
4 -	1:03.180	9 -	1:02.175	14 -	1:04.384	19 -	1:01.986
5 -	1:02.349	10 -	1:01.421	15 -	1:02.203	20 -	1:02.298
98	Rodney TOFT	Van Diemen RF 82					
1 -	9:19.287	6 -	1:08.691	11 -	1:06.012	16 -	1:08.859
2 -	1:14.170	7 -	1:06.652	12 -	1:06.084	17 -	1:06.409
3 -	1:11.319	8 -	1:06.390	13 -	1:07.818	18 -	1:08.023
4 -	1:10.479	9 -	1:06.403	14 -	1:05.266		
5 -	1:09.231	10 -	1:06.341	15 -	1:05.107		

Weather / Track : Bright / Dry

Pembrey
Circuit Length = 1.4560 miles.
Start: 10:36 End: 10:56

Universal Racing Services Classic Formula Ford 2000

RACE CLASSIFICATION - RACE 5 - 2nd Amended

POS	NO	CL	NAME	NAT	ENTRY	TIME	LAPS	GAP	MPH	BEST
1	11	A	Judd COUPLAND		Van Diemen RF 82	15:14.124	15		86.01	59.984
2	1	A	Eddie WILKINS		Van Diemen RF 83	15:14.545	15	0.421	85.97	59.918
3	20	A	Dave REES		Van Diemen RF 82	15:19.577	15	5.453	85.50	1:00.068
4	4	A	Ollie HANCOCK		Van Diemen RF 82	15:26.021	15	11.897	84.90	1:00.498
5	49	A	Stephen WONTNER		Van Diemen RF 83	15:33.010	15	18.886	84.26	1:00.849
6	50	B	Clive WOOD		Reynard SF 79	15:35.972	15	21.848	84.00	1:00.760
7	33	A	Phil WALKER		Van Diemen RF 82	15:38.944	15	24.820	83.73	1:01.306
8	7	A	Jeff PRINCE		Van Diemen RF 83	15:38.953	15	24.829	83.73	1:01.177
9	88	A	James RUSKIN		Van Diemen RF 82	15:48.794	15	34.670	82.86	1:01.541
10	15	A	Nick BARNETT		Van Diemen RF 83	15:50.323	15	36.199	82.73	1:02.027
11	75	B	Colin WRIGHT		Reynard SF 79	16:00.979	15	46.855	81.81	1:01.985
12	45	A	Trevor ARKELL		Reynard SF 81	16:01.296	15	47.172	81.79	1:02.515
13	13	B	Ben ROBINSON		Royale RP27	16:11.090	15	56.966	80.96	1:02.110
14	34	B	Dale SPRUCE		Reynard SF 79	15:20.799	14	6.675	79.69	1:02.747
15	26	A	Derek WATLING		Van Diemen RF 82	15:22.699	14		79.53	1:03.092
16	54	B	Peter RICHARDS		Delta T79	15:28.521	14	5.822	79.03	1:00.713
17	98	A	Rodney TOFT		Van Diemen RF 82	16:05.963	14	43.264	75.96	1:06.277

NOT CLASSIFIED

77	A	Martyn SNOAD	Van Diemen RF 82	15:02.366	14	D.N.F.	81.32	1:04.747
21	B	Mark TERRY	Reynard SF 78	14:00.305	13	D.N.F.	81.09	1:02.603
78	A	Sideshow BOB	Van Diemen RF 82		0	D.N.F.	N/A	

FASTEST LAP

1	A	Eddie WILKINS	Van Diemen RF 83	59.918	6	87.48mph	140.78kph
54	B	Peter RICHARDS	Delta T79	1:00.713	8	86.33mph	138.94kph

Weather / Track : Cloudy / Dry

Pembrey
Circuit Length = 1.4560 miles.
Start: 15:43 End: 15:58

These results are provisional until the conclusion of any judicial and technical matters.

Clerk of Course:	Stewards:	Timekeeper:
------------------	-----------	-------------

Universal Racing Services Classic Formula Ford 2000

LAP CHART - RACE 5

Lap 1			Lap 2			Lap 3			Lap 4			Lap 5		
No	Behind	Laptime	No	Behind	Laptime	No	Behind	Laptime	No	Behind	Laptime	No	Behind	Laptime
11		1:07.590	11		1:01.006	11		1:00.449	11		1:00.380	11		1:00.496
20	0.948	1:08.538	20	0.972	1:01.030	20	1.251	1:00.728	20	1.837	1:00.966	20	1.877	1:00.536
1	1.513	1:09.103	1	2.063	1:01.556	1	2.395	1:00.781	1	2.731	1:00.716	1	2.592	1:00.357
4	2.466	1:10.056	4	3.075	1:01.615	4	4.003	1:01.377	4	4.754	1:01.131	4	5.210	1:00.952
50	2.794	1:10.384	50	4.218	1:02.430	50	5.969	1:02.200	50	7.407	1:01.818	50	8.768	1:01.857
33	3.173	1:10.763	33	4.963	1:02.796	33	6.435	1:01.921	33	8.331	1:02.276	33	9.217	1:01.382
49	3.335	1:10.925	49	5.449	1:03.120	49	6.979	1:01.979	49	8.526	1:01.927	49	9.581	1:01.551
15	4.100	1:11.690	15	6.742	1:03.648	15	9.219	1:02.926	7	12.105	1:02.766	7	13.312	1:01.703
7	4.676	1:12.266	7	7.337	1:03.667	7	9.719	1:02.831	15	12.732	1:03.893	15	14.417	1:02.181
75	5.680	1:13.270	75	9.022	1:04.348	88	12.200	1:03.427	88	13.939	1:02.119	88	15.233	1:01.790
88	6.348	1:13.938	88	9.222	1:03.880	75	12.825	1:04.252	75	16.008	1:03.563	75	17.994	1:02.482
54	6.738	1:14.328	54	9.449	1:03.717	54	13.035	1:04.035	54	16.381	1:03.726	54	19.039	1:03.154
21	7.193	1:14.783	45	10.966	1:04.538	45	13.859	1:03.342	45	16.817	1:03.338	45	19.346	1:03.025
45	7.434	1:15.024	13	11.718	1:02.797	34	16.531	1:04.306	34	19.831	1:03.680	34	22.729	1:03.394
34	8.336	1:15.926	34	12.674	1:05.344	21	17.797	1:04.194	21	20.859	1:03.442	21	23.644	1:03.281
26	9.568	1:17.158	26	13.875	1:05.313	26	18.821	1:05.395	26	22.716	1:04.275	26	27.139	1:04.919
13	9.927	1:17.517	21	14.052	1:07.865	77	19.464	1:05.306	77	24.012	1:04.928	13	28.566	1:03.759
77	9.927	1:17.517	77	14.607	1:05.686	13	22.331	1:11.062	13	25.303	1:03.352	77	29.102	1:05.586
98	12.018	1:19.608	98	18.691	1:07.679	98	26.426	1:08.184	98	33.561	1:07.515	98	40.971	1:07.906

Weather / Track : Cloudy / Dry

Pembrey
 Circuit Length = 1.4560 miles.
 Start: 15:43 End: 15:58

Universal Racing Services Classic Formula Ford 2000

LAP CHART - RACE 5

(contd.)

Lap 6			Lap 7			Lap 8			Lap 9			Lap 10		
No	Behind	Laptime	No	Behind	Laptime	No	Behind	Laptime	No	Behind	Laptime	No	Behind	Laptime
11		1:00.179	11		59.984	11		1:00.251	77		1:05.769	77		1:06.811
20	1.861	1:00.163	20	1.945	1:00.068	20	2.005	1:00.311	11	16.098	1:00.691	11	9.343	1:00.056
1	2.331	59.918	1	2.359	1:00.012	1	2.382	1:00.274	20	17.840	1:00.428	20	11.345	1:00.316
4	5.811	1:00.780	4	6.705	1:00.878	4	8.272	1:01.818	1	18.243	1:00.454	1	11.610	1:00.178
50	10.433	1:01.844	50	12.201	1:01.752	49	13.661	1:01.139	98	1 LAP	1:09.147	4	19.207	1:01.028
33	10.805	1:01.767	49	12.773	1:01.612	50	13.960	1:02.010	4	24.990	1:01.311	98	1 LAP	1:08.694
49	11.145	1:01.743	33	13.613	1:02.792	33	15.278	1:01.916	49	30.162	1:01.094	49	24.200	1:00.849
7	14.560	1:01.427	7	16.324	1:01.748	7	17.658	1:01.585	50	30.859	1:01.492	50	25.352	1:01.304
15	16.795	1:02.557	15	19.128	1:02.317	15	21.125	1:02.248	33	31.991	1:01.306	33	27.190	1:02.010
88	17.264	1:02.210	88	19.843	1:02.563	88	21.737	1:02.145	7	35.271	1:02.206	7	30.043	1:01.583
75	20.638	1:02.823	75	22.639	1:01.985	75	24.685	1:02.297	15	39.152	1:02.620	15	34.368	1:02.027
54	21.591	1:02.731	54	24.255	1:02.648	54	24.717	1:00.713	88	40.148	1:03.004	88	34.878	1:01.541
45	22.588	1:03.421	45	25.629	1:03.025	45	27.893	1:02.515	75	42.553	1:02.461	75	38.191	1:02.449
34	26.097	1:03.547	34	29.006	1:02.893	34	31.845	1:03.090	54	45.322	1:05.198	54	42.125	1:03.614
21	26.570	1:03.105	21	29.669	1:03.083	21	32.194	1:02.776	45	46.143	1:02.843	45	42.493	1:03.161
26	31.403	1:04.443	26	1 LAP	1:03.836	26	38.096	1:03.092	34	49.999	1:02.747	21	46.066	1:02.603
13	31.833	1:03.446	13	35.494	1:03.645	13	38.462	1:03.219	21	50.274	1:02.673	34	46.286	1:03.098
77	33.670	1:04.747	77	39.075	1:05.389				13	55.979	1:02.110	13	51.550	1:02.382
98	48.896	1:08.104	98	55.846	1:06.934				26	1:00.405	1:06.902	26	57.103	1:03.509

Weather / Track : Cloudy / Dry

Pembrey
Circuit Length = 1.4560 miles.
Start: 15:43 End: 15:58

Universal Racing Services Classic Formula Ford 2000

LAP CHART - RACE 5

(contd.)

Lap 11			Lap 12			Lap 13			Lap 14			Lap 15		
No	Behind	Laptime	No	Behind	Laptime	No	Behind	Laptime	No	Behind	Laptime	No	Behind	Laptime
77		1:07.326	11		1:00.603	26		1:07.982	11		1:00.348	11		1:00.504
11	2.266	1:00.249	1	2.016	1:00.624	11	1 LAP	1:01.338	1	0.637	1:00.372	1	0.421	1:00.288
1	4.261	59.977	20	3.182	1:01.157	54	1 LAP	1:23.176	34	1 LAP	1:05.653	20	5.453	1:01.472
20	4.894	1:00.875	77	6.280	1:09.149	1	1.213	59.935	20	4.485	1:01.242	34	1 LAP	1:03.927
4	12.808	1:00.927	4	10.734	1:00.795	20	4.191	1:01.747	26	1 LAP	1:06.025	26	1 LAP	1:04.002
49	18.297	1:01.423	49	16.520	1:01.092	4	10.651	1:00.655	54	1 LAP	1:07.153	4	11.897	1:02.200
50	19.542	1:01.516	50	17.826	1:01.153	77	13.900	1:08.358	4	10.201	1:00.498	54	1 LAP	1:07.483
33	22.873	1:03.009	33	22.132	1:02.128	49	17.018	1:01.236	49	17.468	1:01.398	49	18.886	1:01.922
7	24.483	1:01.766	7	23.279	1:01.665	50	17.848	1:00.760	50	19.014	1:02.114	50	21.848	1:03.338
98	1 LAP	1:11.364	88	29.663	1:02.665	33	22.866	1:01.472	33	23.397	1:01.479	33	24.820	1:01.927
88	29.867	1:02.315	15	30.751	1:02.891	7	23.922	1:01.381	7	24.156	1:01.182	7	24.829	1:01.177
15	30.729	1:03.687	98	1 LAP	1:08.359	88	31.007	1:02.082	88	32.787	1:02.728	88	34.670	1:02.387
75	33.572	1:02.707	75	33.868	1:03.165	15	32.062	1:02.049	15	34.496	1:03.382	15	36.199	1:02.207
45	38.273	1:03.106	45	38.087	1:02.683	98	1 LAP	1:08.047	75	43.017	1:04.236	75	46.855	1:04.342
54	41.644	1:06.845	21	42.341	1:03.389	75	39.729	1:06.599	45	43.717	1:04.145	45	47.172	1:03.959
21	41.821	1:03.081	13	47.694	1:02.726	45	40.520	1:03.171	98	1 LAP	1:08.145	98	1 LAP	1:06.277
13	47.837	1:03.613	34	59.285	1:03.707	21	47.633	1:06.030	77	48.746	1:35.794P	13	56.966	1:04.119
26	55.625	1:05.848				13	49.509	1:02.553	13	53.351	1:04.790			
34	58.447	1:19.487												

Weather / Track : Cloudy / Dry

Pembrey
Circuit Length = 1.4560 miles.
Start: 15:43 End: 15:58

BookaTrack.com Caterham Graduate Championship

QUALIFYING - RACE 6 - Amended

POS	NO	CL	NAME	NAT	ENTRY	TIME	LAPS	GAP	MPH
1	102		James CAMPBELL		Caterham Seven	1:09.885	13		75.00
2	106		John PARKER		Caterham Seven	1:10.042	14	0.157	74.83
3	115		Andrew ADSHEAD		Caterham Seven	1:10.114	14	0.229	74.75
4	110		Mike WELBURN		Caterham Seven	1:10.185	13	0.300	74.68
5	112		Robert DRAPER		Caterham Seven	1:10.253	13	0.368	74.61
6	131		Garry KENNEDY		Caterham Seven	1:10.292	12	0.407	74.56
7	126		Graham SMITH		Caterham Seven	1:10.296	13	0.411	74.56
8	104		Stuart SIMPSON		Caterham Seven	1:10.462	13	0.577	74.38
9	103		Matthew BURROWS		Caterham Seven	1:10.599	13	0.714	74.24
10	108		Rob RUSSELL		Caterham Seven	1:10.735	12	0.850	74.10
11	118		Declan DOLAN		Caterham Seven	1:10.883	13	0.998	73.94
12	114		Francis dean BURNS		Caterham Seven	1:11.040	14	1.155	73.78
13	109		Kevin SAYER		Caterham Seven	1:11.264	12	1.379	73.55
14	105		Toby BRIANT		Caterham Seven	1:11.317	14	1.432	73.49
15	107		Graeme SMITH		Caterham Seven	1:11.897	13	2.012	72.90
16	111		Martin OXBOROUGH		Caterham Seven	1:12.155	13	2.270	72.64
17	117		Sheila MARSHALL		Caterham Seven	1:12.243	13	2.358	72.55
18	123		Les CONGDON		Caterham Seven	1:12.730	12	2.845	72.06
19	133		Sean SOUTHWOOD		Caterham Seven	1:12.839	13	2.954	71.96
20	151		Russell PEART		Caterham Seven	1:12.902	12	3.017	71.89
21	124		John HIRD		Caterham Seven	1:13.090	13	3.205	71.71
22	130		Simon BONSER		Caterham Seven	1:13.328	13	3.443	71.48
23	120		David GUY		Caterham Seven	1:13.403	13	3.518	71.40
24	116		Kim RAYMENT		Caterham Seven	1:13.527	13	3.642	71.28
25	136		Mark GREGORY		Caterham Seven	1:13.532	12	3.647	71.28
26	137		Paul HARBACH		Caterham Seven	1:14.291	13	4.406	70.55
27	121		Darren GRAINGER		Caterham Seven	1:14.473	13	4.588	70.38
28	134		David HEWITT		Caterham Seven	1:14.629	12	4.744	70.23
29	138		Andrew FLETCHER		Caterham Seven	1:15.032	13	5.147	69.85
30	128		Pete CANNARD		Caterham Seven	1:16.343	13	6.458	68.65

Weather / Track : Bright / Dry

Pembrey
Circuit Length = 1.4560 miles.
Start: 11:06 End: 11:22

These results are provisional until the conclusion of any judicial and technical matters.

Clerk of Course:	Stewards:	Timekeeper:
------------------	-----------	-------------

BookaTrack.com Caterham Graduate Championship QUALIFYING LAP ANALYSIS - RACE 6

102	James CAMPBELL	Caterham Seven
1 - 9:31.074	6 - 1:12.368	11 - 1:10.448
2 - 1:14.970	7 - 1:12.411	12 - 1:09.885
3 - 1:14.074	8 - 1:09.950	13 - 1:11.632
4 - 1:12.095	9 - 1:11.557	
5 - 1:10.437	10 - 1:10.277	
103	Matthew BURROWS	Caterham Seven
1 - 9:04.183	6 - 1:11.119	11 - 1:10.999
2 - 1:13.230	7 - 1:11.381	12 - 1:14.902
3 - 1:12.359	8 - 2:27.135	13 - 1:11.095
4 - 1:11.710	9 - 1:10.599	
5 - 1:12.403	10 - 1:12.811	
104	Stuart SIMPSON	Caterham Seven
1 - 9:21.499	6 - 1:11.927	11 - 1:10.462
2 - 1:20.433	7 - 1:18.012	12 - 1:11.740
3 - 1:13.177	8 - 1:11.118	13 - 1:12.062
4 - 1:11.846	9 - 1:11.405	
5 - 1:11.815	10 - 1:10.698	
105	Toby BRIANT	Caterham Seven
1 - 8:58.599	6 - 1:12.045	11 - 1:11.631
2 - 1:14.776	7 - 1:11.893	12 - 1:11.720
3 - 1:12.284	8 - 1:12.717	13 - 1:11.317
4 - 1:13.343	9 - 1:12.198	14 - 1:12.281
5 - 1:11.665	10 - 1:14.040	
106	John PARKER	Caterham Seven
1 - 9:09.489	6 - 1:11.689	11 - 1:12.106
2 - 1:14.501	7 - 1:10.042	12 - 1:11.704
3 - 1:13.643	8 - 1:13.597	13 - 1:11.702
4 - 1:14.547	9 - 1:11.775	14 - 1:10.781
5 - 1:15.927	10 - 1:11.755	
107	Graeme SMITH	Caterham Seven
1 - 9:00.169	6 - 1:11.900	11 - 1:12.392
2 - 1:13.321	7 - 2:24.839	12 - 1:12.059
3 - 1:12.454	8 - 1:12.818	13 - 1:12.155
4 - 1:12.453	9 - 1:12.196	
5 - 1:11.897	10 - 1:12.065	
108	Rob RUSSELL	Caterham Seven
1 - 9:19.864	6 - 1:10.735	11 - 1:12.132
2 - 1:18.006	7 - 2:29.917	12 - 1:13.910
3 - 1:13.792	8 - 1:12.430	
4 - 1:17.224	9 - 1:11.612	
5 - 1:12.346	10 - 1:11.675	

Weather / Track : Bright / Dry

Pembrey
Circuit Length = 1.4560 miles.
Start: 11:06 End: 11:22

BookaTrack.com Caterham Graduate Championship

QUALIFYING LAP ANALYSIS - RACE 6

(contd.)

109	Kevin SAYER	Caterham Seven
1 - 9:31.855	6 - 1:13.282	11 - 1:11.940
2 - 1:14.830	7 - 2:23.549	12 - 1:13.577
3 - 1:13.736	8 - 1:11.977	
4 - 1:13.011	9 - 1:11.711	
5 - 1:11.264	10 - 1:12.578	
110	Mike WELBURN	Caterham Seven
1 - X:00.000	6 - 1:10.185	11 - 1:11.724
2 - 1:12.395	7 - 1:11.764	12 - 1:11.288
3 - 1:11.541	8 - 1:15.399	13 - 1:12.153
4 - 1:11.251	9 - 1:10.700	
5 - 1:10.645	10 - 1:11.112	
111	Martin OXBOROUGH	Caterham Seven
1 - 9:21.107	6 - 1:14.528	11 - 1:12.907
2 - 1:19.095	7 - 1:13.044	12 - 1:12.155
3 - 1:18.263	8 - 1:12.665	13 - 1:12.512
4 - 1:14.656	9 - 1:13.855	
5 - 1:13.217	10 - 1:12.776	
112	Robert DRAPER	Caterham Seven
1 - 9:06.629	6 - 1:14.304	11 - 1:14.596
2 - 1:17.079	7 - 1:13.322	12 - 1:10.253
3 - 1:13.784	8 - 1:14.515	13 - 1:17.645
4 - 1:13.957	9 - 1:14.036	
5 - 1:14.631	10 - 1:14.071	
114	Francis dean BURNS	Caterham Seven
1 - 9:12.746	6 - 1:11.892	11 - 1:11.582
2 - 1:12.916	7 - 1:13.345	12 - 1:11.383
3 - 1:12.223	8 - 1:11.326	13 - 1:11.040
4 - 1:13.774	9 - 1:11.514	14 - 1:11.590
5 - 1:12.305	10 - 1:11.326	
115	Andrew ADSHEAD	Caterham Seven
1 - 8:59.121	6 - 1:11.103	11 - 1:10.507
2 - 1:13.844	7 - 1:10.832	12 - 1:12.387
3 - 1:11.883	8 - 1:10.576	13 - 1:10.114
4 - 1:12.514	9 - 1:10.673	14 - 1:12.107
5 - 1:11.101	10 - 1:10.431	
116	Kim RAYMENT	Caterham Seven
1 - 9:30.304	6 - 1:13.772	11 - 1:15.220
2 - 1:25.208	7 - 1:14.418	12 - 1:14.687
3 - 1:14.650	8 - 1:13.963	13 - 1:13.527
4 - 1:14.945	9 - 1:15.053	
5 - 1:14.450	10 - 1:14.745	

Weather / Track : Bright / Dry

Pembrey
 Circuit Length = 1.4560 miles.
 Start: 11:06 End: 11:22

BookaTrack.com Caterham Graduate Championship

QUALIFYING LAP ANALYSIS - RACE 6

(contd.)

117	Sheila MARSHALL	Caterham Seven
1 - 9:17.162	6 - 1:12.243	11 - 1:15.818
2 - 1:19.036	7 - 1:18.279	12 - 1:14.958
3 - 1:16.547	8 - 1:15.021	13 - 1:15.602
4 - 1:17.751	9 - 1:15.345	
5 - 1:15.519	10 - 1:15.555	
118	Declan DOLAN	Caterham Seven
1 - 9:34.258	6 - 1:10.883	11 - 1:13.071
2 - 1:17.196	7 - 1:14.105	12 - 1:14.880
3 - 1:12.441	8 - 1:12.146	13 - 1:13.494
4 - 1:13.308	9 - 1:13.022	
5 - 1:13.801	10 - 1:12.225	
120	David GUY	Caterham Seven
1 - 9:04.173	6 - 1:15.032	11 - 1:15.464
2 - 1:20.715	7 - 1:16.038	12 - 1:16.254
3 - 1:15.463	8 - 1:16.799	13 - 1:14.879
4 - 1:17.155	9 - 1:13.403	
5 - 1:17.361	10 - 1:14.200	
121	Darren GRAINGER	Caterham Seven
1 - 9:33.882	6 - 1:14.734	11 - 1:15.176
2 - 1:19.477	7 - 1:15.184	12 - 1:15.364
3 - 1:16.172	8 - 1:15.129	13 - 1:15.373
4 - 1:16.532	9 - 1:15.581	
5 - 1:15.257	10 - 1:14.473	
123	Les CONGDON	Caterham Seven
1 - X:00.000	6 - 1:15.703	11 - 1:13.653
2 - 1:15.732	7 - 1:14.464	12 - 1:13.938
3 - 1:29.718	8 - 1:14.030	
4 - 1:16.542	9 - 1:13.360	
5 - 1:13.461	10 - 1:12.730	
124	John HIRD	Caterham Seven
1 - 9:14.399	6 - 1:13.090	11 - 1:14.961
2 - 1:16.551	7 - 1:15.664	12 - 1:14.005
3 - 1:15.500	8 - 1:15.580	13 - 1:14.276
4 - 1:15.576	9 - 1:14.447	
5 - 1:14.081	10 - 1:14.414	
126	Graham SMITH	Caterham Seven
1 - 9:22.951	6 - 1:11.244	11 - 1:10.427
2 - 1:19.485	7 - 1:13.551	12 - 1:10.483
3 - 1:13.783	8 - 1:12.478	13 - 1:12.374
4 - 1:11.957	9 - 1:11.747	
5 - 1:12.059	10 - 1:10.296	

Weather / Track : Bright / Dry

Pembrey
Circuit Length = 1.4560 miles.
Start: 11:06 End: 11:22

BookaTrack.com Caterham Graduate Championship

QUALIFYING LAP ANALYSIS - RACE 6

(contd.)

128	Pete CANNARD	Caterham Seven
1 - 9:25.319	6 - 1:17.088	11 - 1:16.569
2 - 1:19.534	7 - 1:16.343	12 - 1:19.465
3 - 1:20.910	8 - 1:17.000	13 - 1:16.900
4 - 1:17.290	9 - 1:17.044	
5 - 1:17.880	10 - 1:19.483	
130	Simon BONSER	Caterham Seven
1 - 9:26.766	6 - 1:14.669	11 - 1:14.830
2 - 1:18.675	7 - 1:16.195	12 - 1:14.996
3 - 1:18.173	8 - 1:15.663	13 - 1:13.328
4 - 1:16.039	9 - 1:16.067	
5 - 1:14.803	10 - 1:15.163	
131	Garry KENNEDY	Caterham Seven
1 - X:00.000	6 - 1:10.853	11 - 2:31.231
2 - 1:12.162	7 - 1:10.292	12 - 1:11.959
3 - 1:10.981	8 - 1:12.003	
4 - 1:11.000	9 - 1:11.953	
5 - 1:11.221	10 - 1:12.346	
133	Sean SOUTHWOOD	Caterham Seven
1 - 9:05.171	6 - 1:13.739	11 - 1:13.176
2 - 1:18.164	7 - 1:13.521	12 - 1:12.839
3 - 1:15.469	8 - 1:13.064	13 - 1:13.682
4 - 1:15.265	9 - 1:12.948	
5 - 1:15.139	10 - 1:16.317	
134	David HEWITT	Caterham Seven
1 - X:00.000	6 - 1:14.880	11 - 1:14.970
2 - 1:15.834	7 - 1:21.350	12 - 1:14.629
3 - 1:15.679	8 - 1:15.552	
4 - 1:14.868	9 - 1:16.139	
5 - 1:15.200	10 - 1:15.096	
136	Mark GREGORY	Caterham Seven
1 - 9:37.887	6 - 1:16.195	11 - 1:13.532
2 - 1:40.717	7 - 1:14.164	12 - 1:15.411
3 - 1:21.572	8 - 1:14.270	
4 - 1:17.152	9 - 1:13.606	
5 - 1:16.315	10 - 1:14.136	
137	Paul HARBACH	Caterham Seven
1 - 9:18.569	6 - 1:16.439	11 - 1:22.001
2 - 1:21.185	7 - 1:17.641	12 - 1:17.667
3 - 1:19.513	8 - 1:15.277	13 - 1:16.195
4 - 1:18.500	9 - 1:14.291	
5 - 1:16.729	10 - 1:16.269	

Weather / Track : Bright / Dry

Pembrey
Circuit Length = 1.4560 miles.
Start: 11:06 End: 11:22

BookaTrack.com Caterham Graduate Championship QUALIFYING LAP ANALYSIS - RACE 6

(contd.)

138	Andrew FLETCHER	Caterham Seven
1 - 9:11.350	6 - 1:16.127	11 - 1:17.292
2 - 1:19.176	7 - 1:15.972	12 - 1:15.032
3 - 1:17.478	8 - 1:15.410	13 - 1:16.876
4 - 1:16.992	9 - 1:15.798	
5 - 1:16.855	10 - 1:16.365	
151	Russell PEART	Caterham Seven
1 - 9:14.157	6 - 2:32.771	11 - 1:13.896
2 - 1:18.132	7 - 1:13.639	12 - 1:15.359
3 - 1:16.116	8 - 1:13.637	
4 - 1:14.705	9 - 1:12.902	
5 - 1:13.903	10 - 1:14.838	

**BookaTrack.com Caterham Graduate Championship
GRID - RACE 6**

ROW 13	134 HEWITT	120 GUY
ROW 12	116 RAYMENT	136 GREGORY
ROW 11	124 HIRD	130 BONSER
ROW 10	133 SOUTHWOOD	151 PEART
ROW 9	117 MARSHALL	123 CONGDON
ROW 8	107 SMITH	111 OXBOROUGH
ROW 7	109 SAYER	105 BRIANT
ROW 6	118 DOLAN	114 BURNS
ROW 5	103 BURROWS	108 RUSSELL
ROW 4	126 SMITH	104 SIMPSON
ROW 3	112 DRAPER	131 KENNEDY
ROW 2	115 ADSHEAD	110 WELBURN
ROW 1	102 CAMPBELL	106 PARKER
	POLE	

Weather / Track : Bright / Dry

Pembrey
Circuit Length = 1.4560 miles.
Start: 11:06 End: 11:22

These results are provisional until the conclusion of any judicial and technical matters.

Clerk of Course:	Stewards:	Timekeeper:
------------------	-----------	-------------

BookaTrack.com Caterham Graduate Championship

RACE CLASSIFICATION - RACE 6

POS	NO	CL	NAME	NAT	ENTRY	TIME	LAPS	GAP	MPH	BEST
1	115		Andrew ADSHEAD		Caterham Seven	16:39.212	14		73.44	1:10.339
2	102		James CAMPBELL		Caterham Seven	16:44.113	14	4.901	73.08	1:10.661
3	126		Graham SMITH		Caterham Seven	16:44.387	14	5.175	73.06	1:10.534
4	114		Francis dean BURNS		Caterham Seven	16:50.655	14	11.443	72.60	1:10.953
5	104		Stuart SIMPSON		Caterham Seven	16:56.923	14	17.711	72.16	1:11.189
6	131		Garry KENNEDY		Caterham Seven	16:57.131	14	17.919	72.14	1:11.466
7	110		Mike WELBURN		Caterham Seven	16:57.357	14	18.145	72.13	1:11.346
8	103		Matthew BURROWS		Caterham Seven	17:04.150	14	24.938	71.65	1:11.173
9	108		Rob RUSSELL		Caterham Seven	17:07.343	14	28.131	71.42	1:11.550
10	111		Martin OXBOROUGH		Caterham Seven	17:07.422	14	28.210	71.42	1:12.155
11	106		John PARKER		Caterham Seven	17:18.149	14	38.937	70.68	1:11.335
12	109		Kevin SAYER		Caterham Seven	17:25.002	14	45.790	70.22	1:11.821
13	107		Graeme SMITH		Caterham Seven	17:25.196	14	45.984	70.20	1:12.571
14	118		Declan DOLAN		Caterham Seven	17:25.423	14	46.211	70.19	1:12.687
15	112		Robert DRAPER		Caterham Seven	17:25.593	14	46.381	70.18	1:13.202
16	105		Toby BRIANT		Caterham Seven	17:26.246	14	47.034	70.13	1:12.769
17	133		Sean SOUTHWOOD		Caterham Seven	17:26.441	14	47.229	70.12	1:11.781
18	116		Kim RAYMENT		Caterham Seven	17:30.474	14	51.262	69.85	1:11.871
19	120		David GUY		Caterham Seven	17:35.270	14	56.058	69.53	1:12.800
20	134		David HEWITT		Caterham Seven	17:38.512	14	59.300	69.32	1:13.343
21	151		Russell PEART		Caterham Seven	17:38.795	14	59.583	69.30	1:13.565
22	117		Sheila MARSHALL		Caterham Seven	17:40.374	14	1:01.162	69.20	1:13.583
23	124		John HIRD		Caterham Seven	17:41.386	14	1:02.174	69.13	1:13.185
24	136		Mark GREGORY		Caterham Seven	17:48.960	14	1:09.748	68.64	1:12.365

NOT CLASSIFIED

123			Les CONGDON		Caterham Seven	12:30.728	9	D.N.F.	62.83	1:12.906
130			Simon BONSER		Caterham Seven	10:06.860	8	D.N.F.	69.09	1:13.729

FASTEST LAP

115			Andrew ADSHEAD		Caterham Seven	1:10.339	5	74.51mph		119.92kph
-----	--	--	----------------	--	----------------	----------	---	----------	--	-----------

Weather / Track : Bright / Dry

Pembrey
Circuit Length = 1.4560 miles.
Start: 16:10 End: 16:27

These results are provisional until the conclusion of any judicial and technical matters.

Clerk of Course:	Stewards:	Timekeeper:
------------------	-----------	-------------

BookaTrack.com Caterham Graduate Championship

LAP CHART - RACE 6

Lap 1			Lap 2			Lap 3			Lap 4			Lap 5		
No	Behind	Laptime	No	Behind	Laptime	No	Behind	Laptime	No	Behind	Laptime	No	Behind	Laptime
115		1:18.458	115		1:11.101	115		1:10.764	115		1:10.554	115		1:10.339
126	1.579	1:20.037	126	2.427	1:11.949	126	2.792	1:11.129	102	3.478	1:10.974	102	3.800	1:10.661
110	1.767	1:20.225	102	3.123	1:11.905	102	3.058	1:10.699	126	3.631	1:11.393	126	3.926	1:10.634
131	1.832	1:20.290	131	3.441	1:12.710	114	4.662	1:11.767	114	5.061	1:10.953	114	6.020	1:11.298
104	2.190	1:20.648	114	3.659	1:11.333	131	4.679	1:12.002	131	6.183	1:12.058	131	7.352	1:11.508
102	2.319	1:20.777	104	3.774	1:12.685	110	5.142	1:12.232	110	6.316	1:11.728	110	7.550	1:11.573
114	3.427	1:21.885	110	3.674	1:13.008	104	5.805	1:12.795	104	6.525	1:11.274	104	8.057	1:11.871
118	3.992	1:22.450	112	6.366	1:13.414	111	8.844	1:12.778	111	11.241	1:12.951	111	13.539	1:12.637
103	4.141	1:22.599	103	6.690	1:13.650	103	9.016	1:13.090	112	12.863	1:13.732	103	16.773	1:13.529
112	4.053	1:22.511	111	6.830	1:13.475	105	1 LAP	1:08.186	103	13.583	1:15.121	108	16.855	1:13.096
111	4.456	1:22.914	118	7.416	1:14.525	112	9.685	1:14.083	105	1 LAP	1:14.842	112	17.334	1:14.810
109	5.117	1:23.575	109	8.040	1:14.024	109	10.043	1:12.767	108	14.098	1:13.879	105	1 LAP	1:13.958
108	5.221	1:23.679	108	8.493	1:14.373	118	10.342	1:13.690	109	14.808	1:15.319	109	17.900	1:13.431
107	5.648	1:24.106	107	9.114	1:14.567	108	10.773	1:13.044	107	14.545	1:14.178	118	18.074	1:13.500
123	6.126	1:24.584	123	10.004	1:14.979	107	10.921	1:12.571	118	14.913	1:15.125	116	18.365	1:13.537
116	7.406	1:25.864	116	10.677	1:14.372	123	12.782	1:13.542	116	15.167	1:12.813	107	18.078	1:13.872
117	7.416	1:25.874	117	11.746	1:15.431	116	12.908	1:12.995	123	15.445	1:13.217	123	18.599	1:13.493
130	7.847	1:26.305	130	11.898	1:15.152	130	16.474	1:15.340	133	19.923	1:13.081	133	22.026	1:12.442
133	8.696	1:27.154	105	1 LAP	2:41.791	117	16.936	1:15.954	130	20.438	1:14.518	130	23.960	1:13.861
120	10.104	1:28.562	133	12.579	1:14.984	133	17.396	1:15.581	106	22.127	1:12.758	106	24.204	1:12.416
134	10.759	1:29.217	120	13.688	1:14.685	120	17.438	1:14.514	120	22.575	1:15.691	134	25.674	1:13.343
151	11.201	1:29.659	134	14.752	1:15.094	134	18.456	1:14.468	134	22.670	1:14.768	120	26.108	1:13.872
124	11.417	1:29.875	151	16.127	1:16.027	106	19.923	1:13.289	151	23.549	1:13.862	117	28.097	1:15.000
136	11.885	1:30.343	124	16.327	1:16.011	151	20.241	1:14.878	117	23.436	1:17.054	151	28.265	1:15.055
106	14.587	1:33.045	106	17.398	1:13.912	124	20.894	1:15.331	124	24.209	1:13.869	124	28.847	1:14.977
			136	34.484	1:33.700	136	38.745	1:15.025	136	42.914	1:14.723	136	46.762	1:14.187

Weather / Track : Bright / Dry

Pembrey
Circuit Length = 1.4560 miles.
Start: 16:10 End: 16:27

BookaTrack.com Caterham Graduate Championship

LAP CHART - RACE 6

(contd.)

Lap 6			Lap 7			Lap 8			Lap 9			Lap 10		
No	Behind	Laptime	No	Behind	Laptime	No	Behind	Laptime	No	Behind	Laptime	No	Behind	Laptime
115		1:10.428	115		1:10.373	115		1:10.521	115		1:10.753	115		1:11.976
102	4.517	1:11.145	102	4.826	1:10.682	126	5.729	1:11.299	102	5.974	1:10.908	102	4.974	1:10.976
126	4.790	1:11.292	126	4.951	1:10.534	102	5.819	1:11.514	126	6.380	1:11.404	126	5.244	1:10.840
114	6.743	1:11.151	114	7.523	1:11.153	114	8.172	1:11.170	114	8.513	1:11.094	114	8.719	1:12.182
131	9.233	1:12.309	104	10.822	1:11.815	131	11.831	1:11.725	104	12.712	1:11.189	131	12.920	1:12.352
104	9.380	1:11.751	131	10.627	1:11.767	110	12.105	1:11.569	131	12.544	1:11.466	104	13.136	1:12.400
110	9.718	1:12.596	110	11.057	1:11.712	104	12.276	1:11.975	110	13.198	1:11.846	110	13.535	1:12.313
111	15.611	1:12.500	111	17.576	1:12.338	111	19.471	1:12.416	111	21.422	1:12.704	111	22.203	1:12.757
108	18.452	1:12.025	108	19.629	1:11.550	103	21.169	1:11.877	108	22.419	1:11.650	108	22.563	1:12.120
103	18.760	1:12.415	103	19.813	1:11.426	108	21.522	1:12.414	103	22.601	1:12.185	103	23.302	1:12.677
105	1 LAP	1:13.647	112	23.764	1:13.341	105	1 LAP	1:12.861	105	1 LAP	1:12.769	105	1 LAP	1:14.114
118	21.050	1:13.404	105	1 LAP	1:13.471	118	26.476	1:13.012	118	28.410	1:12.687	118	30.482	1:14.048
112	20.796	1:13.890	118	23.985	1:13.308	112	27.259	1:14.016	109	28.717	1:11.821	109	30.591	1:13.850
107	21.997	1:14.347	123	24.965	1:12.906	109	27.649	1:12.751	112	29.708	1:13.202	112	31.679	1:13.947
109	22.315	1:14.843	107	25.210	1:13.586	107	28.468	1:13.779	107	30.548	1:12.833	106	32.078	1:12.923
123	22.432	1:14.261	109	25.419	1:13.477	133	28.589	1:12.850	106	31.131	1:12.929	107	32.266	1:13.694
116	22.443	1:14.506	116	25.645	1:13.575	106	28.955	1:12.809	133	31.581	1:13.745	133	32.960	1:13.355
133	23.379	1:11.781	133	26.260	1:13.254	116	29.227	1:14.103	116	32.269	1:13.795	116	33.342	1:13.049
106	25.705	1:11.929	106	26.667	1:11.335	123	32.061	1:17.617	134	39.636	1:14.982	123	1 LAP	2:26.129P
130	27.530	1:13.998	130	30.886	1:13.729	130	34.322	1:13.957	120	39.853	1:15.992	134	41.630	1:13.970
134	28.943	1:13.697	120	31.712	1:12.800	120	34.614	1:13.423	151	44.553	1:15.394	120	41.763	1:13.886
120	29.285	1:13.605	134	32.060	1:13.490	134	35.407	1:13.868	117	45.262	1:15.462	151	46.520	1:13.943
117	32.235	1:14.566	151	36.475	1:14.239	151	39.912	1:13.958	124	45.487	1:15.341	117	47.786	1:14.500
151	32.609	1:14.772	117	36.291	1:14.429	117	40.553	1:14.783	136	59.673	1:14.781	124	48.034	1:14.523
124	33.278	1:14.859	124	36.908	1:14.003	124	40.899	1:14.512				136	1:00.966	1:13.269
136	50.409	1:14.075	136	53.183	1:13.147	136	55.645	1:12.983						

Weather / Track : Bright / Dry

Pembrey
Circuit Length = 1.4560 miles.
Start: 16:10 End: 16:27

BookaTrack.com Caterham Graduate Championship

LAP CHART - RACE 6

(contd.)

Lap 11			Lap 12			Lap 13			Lap 14			Lap 15		
No	Behind	Laptime	No	Behind	Laptime	No	Behind	Laptime	No	Behind	Laptime	No	Behind	Laptime
115		1:10.691	115		1:10.741	115		1:11.050	115		1:11.463			
102	5.051	1:10.768	102	5.547	1:11.237	102	5.377	1:10.880	102	4.901	1:10.987			
126	5.274	1:10.721	126	5.785	1:11.252	126	5.570	1:10.835	126	5.175	1:11.068			
114	9.897	1:11.869	114	10.244	1:11.088	114	10.953	1:11.759	114	11.443	1:11.953			
131	13.797	1:11.568	104	14.909	1:11.745	131	15.798	1:12.074	104	17.711	1:13.188			
104	13.905	1:11.460	131	14.774	1:11.718	104	15.986	1:12.127	131	17.919	1:13.584			
110	14.190	1:11.346	110	15.274	1:11.825	110	16.477	1:12.253	110	18.145	1:13.131			
111	23.954	1:12.442	103	24.882	1:11.544	103	25.228	1:11.396	103	24.938	1:11.173			
103	24.079	1:11.468	111	26.389	1:13.176	108	27.269	1:11.825	108	28.131	1:12.325			
108	24.311	1:12.439	108	26.494	1:12.924	111	27.518	1:12.179	111	28.210	1:12.155			
109	33.751	1:13.851	106	38.087	1:14.149	106	38.679	1:11.642	106	38.937	1:11.721			
118	33.876	1:14.085	118	39.680	1:16.545	118	43.149	1:14.519	109	45.790	1:13.848			
105	1 LAP	1:14.200	109	39.779	1:16.769	109	43.405	1:14.676	107	45.984	1:13.589			
106	34.679	1:13.292	112	40.082	1:16.346	107	43.858	1:14.673	118	46.211	1:14.525			
112	34.477	1:13.489	107	40.235	1:15.898	112	44.226	1:15.194	112	46.381	1:13.618			
107	35.078	1:13.503	105	1 LAP	1:17.678	105	1 LAP	1:14.988	105	1 LAP	1:13.741			
116	36.015	1:13.364	133	41.415	1:15.960	133	45.126	1:14.761	133	47.229	1:13.566			
133	36.196	1:13.927	116	48.820	1:23.546	116	49.641	1:11.871	116	51.262	1:13.084			
120	45.818	1:14.746	120	49.899	1:14.822	120	52.948	1:14.099	120	56.058	1:14.573			
134	49.038	1:18.099	134	53.126	1:14.829	134	56.402	1:14.326	134	59.300	1:14.361			
151	49.394	1:13.565	151	53.696	1:15.043	151	56.663	1:14.017	151	59.583	1:14.383			
117	51.605	1:14.510	117	56.009	1:15.145	117	58.542	1:13.583	117	1:01.162	1:14.083			
124	51.867	1:14.524	124	56.766	1:15.640	124	58.901	1:13.185	124	1:02.174	1:14.736			
136	1:03.928	1:13.653	136	1:06.987	1:13.800	136	1:08.302	1:12.365	136	1:09.748	1:12.909			

Weather / Track : Bright / Dry

Pembrey
Circuit Length = 1.4560 miles.
Start: 16:10 End: 16:27

Universal Racing Services Classic Formula Ford 1600 Championship

QUALIFYING - RACE 7

POS	NO	CL	NAME	NAT	ENTRY	TIME	LAPS	GAP	MPH
1	77	B	Paul WALTON		Crossle 25F	1:03.516	14		82.52
2	5	B	Simon DAVEY		Van Diemen RF 81	1:03.984	14	0.468	81.92
3	69	A	Dave LOWE		Lotus 69	1:04.191	13	0.675	81.65
4	37	B	Anthony WILLS		Royale RP21	1:04.460	14	0.944	81.31
5	9	B	David PENLINGTON		Royale RP 26	1:04.823	14	1.307	80.86
6	32	B	David MALPAS		Van Diemen RF 78	1:05.053	14	1.537	80.57
7	7	B	Jon NASH		Van Diemen RF 80	1:05.122	13	1.606	80.48
8	44	B	Neil MARSHALL		Van Diemen RF 78	1:05.659	13	2.143	79.83
9	24	A	Steve BRADLEY		Jamun T3	1:05.856	14	2.340	79.59
10	65	A	Peter DENHAM		Merlyn IIA	1:06.355	13	2.839	78.99
11	31	B	Oliver ROBINSON		Royale RP 26	1:06.535	13	3.019	78.78
12	79	B	Rick MOWSER		Van Diemen RF 79	1:06.741	13	3.225	78.53
13	34	B	Colin WILLIAMS		P.R.S RH01	1:07.040	13	3.524	78.18
14	17	B	Jeff PALMER		Royale RP 26	1:07.767	13	4.251	77.34
15	92	B	Michael VALENTINE		Elden Mk 24	1:13.217	12	9.701	71.59
16	25	B	Douglas KIBBLE		Dulon 1975	1:14.403	7	10.887	70.44

Weather / Track : Bright / Dry

Pembrey
Circuit Length = 1.4560 miles.
Start: 11:32 End: 11:46

These results are provisional until the conclusion of any judicial and technical matters.

Clerk of Course:	Stewards:	Timekeeper:
------------------	-----------	-------------

Universal Racing Services Classic Formula Ford 1600 Championship QUALIFYING LAP ANALYSIS - RACE 7

5	Simon DAVEY	Van Diemen RF 81
1 -	7:04.607	6 - 1:04.939
2 -	1:09.168	7 - 1:05.280
3 -	1:05.786	8 - 1:05.374
4 -	1:06.096	9 - 1:04.259
5 -	1:04.799	10 - 1:03.984
11 -	1:05.903	12 - 1:04.729
13 -	1:08.320	14 - 1:04.832
<hr/>		
7	Jon NASH	Van Diemen RF 80
1 -	7:06.270	6 - 1:06.276
2 -	1:10.232	7 - 1:05.683
3 -	1:06.659	8 - 1:05.423
4 -	1:25.748	9 - 1:06.878
5 -	1:05.796	10 - 1:05.561
11 -	1:05.122	12 - 1:36.601
13 -	1:05.676	
<hr/>		
9	David PENLINGTON	Royale RP 26
1 -	7:00.945	6 - 1:05.164
2 -	1:10.943	7 - 1:05.513
3 -	1:06.842	8 - 1:04.870
4 -	1:07.308	9 - 1:04.823
5 -	1:05.769	10 - 1:12.949
11 -	1:05.226	12 - 1:05.004
13 -	1:05.641	14 - 1:05.660
<hr/>		
17	Jeff PALMER	Royale RP 26
1 -	7:15.431	6 - 1:08.131
2 -	1:19.534	7 - 1:07.773
3 -	1:13.528	8 - 1:11.059
4 -	1:13.361	9 - 1:10.109
5 -	1:09.136	10 - 1:07.767
11 -	1:08.292	12 - 1:08.614
13 -	1:09.529	
<hr/>		
24	Steve BRADLEY	Jamun T3
1 -	7:15.491	6 - 1:06.809
2 -	1:12.450	7 - 1:06.344
3 -	1:08.532	8 - 1:06.442
4 -	1:08.230	9 - 1:08.605
5 -	1:07.481	10 - 1:06.521
11 -	1:05.856	12 - 1:08.101
13 -	1:07.026	14 - 1:22.894P
<hr/>		
25	Douglas KIBBLE	Dulon 1975
1 -	7:13.353	6 - 1:14.991
2 -	1:18.015	7 - 1:16.931
3 -	1:14.403	
4 -	1:15.602	
5 -	1:16.725	
<hr/>		
31	Oliver ROBINSON	Royale RP 26
1 -	7:08.140	6 - 1:10.250
2 -	1:21.181	7 - 1:08.072
3 -	1:15.280	8 - 1:07.635
4 -	1:21.209	9 - 1:07.945
5 -	1:12.402	10 - 1:12.422
11 -	1:06.535	12 - 1:08.519
13 -	1:08.343	

Weather / Track : Bright / Dry

Pembrey
Circuit Length = 1.4560 miles.
Start: 11:32 End: 11:46

Universal Racing Services Classic Formula Ford 1600 Championship

QUALIFYING LAP ANALYSIS - RACE 7

(contd.)

32	David MALPAS	Van Diemen RF 78
1 -	7:11.854	6 - 1:06.208
2 -	1:12.293	7 - 1:06.059
3 -	1:08.879	8 - 1:05.700
4 -	1:07.202	9 - 1:05.053
5 -	1:06.125	10 - 1:05.381
11 -	1:06.296	12 - 1:06.015
13 -	1:05.182	14 - 1:05.316
34	Colin WILLIAMS	P.R.S RH01
1 -	7:11.944	6 - 1:08.251
2 -	1:17.599	7 - 1:08.911
3 -	1:11.859	8 - 1:14.950
4 -	1:08.684	9 - 1:11.580
5 -	1:07.515	10 - 1:07.218
11 -	1:08.936	12 - 1:08.478
13 -	1:07.040	
37	Anthony WILLS	Royale RP21
1 -	6:59.814	6 - 1:04.849
2 -	1:12.410	7 - 1:05.874
3 -	1:07.090	8 - 1:04.715
4 -	1:06.838	9 - 1:04.460
5 -	1:05.824	10 - 1:04.708
11 -	1:05.159	12 - 1:04.909
13 -	1:05.474	14 - 1:04.654
44	Neil MARSHALL	Van Diemen RF 78
1 -	7:02.043	6 - 1:06.483
2 -	1:13.899	7 - 1:05.723
3 -	1:06.996	8 - 1:05.659
4 -	1:09.214	9 - 1:05.947
5 -	1:06.495	10 - 1:06.120
11 -	1:06.206	12 - 1:16.077
13 -	1:19.671P	
65	Peter DENHAM	Merlyn IIA
1 -	7:22.443	6 - 1:10.310
2 -	1:20.950	7 - 1:08.417
3 -	1:15.933	8 - 1:07.712
4 -	1:11.460	9 - 1:06.994
5 -	1:09.589	10 - 1:10.005
11 -	1:06.355	12 - 1:07.512
13 -	1:06.608	
69	Dave LOWE	Lotus 69
1 -	7:17.909	6 - 1:10.571
2 -	1:16.042	7 - 1:53.530
3 -	1:27.320	8 - 1:08.820
4 -	1:20.301	9 - 1:05.774
5 -	1:08.807	10 - 1:06.074
11 -	1:05.668	12 - 1:04.191
13 -	1:04.213	
77	Paul WALTON	Crossle 25F
1 -	7:11.141	6 - 1:04.965
2 -	1:16.011	7 - 1:04.552
3 -	1:07.434	8 - 1:04.566
4 -	1:09.626	9 - 1:04.809
5 -	1:05.627	10 - 1:04.322
11 -	1:04.102	12 - 1:06.734
13 -	1:04.364	14 - 1:03.516

Weather / Track : Bright / Dry

Pembrey
Circuit Length = 1.4560 miles.
Start: 11:32 End: 11:46

Universal Racing Services Classic Formula Ford 1600 Championship QUALIFYING LAP ANALYSIS - RACE 7

(contd.)

79	Rick MOWSER	Van Diemen RF 79
1 - 7:05.621	6 - 1:10.747	11 - 1:10.385
2 - 1:17.625	7 - 1:12.925	12 - 1:09.832
3 - 1:09.918	8 - 1:12.969	13 - 1:06.741
4 - 1:10.742	9 - 1:11.891	
5 - 1:09.999	10 - 1:14.540	
92	Michael VALENTINE	Elden Mk 24
1 - 7:06.471	6 - 1:23.577	11 - 1:15.741
2 - 1:20.373	7 - 1:17.698	12 - 1:13.217
3 - 1:17.579	8 - 1:15.943	
4 - 1:16.572	9 - 1:14.482	
5 - 1:16.328	10 - 1:14.914	

Universal Racing Services Classic Formula Ford 1600 Championship

GRID - RACE 7

ROW 8			1:14.403 25 KIBBLE
		1:13.217 92 VALENTINE	
ROW 7			1:07.767 17 PALMER
	1:07.040 34 WILLIAMS		
ROW 6			1:06.741 79 MOWSER
		1:06.535 31 ROBINSON	
ROW 5			1:06.355 65 DENHAM
	1:05.856 24 BRADLEY		
ROW 4			1:05.659 44 MARSHALL
		1:05.122 7 NASH	
ROW 3			1:05.053 32 MALPAS
	1:04.823 9 PENLINGTON		
ROW 2			1:04.460 37 WILLS
		1:04.191 69 LOWE	
ROW 1			1:03.984 5 DAVEY
	1:03.516 77 WALTON		
	POLE		

Weather / Track : Bright / Dry

Pembrey
Circuit Length = 1.4560 miles.
Start: 11:32 End: 11:46

These results are provisional until the conclusion of any judicial and technical matters.

Clerk of Course:	Stewards:	Timekeeper:
------------------	-----------	-------------

Universal Racing Services Classic Formula Ford 1600 Championship

RACE CLASSIFICATION - RACE 7

POS	NO	CL	NAME	NAT	ENTRY	TIME	LAPS	GAP	MPH	BEST
1	77	B	Paul WALTON		Crossle 25F	15:20.825	14		79.69	1:04.528
2	37	B	Anthony WILLS		Royale RP21	15:20.974	14	0.149	79.67	1:04.380
3	5	B	Simon DAVEY		Van Diemen RF 81	15:21.810	14	0.985	79.60	1:04.598
4	69	A	Dave LOWE		Lotus 69	15:48.539	14	27.714	77.36	1:04.989
5	24	A	Steve BRADLEY		Jamun T3	15:54.293	14	33.468	76.89	1:06.636
6	34	B	Colin WILLIAMS		P.R.S RH01	15:55.212	14	34.387	76.82	1:06.186
7	65	A	Peter DENHAM		Merlyn IIA	15:57.855	14	37.030	76.61	1:06.425
8	31	B	Oliver ROBINSON		Royale RP 26	15:58.346	14	37.521	76.57	1:06.621
9	17	B	Jeff PALMER		Royale RP 26	16:14.652	14	53.827	75.29	1:07.227
10	79	B	Rick MOWSER		Van Diemen RF 79	15:28.557	13	1 LAP	73.38	1:07.760
11	92	B	Michael VALENTINE		Elden Mk 24	15:25.860	12	2 LAPS	67.93	1:14.319
12	25	B	Douglas KIBBLE		Dulon 1975	15:31.098	12	2 LAPS	67.55	1:12.124

NOT CLASSIFIED

7	B	Jon NASH		Van Diemen RF 80	11:45.272	10	D.N.F.	74.32	1:05.369
44	B	Neil MARSHALL		Van Diemen RF 78	1:34.589	1	D.N.F.	55.41	
9	B	David PENLINGTON		Royale RP 26		0	D.N.F.	N/A	
32	B	David MALPAS		Van Diemen RF 78		0	D.N.F.	N/A	

FASTEST LAP

37	B	Anthony WILLS		Royale RP21	1:04.380	10	81.41mph	131.02kph
69	A	Dave LOWE		Lotus 69	1:04.989	5	80.65mph	129.79kph

Weather / Track : Light Rain / Damp

Pembrey
Circuit Length = 1.4560 miles.
Start: 16:39 End: 16:54

These results are provisional until the conclusion of any judicial and technical matters.

Clerk of Course:	Stewards:	Timekeeper:
------------------	-----------	-------------

Universal Racing Services Classic Formula Ford 1600 Championship

LAP CHART - RACE 7

Lap 1			Lap 2			Lap 3			Lap 4			Lap 5		
No	Behind	Laptime	No	Behind	Laptime	No	Behind	Laptime	No	Behind	Laptime	No	Behind	Laptime
77		1:11.219	77		1:05.907	77		1:04.528	77		1:05.298	77		1:04.811
5	0.579	1:11.798	5	0.559	1:05.887	5	1.725	1:05.694	5	1.927	1:05.500	37	2.186	1:04.931
69	0.960	1:12.179	37	1.069	1:05.671	37	1.785	1:05.244	37	2.066	1:05.579	5	2.758	1:05.642
37	1.305	1:12.524	24	4.275	1:06.656	7	6.848	1:05.975	24	9.044	1:07.020	69	9.445	1:04.989
24	3.526	1:14.745	69	4.654	1:09.601	24	7.322	1:07.575	69	9.267	1:06.943	24	10.869	1:06.636
34	5.066	1:16.285	7	5.401	1:06.137	69	7.622	1:07.496	34	9.889	1:06.839	34	11.378	1:06.300
7	5.171	1:16.390	34	6.690	1:07.531	34	8.348	1:06.186	65	13.062	1:07.008	65	15.528	1:07.277
65	7.812	1:19.031	65	9.045	1:07.140	65	11.352	1:06.835	31	14.426	1:07.471	31	17.102	1:07.487
31	8.741	1:19.960	31	10.160	1:07.326	31	12.253	1:06.621	17	22.800	1:09.806	17	26.628	1:08.639
17	11.412	1:22.631	17	14.521	1:09.016	17	18.292	1:08.299	79	30.902	1:10.059	79	34.395	1:08.304
92	14.162	1:25.381	79	21.007	1:11.747	79	26.141	1:09.662	7	34.392	1:32.842	7	34.950	1:05.369
79	15.167	1:26.386	92	23.535	1:15.280	92	33.326	1:14.319	92	43.233	1:15.205	92	53.571	1:15.149
25	21.200	1:32.419	25	35.927	1:20.634	25	51.073	1:19.674	25	1:02.982	1:17.207			
44	23.370	1:34.589P												

Weather / Track : Light Rain / Damp

Pembrey
 Circuit Length = 1.4560 miles.
 Start: 16:39 End: 16:54

Universal Racing Services Classic Formula Ford 1600 Championship

LAP CHART - RACE 7

(contd.)

Lap 6			Lap 7			Lap 8			Lap 9			Lap 10		
No	Behind	Laptime	No	Behind	Laptime	No	Behind	Laptime	No	Behind	Laptime	No	Behind	Laptime
77		1:05.431	77		1:04.575	77		1:05.332	77		1:05.622	77		1:04.624
37	1.324	1:04.569	37	1.504	1:04.755	37	1.788	1:05.616	5	3.418	1:05.509	5	3.392	1:04.598
5	2.733	1:05.406	5	3.358	1:05.200	5	3.531	1:05.505	37	3.781	1:07.615	37	3.537	1:04.380
69	9.255	1:05.241	69	10.309	1:05.629	69	11.806	1:06.829	69	13.158	1:06.974	69	14.698	1:06.164
25	1 LAP	1:19.235	34	15.697	1:07.447	92	1 LAP	1:20.049	24	22.537	1:09.095	24	24.579	1:06.666
34	12.825	1:06.878	24	16.133	1:07.442	34	18.918	1:08.553	34	22.922	1:09.626	34	24.818	1:06.520
24	13.266	1:07.828	65	21.126	1:08.091	24	19.064	1:08.263	92	1 LAP	1:17.355	65	28.191	1:07.015
65	17.610	1:07.513	31	22.474	1:07.623	65	24.177	1:08.383	65	25.800	1:07.245	31	30.116	1:07.386
31	19.426	1:07.755	25	1 LAP	1:15.089	31	25.435	1:08.293	31	27.354	1:07.541	92	1 LAP	1:16.636
17	28.656	1:07.459	17	32.188	1:08.107	25	1 LAP	1:14.498	17	39.033	1:08.953	17	41.636	1:07.227
7	36.300	1:06.781	7	43.158	1:11.433	17	35.702	1:08.846	25	1 LAP	1:14.483	7	47.925	1:06.920
79	37.996	1:09.032	79	44.699	1:11.278	7	45.339	1:07.513	7	45.629	1:05.912	25	1 LAP	1:12.124
92	1:03.171	1:15.031				79	54.249	1:14.882	79	58.218	1:09.591	79	1:01.354	1:07.760

Weather / Track : Light Rain / Damp

Pembrey
Circuit Length = 1.4560 miles.
Start: 16:39 End: 16:54

Universal Racing Services Classic Formula Ford 1600 Championship

LAP CHART - RACE 7

(contd.)

Lap 11			Lap 12			Lap 13			Lap 14			Lap 15		
No	Behind	Laptime	No	Behind	Laptime	No	Behind	Laptime	No	Behind	Laptime	No	Behind	Laptime
77		1:04.549	77		1:06.260	77		1:05.605	77		1:07.064			
5	3.770	1:04.927	79	1 LAP	1:10.016	37	1.372	1:04.872	37	0.149	1:05.841			
37	3.810	1:04.822	37	2.105	1:04.555	5	2.588	1:05.373	5	0.985	1:05.461			
69	16.332	1:06.183	5	2.820	1:05.310	25	2 LAPS	1:17.030	92	2 LAPS	1:19.051			
24	26.844	1:06.814	69	18.670	1:08.598	79	1 LAP	1:10.745	79	1 LAP	1:09.095			
34	27.339	1:07.070	24	28.427	1:07.843	69	23.991	1:10.926	25	2 LAPS	1:14.679			
65	30.067	1:06.425	34	28.672	1:07.593	34	31.537	1:08.470	69	27.714	1:10.787			
31	32.786	1:07.219	65	31.806	1:07.999	24	31.906	1:09.084	24	33.468	1:08.626			
17	44.834	1:07.747	31	34.125	1:07.599	65	35.652	1:09.451	34	34.387	1:09.914			
92	1 LAP	1:15.129	17	47.506	1:08.932	31	36.611	1:08.091	65	37.030	1:08.442			
25	1 LAP	1:14.026	92	1 LAP	1:17.275	17	51.593	1:09.692	31	37.521	1:07.974			
									17	53.827	1:09.298			

Weather / Track : Light Rain / Damp

Pembrey
 Circuit Length = 1.4560 miles.
 Start: 16:39 End: 16:54

TOYO Tyres Modified Production Saloon Car Championship

QUALIFYING - RACE 8

POS	NO	CL	NAME	NAT	ENTRY	TIME	LAPS	GAP	MPH
1	1	C	Nick WILLIAMSON		Peugeot 205 GTi	1:07.919	9		77.17
2	74	A	Neil PHILPOTTS		Mitsubishi Starion Turbo	1:08.200	9	0.281	76.85
3	31	C	Gareth PORTER		Peugeot 205 GTi	1:08.418	14	0.499	76.61
4	11	A	Chris RANDALL		BMW E28 M5	1:08.728	14	0.809	76.26
5	65	C	Ilsa COX		Peugeot 206 GTi	1:09.085	13	1.166	75.87
6	6	C	Timothy SAUNDERS		Honda Integra R	1:09.336	12	1.417	75.59
7	71	D	Denis BASSOM		Toyota Corolla GT	1:09.860	10	1.941	75.03
8	14	C	Piers GRANGE		Ford Escort RS2000	1:10.241	12	2.322	74.62
9	20	C	Sean RODERICK		Peugeot 205	1:10.466	13	2.547	74.38
10	66	C	Brian COX		Peugeot 206 GTi	1:10.935	12	3.016	73.89
11	33	A	Marc TAYLOR		Mitsubishi Starion	1:11.059	9	3.140	73.76
12	41	C	Jonathan BETTS		Renault 5 GT Turbo	1:11.949	13	4.030	72.85
13	42	C	Alex DZIURZYNSKI		Volkswagen Golf	1:12.103	4	4.184	72.69
14	46	A	Edmond KIRKHAM		Chevrolet Camaro	1:13.818	13	5.899	71.00
15	37	D	Brian ALLEN		Ford Fiesta XR2i	1:14.272	13	6.353	70.57

Weather / Track :Bright / Dry

Pembrey
Circuit Length = 1.4560 miles.
Start: 11:55 End: 12:10

These results are provisional until the conclusion of any judicial and technical matters.

Clerk of Course:	Stewards:	Timekeeper:
------------------	-----------	-------------

TOYO Tyres Modified Production Saloon Car Championship

QUALIFYING LAP ANALYSIS - RACE 8

1	Nick WILLIAMSON	Peugeot 205 GTi
1 - 7:58.861	6 - 1:08.324	
2 - 1:16.136	7 - 1:08.138	
3 - 1:11.406	8 - 1:07.919	
4 - 1:11.731	9 - 1:08.236	
5 - 1:08.805		
6	Timothy SAUNDERS	Honda Integra R
1 - 7:59.740	6 - 1:09.336	11 - 1:10.524
2 - 1:16.347	7 - 1:10.755	12 - 1:21.257P
3 - 1:12.118	8 - 1:14.928P	
4 - 1:10.552	9 - 1:50.907	
5 - 1:09.805	10 - 1:12.391	
11	Chris RANDALL	BMW E28 M5
1 - 8:05.954	6 - 1:09.498	11 - 1:08.728
2 - 1:14.403	7 - 1:08.761	12 - 1:09.585
3 - 1:13.438	8 - 1:09.581	13 - 1:09.726
4 - 1:10.578	9 - 1:10.289	14 - 1:10.094
5 - 1:09.822	10 - 1:10.047	
14	Piers GRANGE	Ford Escort RS2000
1 - 8:09.793	6 - 1:11.121	11 - 1:10.241
2 - 1:19.154	7 - 1:10.451	12 - 1:10.348
3 - 1:13.848	8 - 1:19.543P	
4 - 1:11.436	9 - 2:32.023	
5 - 1:10.419	10 - 1:10.668	
20	Sean RODERICK	Peugeot 205
1 - 7:51.153	6 - 1:11.380	11 - 1:11.183
2 - 1:22.495	7 - 1:11.179	12 - 1:10.795
3 - 1:18.717	8 - 1:14.648	13 - 1:10.466
4 - 1:17.794	9 - 1:11.200	
5 - 1:12.732	10 - 1:11.394	
31	Gareth PORTER	Peugeot 205 GTi
1 - 7:57.315	6 - 1:08.729	11 - 1:08.418
2 - 1:17.397	7 - 1:08.608	12 - 1:09.772
3 - 1:10.605	8 - 1:08.521	13 - 1:09.281
4 - 1:08.511	9 - 1:08.624	14 - 1:39.646
5 - 1:08.421	10 - 1:09.338	
33	Marc TAYLOR	Mitsubishi Starion
1 - 7:58.510	6 - 1:23.568	
2 - 1:19.239	7 - 1:12.683	
3 - 1:15.172	8 - 1:11.249	
4 - 1:11.059	9 - 1:21.799P	
5 - 1:13.351		

Weather / Track :Bright / Dry

Pembrey
Circuit Length = 1.4560 miles.
Start: 11:55 End: 12:10

TOYO Tyres Modified Production Saloon Car Championship

QUALIFYING LAP ANALYSIS - RACE 8

(contd.)

37	Brian ALLEN	Ford Fiesta XR2i		
1 -	8:08.594	6 -	1:15.694	11 - 1:14.272
2 -	1:21.624	7 -	1:16.613	12 - 1:15.340
3 -	1:17.546	8 -	1:15.997	13 - 1:17.557
4 -	1:16.194	9 -	1:15.209	
5 -	1:16.008	10 -	1:16.268	
41	Jonathan BETTS	Renault 5 GT Turbo		
1 -	7:52.877	6 -	1:13.022	11 - 1:12.365
2 -	1:22.470	7 -	1:13.221	12 - 1:12.055
3 -	1:18.707	8 -	1:12.561	13 - 1:12.148
4 -	1:17.600	9 -	1:12.374	
5 -	1:12.845	10 -	1:11.949	
42	Alex DZIURZYNSKI	Volkswagen Golf		
1 -	8:18.375			
2 -	1:13.005			
3 -	1:12.103			
4 -	1:17.874P			
46	Edmond KIRKHAM	Chevrolet Camaro		
1 -	8:12.528	6 -	1:18.164	11 - 1:14.584
2 -	1:20.819	7 -	1:17.101	12 - 1:15.471
3 -	1:16.876	8 -	1:15.452	13 - 1:15.642
4 -	1:16.612	9 -	1:15.400	
5 -	1:15.255	10 -	1:13.818	
65	Ilsa COX	Peugeot 206 GTi		
1 -	7:48.934	6 -	1:13.991	11 - 1:09.085
2 -	1:19.851	7 -	1:13.118	12 - 1:09.911
3 -	1:16.396	8 -	1:13.739	13 - 1:09.395
4 -	1:15.359	9 -	1:09.959	
5 -	1:12.114	10 -	1:13.841	
66	Brian COX	Peugeot 206 GTi		
1 -	7:49.833	6 -	1:11.889	11 - 1:13.267
2 -	2:39.053	7 -	1:12.047	12 - 1:13.435
3 -	1:12.851	8 -	1:12.078	
4 -	1:11.352	9 -	1:10.935	
5 -	1:12.737	10 -	1:11.878	
71	Denis BASSOM	Toyota Corolla GT		
1 -	8:04.237	6 -	1:10.968	
2 -	1:15.708	7 -	1:09.860	
3 -	1:14.768	8 -	1:11.706	
4 -	1:13.799	9 -	1:10.528	
5 -	1:11.090	10 -	1:16.959P	

Weather / Track :Bright / Dry

Pembrey
Circuit Length = 1.4560 miles.
Start: 11:55 End: 12:10

TOYO Tyres Modified Production Saloon Car Championship QUALIFYING LAP ANALYSIS - RACE 8

(contd.)

74	Neil PHILPOTTS	Mitsubishi Starion Turbo
1 - 7:54.411	6 - 1:08.427	
2 - 1:16.508	7 - 1:08.356	
3 - 1:11.842	8 - 1:08.200	
4 - 1:12.103	9 - 1:08.246	
5 - 1:09.837		

TOYO Tyres Modified Production Saloon Car Championship

RACE CLASSIFICATION - RACE 8

POS	NO	CL	NAME	NAT	ENTRY	TIME	LAPS	GAP	MPH	BEST
1	1	C	Nick WILLIAMSON		Peugeot 205 GTi	17:05.789	14		71.53	1:10.711
2	11	A	Chris RANDALL		BMW E28 M5	17:05.975	14	0.186	71.52	1:09.829
3	74	A	Neil PHILPOTTS		Mitsubishi Starion Turbo	17:16.687	14	10.898	70.78	1:10.284
4	31	C	Gareth PORTER		Peugeot 205 GTi	17:29.279	14	23.490	69.93	1:10.339
5	65	C	Ilsa COX		Peugeot 206 GTi	18:02.160	14	56.371	67.81	1:14.417
6	6	C	Timothy SAUNDERS		Honda Integra R	18:02.588	14	56.799	67.78	1:13.333
7	71	D	Denis BASSOM		Toyota Corolla GT	18:10.509	14	1:04.720	67.29	1:12.586
8	14	C	Piers GRANGE		Ford Escort RS2000	18:17.107	14	1:11.318	66.88	1:13.255
9	20	C	Sean RODERICK		Peugeot 205	18:17.685	14	1:11.896	66.85	1:14.392
10	33	A	Marc TAYLOR		Mitsubishi Starion	17:23.312	13	1 LAP	65.31	1:12.023
11	32	B	Joss RONCHETTI		Talbot Sunbeam Lotus	17:32.001	13	1 LAP	64.77	1:18.534
12	66	C	Brian COX		Peugeot 206 GTi	17:33.104	13	1 LAP	64.70	1:15.192
13	37	D	Brian ALLEN		Ford Fiesta XR2i	17:33.852	13	1 LAP	64.65	1:17.993
14	46	A	Edmond KIRKHAM		Chevrolet Camaro	18:21.771	13	1 LAP	61.84	1:17.459

NOT CLASSIFIED

41	C	Jonathan BETTS		Renault 5 GT Turbo	2:55.043	2	D.N.F.	59.88	1:26.557
----	---	----------------	--	--------------------	----------	---	--------	-------	----------

FASTEST LAP

11	A	Chris RANDALL		BMW E28 M5	1:09.829	4	75.06mph	120.80kph
31	C	Gareth PORTER		Peugeot 205 GTi	1:10.339	4	74.51mph	119.92kph
71	D	Denis BASSOM		Toyota Corolla GT	1:12.586	3	72.21mph	116.21kph
32	B	Joss RONCHETTI		Talbot Sunbeam Lotus	1:18.534	9	66.74mph	107.41kph

Weather / Track :Rain / Damp

Pembrey
Circuit Length = 1.4560 miles.
Start: 17:07 End: 17:25

These results are provisional until the conclusion of any judicial and technical matters.

Clerk of Course:	Stewards:	Timekeeper:
------------------	-----------	-------------

TOYO Tyres Modified Production Saloon Car Championship

LAP CHART - RACE 8

Lap 1			Lap 2			Lap 3			Lap 4			Lap 5		
No	Behind	Laptime	No	Behind	Laptime	No	Behind	Laptime	No	Behind	Laptime	No	Behind	Laptime
1		1:20.326	1		1:12.132	1		1:10.711	11		1:09.829	11		1:11.005
74	0.337	1:20.663	74	0.213	1:12.008	11	0.285	1:10.255	1	0.676	1:10.790	1	2.641	1:12.970
31	1.077	1:21.403	11	0.741	1:11.260	74	0.686	1:11.184	74	0.856	1:10.284	74	2.806	1:12.955
11	1.613	1:21.939	31	1.244	1:12.299	31	2.085	1:11.552	31	2.310	1:10.339	31	4.237	1:12.932
65	3.967	1:24.293	65	6.252	1:14.417	6	9.341	1:13.333	6	15.620	1:16.393	6	21.527	1:16.912
6	4.595	1:24.921	6	6.719	1:14.256	65	10.376	1:14.835	65	17.842	1:17.580	65	27.071	1:20.234
41	6.231	1:26.557	14	10.125	1:15.946	33	11.725	1:12.023	71	18.666	1:15.844	14	28.072	1:20.149
14	6.311	1:26.637	33	10.413	1:14.581	14	12.669	1:13.255	14	18.928	1:16.373	71	28.196	1:20.535
71	6.589	1:26.915	71	11.061	1:16.604	71	12.936	1:12.586	66	28.141	1:17.266	66	37.192	1:20.056
46	7.098	1:27.424	32	16.281	1:18.667	66	20.989	1:15.192	20	29.390	1:14.392	20	37.873	1:19.488
33	7.964	1:28.290	66	16.508	1:17.431	32	24.905	1:19.335	33	32.918	1:31.307	33	41.817	1:19.904
32	9.746	1:30.072	20	17.690	1:19.316	20	25.112	1:18.133	32	34.034	1:19.243	32	45.314	1:22.285
20	10.506	1:30.832	37	19.679	1:19.203	37	26.961	1:17.993	37	35.212	1:18.365	37	45.618	1:21.411
66	11.209	1:31.535	41	22.585	1:28.486	46	34.410	1:17.459	46	42.444	1:18.148	46	50.157	1:18.718
37	12.608	1:32.934	46	27.662	1:32.696									

Weather / Track :Rain / Damp

Pembrey
Circuit Length = 1.4560 miles.
Start: 17:07 End: 17:25

TOYO Tyres Modified Production Saloon Car Championship

LAP CHART - RACE 8

(contd.)

Lap 6			Lap 7			Lap 8			Lap 9			Lap 10		
No	Behind	Laptime	No	Behind	Laptime	No	Behind	Laptime	No	Behind	Laptime	No	Behind	Laptime
11		1:13.200	11		1:14.290	11		1:13.649	11		1:13.392	11		1:13.769
1	3.845	1:14.404	1	3.996	1:14.441	1	5.226	1:14.879	1	4.883	1:13.049	1	3.378	1:12.264
74	4.056	1:14.450	74	4.447	1:14.681	74	6.547	1:15.749	74	6.901	1:13.746	74	5.511	1:12.379
31	5.910	1:14.873	31	6.860	1:15.240	46	1 LAP	1:25.973	46	1 LAP	1:18.689	31	14.027	1:15.658
6	25.657	1:17.330	6	29.112	1:17.745	31	9.378	1:16.167	31	12.138	1:16.152	46	1 LAP	1:25.664
65	31.869	1:17.998	65	35.195	1:17.616	6	33.779	1:18.316	6	39.654	1:19.267	6	44.156	1:18.271
14	33.245	1:18.373	14	38.142	1:19.187	65	39.377	1:17.831	65	42.857	1:16.872	65	44.497	1:15.409
71	33.449	1:18.453	71	39.358	1:20.199	71	43.168	1:17.459	71	46.367	1:16.591	71	48.781	1:16.183
20	41.732	1:17.059	20	44.860	1:17.418	14	44.292	1:19.799	14	49.843	1:18.943	14	52.888	1:16.814
66	44.632	1:20.640	66	50.922	1:20.580	20	49.220	1:18.009	20	51.832	1:16.004	20	53.538	1:15.475
33	49.677	1:21.060	33	57.072	1:21.685	66	58.627	1:21.354	66	1:06.214	1:20.979	33	1:13.203	1:17.548
32	53.499	1:21.385	32	59.803	1:20.594	33	1:03.935	1:20.512	33	1:09.424	1:18.881			
37	54.087	1:21.669	37	1:00.348	1:20.551	32	1:04.783	1:18.629	32	1:09.925	1:18.534			
46	1:08.799	1:31.842				37	1:06.474	1:19.775	37	1:11.911	1:18.829			

Weather / Track :Rain / Damp

Pembrey
Circuit Length = 1.4560 miles.
Start: 17:07 End: 17:25

TOYO Tyres Modified Production Saloon Car Championship

LAP CHART - RACE 8

(contd.)

Lap 11			Lap 12			Lap 13			Lap 14			Lap 15		
No	Behind	Laptime	No	Behind	Laptime	No	Behind	Laptime	No	Behind	Laptime	No	Behind	Laptime
11		1:13.453	11		1:12.584	11		1:13.675	1		1:13.111			
66	1 LAP	1:21.258	1	0.648	1:12.004	1	0.378	1:13.405	11	0.186	1:13.675			
1	1.228	1:11.303	74	5.307	1:13.993	74	10.286	1:18.654	74	10.898	1:14.101			
32	1 LAP	1:19.226	33	1 LAP	1:18.351	33	1 LAP	1:19.633	33	1 LAP	1:19.537			
74	3.898	1:11.840	32	1 LAP	1:19.569	32	1 LAP	1:22.338	31	23.490	1:16.894			
37	1 LAP	1:21.480	66	1 LAP	1:25.113	31	20.085	1:15.374	32	1 LAP	1:22.124			
31	15.929	1:15.355	37	1 LAP	1:19.966	66	1 LAP	1:21.364	66	1 LAP	1:20.336			
46	1 LAP	1:20.115	31	18.386	1:15.041	37	1 LAP	1:21.303	37	1 LAP	1:20.373			
65	47.134	1:16.090	46	1 LAP	1:22.117	65	53.381	1:18.072	65	56.371	1:16.479			
6	47.771	1:17.068	65	48.984	1:14.434	71	58.828	1:17.659	6	56.799	1:16.907			
71	51.042	1:15.714	6	49.471	1:14.284	6	53.381	1:17.585	71	1:04.720	1:19.381			
14	55.534	1:16.099	71	54.844	1:16.386	46	1 LAP	1:39.787	14	1:11.318	1:18.204			
20	55.974	1:15.889	14	1:02.052	1:19.102	14	1:06.603	1:18.226	20	1:11.896	1:17.856			
			20	1:03.322	1:19.932	20	1:07.529	1:17.882	46	1 LAP	1:23.139			

Weather / Track :Rain / Damp

Pembrey
 Circuit Length = 1.4560 miles.
 Start: 17:07 End: 17:25

BARC Wales/WRDA Sports and Saloon Car Championship QUALIFYING - RACE 9

POS	NO	CL	NAME	NAT	ENTRY	TIME	LAPS	GAP	MPH
1	88	C	Peter WILLIAMS		Radical Prosport	1:05.418	14		80.12
2	44	C	Terry BROWN		Radical Prosport	1:06.626	14	1.208	78.67
3	69	C	Jeff DAVIES		Radical Pro Sport	1:09.147	13	3.729	75.80
4	43	B	Richard ROZHON		Radical Clubsport	1:09.710	13	4.292	75.19
5	6	G	Rhys LLOYD		Honda Civic	1:11.841	6	6.423	72.96
6	26	A	Alvin POWELL		TIGA 288 DFZ	1:12.459	8	7.041	72.33
7	22	H	Andy WILLIAMS		Ford Sierra Sapphire	1:12.939	12	7.521	71.86
8	1	G	Rhodri JENKINS		Honda Civic R	1:14.856	12	9.438	70.02
9	8	E	Nigel BOWEN		Vauxhall Cavalier	1:14.884	7	9.466	69.99
10	25	H	Christian EVANS		Volkswagen Golf GTi	1:14.931	12	9.513	69.95
11	31	H	Lee DAVID		Lancia Integrale	1:15.508	8	10.090	69.41
12	33	H	Kenneth RATTENBURY		Ford Sierra XR4i	1:19.837	7	14.419	65.65
13	15	G	Matthew PERKINS		Rover GTi	1:20.393	11	14.975	65.20
14	82	H	Anthony ALLITT		Rover 216 GTi	1:20.810	9	15.392	64.86

Weather / Track: Bright / Damp

Pembrey
Circuit Length = 1.4560 miles.
Start: 09:01 End: 09:16

These results are provisional until the conclusion of any judicial and technical matters.

Clerk of Course:	Stewards:	Timekeeper:
------------------	-----------	-------------

BARC Wales/WRDA Sports and Saloon Car Championship

QUALIFYING LAP ANALYSIS - RACE 9

1	Rhodri JENKINS	Honda Civic R
1 - 8:34.203	6 - 1:16.180	11 - 1:15.350
2 - 1:27.727	7 - 1:24.413	12 - 1:24.610
3 - 1:21.816	8 - 1:20.679	
4 - 1:18.270	9 - 1:17.906	
5 - 1:16.798	10 - 1:14.856	
6	Rhys LLOYD	Honda Civic
1 - 8:36.202	6 - 1:27.851P	
2 - 1:19.924		
3 - 1:14.161		
4 - 1:12.938		
5 - 1:11.841		
8	Nigel BOWEN	Vauxhall Cavalier
1 - X:00.000	6 - 1:16.673	
2 - 1:27.210	7 - 1:14.884	
3 - 1:29.330		
4 - 1:17.237		
5 - 1:15.625		
15	Matthew PERKINS	Rover GTi
1 - 8:43.891	6 - 1:31.526	11 - 1:20.935
2 - 1:44.532	7 - 1:26.866	
3 - 1:29.785	8 - 1:23.089	
4 - 1:34.709	9 - 1:20.393	
5 - 1:38.855	10 - 1:21.433	
22	Andy WILLIAMS	Ford Sierra Sapphire
1 - 8:50.522	6 - 1:13.794	11 - 1:12.939
2 - 1:26.093	7 - 1:15.886	12 - 1:23.095P
3 - 1:19.328	8 - 1:14.915	
4 - 1:15.984	9 - 1:15.128	
5 - 1:14.210	10 - 1:15.388	
25	Christian EVANS	Volkswagen Golf GTi
1 - 8:38.232	6 - 1:15.478	11 - 1:14.931
2 - 1:30.165	7 - 1:17.594	12 - 1:21.740P
3 - 1:20.606	8 - 1:15.078	
4 - 1:17.484	9 - 1:15.210	
5 - 1:15.631	10 - 1:17.077	
26	Alvin POWELL	TIGA 288 DFZ
1 - X:00.000	6 - 1:12.459	
2 - 1:28.338	7 - 1:13.688	
3 - 1:21.405	8 - 1:12.890	
4 - 1:21.811		
5 - 1:18.098		

Weather / Track: Bright / Damp

BARC Wales/WRDA Sports and Saloon Car Championship

QUALIFYING LAP ANALYSIS - RACE 9

(contd.)

31	Lee DAVID	Lancia Integrale	
1 -	X:00.000	6 - 1:16.280	
2 -	1:19.224	7 - 1:15.731	
3 -	1:16.416	8 - 1:24.702P	
4 -	1:16.833		
5 -	1:15.508		
33	Kenneth RATTENBURY	Ford Sierra XR4i	
1 -	9:06.689	6 - 1:20.456	
2 -	1:40.511	7 - 1:35.069P	
3 -	1:29.961		
4 -	1:26.749		
5 -	1:19.837		
43	Richard ROZHON	Radical Clubsport	
1 -	8:45.349	6 - 1:13.925	11 - 1:10.350
2 -	1:16.982	7 - 1:10.068	12 - 1:10.346
3 -	1:11.970	8 - 1:09.710	13 - 1:10.356
4 -	1:10.831	9 - 1:09.879	
5 -	1:10.968	10 - 1:10.601	
44	Terry BROWN	Radical Prosport	
1 -	8:45.745	6 - 1:08.552	11 - 1:08.216
2 -	1:15.492	7 - 1:07.392	12 - 1:06.626
3 -	1:09.915	8 - 1:07.292	13 - 1:07.597
4 -	1:07.897	9 - 1:08.640	14 - 1:06.990
5 -	1:10.407	10 - 1:08.220	
69	Jeff DAVIES	Radical Pro Sport	
1 -	8:44.969	6 - 1:14.784	11 - 1:09.147
2 -	1:19.391	7 - 1:10.641	12 - 1:11.542
3 -	1:12.811	8 - 1:10.256	13 - 1:09.906
4 -	1:09.587	9 - 1:10.234	
5 -	1:11.107	10 - 1:09.850	
82	Anthony ALLITT	Rover 216 GTi	
1 -	X:00.000	6 - 1:25.196	
2 -	1:33.468	7 - 1:23.568	
3 -	1:31.054	8 - 1:22.843	
4 -	1:25.968	9 - 1:20.810	
5 -	1:25.132		
88	Peter WILLIAMS	Radical Prosport	
1 -	8:35.658	6 - 1:07.732	11 - 1:10.764
2 -	1:17.148	7 - 1:06.924	12 - 1:05.928
3 -	1:10.047	8 - 1:06.232	13 - 1:07.551
4 -	1:10.251	9 - 1:12.908	14 - 1:05.418
5 -	1:11.396	10 - 1:12.615	

Weather / Track: Bright / Damp

Pembrey
Circuit Length = 1.4560 miles.
Start: 09:01 End: 09:16

BARC Wales/WRDA Sports and Saloon Car Championship

GRID - RACE 9

ROW 7	15	1:20.393	PERKINS	82	1:20.810	ALLITT
ROW 6	31	1:15.508	DAVID	33	1:19.837	RATTENBURY
ROW 5	8	1:14.884	BOWEN	25	1:14.931	EVANS
ROW 4	22	1:12.939	WILLIAMS	1	1:14.856	JENKINS
ROW 3	6	1:11.841	LLOYD	26	1:12.459	POWELL
ROW 2	69	1:09.147	DAVIES	43	1:09.710	ROZHON
ROW 1	88	1:05.418	WILLIAMS	44	1:06.626	BROWN
POLE						

Weather / Track: Bright / Damp

Pembrey
Circuit Length = 1.4560 miles.
Start: 09:01 End: 09:16

These results are provisional until the conclusion of any judicial and technical matters.

Clerk of Course:	Stewards:	Timekeeper:
------------------	-----------	-------------

BARC Wales/WRDA Sports and Saloon Car Championship

RACE CLASSIFICATION - RACE 9

POS	NO	CL	NAME	NAT	ENTRY	TIME	LAPS	GAP	MPH	BEST
1	44	C	Terry BROWN		Radical Prosport	13:42.961	14		89.16	57.227
2	88	C	Peter WILLIAMS		Radical Prosport	13:57.018	14	14.057	87.67	58.169
3	26	A	Alvin POWELL		TIGA 288 DFZ	14:09.146	14	26.185	86.41	56.311
4	43	B	Richard ROZHON		Radical Clubsport	14:44.784	14	1:01.823	82.93	1:01.556
5	1	G	Rhodri JENKINS		Honda Civic R	14:48.078	13	1 LAP	76.72	1:06.468
6	6	G	Rhys LLOYD		Honda Civic	13:54.729	12	2 LAPS	75.35	1:07.709
7	25	H	Christian EVANS		Volkswagen Golf GTi	13:57.038	12	2 LAPS	75.14	1:07.436
8	15	G	Matthew PERKINS		Rover GTi	14:55.515	12	2 LAPS	70.23	1:12.741
9	82	H	Anthony ALLITT		Rover 216 GTi	14:55.869	12	2 LAPS	70.21	1:12.724
10	33	H	Kenneth RATTENBURY		Ford Sierra XR4i	14:48.921	11	3 LAPS	64.86	1:14.392

NOT CLASSIFIED

22	H	Andy WILLIAMS		Ford Sierra Sapphire	13:22.162	11	D.N.F.	71.87	1:08.474
8	E	Nigel BOWEN		Vauxhall Cavalier	7:15.818	6	D.N.F.	72.16	1:07.017
31	H	Lee DAVID		Lancia Integrale	7:32.108	6	D.N.F.	69.56	1:11.314
69	C	Jeff DAVIES		Radical Pro Sport		0	D.N.F.	N/A	

FASTEST LAP

26	A	Alvin POWELL		TIGA 288 DFZ	56.311	11	93.08mph	149.80kph
44	C	Terry BROWN		Radical Prosport	57.227	12	91.59mph	147.40kph
43	B	Richard ROZHON		Radical Clubsport	1:01.556	4	85.15mph	137.03kph
1	G	Rhodri JENKINS		Honda Civic R	1:06.468	4	78.85mph	126.91kph
8	E	Nigel BOWEN		Vauxhall Cavalier	1:07.017	4	78.21mph	125.87kph
25	H	Christian EVANS		Volkswagen Golf GTi	1:07.436	12	77.72mph	125.08kph

Weather / Track: Bright / Dry

Pembrey
Circuit Length = 1.4560 miles.
Start: 13:34 End: 13:47

These results are provisional until the conclusion of any judicial and technical matters.

Clerk of Course:	Stewards:	Timekeeper:
------------------	-----------	-------------

BARC Wales/WRDA Sports and Saloon Car Championship

LAP CHART - RACE 9

Lap 1			Lap 2			Lap 3			Lap 4			Lap 5		
No	Behind	Laptime	No	Behind	Laptime	No	Behind	Laptime	No	Behind	Laptime	No	Behind	Laptime
88		1:05.785	44		58.181	44		57.583	44		58.516	44		58.904
44	0.070	1:05.855	88	1.184	59.435	26	3.416	59.680	26	3.471	58.571	26	2.789	58.222
26	0.967	1:06.752	26	1.319	58.603	88	3.850	1:00.249	88	4.535	59.201	88	3.904	58.273
43	4.026	1:09.811	43	7.634	1:01.859	43	12.180	1:02.129	33	1 LAP	1:18.003	15	1 LAP	1:13.372
1	13.133	1:18.918	1	22.544	1:07.662	1	31.647	1:06.686	43	15.220	1:01.556	82	1 LAP	1:13.334
22	13.687	1:19.472	22	23.910	1:08.474	8	34.157	1:07.082	1	39.599	1:06.468	43	18.660	1:02.344
31	14.655	1:20.440	8	24.658	1:08.106	22	36.494	1:10.167	8	42.658	1:07.017	33	1 LAP	1:14.392
8	14.803	1:20.588	6	26.788	1:09.839	6	36.914	1:07.709	22	47.480	1:09.502	1	47.516	1:06.821
6	15.200	1:20.985	31	27.718	1:11.314	25	38.522	1:08.132	6	48.228	1:09.830	8	51.239	1:07.485
25	15.568	1:21.353	25	27.973	1:10.656	31	42.913	1:12.778	25	48.451	1:08.445	6	57.068	1:07.744
82	19.133	1:24.918	15	35.428	1:14.365	15	51.998	1:14.153	31	56.882	1:12.485	22	57.486	1:08.910
15	19.314	1:25.099	82	35.994	1:15.112	82	52.554	1:14.143						
33	34.667	1:40.452	33	52.928	1:16.512									

Weather / Track: Bright / Dry

Pembrey
 Circuit Length = 1.4560 miles.
 Start: 13:34 End: 13:47

BARC Wales/WRDA Sports and Saloon Car Championship

LAP CHART - RACE 9

(contd.)

Lap 6			Lap 7			Lap 8			Lap 9			Lap 10		
No	Behind	Laptime	No	Behind	Laptime	No	Behind	Laptime	No	Behind	Laptime	No	Behind	Laptime
44		57.633	44		57.987	44		57.565	44		57.430	44		57.898
25	1 LAP	1:08.410	26	3.711	57.948	26	3.396	57.250	26	3.210	57.244	26	3.078	57.766
26	3.750	58.594	88	6.644	59.591	88	8.314	59.235	88	9.053	58.169	88	10.077	58.922
88	5.040	58.769	6	1 LAP	1:08.100	1	1 LAP	1:08.601	1	1 LAP	1:06.954	15	2 LAPS	1:14.084
31	1 LAP	1:14.157	22	1 LAP	1:09.461	6	1 LAP	1:07.835	6	1 LAP	1:08.303	82	2 LAPS	1:14.067
15	1 LAP	1:12.741	25	1 LAP	1:09.309	22	1 LAP	1:09.469	25	1 LAP	1:08.863	1	1 LAP	1:07.704
43	23.394	1:02.367	8	1 LAP	1:25.540	25	1 LAP	1:09.274	22	1 LAP	1:09.904	6	1 LAP	1:07.824
82	1 LAP	1:13.569	43	28.176	1:02.769	43	32.881	1:02.270	43	37.242	1:01.791	43	42.699	1:03.355
33	1 LAP	1:16.893P	31	1 LAP	1:20.934P	33	2 LAPS	1:42.027	33	2 LAPS	1:15.015	25	1 LAP	1:08.408
1	56.416	1:06.533	15	1 LAP	1:14.064	15	1 LAP	1:14.030				22	1 LAP	1:09.928
			82	1 LAP	1:13.105	82	1 LAP	1:14.000						

Weather / Track: Bright / Dry

Pembrey
 Circuit Length = 1.4560 miles.
 Start: 13:34 End: 13:47

BARC Wales/WRDA Sports and Saloon Car Championship

LAP CHART - RACE 9

(contd.)

Lap 11			Lap 12			Lap 13			Lap 14			Lap 15		
No	Behind	Laptime	No	Behind	Laptime	No	Behind	Laptime	No	Behind	Laptime	No	Behind	Laptime
44		57.978	44		57.227	44		58.109	44		1:02.095			
26	1.411	56.311	22	2 LAPS	1:11.327	6	2 LAPS	1:08.980	6	2 LAPS	1:09.404			
88	11.346	59.247	26	11.805	1:07.621	25	2 LAPS	1:09.013	88	14.057	59.768			
33	3 LAPS	1:16.223	88	14.668	1:00.549	88	16.384	59.825	25	2 LAPS	1:07.436			
15	2 LAPS	1:12.790	33	3 LAPS	1:15.748	26	19.182	1:05.486	26	26.185	1:09.098			
82	2 LAPS	1:12.724	15	2 LAPS	1:13.153	22	2 LAPS	1:35.548P	43	1:01.823	1:04.047			
1	1 LAP	1:07.309	82	2 LAPS	1:13.209	33	3 LAPS	1:14.984	1	1 LAP	1:07.987			
43	47.285	1:02.564	1	1 LAP	1:07.322	1	1 LAP	1:09.113	33	3 LAPS	1:18.672			
6	1 LAP	1:08.176	43	53.231	1:03.173	43	59.871	1:04.749	15	2 LAPS	1:13.448			
25	1 LAP	1:07.739				15	2 LAPS	1:14.216	82	2 LAPS	1:13.447			
						82	2 LAPS	1:14.241						

Weather / Track: Bright / Dry

Pembrey
 Circuit Length = 1.4560 miles.
 Start: 13:34 End: 13:47

Rawles Motorsport Austin Healey Club Championship

QUALIFYING - RACE 10

POS	NO	CL	NAME	NAT	ENTRY	TIME	LAPS	GAP	MPH
1	16	B	Eric WOOLLEY		Austin Healey 3000 Sebring	1:15.763	8		69.18
2	52	B	Hugo HOLLAND-BOSWORT		Austin Healey 3000 Mk I	1:16.276	13	0.513	68.71
3	73	B	Chris CLARKSON		Austin Healey 3000 Mk I	1:16.992	12	1.229	68.08
4	1	B	David SMITHIES		Austin Healey 3000	1:17.155	13	1.392	67.93
5	10	E	Christian ANDREWS		Austin Healey Frogeye Mk I	1:18.152	9	2.389	67.06
6	42	B	Bill RAWLES		Austin Healey 3000 Mk II	1:18.572	12	2.809	66.71
7	12	D	Drew CAMERON		Austin Healey Speedwell Sprite	1:19.553	12	3.790	65.88
8	18	B	Robert RAWE		Austin Healey 3000	1:19.764	12	4.001	65.71
9	14	D	Charles MARRIOTT		Austin Healey Frogeye Sprite	1:20.009	12	4.246	65.51
10	7	A	Allan CAMERON		Austin Healey 100M	1:22.754	12	6.991	63.34
11	9	E	Patrick HARRIS		Austin Healey Sprite Mk I	1:23.106	11	7.343	63.07
12	66	D	Pete TAYLOR		Austin Healey Sprite Mk I	1:23.571	10	7.808	62.72
13	32	C	Andrew ACTMAN		Austin Healey Sprite	1:23.910	7	8.147	62.46
14	8	D	John HARRIS		Austin Healey Sprite Mk I	1:24.436	11	8.673	62.07
15	69	D	Marc CAMPFIELD		Austin Healey Sprite	1:24.782	5	9.019	61.82
16	26	C	Brian BEDFORD		Austin Healey Mk 2 Sprite	1:30.025	11	14.262	58.22
17	4	C	Mark LISTER		Austin Healey Sprite 3	1:30.340	10	14.577	58.02
18	30	D	Stephen FRY		Austin Healey Sprite	1:33.657	3	17.894	55.96
19	34	E	Nigel ADAMS		Austin Healey Sprite	1:43.247	2	27.484	50.76

Weather / Track: Bright / Damp

Pembrey
Circuit Length = 1.4560 miles.
Start: 09:27 End: 09:51

These results are provisional until the conclusion of any judicial and technical matters.

Clerk of Course:	Stewards:	Timekeeper:
------------------	-----------	-------------

Rawles Motorsport Austin Healey Club Championship

QUALIFYING LAP ANALYSIS - RACE 10

1	David SMITHIES	Austin Healey 3000
1 -	9:14.923	6 - 1:18.943
2 -	8:11.011	7 - 1:19.442
3 -	1:19.232	8 - 1:20.823
4 -	1:17.155	9 - 1:19.994
5 -	1:18.191	10 - 1:23.551
11 -	1:24.874	12 - 1:22.168
13 -	1:20.252	
4	Mark LISTER	Austin Healey Sprite 3
1 -	X:00.000	6 - 1:32.788
2 -	1:32.102	7 - 1:34.634
3 -	1:30.340	8 - 1:32.198
4 -	1:30.975	9 - 1:32.359
5 -	1:30.542	10 - 1:37.226
7	Allan CAMERON	Austin Healey 100M
1 -	9:36.630	6 - 1:23.349
2 -	8:19.413	7 - 1:22.754
3 -	1:26.495	8 - 1:25.656
4 -	1:24.898	9 - 1:23.518
5 -	1:23.622	10 - 1:23.864
11 -	1:24.185	12 - 1:23.427
8	John HARRIS	Austin Healey Sprite Mk I
1 -	9:42.693	6 - 1:34.988
2 -	7:59.638	7 - 1:27.089
3 -	1:26.845	8 - 1:34.728
4 -	1:26.302	9 - 1:32.987
5 -	1:24.436	10 - 1:28.568
11 -	1:28.122	
9	Patrick HARRIS	Austin Healey Sprite Mk I
1 -	X:00.000	6 - 1:23.106
2 -	1:27.019	7 - 1:29.251
3 -	1:26.845	8 - 1:28.346
4 -	1:23.575	9 - 1:29.172
5 -	1:23.949	10 - 1:27.814
11 -	1:27.208	
10	Christian ANDREWS	Austin Healey Frogeye Mk I
1 -	9:12.236	6 - 1:20.067
2 -	8:10.626	7 - 1:26.420
3 -	1:18.340	8 - 1:27.514
4 -	1:19.731	9 - 1:55.330P
5 -	1:18.152	
12	Drew CAMERON	Austin Healey Speedwell Sprite
1 -	9:33.192	6 - 1:19.553
2 -	8:00.154	7 - 1:19.983
3 -	1:22.887	8 - 1:24.628
4 -	1:21.060	9 - 1:25.196
5 -	1:19.969	10 - 1:25.538
11 -	1:23.401	12 - 1:25.055

Weather / Track: Bright / Damp

Rawles Motorsport Austin Healey Club Championship

QUALIFYING LAP ANALYSIS - RACE 10

(contd.)

14	Charles MARRIOTT	Austin Healey Frogeye Sprite
1 -	9:15.783	6 - 1:20.009 11 - 1:23.257
2 -	8:10.807	7 - 1:25.944 12 - 1:25.081
3 -	1:20.868	8 - 1:25.368
4 -	1:21.578	9 - 1:25.633
5 -	1:20.028	10 - 1:25.844
16	Eric WOOLLEY	Austin Healey 3000 Sebring
1 -	9:36.740	6 - 1:16.263
2 -	7:54.357	7 - 1:16.768
3 -	1:17.476	8 - 1:30.692P
4 -	1:18.579	
5 -	1:15.763	
18	Robert RAWE	Austin Healey 3000
1 -	9:27.865	6 - 1:20.157 11 - 1:21.380
2 -	8:15.627	7 - 1:19.764 12 - 1:23.566
3 -	1:23.539	8 - 1:20.865
4 -	1:20.330	9 - 1:21.607
5 -	1:22.219	10 - 1:24.723
26	Brian BEDFORD	Austin Healey Mk 2 Sprite
1 -	9:36.857	6 - 1:30.025 11 - 1:37.163
2 -	8:06.963	7 - 1:39.623
3 -	1:33.370	8 - 1:33.972
4 -	1:30.137	9 - 1:34.292
5 -	1:31.574	10 - 1:32.002
30	Stephen FRY	Austin Healey Sprite
1 -	9:29.079	
2 -	8:18.191	
3 -	1:33.657	
32	Andrew ACTMAN	Austin Healey Sprite
1 -	X:00.000	6 - 1:24.846
2 -	1:31.111	7 - 1:40.646P
3 -	1:25.807	
4 -	1:23.910	
5 -	1:24.393	
34	Nigel ADAMS	Austin Healey Sprite
1 -	X:00.000	
2 -	1:43.247	

Rawles Motorsport Austin Healey Club Championship

QUALIFYING LAP ANALYSIS - RACE 10

(contd.)

42	Bill RAWLES	Austin Healey 3000 Mk II
1 - 9:17.532	6 - 1:19.064	11 - 1:18.745
2 - 8:09.640	7 - 1:18.572	12 - 1:22.938
3 - 1:37.040	8 - 1:21.375	
4 - 1:19.034	9 - 1:22.363	
5 - 1:19.827	10 - 1:20.655	
52	Hugo HOLLAND-BOSWORT	Austin Healey 3000 Mk I
1 - 9:18.048	6 - 1:19.311	11 - 1:21.418
2 - 8:09.270	7 - 1:19.819	12 - 1:20.868
3 - 1:20.335	8 - 1:21.632	13 - 1:20.273
4 - 1:17.099	9 - 1:19.421	
5 - 1:16.276	10 - 1:21.331	
66	Pete TAYLOR	Austin Healey Sprite Mk I
1 - X:00.000	6 - 1:27.554	
2 - 1:26.208	7 - 1:32.569	
3 - 1:25.767	8 - 1:31.488	
4 - 1:23.571	9 - 1:30.636	
5 - 1:24.706	10 - 1:31.817	
69	Marc CAMPFIELD	Austin Healey Sprite
1 - X:00.000		
2 - 1:29.857		
3 - 1:26.585		
4 - 1:30.825		
5 - 1:24.782		
73	Chris CLARKSON	Austin Healey 3000 Mk I
1 - 9:29.062	6 - 1:16.992	11 - 1:20.404
2 - 8:16.233	7 - 1:18.109	12 - 1:27.253
3 - 1:24.114	8 - 1:19.610	
4 - 1:18.407	9 - 1:20.268	
5 - 1:17.938	10 - 1:19.768	

Rawles Motorsport Austin Healey Club Championship

GRID - RACE 10 - Amended

ROW 10	36	HUGHES	1:43.247	34	ADAMS
ROW 9	30	FRY	1:33.657	4	LISTER
ROW 8	26	BEDFORD	1:30.025	8	HARRIS
ROW 7	32	ACTMAN	1:23.910	66	TAYLOR
ROW 6	9	HARRIS	1:23.106	7	CAMERON
ROW 5	14	MARRIOTT	1:20.009	18	RAWE
ROW 4	12	CAMERON	1:19.553	42	RAWLES
ROW 3	10	ANDREWS	1:18.152	1	SMITHIES
ROW 2	73	CLARKSON	1:16.992	52	HOLLAND-BOSWORT
ROW 1	16	WOOLLEY	1:15.763		
POLE					

Weather / Track: Bright / Damp

Pembrey
Circuit Length = 1.4560 miles.
Start: 09:27 End: 09:51

These results are provisional until the conclusion of any judicial and technical matters.

Clerk of Course:	Stewards:	Timekeeper:
------------------	-----------	-------------

Rawles Motorsport Austin Healey Club Championship

RACE CLASSIFICATION - RACE 10

POS	NO	CL	NAME	NAT	ENTRY	TIME	LAPS	GAP	MPH	BEST
1	1	B	David SMITHIES		Austin Healey 3000	16:41.909	14		73.24	1:09.785
2	10	E	Christian ANDREWS		Austin Healey Frogeye Mk I	16:42.349	14	0.440	73.21	1:09.313
3	52	B	Hugo HOLLAND-BOSWORT		Austin Healey 3000 Mk I	16:56.148	14	14.239	72.21	1:10.529
4	16	B	Eric WOOLLEY		Austin Healey 3000 Sebring	16:56.964	14	15.055	72.15	1:11.442
5	73	B	Chris CLARKSON		Austin Healey 3000 Mk I	16:57.604	14	15.695	72.11	1:11.138
6	14	D	Charles MARRIOTT		Austin Healey Frogeye Sprite	16:58.549	14	16.640	72.04	1:10.528
7	42	B	Bill RAWLES		Austin Healey 3000 Mk II	17:06.239	14	24.330	71.50	1:11.952
8	9	E	Patrick HARRIS		Austin Healey Sprite Mk I	17:06.635	14	24.726	71.47	1:10.931
9	34	E	Nigel ADAMS		Austin Healey Sprite	17:07.197	14	25.288	71.43	1:10.026
10	12	D	Drew CAMERON		Austin Healey Speedwell Sprite	17:12.162	14	30.253	71.09	1:11.517
11	18	B	Robert RAWE		Austin Healey 3000	17:43.555	14	1:01.646	68.99	1:12.987
12	8	D	John HARRIS		Austin Healey Sprite Mk I	16:44.200	13	1 LAP	67.85	1:13.187
13	36	E	John HUGHES		Austin Healey Frogeye Sprite	16:46.800	13	1 LAP	67.68	1:13.254
14	32	C	Andrew ACTMAN		Austin Healey Sprite	17:09.759	13	1 LAP	66.17	1:17.451
15	7	A	Allan CAMERON		Austin Healey 100M	17:12.122	13	1 LAP	66.02	1:17.503
16	4	C	Mark LISTER		Austin Healey Sprite 3	17:16.275	13	1 LAP	65.75	1:17.675
17	66	D	Pete TAYLOR		Austin Healey Sprite Mk I	17:06.134	12	2 LAPS	61.29	1:16.780
18	30	D	Stephen FRY		Austin Healey Sprite	17:11.807	12	2 LAPS	60.96	1:23.156

NOT CLASSIFIED

26	C	Brian BEDFORD		Austin Healey Mk 2 Sprite	4:03.672	2	D.N.F.	43.02	1:42.870
----	---	---------------	--	---------------------------	----------	---	--------	-------	----------

FASTEST LAP

10	E	Christian ANDREWS		Austin Healey Frogeye Mk I	1:09.313	9	75.62mph	121.70kph
1	B	David SMITHIES		Austin Healey 3000	1:09.785	3	75.11mph	120.87kph
14	D	Charles MARRIOTT		Austin Healey Frogeye Sprite	1:10.528	8	74.31mph	119.60kph
32	C	Andrew ACTMAN		Austin Healey Sprite	1:17.451	10	67.67mph	108.91kph
7	A	Allan CAMERON		Austin Healey 100M	1:17.503	10	67.63mph	108.84kph

Weather / Track: Bright / Dry

Pembrey
Circuit Length = 1.4560 miles.
Start: 14:03 End: 14:20

These results are provisional until the conclusion of any judicial and technical matters.

Clerk of Course:	Stewards:	Timekeeper:
------------------	-----------	-------------

Rawles Motorsport Austin Healey Club Championship

LAP CHART - RACE 10

Lap 1			Lap 2			Lap 3			Lap 4			Lap 5		
No	Behind	Laptime	No	Behind	Laptime	No	Behind	Laptime	No	Behind	Laptime	No	Behind	Laptime
1		1:15.290	1		1:09.864	1		1:09.785	1		1:10.374	1		1:10.767
52	0.946	1:16.236	52	1.611	1:10.529	52	3.437	1:11.611	52	4.610	1:11.547	52	6.510	1:12.667
16	1.984	1:17.274	16	3.562	1:11.442	16	5.644	1:11.867	16	6.843	1:11.573	10	7.424	1:11.017
73	3.430	1:18.720	10	3.795	1:09.930	10	5.967	1:11.957	10	7.174	1:11.581	16	8.958	1:12.882
10	3.729	1:19.019	73	5.245	1:11.679	73	7.153	1:11.693	14	8.023	1:11.034	14	9.386	1:12.130
14	4.214	1:19.504	14	5.840	1:11.490	14	7.363	1:11.308	73	8.710	1:11.931	73	9.652	1:11.709
42	5.699	1:20.989	42	8.036	1:12.201	34	11.111	1:12.396	34	10.905	1:10.168	34	10.164	1:10.026
9	6.253	1:21.543	34	8.500	1:11.098	42	11.406	1:13.155	42	13.951	1:12.919	42	15.824	1:12.640
34	7.266	1:22.556	9	8.975	1:12.586	9	12.113	1:12.923	9	14.479	1:12.740	9	16.441	1:12.729
18	7.866	1:23.156	18	12.097	1:14.095	18	17.788	1:15.476	12	21.158	1:13.511	12	22.883	1:12.492
12	8.355	1:23.645	12	12.531	1:14.040	12	18.021	1:15.275	18	21.749	1:14.335	18	24.294	1:13.312
36	11.620	1:26.910	36	15.010	1:13.254	8	19.137	1:13.203	36	23.959	1:14.744	36	28.494	1:15.302
8	12.396	1:27.686	8	15.719	1:13.187	36	19.589	1:14.364	8	24.103	1:15.340	8	44.940	1:31.604
7	13.422	1:28.712	32	21.636	1:17.790	26	1 LAP 2:20.802P	32	39.029	1:18.805	32	46.191	1:17.929	
32	13.710	1:29.000	7	22.677	1:19.119	32	30.598	1:18.747	7	39.897	1:18.358	7	47.293	1:18.163
66	14.822	1:30.112	66	23.347	1:18.389	7	31.913	1:19.021	66	40.586	1:18.528	66	48.024	1:18.205
4	15.504	1:30.794	4	24.331	1:18.691	66	32.432	1:18.870	4	42.056	1:19.174	4	49.521	1:18.232
30	19.577	1:34.867	30	35.683	1:25.970	4	33.256	1:18.710	30	1:04.222	1:23.265			
26	27.580	1:42.870				30	51.331	1:25.433						

Weather / Track: Bright / Dry

Pembrey
 Circuit Length = 1.4560 miles.
 Start: 14:03 End: 14:20

Rawles Motorsport Austin Healey Club Championship

LAP CHART - RACE 10

(contd.)

Lap 6			Lap 7			Lap 8			Lap 9			Lap 10		
No	Behind	Laptime	No	Behind	Laptime	No	Behind	Laptime	No	Behind	Laptime	No	Behind	Laptime
1		1:11.224	1		1:11.732	1		1:11.448	1		1:11.605	1		1:11.992
30	1 LAP	1:24.386	10	7.039	1:10.626	10	6.705	1:11.114	10	4.413	1:09.313	32	1 LAP	1:18.961
10	8.145	1:11.945	52	9.316	1:12.512	52	9.800	1:11.932	52	10.365	1:12.170	10	1.867	1:09.446
52	8.536	1:13.250	16	9.620	1:12.071	16	10.157	1:11.985	16	10.640	1:12.088	7	1 LAP	1:20.244
16	9.281	1:11.547	34	10.990	1:12.528	34	10.428	1:10.886	34	10.985	1:12.162	4	1 LAP	1:19.656
14	9.606	1:11.444	14	11.670	1:13.796	14	10.750	1:10.528	14	11.187	1:12.042	52	11.132	1:12.759
73	10.081	1:11.653	73	12.169	1:13.820	73	11.859	1:11.138	73	11.850	1:11.596	34	11.323	1:12.330
34	10.194	1:11.254	42	18.350	1:12.864	9	19.303	1:11.986	9	18.629	1:10.931	14	11.687	1:12.492
42	17.218	1:12.618	9	18.765	1:12.900	42	19.866	1:12.964	42	20.634	1:12.373	16	12.175	1:13.527
9	17.597	1:12.380	30	1 LAP	1:26.945	12	24.071	1:12.058	12	24.104	1:11.638	73	12.680	1:12.822
12	23.176	1:11.517	12	23.461	1:12.017	18	30.185	1:14.164	18	32.525	1:13.945	9	18.006	1:11.369
18	26.214	1:13.144	18	27.469	1:12.987	30	1 LAP	1:24.851	36	38.894	1:14.034	42	20.594	1:11.952
36	30.838	1:13.568	36	34.280	1:15.174	36	36.465	1:13.633	30	1 LAP	1:23.156	12	24.697	1:12.585
8	47.601	1:13.885	8	52.206	1:16.337	8	56.982	1:16.224	8	1:01.326	1:15.949	18	40.009	1:19.476
32	52.901	1:17.934	32	59.155	1:17.986	32	1:05.571	1:17.864				36	46.929	1:20.027
7	54.078	1:18.009	7	1:00.065	1:17.719	66	1:05.675	1:16.780				30	1 LAP	1:27.078
66	54.354	1:17.554	66	1:00.343	1:17.721	7	1:06.449	1:17.832				8	1:05.090	1:15.756
4	56.508	1:18.211	4	1:02.451	1:17.675	4	1:08.867	1:17.864				66	1 LAP	2:27.985

Weather / Track: Bright / Dry

Pembrey
Circuit Length = 1.4560 miles.
Start: 14:03 End: 14:20

Rawles Motorsport Austin Healey Club Championship

LAP CHART - RACE 10

(contd.)

Lap 11			Lap 12			Lap 13			Lap 14			Lap 15		
No	Behind	Laptime	No	Behind	Laptime	No	Behind	Laptime	No	Behind	Laptime	No	Behind	Laptime
1		1:11.443	1		1:12.076	1		1:12.691	1		1:11.618			
10	0.520	1:10.096	10	0.353	1:11.909	10	0.518	1:12.856	10	0.440	1:11.540			
32	1 LAP	1:17.451	30	2 LAPS	1:25.463	52	13.604	1:13.409	8	1 LAP	1:14.076			
7	1 LAP	1:17.503	66	2 LAPS	1:22.955	16	14.773	1:12.966	36	1 LAP	1:23.577			
4	1 LAP	1:18.141	32	1 LAP	1:17.804	73	15.364	1:12.679	52	14.239	1:12.253			
52	12.753	1:13.064	52	12.886	1:12.209	30	2 LAPS	1:24.311	16	15.055	1:11.900			
16	13.219	1:12.487	16	14.498	1:13.355	14	15.649	1:13.531	73	15.695	1:11.949			
14	13.432	1:13.188	14	14.809	1:13.453	66	2 LAPS	1:19.578	14	16.640	1:12.609			
73	14.020	1:12.783	73	15.376	1:13.432	9	16.717	1:12.391	66	2 LAPS	1:19.457			
9	17.927	1:11.364	7	1 LAP	1:19.527	32	1 LAP	1:20.967	42	24.330	1:14.012			
42	21.242	1:12.091	9	17.017	1:11.166	42	21.936	1:12.998	9	24.726	1:19.627			
12	26.037	1:12.783	4	1 LAP	1:20.156	7	1 LAP	1:19.109	34	25.288	1:10.438			
34	26.820	1:26.940	42	21.629	1:12.463	34	26.468	1:11.133	32	1 LAP	1:18.521			
18	50.602	1:22.036	34	28.026	1:13.282	4	1 LAP	1:19.565	30	2 LAPS	1:26.082			
36	55.365	1:19.879	12	29.121	1:15.160	12	28.613	1:12.183	7	1 LAP	1:18.806			
8	1:09.296	1:15.649	18	54.566	1:16.040	18	57.133	1:15.258	12	30.253	1:13.258			
			36	1:05.623	1:22.334				4	1 LAP	1:19.406			
			8	1:12.524	1:15.304				18	1:01.646	1:16.131			

Weather / Track: Bright / Dry

Pembrey
 Circuit Length = 1.4560 miles.
 Start: 14:03 End: 14:20

Universal Racing Services Classic Formula Ford 2000

QUALIFYING - RACE 11

POS	NO	CL	NAME	NAT	ENTRY	TIME	LAPS	GAP	MPH
1	4	A	Ollie HANCOCK		Van Diemen RF 82	1:02.562	18		83.78
2	11	A	Judd COUPLAND		Van Diemen RF 82	1:02.570	19	0.008	83.77
3	20	A	Dave REES		Van Diemen RF 82	1:03.971	18	1.409	81.93
4	7	A	Jeff PRINCE		Van Diemen RF 83	1:04.147	18	1.585	81.71
5	78	A	Sideshow BOB		Van Diemen RF 82	1:04.340	18	1.778	81.46
6	1	A	Eddie WILKINS		Van Diemen RF 83	1:04.350	18	1.788	81.45
7	34	B	Dale SPRUCE		Reynard SF 79	1:04.406	18	1.844	81.38
8	13	B	Ben ROBINSON		Royale RP27	1:05.183	18	2.621	80.41
9	33	A	Phil WALKER		Van Diemen RF 82	1:05.284	16	2.722	80.28
10	50	B	Clive WOOD		Reynard SF 79	1:05.888	16	3.326	79.55
11	45	A	Trevor ARKELL		Reynard SF 81	1:06.243	16	3.681	79.12
12	88	A	James RUSKIN		Van Diemen RF 82	1:06.323	17	3.761	79.03
13	75	B	Colin WRIGHT		Reynard SF 79	1:06.904	15	4.342	78.34
14	49	A	Stephen WONTNER		Van Diemen RF 83	1:07.315	17	4.753	77.86
15	15	A	Nick BARNETT		Van Diemen RF 83	1:07.490	17	4.928	77.66
16	21	B	Mark TERRY		Reynard SF 78	1:07.633	17	5.071	77.50
17	77	A	Martyn SNOAD		Van Diemen RF 82	1:08.087	17	5.525	76.98
18	54	B	Peter RICHARDS		Delta T79	1:09.349	14	6.787	75.58
19	98	A	Rodney TOFT		Van Diemen RF 82	1:09.550	17	6.988	75.36
20	26	A	Derek WATLING		Van Diemen RF 82	1:09.782	16	7.220	75.11

Weather / Track : Bright / Damp

Pembrey
Circuit Length = 1.4560 miles.
Start: 10:04 End: 10:24

These results are provisional until the conclusion of any judicial and technical matters.

Clerk of Course:	Stewards:	Timekeeper:
------------------	-----------	-------------

Universal Racing Services Classic Formula Ford 2000

QUALIFYING LAP ANALYSIS - RACE 11

1	Eddie WILKINS	Van Diemen RF 83					
1 -	X:00.000	6 -	1:16.463	11 -	1:09.273	16 -	1:04.844
2 -	1:20.282	7 -	1:14.212	12 -	1:10.229	17 -	1:06.114
3 -	1:15.177	8 -	1:11.527	13 -	1:07.955	18 -	1:04.350
4 -	1:15.736	9 -	1:09.715	14 -	1:05.808		
5 -	1:17.026	10 -	1:09.388	15 -	1:05.729		
4	Ollie HANCOCK	Van Diemen RF 82					
1 -	X:00.000	6 -	1:11.438	11 -	1:08.634	16 -	1:03.490
2 -	1:17.963	7 -	1:11.625	12 -	1:06.227	17 -	1:13.008
3 -	1:17.977	8 -	1:15.360	13 -	1:05.524	18 -	1:02.562
4 -	1:13.987	9 -	1:15.205P	14 -	1:04.772		
5 -	1:13.074	10 -	1:46.197	15 -	1:05.851		
7	Jeff PRINCE	Van Diemen RF 83					
1 -	X:00.000	6 -	1:15.288	11 -	1:07.845	16 -	1:04.822
2 -	1:18.767	7 -	1:11.890	12 -	1:06.974	17 -	1:06.506
3 -	1:19.484	8 -	1:11.247	13 -	1:06.710	18 -	1:04.147
4 -	1:14.014	9 -	1:08.706	14 -	1:06.115		
5 -	1:13.679	10 -	1:08.587	15 -	1:06.172		
11	Judd COUPLAND	Van Diemen RF 82					
1 -	X:00.000	6 -	1:08.536	11 -	1:05.440	16 -	1:03.943
2 -	1:13.696	7 -	1:07.031	12 -	1:04.550	17 -	1:02.570
3 -	1:11.897	8 -	1:08.145	13 -	1:03.854	18 -	1:03.413
4 -	1:10.299	9 -	1:06.436	14 -	1:03.483	19 -	1:03.910
5 -	1:08.945	10 -	1:06.421	15 -	1:03.321		
13	Ben ROBINSON	Royale RP27					
1 -	X:00.000	6 -	1:12.021	11 -	1:10.196	16 -	1:07.078
2 -	1:25.953	7 -	1:11.325	12 -	1:06.698	17 -	1:05.183
3 -	1:16.381	8 -	1:10.617	13 -	1:06.232	18 -	1:05.694
4 -	1:13.751	9 -	1:09.439	14 -	1:07.268		
5 -	1:13.861	10 -	1:08.333	15 -	1:07.015		
15	Nick BARNETT	Van Diemen RF 83					
1 -	X:00.000	6 -	1:14.785	11 -	1:13.036	16 -	1:08.190
2 -	1:32.713	7 -	1:19.104	12 -	1:10.844	17 -	1:07.490
3 -	1:20.745	8 -	1:15.889	13 -	1:10.426		
4 -	1:17.784	9 -	1:22.455	14 -	1:09.944		
5 -	1:16.663	10 -	1:15.873	15 -	1:08.167		
20	Dave REES	Van Diemen RF 82					
1 -	X:00.000	6 -	1:13.067	11 -	1:09.154	16 -	1:05.494
2 -	1:23.009	7 -	1:11.289	12 -	1:07.220	17 -	1:05.664
3 -	1:16.467	8 -	1:10.624	13 -	1:06.621	18 -	1:03.971
4 -	1:13.884	9 -	1:09.487	14 -	1:07.229		
5 -	1:13.014	10 -	1:08.260	15 -	1:06.624		

Weather / Track : Bright / Damp

Universal Racing Services Classic Formula Ford 2000

QUALIFYING LAP ANALYSIS - RACE 11

(contd.)

21	Mark TERRY	Reynard SF 78			
1 -	X:00.000	6 - 1:16.263	11 - 1:14.429	16 - 1:08.928	
2 -	1:28.346	7 - 1:14.421	12 - 1:14.416	17 - 1:07.633	
3 -	1:20.569	8 - 1:14.436	13 - 1:10.503		
4 -	1:18.295	9 - 1:16.054	14 - 1:09.145		
5 -	1:18.647	10 - 1:13.656	15 - 1:09.472		
26	Derek WATLING	Van Diemen RF 82			
1 -	X:00.000	6 - 1:18.853	11 - 1:14.904	16 - 1:09.782	
2 -	1:27.360	7 - 1:19.567	12 - 1:14.692		
3 -	1:25.201	8 - 1:16.212	13 - 1:12.810		
4 -	1:20.738	9 - 1:21.191	14 - 1:12.670		
5 -	1:19.888	10 - 1:18.999	15 - 1:10.842		
33	Phil WALKER	Van Diemen RF 82			
1 -	X:00.000	6 - 1:13.671	11 - 1:10.780	16 - 1:08.634	
2 -	1:18.124	7 - 1:21.478P	12 - 1:10.552		
3 -	1:18.011	8 - 3:07.497	13 - 1:07.713		
4 -	1:14.825	9 - 1:10.448	14 - 1:06.596		
5 -	1:14.210	10 - 1:12.226	15 - 1:05.284		
34	Dale SPRUCE	Reynard SF 79			
1 -	X:00.000	6 - 1:13.023	11 - 1:09.286	16 - 1:05.623	
2 -	1:24.089	7 - 1:11.706	12 - 1:08.458	17 - 1:07.727	
3 -	1:16.864	8 - 1:10.492	13 - 1:08.598	18 - 1:04.406	
4 -	1:14.555	9 - 1:10.487	14 - 1:08.407		
5 -	1:12.499	10 - 1:09.500	15 - 1:06.505		
45	Trevor ARKELL	Reynard SF 81			
1 -	X:00.000	6 - 1:09.621	11 - 1:07.424	16 - 2:21.076	
2 -	1:21.767	7 - 1:07.946	12 - 1:06.243		
3 -	1:12.945	8 - 1:14.951P	13 - 1:06.826		
4 -	1:10.499	9 - 1:40.493	14 - 1:15.536		
5 -	1:10.589	10 - 1:07.039	15 - 1:10.916P		
49	Stephen WONTNER	Van Diemen RF 83			
1 -	X:00.000	6 - 1:14.752	11 - 1:11.325	16 - 1:07.315	
2 -	1:30.532	7 - 1:13.983	12 - 1:10.904	17 - 1:07.977	
3 -	1:24.923	8 - 1:14.018	13 - 1:09.882		
4 -	1:17.400	9 - 1:15.024	14 - 1:08.908		
5 -	1:15.959	10 - 1:12.324	15 - 1:07.388		
50	Clive WOOD	Reynard SF 79			
1 -	X:00.000	6 - 1:09.335	11 - 1:07.927	16 - 3:12.785	
2 -	1:15.796	7 - 1:12.083	12 - 1:05.888		
3 -	1:13.487	8 - 1:07.563	13 - 1:08.486		
4 -	1:10.728	9 - 1:07.009	14 - 1:06.518		
5 -	1:08.708	10 - 1:08.928	15 - 1:12.104P		

Weather / Track : Bright / Damp

Pembrey
Circuit Length = 1.4560 miles.
Start: 10:04 End: 10:24

Universal Racing Services Classic Formula Ford 2000

QUALIFYING LAP ANALYSIS - RACE 11

(contd.)

54	Peter RICHARDS	Delta T79					
1 -	X:00.000	6 -	1:16.101	11 -	1:10.848		
2 -	1:23.187	7 -	1:18.049	12 -	1:11.047		
3 -	1:24.861	8 -	1:16.225	13 -	1:09.349		
4 -	2:08.371P	9 -	1:13.897	14 -	1:38.842		
5 -	3:19.438	10 -	1:11.779				
75	Colin WRIGHT	Reynard SF 79					
1 -	X:00.000	6 -	1:20.489P	11 -	1:10.365		
2 -	1:25.281	7 -	3:57.379	12 -	1:07.944		
3 -	1:19.895	8 -	1:10.548	13 -	1:07.165		
4 -	1:16.220	9 -	1:10.020	14 -	1:06.904		
5 -	1:15.831	10 -	1:11.109	15 -	1:07.059		
77	Martyn SNOAD	Van Diemen RF 82					
1 -	X:00.000	6 -	1:18.102	11 -	1:12.028	16 -	1:08.691
2 -	1:26.646	7 -	1:18.158	12 -	1:12.650	17 -	1:08.130
3 -	1:19.513	8 -	1:18.763	13 -	1:13.914		
4 -	1:19.300	9 -	1:16.389	14 -	1:08.087		
5 -	1:17.614	10 -	1:13.441	15 -	1:11.338		
78	Sideshow BOB	Van Diemen RF 82					
1 -	X:00.000	6 -	1:13.103	11 -	1:09.005	16 -	1:04.873
2 -	1:18.186	7 -	1:12.446	12 -	1:07.359	17 -	1:04.340
3 -	1:14.752	8 -	1:12.248	13 -	1:08.086	18 -	1:05.258
4 -	1:13.885	9 -	1:10.572	14 -	1:08.944		
5 -	1:14.295	10 -	1:11.496	15 -	1:06.538		
88	James RUSKIN	Van Diemen RF 82					
1 -	X:00.000	6 -	1:14.086	11 -	1:10.424	16 -	1:06.323
2 -	1:20.418	7 -	1:13.458	12 -	1:08.794	17 -	1:06.833
3 -	1:16.516	8 -	1:11.966	13 -	1:19.058		
4 -	1:16.313	9 -	1:11.736	14 -	1:08.280		
5 -	1:15.532	10 -	1:10.368	15 -	1:06.447		
98	Rodney TOFT	Van Diemen RF 82					
1 -	X:00.000	6 -	1:18.277	11 -	1:16.800	16 -	1:11.503
2 -	1:26.449	7 -	1:17.483	12 -	1:14.701	17 -	1:09.550
3 -	1:21.369	8 -	1:16.012	13 -	1:13.970		
4 -	1:20.158	9 -	1:15.031	14 -	1:11.490		
5 -	1:19.817	10 -	1:15.230	15 -	1:11.430		

Weather / Track : Bright / Damp

Universal Racing Services Classic Formula Ford 2000

GRID - RACE 11

ROW 10			1:09.782	26	WATLING
		1:09.550			
				98	TOFT
			1:09.349		
ROW 9				54	RICHARDS
		1:08.087			
				77	SNOAD
			1:07.633		
ROW 8				21	TERRY
		1:07.490			
				15	BARNETT
			1:07.315		
ROW 7				49	WONTNER
		1:06.904			
				75	WRIGHT
			1:06.323		
ROW 6				88	RUSKIN
		1:06.243			
				45	ARKELL
			1:05.888		
ROW 5				50	WOOD
		1:05.284			
				33	WALKER
			1:05.183		
ROW 4				13	ROBINSON
		1:04.406			
				34	SPRUCE
			1:04.350		
ROW 3				1	WILKINS
		1:04.340			
				78	BOB
			1:04.147		
ROW 2				7	PRINCE
		1:03.971			
				20	REES
			1:02.570		
ROW 1				11	COUPLAND
		1:02.562			
				4	HANCOCK
					POLE

Weather / Track : Bright / Damp

Pembrey
Circuit Length = 1.4560 miles.
Start: 10:04 End: 10:24

These results are provisional until the conclusion of any judicial and technical matters.

Clerk of Course:	Stewards:	Timekeeper:
------------------	-----------	-------------

Universal Racing Services Classic Formula Ford 2000

RACE CLASSIFICATION - RACE 11 - Amended

POS	NO	CL	NAME	NAT	ENTRY	TIME	LAPS	GAP	MPH	BEST
1	11	A	Judd COUPLAND		Van Diemen RF 82	15:13.287	15		86.08	59.965
2	78	A	Sideshow BOB		Van Diemen RF 82	15:13.454	15	0.167	86.07	59.661
3	4	A	Ollie HANCOCK		Van Diemen RF 82	15:23.628	15	10.341	85.12	1:00.277
4	1	A	Eddie WILKINS		Van Diemen RF 83	15:28.844	15	15.557	84.64	1:00.806
5	20	A	Dave REES		Van Diemen RF 82	15:29.199	15	15.912	84.61	1:00.738
6	50	B	Clive WOOD		Reynard SF 79	15:43.349	15	30.062	83.34	1:01.042
7	33	A	Phil WALKER		Van Diemen RF 82	15:45.973	15	32.686	83.11	1:00.320
8	49	A	Stephen WONTNER		Van Diemen RF 83	15:49.553	15	36.266	82.80	1:00.464
9	7	A	Jeff PRINCE		Van Diemen RF 83	15:51.820	15	38.533	82.60	1:01.012
10	13	B	Ben ROBINSON		Royale RP27	15:53.398	15	40.111	82.46	1:02.105
11	75	B	Colin WRIGHT		Reynard SF 79	15:59.644	15	46.357	81.93	1:02.726
12	45	A	Trevor ARKELL		Reynard SF 81	16:00.388	15	47.101	81.86	1:02.515
13	21	B	Mark TERRY		Reynard SF 78	16:04.005	15	50.718	81.56	1:03.105
14	34	B	Dale SPRUCE		Reynard SF 79	16:10.652	15	57.365	81.00	1:02.105
15	26	A	Derek WATLING		Van Diemen RF 82	15:35.776	14	1 LAP	78.41	1:05.027
16	77	A	Martyn SNOAD		Van Diemen RF 82	15:37.003	14	1 LAP	78.31	1:05.392
17	98	A	Rodney TOFT		Van Diemen RF 82	15:18.459	13	2 LAPS	74.19	1:06.801

NOT CLASSIFIED

88	A	James RUSKIN		Van Diemen RF 82	11:42.081	11	D.N.F.	82.12	1:01.919
15	A	Nick BARNETT		Van Diemen RF 83	6:58.549	6	D.N.F.	75.14	1:04.097
54	B	Peter RICHARDS		Delta T79	3:23.458	3	D.N.F.	77.28	1:03.752

FASTEST LAP

78	A	Sideshow BOB		Van Diemen RF 82	59.661	9	87.85mph	141.39kph
50	B	Clive WOOD		Reynard SF 79	1:01.042	5	85.86mph	138.19kph

Weather / Track : Bright / Dry

Pembrey
Circuit Length = 1.4560 miles.
Start: 14:34 End: 14:50

These results are provisional until the conclusion of any judicial and technical matters.

Clerk of Course:	Stewards:	Timekeeper:
------------------	-----------	-------------

Universal Racing Services Classic Formula Ford 2000

LAP CHART - RACE 11

Lap 1			Lap 2			Lap 3			Lap 4			Lap 5		
No	Behind	Laptime	No	Behind	Laptime	No	Behind	Laptime	No	Behind	Laptime	No	Behind	Laptime
11		1:07.111	11		1:01.046	11		1:00.550	11		1:00.621	11		1:00.447
4	0.743	1:07.854	4	1.514	1:01.817	4	2.017	1:01.053	4	2.880	1:01.484	78	3.398	1:00.736
20	1.251	1:08.362	78	2.302	1:01.769	78	2.529	1:00.777	78	3.109	1:01.201	4	4.146	1:01.713
78	1.579	1:08.690	20	2.664	1:02.459	20	3.630	1:01.516	20	4.795	1:01.786	20	5.516	1:01.168
1	2.925	1:10.036	1	3.798	1:01.919	1	5.337	1:02.089	1	6.104	1:01.388	1	7.060	1:01.403
7	3.199	1:10.310	7	4.233	1:02.080	33	8.501	1:02.769	33	12.860	1:04.980	33	12.733	1:00.320
13	3.840	1:10.951	13	6.127	1:03.333	50	10.270	1:04.154	50	13.050	1:03.401	50	13.645	1:01.042
33	4.194	1:11.305	33	6.282	1:03.134	13	10.594	1:05.017	13	14.085	1:04.112	49	14.462	1:00.464
50	4.475	1:11.586	50	6.666	1:03.237	49	10.817	1:03.658	49	14.445	1:04.249	13	15.743	1:02.105
34	5.096	1:12.207	49	7.709	1:03.245	88	11.093	1:02.590	88	14.990	1:04.518	88	16.462	1:01.919
49	5.510	1:12.621	88	9.053	1:03.955	75	11.807	1:02.726	34	14.990	1:03.367	75	18.484	1:03.263
88	6.144	1:13.255	75	9.631	1:04.310	34	12.244	1:02.765	75	15.668	1:04.482	34	18.484	1:03.941
75	6.367	1:13.478	34	10.029	1:05.979	45	13.013	1:03.261	45	16.234	1:03.842	45	18.856	1:03.069
45	6.732	1:13.843	45	10.302	1:04.616	21	14.515	1:03.779	21	17.406	1:03.512	21	20.378	1:03.419
15	7.295	1:14.406	15	10.576	1:04.327	54	14.751	1:03.752	7	19.234	1:03.380	7	20.665	1:01.878
21	7.564	1:14.675	21	11.286	1:04.768	15	16.160	1:06.134	15	20.406	1:04.867	15	24.056	1:04.097
54	8.386	1:15.497	54	11.549	1:04.209	7	16.475	1:12.792	77	24.845	1:06.257	77	30.700	1:06.302
77	9.446	1:16.557	77	14.353	1:05.953	77	19.209	1:05.406	26	25.348	1:06.513	26	31.389	1:06.488
26	9.907	1:17.018	26	14.924	1:06.063	26	19.456	1:05.082	98	44.070	1:08.599	98	51.919	1:08.296
98	19.658	1:26.769	98	27.743	1:09.131	98	36.092	1:08.899						

Weather / Track : Bright / Dry

Pembrey
Circuit Length = 1.4560 miles.
Start: 14:34 End: 14:50

Universal Racing Services Classic Formula Ford 2000

LAP CHART - RACE 11

(contd.)

Lap 6			Lap 7			Lap 8			Lap 9			Lap 10		
No	Behind	Laptime	No	Behind	Laptime	No	Behind	Laptime	No	Behind	Laptime	No	Behind	Laptime
11		1:00.232	11		1:00.659	11		1:00.666	11		1:00.187	11		59.965
78	3.116	59.950	78	2.647	1:00.190	78	2.489	1:00.508	78	1.963	59.661	78	1.865	59.867
4	4.452	1:00.538	4	5.332	1:01.539	4	6.350	1:01.684	4	7.061	1:00.898	4	7.719	1:00.623
20	6.891	1:01.607	1	8.459	1:00.981	1	8.890	1:01.097	1	10.051	1:01.348	1	11.402	1:01.316
1	8.137	1:01.309	20	8.736	1:02.504	20	9.397	1:01.327	20	10.202	1:00.992	20	12.145	1:01.908
33	15.134	1:02.633	33	15.722	1:01.247	98	1 LAP	1:13.763	33	18.636	1:02.041	33	20.373	1:01.702
50	15.742	1:02.329	50	16.524	1:01.441	33	16.782	1:01.726	50	19.422	1:01.995	50	21.015	1:01.558
49	16.109	1:01.879	49	17.317	1:01.867	50	17.614	1:01.756	49	20.722	1:02.528	49	23.125	1:02.368
13	17.759	1:02.248	13	20.243	1:03.143	49	18.381	1:01.730	98	1 LAP	1:09.428	88	27.918	1:03.395
88	18.743	1:02.513	88	20.405	1:02.321	88	22.325	1:02.586	88	24.488	1:02.350	13	28.301	1:03.291
34	20.357	1:02.105	34	22.113	1:02.415	13	22.715	1:03.138	13	24.975	1:02.447	98	1 LAP	1:08.993
75	21.176	1:02.924	75	23.254	1:02.737	34	23.944	1:02.497	75	28.561	1:03.193	75	31.484	1:02.888
45	21.865	1:03.241	7	24.902	1:03.398	75	25.555	1:02.967	7	29.490	1:02.900	7	31.789	1:02.264
7	22.163	1:01.730	45	25.601	1:04.395	7	26.777	1:02.541	45	31.459	1:03.547	45	34.169	1:02.675
21	23.509	1:03.363	21	26.214	1:03.364	45	28.099	1:03.164	21	32.539	1:04.073	21	35.775	1:03.201
77	36.764	1:06.296	26	42.012	1:05.372	21	28.653	1:03.105	34	41.263	1:17.506	34	44.099	1:02.801
26	37.299	1:06.142	77	42.349	1:06.244	26	46.373	1:05.027	26	51.510	1:05.324	26	57.191	1:05.646
15	48.542	1:24.718P				77	48.170	1:06.487	77	53.835	1:05.852	77	59.810	1:05.940
98	59.787	1:08.100												

Weather / Track : Bright / Dry

Pembrey
Circuit Length = 1.4560 miles.
Start: 14:34 End: 14:50

Universal Racing Services Classic Formula Ford 2000

LAP CHART - RACE 11

(contd.)

Lap 11			Lap 12			Lap 13			Lap 14			Lap 15		
No	Behind	Laptime	No	Behind	Laptime	No	Behind	Laptime	No	Behind	Laptime	No	Behind	Laptime
11		1:00.178	11		1:00.416	11		1:00.295	11		1:00.295	11		1:00.619
78	1.580	59.893	78	1.610	1:00.446	78	1.306	59.991	78	0.896	59.885	78	0.167	59.890
4	7.818	1:00.277	26	1 LAP	1:10.181	4	9.864	1:02.096	4	10.562	1:00.993	98	2 LAPS	1:08.882
1	12.409	1:01.185	77	1 LAP	1:07.992	26	1 LAP	1:05.610	1	15.253	1:01.814	4	10.341	1:00.398
20	13.005	1:01.038	4	8.063	1:00.661	77	1 LAP	1:06.103	20	15.793	1:01.559	1	15.557	1:00.923
33	22.010	1:01.815	1	12.799	1:00.806	1	13.734	1:01.230	26	1 LAP	1:06.128	20	15.912	1:00.738
50	22.514	1:01.677	20	13.890	1:01.301	20	14.529	1:00.934	77	1 LAP	1:06.222	26	1 LAP	1:05.182
49	25.829	1:02.882	50	23.879	1:01.781	50	25.251	1:01.667	50	26.980	1:02.024	77	1 LAP	1:05.392
88	30.419	1:02.679	33	24.343	1:02.749	33	27.565	1:03.517	33	30.001	1:02.731	50	30.062	1:03.701
13	30.659	1:02.536	49	28.431	1:03.018	49	31.315	1:03.179	49	33.882	1:02.862	33	32.686	1:03.304
7	34.346	1:02.735	13	33.656	1:03.413	13	35.800	1:02.439	13	37.982	1:02.477	49	36.266	1:03.003
75	35.290	1:03.984	7	35.473	1:01.543	7	36.442	1:01.264	7	38.140	1:01.993	7	38.533	1:01.012
45	37.659	1:03.668	75	37.774	1:02.900	75	40.705	1:03.226	75	43.881	1:03.471	13	40.111	1:02.748
21	39.010	1:03.413	45	39.859	1:02.616	45	42.079	1:02.515	45	44.638	1:02.854	75	46.357	1:03.095
98	1 LAP	1:12.049	21	41.906	1:03.312	21	44.907	1:03.296	21	47.950	1:03.338	45	47.101	1:03.082
34	46.937	1:03.016	98	1 LAP	1:06.801	34	53.198	1:03.836	34	55.205	1:02.302	21	50.718	1:03.387
			34	49.657	1:03.136	98	1 LAP	1:08.749				34	57.365	1:02.779

Weather / Track : Bright / Dry

Pembrey
Circuit Length = 1.4560 miles.
Start: 14:34 End: 14:50

BookaTrack.com Caterham Graduate Championship - Super Graduate Class

QUALIFYING RACE 12

POS	NO	CL	NAME	NAT	ENTRY	TIME	LAPS	GAP	MPH
1	59		Nick HARYETT		Caterham Seven	1:07.780	14		77.33
2	61		Rory YOUNG		Caterham Seven	1:08.035	13	0.255	77.04
3	62		Will FARRELLY		Caterham Seven	1:08.315	13	0.535	76.72
4	67		Malcolm BARNETT		Caterham Seven	1:08.324	13	0.544	76.71
5	60		Mike SOLAN		Caterham Seven	1:08.451	14	0.671	76.57
6	73		Simon POWELL		Caterham Seven	1:08.614	14	0.834	76.39
7	66		Matthew GILLBANKS		Caterham Seven	1:08.858	13	1.078	76.12
8	54		John WATSON		Caterham Seven	1:09.016	14	1.236	75.94
9	71		Thomas LYON		Caterham Seven	1:09.223	13	1.443	75.72
10	74		David JONES		Caterham Seven	1:10.191	13	2.411	74.67
11	65		Benjamin STURGES		Caterham Seven	1:10.631	13	2.851	74.21
12	76		Martin GOSS		Caterham Seven	1:11.247	13	3.467	73.56
13	55		Iain MILLIGAN		Caterham Seven	1:11.322	13	3.542	73.49
14	53		Tom OVERTON		Caterham Seven	1:11.809	13	4.029	72.99
15	51		Alan WILLIAMSON		Caterham Seven	1:12.288	13	4.508	72.51
16	64		John BARRY		Caterham Seven	1:12.293	13	4.513	72.50

Weather / Track : Bright / Drying

Pembrey
Circuit Length = 1.4560 miles.
Start: 10:29 End: 10:44

These results are provisional until the conclusion of any judicial and technical matters.

Clerk of Course:	Stewards:	Timekeeper:
------------------	-----------	-------------

BookaTrack.com Caterham Graduate Championship - Super Graduate Class QUALIFYING LAP ANALYSIS - RACE 12

51	Alan WILLIAMSON	Caterham Seven			
1 -	1:47.010	6 -	1:13.189	11 -	1:12.818
2 -	1:18.561	7 -	1:13.415	12 -	1:12.736
3 -	1:14.312	8 -	1:13.686	13 -	1:12.288
4 -	1:13.691	9 -	1:12.742		
5 -	1:12.300	10 -	1:13.272		
53	Tom OVERTON	Caterham Seven			
1 -	1:50.200	6 -	1:12.431	11 -	1:12.744
2 -	1:19.504	7 -	1:12.248	12 -	1:12.046
3 -	1:14.177	8 -	1:13.605	13 -	1:12.841
4 -	1:12.523	9 -	1:12.489		
5 -	1:11.809	10 -	1:13.527		
54	John WATSON	Caterham Seven			
1 -	1:47.378	6 -	1:10.683	11 -	1:09.193
2 -	1:18.253	7 -	1:10.164	12 -	1:10.636
3 -	1:13.261	8 -	1:10.010	13 -	1:09.408
4 -	1:10.907	9 -	1:09.540	14 -	1:09.016
5 -	1:10.355	10 -	1:09.566		
55	Iain MILLIGAN	Caterham Seven			
1 -	1:51.877	6 -	1:12.924	11 -	1:11.635
2 -	1:25.041	7 -	1:12.139	12 -	1:15.417
3 -	1:17.294	8 -	1:12.428	13 -	1:12.014
4 -	1:13.138	9 -	1:12.623		
5 -	1:13.131	10 -	1:11.322		
59	Nick HARYETT	Caterham Seven			
1 -	1:46.413	6 -	1:10.724	11 -	1:07.780
2 -	1:17.600	7 -	1:10.184	12 -	1:12.349
3 -	1:13.376	8 -	1:08.512	13 -	1:08.184
4 -	1:11.582	9 -	1:10.774	14 -	1:07.854
5 -	1:12.253	10 -	1:11.464		
60	Mike SOLAN	Caterham Seven			
1 -	1:48.475	6 -	1:10.187	11 -	1:08.835
2 -	1:18.043	7 -	1:10.099	12 -	1:12.374
3 -	1:13.481	8 -	1:09.731	13 -	1:09.716
4 -	1:10.510	9 -	1:09.938	14 -	1:08.451
5 -	1:09.744	10 -	1:10.584		
61	Rory YOUNG	Caterham Seven			
1 -	2:13.260	6 -	1:11.760	11 -	1:08.821
2 -	1:28.414	7 -	1:14.341	12 -	1:08.813
3 -	1:12.984	8 -	1:09.419	13 -	1:08.035
4 -	1:11.587	9 -	1:08.964		
5 -	1:09.190	10 -	1:08.436		

BookaTrack.com Caterham Graduate Championship - Super Graduate Class

QUALIFYING LAP ANALYSIS - RACE 12

(contd.)

62	Will FARRELLY	Caterham Seven			
1 -	1:46.030	6 -	1:09.355	11 -	1:08.700
2 -	1:17.511	7 -	1:10.212	12 -	1:26.183
3 -	1:18.658P	8 -	1:09.321	13 -	1:24.895
4 -	1:47.719	9 -	1:08.660		
5 -	1:09.726	10 -	1:08.315		
64	John BARRY	Caterham Seven			
1 -	2:07.192	6 -	1:13.194	11 -	1:16.741
2 -	1:26.688	7 -	1:12.293	12 -	1:13.715
3 -	1:19.649	8 -	1:15.222	13 -	1:17.354
4 -	1:18.157	9 -	1:13.618		
5 -	1:17.009	10 -	1:14.531		
65	Benjamin STURGES	Caterham Seven			
1 -	1:55.531	6 -	1:10.970	11 -	1:10.631
2 -	1:23.197	7 -	1:11.482	12 -	1:10.806
3 -	1:18.588	8 -	1:10.683	13 -	1:17.802
4 -	1:11.956	9 -	1:11.455		
5 -	1:11.348	10 -	1:11.592		
66	Matthew GILLBANKS	Caterham Seven			
1 -	2:01.077	6 -	1:10.277	11 -	1:19.789
2 -	1:25.741	7 -	1:09.600	12 -	1:16.956
3 -	1:12.854	8 -	1:09.477	13 -	1:18.067
4 -	1:10.216	9 -	1:09.518		
5 -	1:21.319	10 -	1:08.858		
67	Malcolm BARNETT	Caterham Seven			
1 -	2:09.357	6 -	1:09.927	11 -	1:18.583
2 -	1:29.571	7 -	1:22.251	12 -	1:08.324
3 -	1:14.661	8 -	1:09.570	13 -	1:09.074
4 -	1:13.733	9 -	1:09.029		
5 -	1:09.691	10 -	1:08.725		
71	Thomas LYON	Caterham Seven			
1 -	2:04.133	6 -	1:10.904	11 -	1:09.223
2 -	1:23.876	7 -	1:11.974	12 -	1:11.652
3 -	1:13.968	8 -	1:09.810	13 -	1:16.053
4 -	1:10.083	9 -	1:09.904		
5 -	1:10.936	10 -	1:11.548		
73	Simon POWELL	Caterham Seven			
1 -	1:56.148	6 -	1:09.235	11 -	1:09.240
2 -	1:22.650	7 -	1:10.153	12 -	1:08.652
3 -	1:13.869	8 -	1:09.453	13 -	1:08.904
4 -	1:10.578	9 -	1:09.184	14 -	1:08.614
5 -	1:09.845	10 -	1:09.209		

Weather / Track : Bright / Drying

Pembrey
 Circuit Length = 1.4560 miles.
 Start: 10:29 End: 10:44

BookaTrack.com Caterham Graduate Championship - Super Graduate Class

QUALIFYING LAP ANALYSIS - RACE 12

(contd.)

74	David JONES	Caterham Seven			
1 -	2:02.129	6 -	1:10.726	11 -	1:12.516
2 -	1:18.675	7 -	1:11.090	12 -	1:10.195
3 -	1:13.501	8 -	1:10.377	13 -	1:10.656
4 -	1:10.963	9 -	1:18.174		
5 -	1:10.191	10 -	1:11.688		
76	Martin GOSS	Caterham Seven			
1 -	2:05.457	6 -	1:13.078	11 -	1:11.247
2 -	1:25.042	7 -	1:13.656	12 -	1:12.258
3 -	1:16.026	8 -	1:11.924	13 -	1:11.738
4 -	1:13.491	9 -	1:11.853		
5 -	1:13.228	10 -	1:11.616		

**BookaTrack.com Caterham Graduate Championship - Super Graduate Class
GRID - RACE 12**

ROW 13	128 CANNARD
ROW 12	138 FLETCHER
ROW 11	121 GRAINGER
ROW 10	120 GUY
ROW 9	137 HARBACH
ROW 8	124 HIRD
ROW 7	64 BARRY
ROW 6	51 WILLIAMSON
ROW 5	53 OVERTON
ROW 4	76 GOSS
ROW 3	55 MILLIGAN
ROW 2	65 STURGES
ROW 1	74 JONES
	54 WATSON
	67 BARNETT
	61 YOUNG
	62 FARRELLY
	60 SOLAN
	71 LYON
	59 HARYETT
	POLE

Weather / Track : Bright / Drying

Pembrey
Circuit Length = 1.4560 miles.
Start: 10:29 End: 10:44

These results are provisional until the conclusion of any judicial and technical matters.

Clerk of Course:	Stewards:	Timekeeper:
------------------	-----------	-------------

BookaTrack.com Caterham Graduate Championship - Super Graduate Class

RACE CLASSIFICATION - RACE 12 - Amended 2

POS	NO	CL	NAME	NAT	ENTRY	TIME	LAPS	GAP	MPH	BEST
1	67		Malcolm BARNETT		Caterham Seven	16:13.566	14		75.37	1:07.769
2	59		Nick HARYETT		Caterham Seven	16:13.998	14	0.432	75.34	1:07.986
3	61		Rory YOUNG		Caterham Seven	16:17.003	14	3.437	75.11	1:08.077
4	62		Will FARRELLY		Caterham Seven	16:19.084	14	5.518	74.95	1:08.159
5	66		Matthew GILLBANKS		Caterham Seven	16:19.243	14	5.677	74.93	1:08.249
6	54		John WATSON		Caterham Seven	16:23.964	14	10.398	74.57	1:08.708
7	60		Mike SOLAN		Caterham Seven	16:24.231	14	10.665	74.55	1:09.089
8	73		Simon POWELL		Caterham Seven	16:24.713	14	11.147	74.52	1:08.862
9	71		Thomas LYON		Caterham Seven	16:25.064	14	11.498	74.49	1:08.481
10	74		David JONES		Caterham Seven	16:32.683	14	19.117	73.92	1:09.600
11	65		Benjamin STURGES		Caterham Seven	16:43.907	14	30.341	73.09	1:10.252
12	51		Alan WILLIAMSON		Caterham Seven	16:44.974	14	31.408	73.01	1:09.576
13	64		John BARRY		Caterham Seven	16:45.276	14	31.710	72.99	1:09.376
14	53		Tom OVERTON		Caterham Seven	16:50.648	14	37.082	72.60	1:09.576
15	76		Martin GOSS		Caterham Seven	16:56.237	14	42.671	72.21	1:10.252
16	55		Iain MILLIGAN		Caterham Seven	17:17.237	14	1:03.671	70.74	1:11.708
17	123		Les CONGDON		Caterham Seven	16:21.904	13	1 LAP	69.39	1:13.806
18	124		John HIRD		Caterham Seven	16:22.835	13	1 LAP	69.33	1:13.965
19	120		David GUY		Caterham Seven	16:24.877	13	1 LAP	69.18	1:13.755
20	137		Paul HARBACH		Caterham Seven	16:28.584	13	1 LAP	68.92	1:13.953
21	117		Sheila MARSHALL		Caterham Seven	16:42.702	13	1 LAP	67.95	1:14.479
22	138		Andrew FLETCHER		Caterham Seven	16:46.104	13	1 LAP	67.72	1:14.967
23	128		Pete CANNARD		Caterham Seven	16:46.346	13	1 LAP	67.71	1:15.419
24	121		Darren GRAINGER		Caterham Seven	17:04.957	13	1 LAP	66.48	1:14.301

FASTEST LAP

67	Malcolm BARNETT	Caterham Seven	1:07.769	14	77.34mph	124.47kph
----	-----------------	----------------	----------	----	----------	-----------

Weather / Track : Bright / Dry

Fastest Lap corrected

These results are provisional until the conclusion of any judicial and technical matters.

Pembrey

Circuit Length = 1.4560 miles.

Start: 15:03 End: 15:20

Clerk of Course:	Stewards:	Timekeeper:
------------------	-----------	-------------

BookaTrack.com Caterham Graduate Championship - Super Graduate Class

LAP CHART - RACE 12

Lap 1			Lap 2			Lap 3			Lap 4			Lap 5		
No	Behind	Laptime	No	Behind	Laptime	No	Behind	Laptime	No	Behind	Laptime	No	Behind	Laptime
61		1:15.050	59		1:08.710	61		1:08.852	61		1:09.455	61		1:09.690
59	0.130	1:15.180	61	0.119	1:08.959	67	0.287	1:08.104	67	0.185	1:09.353	67	0.068	1:09.573
67	0.233	1:15.283	67	1.154	1:09.761	62	2.557	1:09.618	62	2.122	1:09.020	62	0.591	1:08.159
60	0.486	1:15.536	60	1.428	1:09.782	60	3.089	1:10.632	59	2.949	1:08.897	59	1.361	1:08.102
62	1.212	1:16.262	62	1.910	1:09.538	59	3.507	1:12.478	60	3.279	1:09.645	60	2.678	1:09.089
66	3.012	1:18.062	66	4.304	1:10.132	66	4.349	1:09.016	66	3.665	1:08.771	66	3.964	1:09.989
73	3.285	1:18.335	73	5.128	1:10.683	73	5.019	1:08.862	73	4.787	1:09.223	54	5.125	1:09.716
54	4.069	1:19.119	54	5.128	1:09.899	54	5.368	1:09.211	54	5.099	1:09.186	73	5.607	1:10.510
74	4.253	1:19.303	74	6.519	1:11.106	74	7.583	1:10.035	74	8.224	1:10.096	74	8.949	1:10.415
71	4.270	1:19.320	71	6.748	1:11.318	71	7.813	1:10.036	71	8.550	1:10.192	71	9.190	1:10.330
53	7.899	1:22.949	65	11.733	1:12.453	65	14.092	1:11.330	65	15.853	1:11.216	65	16.415	1:10.252
51	8.406	1:23.456	53	11.972	1:12.913	53	14.467	1:11.466	53	16.248	1:11.236	53	17.806	1:11.248
65	8.120	1:23.170	51	12.088	1:12.522	51	14.887	1:11.770	51	16.711	1:11.279	51	18.039	1:11.018
64	8.756	1:23.806	64	12.322	1:12.406	64	15.467	1:12.116	64	17.593	1:11.581	64	18.682	1:10.779
55	9.258	1:24.308	76	12.721	1:11.968	76	16.093	1:12.343	76	18.617	1:11.979	76	19.941	1:11.014
76	9.593	1:24.643	55	13.173	1:12.755	55	16.938	1:12.736	55	20.126	1:12.643	55	22.144	1:11.708
124	10.973	1:26.023	124	16.098	1:13.965	124	21.703	1:14.576	124	26.855	1:14.607	124	31.517	1:14.352
117	12.091	1:27.141	137	17.470	1:13.953	137	23.178	1:14.679	123	28.373	1:14.479	123	32.841	1:14.158
137	12.357	1:27.407	123	18.514	1:14.166	123	23.349	1:13.806	120	29.424	1:14.787	120	35.202	1:15.468
123	13.188	1:28.238	117	19.152	1:15.901	120	24.092	1:13.755	137	29.789	1:16.066	137	35.992	1:15.893
120	14.113	1:29.163	120	19.308	1:14.035	117	27.220	1:17.039	117	33.229	1:15.464	121	40.128	1:16.337
138	14.762	1:29.812	138	21.698	1:15.776	138	28.378	1:15.651	121	33.481	1:14.332	138	40.566	1:16.366
128	15.600	1:30.650	121	22.426	1:15.437	121	28.604	1:15.149	138	33.890	1:14.967	128	42.174	1:15.900
121	15.829	1:30.879	128	23.375	1:16.615	128	29.931	1:15.527	128	35.964	1:15.488	117	44.275	1:20.736

Weather / Track : Bright / Dry

Pembrey
 Circuit Length = 1.4560 miles.
 Start: 15:03 End: 15:20

BookaTrack.com Caterham Graduate Championship - Super Graduate Class

LAP CHART - RACE 12

(contd.)

Lap 6			Lap 7			Lap 8			Lap 9			Lap 10		
No	Behind	Laptime	No	Behind	Laptime	No	Behind	Laptime	No	Behind	Laptime	No	Behind	Laptime
61		1:09.268	61		1:09.250	61		1:09.569	61		1:09.326	61		1:08.856
67	0.089	1:09.289	67	0.214	1:09.375	67	0.096	1:09.451	67	0.086	1:09.316	67	0.082	1:08.769
62	0.438	1:09.115	62	0.473	1:09.285	59	0.661	1:09.555	62	0.956	1:09.407	62	0.510	1:08.410
59	0.845	1:08.752	59	0.675	1:09.080	62	0.875	1:09.971	59	0.974	1:09.639	59	0.840	1:08.722
60	2.902	1:09.492	60	3.753	1:10.101	66	3.744	1:09.373	66	3.036	1:08.618	66	2.429	1:08.249
66	3.942	1:09.246	66	3.940	1:09.248	60	4.301	1:10.117	60	4.687	1:09.712	60	5.326	1:09.495
54	4.959	1:09.102	54	4.417	1:08.708	54	4.421	1:09.573	54	5.058	1:09.963	54	5.560	1:09.358
73	5.345	1:09.006	73	5.007	1:08.912	73	4.730	1:09.292	73	5.189	1:09.785	73	5.895	1:09.562
71	9.795	1:09.873	71	9.669	1:09.124	71	8.672	1:08.572	71	7.920	1:08.574	71	7.545	1:08.481
74	10.272	1:10.591	74	10.740	1:09.718	74	10.856	1:09.685	74	11.720	1:10.190	74	13.289	1:10.425
65	17.566	1:10.419	65	18.776	1:10.460	65	19.769	1:10.562	65	20.967	1:10.524	65	22.427	1:10.316
51	19.649	1:10.878	53	21.403	1:11.004	51	23.163	1:10.873	51	24.689	1:10.852	51	26.564	1:10.731
53	19.649	1:11.111	51	21.859	1:11.460	53	23.716	1:11.882	64	25.013	1:10.462	53	26.564	1:10.407
64	20.316	1:10.902	64	21.970	1:10.904	64	23.877	1:11.476	53	25.013	1:10.623	64	26.762	1:10.605
76	21.146	1:10.473	76	22.670	1:10.774	76	24.387	1:11.286	76	25.816	1:10.755	76	27.703	1:10.743
55	31.303	1:18.427	55	34.954	1:12.901	55	38.324	1:12.939	55	41.567	1:12.569	55	45.250	1:12.539
124	37.189	1:14.940	123	42.616	1:14.355	123	47.705	1:14.658	123	53.118	1:14.739	123	59.337	1:15.075
123	37.511	1:13.938	124	42.930	1:14.991	124	47.933	1:14.572	124	53.373	1:14.766	124	59.601	1:15.084
120	40.058	1:14.124	120	45.064	1:14.256	120	50.375	1:14.880	120	55.880	1:14.831	120	1:01.887	1:14.863
137	41.578	1:14.854	137	47.507	1:15.179	137	52.727	1:14.789	137	57.871	1:14.470	137	1:03.379	1:14.364
121	45.161	1:14.301	121	50.487	1:14.576	121	56.199	1:15.281	121	1:01.778	1:14.905	121	1:07.737	1:14.815
138	46.317	1:15.019	138	53.426	1:16.359	138	59.739	1:15.882	138	1:06.218	1:15.805			
128	48.616	1:15.710	128	54.785	1:15.419	117	1:01.767	1:15.739	117	1:07.829	1:15.388			
117	50.368	1:15.361	117	55.597	1:14.479	128	1:02.133	1:16.917	128	1:08.631	1:15.824			

Weather / Track : Bright / Dry

Pembrey
 Circuit Length = 1.4560 miles.
 Start: 15:03 End: 15:20

BookaTrack.com Caterham Graduate Championship - Super Graduate Class

LAP CHART - RACE 12

(contd.)

Lap 11			Lap 12			Lap 13			Lap 14			Lap 15		
No	Behind	Laptime	No	Behind	Laptime	No	Behind	Laptime	No	Behind	Laptime	No	Behind	Laptime
61		1:09.244	67		1:08.305	67		1:09.553	67		1:07.769			
62	0.350	1:09.084	59	1.242	1:09.125	59	0.215	1:08.526	59	0.432	1:07.986			
67	0.420	1:09.665	62	1.857	1:10.232	61	1.537	1:08.077	61	3.437	1:09.669			
59	0.842	1:09.246	61	3.013	1:11.738	123	1 LAP	1:14.866	62	5.518	1:10.281			
66	3.003	1:09.818	66	3.266	1:08.988	62	3.006	1:10.702	66	5.677	1:10.427			
60	6.610	1:10.528	121	1 LAP	1:17.517	124	1 LAP	1:15.893	123	1 LAP	1:14.441			
138	1 LAP	1:18.812	60	7.732	1:09.847	66	3.019	1:09.306	124	1 LAP	1:14.141			
54	7.319	1:11.003	54	7.943	1:09.349	120	1 LAP	1:16.242	54	10.398	1:09.597			
117	1 LAP	1:17.703	71	9.358	1:10.326	137	1 LAP	1:16.961	60	10.665	1:10.008			
73	7.741	1:11.090	73	9.514	1:10.498	60	8.426	1:10.247	73	11.147	1:09.997			
71	7.757	1:09.456	117	1 LAP	1:16.562	54	8.570	1:10.180	120	1 LAP	1:14.414			
128	1 LAP	1:19.335	74	15.279	1:10.359	73	8.919	1:08.958	71	11.498	1:09.233			
74	13.645	1:09.600	138	1 LAP	1:17.064	71	10.034	1:10.229	137	1 LAP	1:15.926			
65	23.859	1:10.676	128	1 LAP	1:15.779	74	16.844	1:11.118	74	19.117	1:10.042			
51	27.258	1:09.938	65	22.609	1:07.475	117	1 LAP	1:15.355	117	1 LAP	1:15.834			
53	27.258	1:09.938	51	28.109	1:09.576	138	1 LAP	1:17.596	65	30.341	1:11.011			
64	27.610	1:10.092	53	28.109	1:09.576	128	1 LAP	1:16.106	51	31.408	1:09.997			
76	28.711	1:10.252	64	28.261	1:09.376	65	27.099	1:14.043	64	31.710	1:09.794			
55	47.740	1:11.734	76	31.295	1:11.309	51	29.180	1:10.624	138	1 LAP	1:16.995			
123	1:05.078	1:14.985	55	51.517	1:12.502	53	29.180	1:10.624	128	1 LAP	1:17.076			
124	1:05.282	1:14.925				64	29.685	1:10.977	53	37.082	1:15.671			
120	1:06.702	1:14.059				121	1 LAP	1:35.699	76	42.671	1:12.137			
137	1:08.178	1:14.043				76	38.303	1:16.561	121	1 LAP	1:25.729			
						55	55.858	1:13.894	55	1:03.671	1:15.582			

Weather / Track : Bright / Dry

Pembrey
Circuit Length = 1.4560 miles.
Start: 15:03 End: 15:20

Manugistics TVR Car Club Challenge Cup

QUALIFYING - RACE 13

POS	NO	CL	NAME	NAT	ENTRY	TIME	LAPS	GAP	MPH
1	55	B	Kevan GORE		TVR Tasmin	1:09.861	13		75.02
2	60	B	Steve HALL		TVR Tasmin	1:10.329	12	0.468	74.53
3	54	B	Patrick SMITH		TVR Tasmin	1:10.918	13	1.057	73.91
4	8	A	Graham WALDEN		TVR 280i	1:10.942	13	1.081	73.88
5	4	A	John SUMNER		TVR Tasmin	1:11.135	12	1.274	73.68
6	42	A	Steve LEWIS		TVR Tasmin	1:11.214	13	1.353	73.60
7	64	B	David REYNOLDS		TVR Tasmin	1:12.843	13	2.982	71.95
8	27	A	Cliff JOBSON		TVR Tasmin	1:13.041	12	3.180	71.76
9	36	B	Geoff PARKINSON		TVR 3000M	1:14.478	12	4.617	70.37

Weather / Track : Bright / Drying

Pembrey
Circuit Length = 1.4560 miles.
Start: 10:48 End: 11:03

These results are provisional until the conclusion of any judicial and technical matters.

Clerk of Course:	Stewards:	Timekeeper:
------------------	-----------	-------------

Manugistics TVR Car Club Challenge Cup LAP ANALYSIS - RACE 13

4	John SUMNER	TVR Tasmin
1 - 2:35.560	6 - 1:12.382	11 - 1:11.135
2 - 1:30.114	7 - 1:28.353	12 - 1:12.785
3 - 1:26.821	8 - 1:20.158	
4 - 1:18.499	9 - 1:12.765	
5 - 1:13.270	10 - 1:11.923	
8	Graham WALDEN	TVR 280i
1 - 2:17.459	6 - 1:11.577	11 - 1:11.533
2 - 1:22.984	7 - 1:11.906	12 - 1:11.411
3 - 1:15.776	8 - 1:10.942	13 - 1:11.899
4 - 1:13.012	9 - 1:11.140	
5 - 1:12.051	10 - 1:22.609	
27	Cliff JOBSON	TVR Tasmin
1 - 2:26.757	6 - 1:15.152	11 - 1:13.804
2 - 1:32.778	7 - 1:14.638	12 - 1:13.362
3 - 1:22.265	8 - 1:14.406	
4 - 1:17.217	9 - 1:19.966	
5 - 1:15.729	10 - 1:13.041	
36	Geoff PARKINSON	TVR 3000M
1 - 2:32.732	6 - 1:15.291	11 - 1:16.090
2 - 1:28.114	7 - 1:14.686	12 - 1:31.528
3 - 1:20.109	8 - 1:14.478	
4 - 1:16.619	9 - 1:15.391	
5 - 1:15.935	10 - 1:16.198	
42	Steve LEWIS	TVR Tasmin
1 - 2:29.056	6 - 1:12.392	11 - 1:18.084
2 - 1:29.259	7 - 1:11.582	12 - 1:11.214
3 - 1:16.970	8 - 1:14.918	13 - 1:16.414
4 - 1:15.331	9 - 1:11.626	
5 - 1:12.200	10 - 1:11.793	
54	Patrick SMITH	TVR Tasmin
1 - 2:23.075	6 - 1:12.517	11 - 1:11.884
2 - 1:25.316	7 - 1:12.136	12 - 1:11.751
3 - 1:15.848	8 - 1:12.073	13 - 1:10.918
4 - 1:13.076	9 - 1:12.896	
5 - 1:12.831	10 - 1:12.037	
55	Kevan GORE	TVR Tasmin
1 - 2:43.151	6 - 1:10.937	11 - 1:10.552
2 - 1:32.246	7 - 1:11.084	12 - 1:09.861
3 - 1:25.592	8 - 1:10.229	13 - 1:28.578
4 - 1:22.596	9 - 1:10.162	
5 - 1:10.967	10 - 1:11.901	

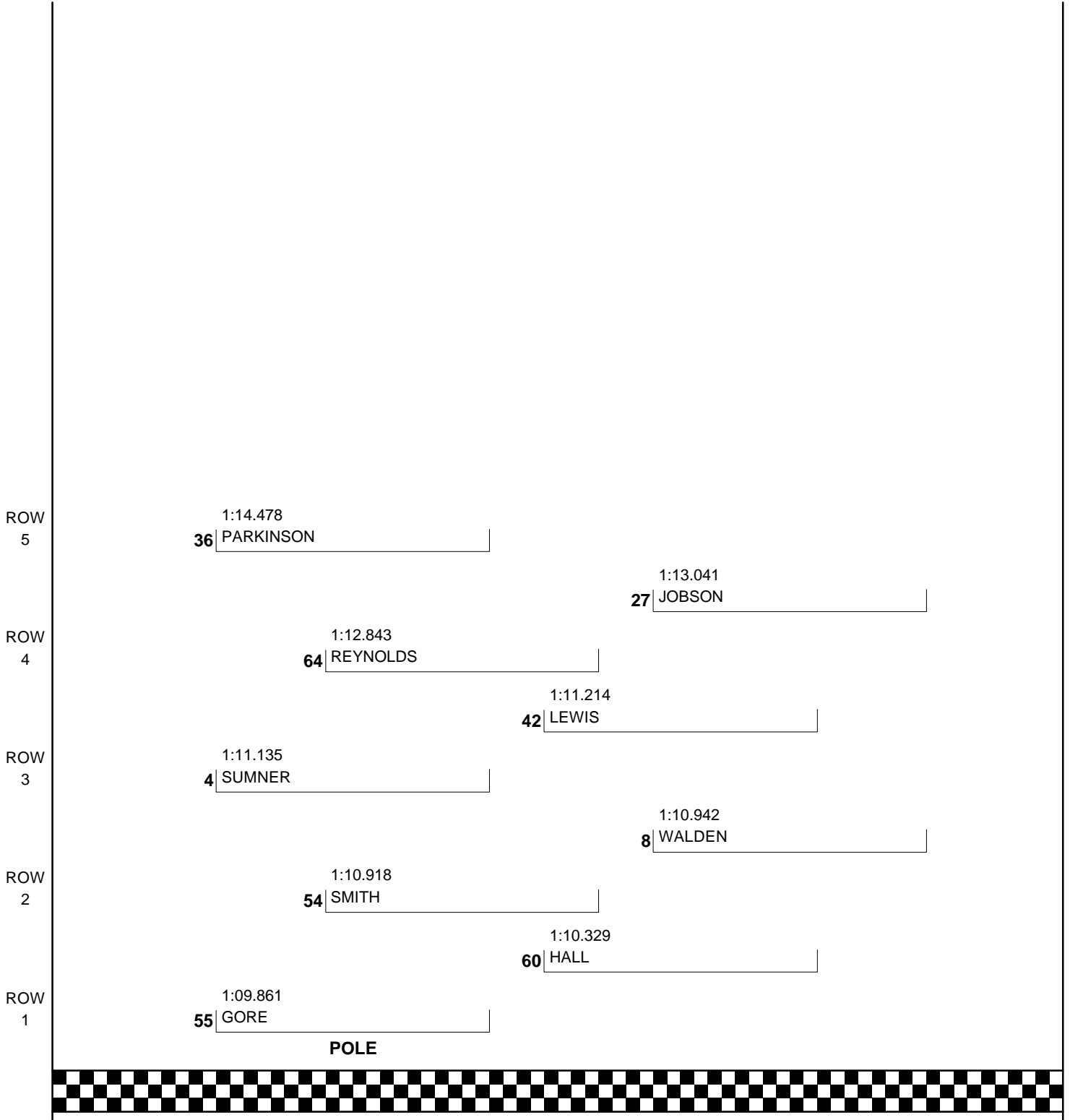
Weather / Track : Bright / Drying

Manugistics TVR Car Club Challenge Cup LAP ANALYSIS - RACE 13

(contd.)

60	Steve HALL	TVR Tasmin
1 - 2:38.693	6 - 1:12.043	11 - 1:10.329
2 - 1:33.139	7 - 1:14.843	12 - 1:30.598
3 - 1:21.188	8 - 1:23.256	
4 - 1:13.155	9 - 1:12.174	
5 - 1:12.707	10 - 1:18.790	
64	David REYNOLDS	TVR Tasmin
1 - 2:24.644	6 - 1:13.527	11 - 1:13.115
2 - 1:33.621	7 - 1:13.614	12 - 1:12.843
3 - 1:20.912	8 - 1:14.362	13 - 1:23.745
4 - 1:18.036	9 - 1:13.561	
5 - 1:16.443	10 - 1:12.909	

**Manugistics TVR Car Club Challenge Cup
GRID - RACE 13**



Weather / Track : Bright / Drying

Pembrey
Circuit Length = 1.4560 miles.
Start: 10:48 End: 11:03

These results are provisional until the conclusion of any judicial and technical matters.

Clerk of Course:	Stewards:	Timekeeper:
------------------	-----------	-------------

Manugistics TVR Car Club Challenge Cup

CLASSIFICATION - RACE 13 - Amended

POS	NO	CL	NAME	NAT	ENTRY	TIME	LAPS	GAP	MPH	BEST
1	54	B	Patrick SMITH		TVR Tasmin	16:38.334	14		73.50	1:09.350
2	55	B	Kevan GORE		TVR Tasmin	16:39.568	14	1.234	73.41	1:09.928
3	42	A	Steve LEWIS		TVR Tasmin	16:47.534	14	9.200	72.83	1:10.280
4	8	A	Graham WALDEN		TVR 280i	16:57.795	14	19.461	72.09	1:11.263
5	64	B	David REYNOLDS		TVR Tasmin	17:07.884	14	29.550	71.39	1:10.692
6	27	A	Cliff JOBSON		TVR Tasmin	17:24.522	14	46.188	70.25	1:12.814
7	36	Q	Geoff PARKINSON		TVR 3000M	17:49.177	14	1:10.843	68.63	1:14.409
8	4	A	John SUMNER		TVR Tasmin	17:05.972	13	1 LAP	66.41	1:13.539
NOT CLASSIFIED										
60	B	Steve HALL		TVR Tasmin		10:04.267	8	D.N.F.	69.39	1:10.854
FASTEST LAP										
54	B	Patrick SMITH		TVR Tasmin		1:09.350	10	75.58mph		121.63kph
42	A	Steve LEWIS		TVR Tasmin		1:10.280	3	74.58mph		120.02kph
36	Q	Geoff PARKINSON		TVR 3000M		1:14.409	12	70.44mph		113.36kph

Weather / Track : Bright / Dry

Pembrey
Circuit Length = 1.4560 miles.
Start: 15:30 End: 15:46

These results are provisional until the conclusion of any judicial and technical matters.

Clerk of Course:	Stewards:	Timekeeper:
------------------	-----------	-------------

Manugistics TVR Car Club Challenge Cup

LAP CHART - RACE 13

Lap 1			Lap 2			Lap 3			Lap 4			Lap 5		
No	Behind	Laptime	No	Behind	Laptime	No	Behind	Laptime	No	Behind	Laptime	No	Behind	Laptime
55		1:19.638	55		1:10.753	55		1:11.123	55		1:10.656	55		1:10.107
8	2.333	1:21.971	42	3.152	1:11.313	42	2.309	1:10.280	42	2.136	1:10.483	42	2.580	1:10.551
42	2.592	1:22.230	54	5.521	1:12.803	54	4.128	1:09.730	54	4.170	1:10.698	54	4.353	1:10.290
54	3.471	1:23.109	8	6.612	1:15.032	8	7.057	1:11.568	8	8.098	1:11.697	8	9.254	1:11.263
4	3.997	1:23.635	4	7.129	1:13.885	60	9.495	1:13.327	60	11.010	1:12.171	60	12.568	1:11.665
60	4.257	1:23.895	60	7.291	1:13.787	4	9.545	1:13.539	4	14.786	1:15.897	64	19.657	1:13.359
27	5.585	1:25.223	27	9.997	1:15.165	27	13.363	1:14.489	27	15.716	1:13.009	27	19.707	1:14.098
36	7.440	1:27.078	36	11.768	1:15.081	64	14.295	1:13.365	64	16.405	1:12.766	4	24.096	1:19.417
64	7.614	1:27.252	64	12.053	1:15.192	36	16.763	1:16.118	36	22.257	1:16.150	36	27.128	1:14.978

Weather / Track : Bright / Dry

Pembrey
 Circuit Length = 1.4560 miles.
 Start: 15:30 End: 15:46

Manugistics TVR Car Club Challenge Cup LAP CHART - RACE 13

(contd.)

Lap 6			Lap 7			Lap 8			Lap 9			Lap 10		
No	Behind	Laptime	No	Behind	Laptime	No	Behind	Laptime	No	Behind	Laptime	No	Behind	Laptime
55		1:10.223	55		1:10.714	55		1:11.134	55		1:10.993	55		1:10.121
42	3.055	1:10.698	42	3.484	1:11.143	54	3.283	1:10.659	54	2.228	1:09.938	54	1.457	1:09.350
54	3.976	1:09.846	54	3.758	1:10.496	42	4.831	1:12.481	42	4.429	1:10.591	42	5.109	1:10.801
8	10.549	1:11.518	8	11.613	1:11.778	8	11.911	1:11.432	8	12.527	1:11.609	8	13.956	1:11.550
60	13.708	1:11.363	60	13.848	1:10.854	64	23.217	1:12.535	64	25.043	1:12.819	64	26.301	1:11.379
64	20.581	1:11.147	64	21.816	1:11.949	27	27.422	1:13.399	27	29.350	1:12.921	27	32.800	1:13.571
27	23.057	1:13.573	27	25.157	1:12.814	60	29.919	1:27.205P	36	46.592	1:16.034	36	51.460	1:14.989
36	31.497	1:14.592	36	36.598	1:15.815	36	41.551	1:16.087	4	56.395	1:18.780	4	1:05.552	1:19.278
4	33.810	1:19.937	4	40.723	1:17.627	4	48.608	1:19.019						

Weather / Track : Bright / Dry

Pembrey
Circuit Length = 1.4560 miles.
Start: 15:30 End: 15:46

Manugistics TVR Car Club Challenge Cup

LAP CHART - RACE 13

(contd.)

Lap 11			Lap 12			Lap 13			Lap 14			Lap 15		
No	Behind	Laptime	No	Behind	Laptime	No	Behind	Laptime	No	Behind	Laptime	No	Behind	Laptime
55		1:09.928	55		1:10.670	54		1:10.873	54		1:10.038			
54	1.522	1:09.993	54	1.363	1:10.511	55	0.301	1:12.537	55	1.234	1:10.971			
42	6.438	1:11.257	42	7.420	1:11.652	42	7.153	1:11.969	42	9.200	1:12.085			
8	15.880	1:11.852	4	1 LAP	1:24.298	8	17.735	1:12.149	8	19.461	1:11.764			
64	28.323	1:11.950	8	17.822	1:12.612	4	1 LAP	1:20.992	4	1 LAP	1:19.668			
27	37.130	1:14.258	64	29.606	1:11.953	64	28.896	1:11.526	64	29.550	1:10.692			
36	57.050	1:15.518	27	39.876	1:13.416	27	41.708	1:14.068	27	46.188	1:14.518			
			36	1:00.789	1:14.409	36	1:03.797	1:15.244	36	1:10.843	1:17.084			

Weather / Track : Bright / Dry

Pembrey
 Circuit Length = 1.4560 miles.
 Start: 15:30 End: 15:46

BookaTrack.com Caterham Graduate Championship - Mega Graduate Class QUALIFYING - RACE 14

POS	NO	CL	NAME	NAT	ENTRY	TIME	LAPS	GAP	MPH
1	1		Jamie ELLWOOD		Caterham Seven	1:06.209	14		79.16
2	2		Guy HALLEY		Caterham Seven	1:06.620	14	0.411	78.67
3	28		Charlie HUNT		Caterham Seven	1:06.699	12	0.490	78.58
4	3		George LONGMUIR		Caterham Seven	1:06.858	14	0.649	78.39
5	8		Nick FROST		Caterham Seven	1:07.011	14	0.802	78.22
6	18		Christian MARRYAT		Caterham Seven	1:07.104	14	0.895	78.11
7	24		Michael THORNHILL		Caterham Seven	1:07.200	14	0.991	78.00
8	12		Paul HUDSON		Caterham Seven	1:07.330	14	1.121	77.84
9	5		Tim JUMP		Caterham Seven	1:07.365	14	1.156	77.80
10	10		Mike FESEMEYER		Caterham Seven	1:07.389	14	1.180	77.78
11	22		Keith PENNINGTON		Caterham Seven	1:07.455	14	1.246	77.70
12	4		Franek LOW		Caterham Seven	1:07.577	13	1.368	77.56
13	7		Bob WILSON		Caterham Seven	1:07.718	14	1.509	77.40
14	9		Valerie DIEDERICHS		Caterham Seven	1:08.340	14	2.131	76.69
15	11		Christopher BATTEN		Caterham Seven	1:08.731	3	2.522	76.26

Weather / Track : Bright / Drying

Pembrey
Circuit Length = 1.4560 miles.
Start: 11:10 End: 11:25

These results are provisional until the conclusion of any judicial and technical matters.

Clerk of Course:	Stewards:	Timekeeper:
------------------	-----------	-------------

BookaTrack.com Caterham Graduate Championship - Mega Graduate Class QUALIFYING LAP ANALYSIS - RACE 14

1	Jamie ELLWOOD	Caterham Seven			
1 -	5:03.348	6 -	1:08.477	11 -	1:08.264
2 -	1:09.075	7 -	1:06.759	12 -	1:08.383
3 -	1:06.928	8 -	1:06.757	13 -	1:07.153
4 -	1:07.133	9 -	1:09.487	14 -	1:06.914
5 -	1:07.457	10 -	1:06.209		
2	Guy HALLEY	Caterham Seven			
1 -	5:02.078	6 -	1:06.908	11 -	1:08.415
2 -	1:08.795	7 -	1:09.609	12 -	1:07.131
3 -	1:07.414	8 -	1:07.938	13 -	1:11.357
4 -	1:07.200	9 -	1:08.171	14 -	1:07.689
5 -	1:06.620	10 -	1:06.696		
3	George LONGMUIR	Caterham Seven			
1 -	5:01.806	6 -	1:07.048	11 -	1:06.873
2 -	1:09.960	7 -	1:08.453	12 -	1:07.140
3 -	1:07.565	8 -	1:06.941	13 -	1:07.645
4 -	1:08.954	9 -	1:07.569	14 -	1:06.858
5 -	1:07.095	10 -	1:08.780		
4	Franek LOW	Caterham Seven			
1 -	6:28.235	6 -	1:09.055	11 -	1:08.473
2 -	1:09.500	7 -	1:09.642	12 -	1:14.543
3 -	1:09.309	8 -	1:07.577	13 -	1:07.691
4 -	1:07.578	9 -	1:10.204		
5 -	1:07.927	10 -	1:07.958		
5	Tim JUMP	Caterham Seven			
1 -	5:05.883	6 -	1:08.587	11 -	1:07.621
2 -	1:11.526	7 -	1:08.195	12 -	1:08.001
3 -	1:08.760	8 -	1:08.730	13 -	1:07.365
4 -	1:08.903	9 -	1:07.981	14 -	1:08.076
5 -	1:08.630	10 -	1:09.516		
7	Bob WILSON	Caterham Seven			
1 -	5:12.108	6 -	1:09.891	11 -	1:07.718
2 -	1:14.041	7 -	1:10.594	12 -	1:08.166
3 -	1:10.032	8 -	1:07.866	13 -	1:10.565
4 -	1:09.307	9 -	1:08.254	14 -	1:10.034
5 -	1:07.835	10 -	1:09.782		
8	Nick FROST	Caterham Seven			
1 -	5:13.281	6 -	1:07.011	11 -	1:08.335
2 -	1:18.786	7 -	1:08.926	12 -	1:11.445
3 -	1:09.304	8 -	1:07.719	13 -	1:07.328
4 -	1:08.217	9 -	1:07.895	14 -	1:07.434
5 -	1:07.502	10 -	1:15.771		

Weather / Track : Bright / Drying

BookaTrack.com Caterham Graduate Championship - Mega Graduate Class QUALIFYING LAP ANALYSIS - RACE 14

(contd.)

9	Valerie DIEDERICHS	Caterham Seven
1 - 5:09.286	6 - 1:09.763	11 - 1:08.850
2 - 1:15.323	7 - 1:26.760	12 - 1:08.340
3 - 1:10.426	8 - 1:09.341	13 - 1:10.453
4 - 1:08.903	9 - 1:08.904	14 - 1:08.955
5 - 1:08.726	10 - 1:08.813	
10	Mike FESEMEYER	Caterham Seven
1 - 5:11.197	6 - 1:07.994	11 - 1:08.211
2 - 1:14.174	7 - 1:12.138	12 - 1:08.375
3 - 1:10.004	8 - 1:07.389	13 - 1:25.682
4 - 1:12.852	9 - 1:08.354	14 - 1:12.400
5 - 1:07.583	10 - 1:08.305	
11	Christopher BATTEN	Caterham Seven
1 - 5:05.280		
2 - 1:11.548		
3 - 1:08.731		
12	Paul HUDSON	Caterham Seven
1 - 5:23.800	6 - 1:07.767	11 - 1:07.330
2 - 1:12.390	7 - 1:08.380	12 - 1:07.787
3 - 1:08.297	8 - 1:07.850	13 - 1:07.929
4 - 1:07.481	9 - 1:08.146	14 - 1:07.687
5 - 1:13.854	10 - 1:07.949	
18	Christian MARRYAT	Caterham Seven
1 - 5:11.120	6 - 1:15.355	11 - 1:08.009
2 - 1:13.602	7 - 1:08.101	12 - 1:09.560
3 - 1:09.337	8 - 1:07.104	13 - 1:10.461
4 - 1:08.511	9 - 1:07.534	14 - 1:08.801
5 - 1:08.737	10 - 1:09.299	
22	Keith PENNINGTON	Caterham Seven
1 - 5:13.872	6 - 1:09.281	11 - 1:08.582
2 - 1:16.294	7 - 1:09.509	12 - 1:08.131
3 - 1:10.860	8 - 1:09.077	13 - 1:08.112
4 - 1:09.824	9 - 1:10.789	14 - 1:07.455
5 - 1:08.957	10 - 1:08.867	
24	Michael THORNHILL	Caterham Seven
1 - 5:08.763	6 - 1:07.663	11 - 1:07.589
2 - 1:12.483	7 - 1:07.200	12 - 1:07.967
3 - 1:09.091	8 - 1:08.184	13 - 1:08.047
4 - 1:08.062	9 - 1:07.717	14 - 1:07.927
5 - 1:07.629	10 - 1:07.807	

Weather / Track : Bright / Drying


Pembrey
Circuit Length = 1.4560 miles.
Start: 11:10 End: 11:25

BookaTrack.com Caterham Graduate Championship - Mega Graduate Class QUALIFYING LAP ANALYSIS - RACE 14

(contd.)

28	Charlie HUNT	Caterham Seven		
1 - 5:03.711	6 - 1:07.025	11 - 1:10.432		
2 - 1:09.733	7 - 1:07.122	12 - 1:22.203P		
3 - 1:06.699	8 - 1:07.393			
4 - 1:07.135	9 - 1:09.086			
5 - 1:06.713	10 - 1:06.933			

**BookaTrack.com Caterham Graduate Championship - Mega Graduate Class
GRID - RACE 14**



Weather / Track : Bright / Drying

Pembrey
Circuit Length = 1.4560 miles.
Start: 11:10 End: 11:25

These results are provisional until the conclusion of any judicial and technical matters.

Clerk of Course:	Stewards:	Timekeeper:
------------------	-----------	-------------

BookaTrack.com Caterham Graduate Championship - Mega Graduate Class

RACE CLASSIFICATION - RACE 14

POS	NO	CL	NAME	NAT	ENTRY	TIME	LAPS	GAP	MPH	BEST	
1	2		Guy HALLEY		Caterham Seven	15:53.457	14		76.96	1:06.878	
2	1		Jamie ELLWOOD		Caterham Seven	15:53.561	14	0.104	76.95	1:06.570	
3	28		Charlie HUNT		Caterham Seven	15:53.736	14	0.279	76.94	1:06.411	
4	18		Christian MARRYAT		Caterham Seven	15:57.599	14	4.142	76.63	1:06.957	
5	8		Nick FROST		Caterham Seven	15:58.336	14	4.879	76.57	1:07.121	
6	11		Christopher BATTEN		Caterham Seven	15:58.462	14	5.005	76.56	1:06.471	
7	24		Michael THORNHILL		Caterham Seven	15:58.633	14	5.176	76.54	1:07.219	
8	5		Tim JUMP		Caterham Seven	16:06.425	14	12.968	75.93	1:07.409	
9	12		Paul HUDSON		Caterham Seven	16:11.090	14	17.633	75.56	1:07.681	
10	7		Bob WILSON		Caterham Seven	16:15.024	14	21.567	75.26	1:08.502	
11	22		Keith PENNINGTON		Caterham Seven	16:15.482	14	22.025	75.22	1:07.928	
12	9		Valerie DIEDERICHS		Caterham Seven	16:17.494	14	24.037	75.07	1:08.105	
13	4		Franek LOW		Caterham Seven	16:17.717	14	24.260	75.05	1:07.342	
14	3		George LONGMUIR		Caterham Seven	16:19.721	14	26.264	74.90	1:07.498	
15	10		Mike FESEMEYER		Caterham Seven	16:26.863	14	33.406	74.35	1:07.876	
						FASTEST LAP					
	28		Charlie HUNT		Caterham Seven	1:06.411	12	78.92mph	127.02kph		

Weather / Track : Bright / Dry

Pembrey
Circuit Length = 1.4560 miles.
Start: 15:56 End: 16:12

These results are provisional until the conclusion of any judicial and technical matters.

Clerk of Course:	Stewards:	Timekeeper:

BookaTrack.com Caterham Graduate Championship - Mega Graduate Class

LAP CHART - RACE 14

Lap 1			Lap 2			Lap 3			Lap 4			Lap 5		
No	Behind	Laptime	No	Behind	Laptime	No	Behind	Laptime	No	Behind	Laptime	No	Behind	Laptime
1		1:14.192	1		1:07.497	1		1:07.726	1		1:07.730	1		1:08.253
2	0.109	1:14.301	2	0.090	1:07.478	2	0.090	1:07.726	2	0.090	1:07.730	2	0.050	1:08.213
28	0.506	1:14.698	28	0.204	1:07.195	28	0.319	1:07.841	28	0.276	1:07.687	28	0.249	1:08.226
3	0.804	1:14.996	18	1.604	1:07.870	18	1.945	1:08.067	18	1.827	1:07.612	18	0.782	1:07.208
18	1.231	1:15.423	8	2.279	1:07.961	8	2.114	1:07.561	8	2.236	1:07.852	8	1.104	1:07.121
12	1.533	1:15.725	12	2.467	1:08.431	24	4.266	1:08.928	24	4.289	1:07.753	24	4.187	1:08.151
8	1.815	1:16.007	24	3.064	1:08.252	12	4.534	1:09.793	12	6.486	1:09.682	12	6.757	1:08.524
24	2.309	1:16.501	5	7.072	1:09.304	11	8.240	1:08.377	11	7.862	1:07.352	11	6.920	1:07.311
22	5.090	1:19.282	4	7.207	1:09.419	5	8.417	1:09.071	5	8.195	1:07.508	5	7.351	1:07.409
5	5.265	1:19.457	11	7.589	1:09.031	7	9.755	1:09.388	7	11.040	1:09.015	7	11.471	1:08.684
4	5.285	1:19.477	7	8.093	1:09.875	22	9.943	1:09.424	22	11.636	1:09.423	22	12.743	1:09.360
7	5.715	1:19.907	22	8.245	1:10.652	4	10.375	1:10.894	4	11.872	1:09.227	4	13.084	1:09.465
11	6.055	1:20.247	9	8.617	1:08.821	9	10.668	1:09.777	9	12.207	1:09.269	9	13.539	1:09.585
9	7.293	1:21.485	10	15.803	1:09.042	10	16.932	1:08.855	10	17.844	1:08.642	10	17.958	1:08.367
10	14.258	1:28.450	3	23.590	1:30.283	3	23.362	1:07.498	3	23.407	1:07.775	3	22.960	1:07.806

Weather / Track : Bright / Dry

Pembrey
Circuit Length = 1.4560 miles.
Start: 15:56 End: 16:12

BookaTrack.com Caterham Graduate Championship - Mega Graduate Class

LAP CHART - RACE 14

(contd.)

Lap 6			Lap 7			Lap 8			Lap 9			Lap 10		
No	Behind	Laptime	No	Behind	Laptime	No	Behind	Laptime	No	Behind	Laptime	No	Behind	Laptime
1		1:07.647	1		1:08.077	2		1:07.019	2		1:06.878	1		1:07.261
2	0.010	1:07.607	2	0.040	1:08.107	1	0.348	1:07.407	1	0.040	1:06.570	2	0.050	1:07.351
28	0.846	1:08.244	18	0.207	1:07.285	18	0.678	1:07.530	18	0.757	1:06.957	18	1.063	1:07.607
18	0.999	1:07.864	28	0.330	1:07.561	8	2.779	1:09.260	28	3.608	1:07.609	28	4.032	1:07.725
8	1.244	1:07.787	8	0.578	1:07.411	28	2.877	1:09.606	8	3.874	1:07.973	8	4.559	1:07.986
24	3.759	1:07.219	24	3.080	1:07.398	24	3.318	1:07.297	24	4.096	1:07.656	24	4.912	1:08.117
11	6.502	1:07.229	11	5.757	1:07.332	11	5.965	1:07.267	11	6.042	1:06.955	11	5.858	1:07.117
12	7.995	1:08.885	12	8.708	1:08.790	12	9.792	1:08.143	5	11.056	1:08.054	5	11.530	1:07.775
5	7.995	1:08.291	5	8.858	1:08.940	5	9.880	1:08.081	12	11.561	1:08.647	12	11.966	1:07.706
7	12.489	1:08.665	7	12.914	1:08.502	7	14.544	1:08.689	7	16.414	1:08.748	7	17.671	1:08.558
22	13.488	1:08.392	22	13.898	1:08.487	22	14.767	1:07.928	4	17.840	1:09.179	22	18.810	1:08.242
4	13.600	1:08.163	9	14.285	1:08.336	9	15.409	1:08.183	22	17.869	1:09.980	9	20.958	1:10.021
9	14.026	1:08.134	4	14.967	1:09.444	4	15.539	1:07.631	9	18.238	1:09.707	4	21.343	1:10.804
10	18.187	1:07.876	3	23.778	1:08.686	3	24.883	1:08.164	3	26.217	1:08.212	3	26.632	1:07.716
3	23.169	1:07.856	10	26.271	1:16.161	10	27.920	1:08.708	10	29.480	1:08.438	10	30.633	1:08.454

Weather / Track : Bright / Dry

Pembrey
Circuit Length = 1.4560 miles.
Start: 15:56 End: 16:12

BookaTrack.com Caterham Graduate Championship - Mega Graduate Class

LAP CHART - RACE 14

(contd.)

Lap 11			Lap 12			Lap 13			Lap 14			Lap 15		
No	Behind	Laptime	No	Behind	Laptime	No	Behind	Laptime	No	Behind	Laptime	No	Behind	Laptime
1		1:08.420	2		1:08.156	2		1:07.067	2		1:07.326			
2	0.128	1:08.498	1	0.090	1:08.374	1	0.070	1:07.047	1	0.104	1:07.360			
18	0.335	1:07.692	28	0.537	1:06.411	28	0.234	1:06.764	28	0.279	1:07.371			
28	2.410	1:06.798	18	0.640	1:08.589	18	0.633	1:07.060	18	4.142	1:10.835			
8	3.454	1:07.315	8	2.907	1:07.737	8	3.745	1:07.905	8	4.879	1:08.460			
24	3.797	1:07.305	24	3.934	1:08.421	11	4.584	1:07.514	11	5.005	1:07.747			
11	3.909	1:06.471	11	4.137	1:08.512	24	4.748	1:07.881	24	5.176	1:07.754			
5	10.715	1:07.605	5	10.202	1:07.771	5	11.288	1:08.153	5	12.968	1:09.006			
12	11.428	1:07.882	12	10.825	1:07.681	12	14.763	1:11.005	12	17.633	1:10.196			
7	17.973	1:08.722	7	18.221	1:08.532	7	20.002	1:08.848	7	21.567	1:08.891			
22	18.375	1:07.985	22	18.580	1:08.489	22	20.309	1:08.796	22	22.025	1:09.042			
4	20.265	1:07.342	4	20.817	1:08.836	4	21.573	1:07.823	9	24.037	1:09.249			
9	20.870	1:08.332	9	21.076	1:08.490	9	22.114	1:08.105	4	24.260	1:10.013			
3	25.874	1:07.662	3	25.231	1:07.641	3	25.799	1:07.635	3	26.264	1:07.791			
10	31.058	1:08.845	10	30.694	1:07.920	10	31.993	1:08.366	10	33.406	1:08.739			

Weather / Track : Bright / Dry

Pembrey
 Circuit Length = 1.4560 miles.
 Start: 15:56 End: 16:12

TOYO Tyres Modified Production Saloon Car Championship

QUALIFYING - RACE 15

POS	NO	CL	NAME	NAT	ENTRY	TIME	LAPS	GAP	MPH
1	74	A	Neil PHILPOTTS		Mitsubishi Starion Turbo	1:07.210	5		77.98
2	1	C	Nick WILLIAMSON		Peugeot 205 GTi	1:07.888	11	0.678	77.21
3	11	A	Chris RANDALL		BMW E28 M5	1:08.032	11	0.822	77.04
4	31	C	Gareth PORTER		Peugeot 205 GTi	1:08.706	14	1.496	76.29
5	65	C	Ilsa COX		Peugeot 206 GTi	1:09.148	14	1.938	75.80
6	71	D	Denis BASSOM		Toyota Corolla GT	1:09.563	8	2.353	75.35
7	6	C	Timothy SAUNDERS		Honda Integra R	1:09.736	11	2.526	75.16
8	33	A	Marc TAYLOR		Mitsubishi Starion	1:09.742	8	2.532	75.15
9	66	C	Brian COX		Peugeot 206 GTi	1:09.995	8	2.785	74.88
10	14	C	Piers GRANGE		Ford Escort RS2000	1:10.320	13	3.110	74.53
11	20	C	Sean RODERICK		Peugeot 205	1:10.365	13	3.155	74.49
12	46	A	Edmond KIRKHAM		Chevrolet Camaro	1:12.207	13	4.997	72.59
13	41	C	Jonathan BETTS		Renault 5 GT Turbo	1:13.673	7	6.463	71.14
14	37	D	Brian ALLEN		Ford Fiesta XR2i	1:14.881	12	7.671	69.99

Weather / Track :Bright / Dry

Pembrey
Circuit Length = 1.4560 miles.
Start: 11:33 End: 11:48

These results are provisional until the conclusion of any judicial and technical matters.

Clerk of Course:	Stewards:	Timekeeper:
------------------	-----------	-------------

TOYO Tyres Modified Production Saloon Car Championship

QUALIFYING LAP ANALYSIS - RACE 15

1	Nick WILLIAMSON	Peugeot 205 GTi
1 - 7:11.459	6 - 1:12.362	11 - 1:08.058
2 - 1:15.164	7 - 1:20.771	
3 - 1:09.881	8 - 1:25.206	
4 - 1:07.888	9 - 1:08.037	
5 - 1:20.128	10 - 1:10.637	
6	Timothy SAUNDERS	Honda Integra R
1 - 7:28.396	6 - 1:10.098	11 - 1:22.848P
2 - 1:22.527P	7 - 1:14.489P	
3 - 1:58.492	8 - 2:03.177	
4 - 1:09.736	9 - 1:10.122	
5 - 1:10.554	10 - 1:10.880	
11	Chris RANDALL	BMW E28 M5
1 - 7:27.462	6 - 1:09.087	11 - 1:11.951
2 - 1:16.159	7 - 1:09.343	
3 - 1:09.596	8 - 1:08.975	
4 - 1:08.268	9 - 1:08.699	
5 - 1:08.032	10 - 1:21.143	
14	Piers GRANGE	Ford Escort RS2000
1 - 7:37.113	6 - 1:10.464	11 - 1:10.746
2 - 1:23.321	7 - 1:10.793	12 - 1:11.960
3 - 1:10.327	8 - 1:10.444	13 - 1:10.775
4 - 1:10.320	9 - 1:10.801	
5 - 1:11.223	10 - 1:10.515	
20	Sean RODERICK	Peugeot 205
1 - 7:32.348	6 - 1:11.241	11 - 1:22.448
2 - 1:23.626	7 - 1:10.864	12 - 1:11.963
3 - 1:13.851	8 - 1:10.365	13 - 1:10.604
4 - 1:12.709	9 - 1:10.789	
5 - 1:12.119	10 - 1:19.430	
31	Gareth PORTER	Peugeot 205 GTi
1 - 7:34.870	6 - 1:08.907	11 - 1:08.929
2 - 1:24.707	7 - 1:08.880	12 - 1:23.430
3 - 1:09.731	8 - 1:09.120	13 - 1:08.748
4 - 1:09.094	9 - 1:15.035	14 - 1:21.552
5 - 1:08.706	10 - 1:08.808	
33	Marc TAYLOR	Mitsubishi Starion
1 - 7:20.791	6 - 1:19.397	
2 - 1:14.417	7 - 1:14.912	
3 - 1:09.979	8 - 1:11.005	
4 - 1:10.257		
5 - 1:09.742		

Weather / Track :Bright / Dry

TOYO Tyres Modified Production Saloon Car Championship

QUALIFYING LAP ANALYSIS - RACE 15

(contd.)


37	Brian ALLEN	Ford Fiesta XR2i
1 - 7:25.641	6 - 1:15.765	11 - 1:15.593
2 - 1:23.946	7 - 1:14.881	12 - 1:15.687
3 - 1:15.588	8 - 1:15.477	
4 - 1:16.668	9 - 1:25.875P	
5 - 1:16.531	10 - 1:54.623	
41	Jonathan BETTS	Renault 5 GT Turbo
1 - 7:36.116	6 - 1:13.673	
2 - 1:26.590	7 - 1:19.475P	
3 - 1:16.047		
4 - 1:17.171		
5 - 1:16.161		
46	Edmond KIRKHAM	Chevrolet Camaro
1 - 7:39.330	6 - 1:13.901	11 - 1:12.896
2 - 1:26.891	7 - 1:13.595	12 - 1:12.548
3 - 1:18.187	8 - 1:12.696	13 - 1:13.736
4 - 1:16.711	9 - 1:14.556	
5 - 1:12.934	10 - 1:12.207	
65	Ilsa COX	Peugeot 206 GTi
1 - 7:14.916	6 - 1:11.407	11 - 1:10.543
2 - 1:13.898	7 - 1:09.234	12 - 1:10.656
3 - 1:09.511	8 - 1:09.626	13 - 1:09.706
4 - 1:09.890	9 - 1:09.586	14 - 1:09.952
5 - 1:09.148	10 - 1:10.026	
66	Brian COX	Peugeot 206 GTi
1 - 7:21.484	6 - 1:12.084	
2 - 1:14.815	7 - 1:11.539	
3 - 1:10.568	8 - 1:10.927	
4 - 1:09.995		
5 - 1:10.278		
71	Denis BASSOM	Toyota Corolla GT
1 - 7:24.129	6 - 1:09.887	
2 - 1:24.162	7 - 1:10.278	
3 - 1:12.140	8 - 1:24.841P	
4 - 1:10.168		
5 - 1:09.563		
74	Neil PHILPOTTS	Mitsubishi Starion Turbo
1 - 7:18.651		
2 - 1:11.720		
3 - 1:08.140		
4 - 1:07.210		
5 - 1:08.249		

Weather / Track :Bright / Dry

TOYO Tyres Modified Production Saloon Car Championship

GRID - RACE 15 - Amended

ROW 6	37 ALLEN
ROW 5	41 BETTS
ROW 4	46 KIRKHAM
ROW 3	20 RODERICK
ROW 2	14 GRANGE
ROW 1	33 TAYLOR
ROW 6	6 SAUNDERS
ROW 5	71 BASSOM
ROW 4	31 PORTER
ROW 3	11 RANDALL
ROW 2	1 WILLIAMSON
ROW 1	74 PHILPOTTS
POLE	



Weather / Track :Bright / Dry

Pembrey
Circuit Length = 1.4560 miles.
Start: 11:33 End: 11:48

These results are provisional until the conclusion of any judicial and technical matters.

Clerk of Course:	Stewards:	Timekeeper:
------------------	-----------	-------------

TOYO Tyres Modified Production Saloon Car Championship

RACE CLASSIFICATION - RACE 15

POS	NO	CL	NAME	NAT	ENTRY	TIME	LAPS	GAP	MPH	BEST
1	74	A	Neil PHILPOTTS		Mitsubishi Starion Turbo	12:43.345	11		75.53	1:08.298
2	31	C	Gareth PORTER		Peugeot 205 GTi	12:59.136	11	15.791	74.00	1:08.301
3	14	C	Piers GRANGE		Ford Escort RS2000	13:01.522	11	18.177	73.77	1:09.999
4	33	A	Marc TAYLOR		Mitsubishi Starion	13:09.488	11	26.143	73.03	1:10.478
5	46	A	Edmond KIRKHAM		Chevrolet Camaro	13:14.597	11	31.252	72.56	1:10.658
6	71	D	Denis BASSOM		Toyota Corolla GT	13:14.944	11	31.599	72.53	1:10.194
7	20	C	Sean RODERICK		Peugeot 205	13:15.580	11	32.235	72.47	1:10.117
8	37	D	Brian ALLEN		Ford Fiesta XR2i	12:49.327	10	1 LAP	68.13	1:15.176
NOT CLASSIFIED										
11	A	Chris RANDALL		BMW E28 M5	7:14.976	6	D.N.F.	72.30	1:10.155	
1	C	Nick WILLIAMSON		Peugeot 205 GTi	5:59.307	5	D.N.F.	72.94	1:08.527	
FASTEST LAP										
74	A	Neil PHILPOTTS		Mitsubishi Starion Turbo	1:08.298	6	76.74mph	123.51kph		
31	C	Gareth PORTER		Peugeot 205 GTi	1:08.301	3	76.74mph	123.50kph		
71	D	Denis BASSOM		Toyota Corolla GT	1:10.194	3	74.67mph	120.17kph		

Weather / Track :Bright / Dry

Pembrey
Circuit Length = 1.4560 miles.
Start: 16:35 End: 16:48

These results are provisional until the conclusion of any judicial and technical matters.

Clerk of Course:	Stewards:	Timekeeper:
------------------	-----------	-------------

TOYO Tyres Modified Production Saloon Car Championship

LAP CHART - RACE 15

Lap 1			Lap 2			Lap 3			Lap 4			Lap 5		
No	Behind	Laptime	No	Behind	Laptime	No	Behind	Laptime	No	Behind	Laptime	No	Behind	Laptime
74		1:15.156	74		1:08.805	74		1:09.347	74		1:09.078	74		1:08.317
1	0.439	1:15.595	1	1.135	1:09.501	1	0.315	1:08.527	1	0.475	1:09.238	31	2.127	1:09.675
11	0.839	1:15.995	31	1.823	1:09.141	31	0.777	1:08.301	31	0.769	1:09.070	14	8.166	1:10.566
31	1.487	1:16.643	14	3.940	1:10.066	14	4.592	1:09.999	14	5.917	1:10.403	1	8.604	1:16.446
14	2.679	1:17.835	46	6.537	1:11.615	46	7.925	1:10.735	46	9.505	1:10.658	46	13.117	1:11.929
46	3.727	1:18.883	33	7.310	1:11.895	33	8.480	1:10.517	33	9.918	1:10.516	11	14.059	1:11.442
33	4.220	1:19.376	71	8.287	1:12.348	71	9.134	1:10.194	71	10.884	1:10.828	33	14.245	1:12.644
71	4.744	1:19.900	11	8.757	1:16.723	11	9.565	1:10.155	11	10.934	1:10.447	71	15.282	1:12.715
37	9.319	1:24.475	20	12.328	1:11.455	20	14.111	1:11.130	20	16.139	1:11.106	20	18.645	1:10.823
20	9.678	1:24.834	37	15.690	1:15.176	37	21.813	1:15.470	37	28.566	1:15.831	37	36.794	1:16.545

Weather / Track :Bright / Dry

Pembrey
Circuit Length = 1.4560 miles.
Start: 16:35 End: 16:48

TOYO Tyres Modified Production Saloon Car Championship

LAP CHART - RACE 15

(contd.)

Lap 6			Lap 7			Lap 8			Lap 9			Lap 10		
No	Behind	Laptime	No	Behind	Laptime	No	Behind	Laptime	No	Behind	Laptime	No	Behind	Laptime
74		1:08.298	74		1:08.855	74		1:08.691	74		1:09.064	74		1:08.797
31	2.984	1:09.155	31	3.729	1:09.600	31	7.321	1:12.283	31	11.405	1:13.148	31	13.673	1:11.065
14	10.298	1:10.430	14	11.759	1:10.316	14	13.846	1:10.778	14	15.304	1:10.522	14	16.859	1:10.352
11	15.975	1:10.214	33	19.332	1:10.712	33	21.138	1:10.497	33	22.739	1:10.665	33	24.420	1:10.478
46	17.049	1:12.230	46	21.172	1:12.978	46	23.629	1:11.148	46	25.926	1:11.361	46	28.337	1:11.208
33	17.475	1:11.528	71	21.872	1:12.403	71	24.325	1:11.144	71	26.397	1:11.136	71	28.854	1:11.254
71	18.324	1:11.340	20	24.585	1:11.630	20	27.208	1:11.314	20	28.261	1:10.117	20	30.215	1:10.751
20	21.810	1:11.463	37	50.832	1:15.552	37	59.024	1:16.883	37	1:06.494	1:16.534			
37	44.135	1:15.639												

Weather / Track :Bright / Dry

Pembrey
Circuit Length = 1.4560 miles.
Start: 16:35 End: 16:48

**TOYO Tyres Modified Production Saloon Car Championship
LAP CHART - RACE 15**

(contd.)

Lap 11			Lap 12			Lap 13			Lap 14			Lap 15		
No	Behind	Laptime	No	Behind	Laptime	No	Behind	Laptime	No	Behind	Laptime	No	Behind	Laptime
74		1:08.937												
37	1 LAP	1:17.222												
31	15.791	1:11.055												
14	18.177	1:10.255												
33	26.143	1:10.660												
46	31.252	1:11.852												
71	31.599	1:11.682												
20	32.235	1:10.957												

Weather / Track :Bright / Dry

Pembrey
Circuit Length = 1.4560 miles.
Start: 16:35 End: 16:48

BookaTrack.com Caterham Graduate Championship

QUALIFYING - RACE 16

POS	NO	CL	NAME	NAT	ENTRY	TIME	LAPS	GAP	MPH
1	115		Andrew ADSHEAD		Caterham Seven	1:10.138	13		74.73
2	104		Stuart SIMPSON		Caterham Seven	1:10.632	14	0.494	74.21
3	102		James CAMPBELL		Caterham Seven	1:10.632	13	0.494	74.21
4	103		Matthew BURROWS		Caterham Seven	1:10.701	13	0.563	74.13
5	106		John PARKER		Caterham Seven	1:10.729	13	0.591	74.10
6	131		Garry KENNEDY		Caterham Seven	1:10.813	14	0.675	74.02
7	110		Mike WELBURN		Caterham Seven	1:10.830	14	0.692	74.00
8	105		Toby BRIANT		Caterham Seven	1:10.949	14	0.811	73.87
9	108		Rob RUSSELL		Caterham Seven	1:11.219	13	1.081	73.59
10	114		Francis dean BURNS		Caterham Seven	1:11.241	13	1.103	73.57
11	126		Graham SMITH		Caterham Seven	1:11.419	13	1.281	73.39
12	111		Martin OXBOROUGH		Caterham Seven	1:11.656	13	1.518	73.14
13	107		Graeme SMITH		Caterham Seven	1:11.736	14	1.598	73.06
14	109		Kevin SAYER		Caterham Seven	1:11.920	13	1.782	72.88
15	118		Declan DOLAN		Caterham Seven	1:11.989	13	1.851	72.81
16	116		Kim RAYMENT		Caterham Seven	1:12.464	13	2.326	72.33
17	151		Russell PEART		Caterham Seven	1:12.665	11	2.527	72.13
18	133		Sean SOUTHWOOD		Caterham Seven	1:12.778	13	2.640	72.02
19	136		Mark GREGORY		Caterham Seven	1:12.921	13	2.783	71.88
20	134		David HEWITT		Caterham Seven	1:13.143	13	3.005	71.66
21	130		Simon BONSER		Caterham Seven	1:13.358	13	3.220	71.45
22	112		Robert DRAPER		Caterham Seven	1:13.373	13	3.235	71.43
23	124		John HIRD		Caterham Seven	1:13.603	13	3.465	71.21
24	137		Paul HARBACH		Caterham Seven	1:13.797	13	3.659	71.02
25	117		Sheila MARSHALL		Caterham Seven	1:14.052	13	3.914	70.78
26	120		David GUY		Caterham Seven	1:14.183	13	4.045	70.65
27	121		Darren GRAINGER		Caterham Seven	1:14.735	12	4.597	70.13
28	123		Les CONGDON		Caterham Seven	1:14.938	13	4.800	69.94
29	138		Andrew FLETCHER		Caterham Seven	1:15.090	13	4.952	69.80
30	128		Pete CANNARD		Caterham Seven	1:15.999	13	5.861	68.96

Weather / Track : Bright / Dry

Pembrey
Circuit Length = 1.4560 miles.
Start: 11:55 End: 12:11

These results are provisional until the conclusion of any judicial and technical matters.

Clerk of Course:	Stewards:	Timekeeper:
------------------	-----------	-------------

BookaTrack.com Caterham Graduate Championship QUALIFYING LAP ANALYSIS - RACE 16

102	James CAMPBELL	Caterham Seven
1 -	5:50.967	6 - 1:12.254
2 -	1:14.876	7 - 1:11.692
3 -	1:13.793	8 - 1:11.180
4 -	1:13.007	9 - 1:11.348
5 -	1:11.746	10 - 1:10.632
11 -	1:11.388	12 - 1:11.474
13 -	1:11.114	
103	Matthew BURROWS	Caterham Seven
1 -	5:28.426	6 - 1:10.908
2 -	1:15.375	7 - 1:10.997
3 -	1:11.700	8 - 1:10.831
4 -	1:12.596	9 - 1:11.451
5 -	1:11.501	10 - 1:10.701
11 -	1:26.745	12 - 1:11.362
13 -	1:16.714	
104	Stuart SIMPSON	Caterham Seven
1 -	5:33.281	6 - 1:11.365
2 -	1:12.663	7 - 1:11.839
3 -	1:11.475	8 - 1:11.132
4 -	1:11.434	9 - 1:10.632
5 -	1:12.383	10 - 1:10.727
11 -	1:12.180	12 - 1:13.621
13 -	1:10.986	14 - 1:13.031
105	Toby BRIANT	Caterham Seven
1 -	5:29.349	6 - 1:11.752
2 -	1:14.770	7 - 1:12.483
3 -	1:11.912	8 - 1:11.434
4 -	1:12.479	9 - 1:10.949
5 -	1:12.010	10 - 1:12.941
11 -	1:17.237	12 - 1:13.848
13 -	1:12.655	14 - 1:11.376
106	John PARKER	Caterham Seven
1 -	5:30.566	6 - 1:12.694
2 -	1:13.968	7 - 1:11.864
3 -	1:12.825	8 - 1:11.496
4 -	1:16.345	9 - 1:10.729
5 -	1:12.392	10 - 1:10.924
11 -	1:13.613	12 - 1:25.011
13 -	1:11.965	
107	Graeme SMITH	Caterham Seven
1 -	5:27.308	6 - 1:11.736
2 -	1:14.202	7 - 1:11.875
3 -	1:13.329	8 - 1:11.938
4 -	1:13.807	9 - 1:12.085
5 -	1:12.911	10 - 1:14.783
11 -	1:13.957	12 - 1:12.511
13 -	1:13.272	14 - 1:15.382
108	Rob RUSSELL	Caterham Seven
1 -	5:27.248	6 - 1:11.219
2 -	1:15.640	7 - 1:22.561
3 -	1:12.319	8 - 1:12.497
4 -	1:12.727	9 - 1:12.606
5 -	1:13.586	10 - 1:20.898
11 -	1:13.007	12 - 1:11.994
13 -	1:11.913	

Weather / Track : Bright / Dry

BookaTrack.com Caterham Graduate Championship

QUALIFYING LAP ANALYSIS - RACE 16

(contd.)

109	Kevin SAYER	Caterham Seven
1 - 5:43.911	6 - 1:12.072	11 - 1:12.271
2 - 1:18.596	7 - 1:12.343	12 - 1:12.061
3 - 1:13.130	8 - 1:11.924	13 - 1:11.920
4 - 1:12.383	9 - 1:12.422	
5 - 1:12.001	10 - 1:12.296	
110	Mike WELBURN	Caterham Seven
1 - 5:35.373	6 - 1:11.371	11 - 1:13.422
2 - 1:10.982	7 - 1:11.782	12 - 1:11.309
3 - 1:17.264	8 - 1:10.830	13 - 1:12.363
4 - 1:12.097	9 - 1:11.179	14 - 1:11.584
5 - 1:11.362	10 - 1:11.211	
111	Martin OXBOROUGH	Caterham Seven
1 - 5:35.383	6 - 1:20.443	11 - 1:12.289
2 - 1:16.270	7 - 1:12.527	12 - 1:12.550
3 - 1:14.111	8 - 1:14.945	13 - 1:12.409
4 - 1:13.053	9 - 1:11.656	
5 - 1:13.073	10 - 1:12.099	
112	Robert DRAPER	Caterham Seven
1 - 5:48.045	6 - 1:13.896	11 - 1:13.569
2 - 1:16.061	7 - 1:14.202	12 - 1:15.426
3 - 1:15.943	8 - 1:13.790	13 - 1:13.373
4 - 1:17.668	9 - 1:14.102	
5 - 1:13.508	10 - 1:14.205	
114	Francis dean BURNS	Caterham Seven
1 - 5:39.659	6 - 1:11.720	11 - 1:11.788
2 - 1:15.976	7 - 1:11.306	12 - 1:11.636
3 - 1:24.554	8 - 1:11.702	13 - 1:12.016
4 - 1:39.733	9 - 1:11.241	
5 - 1:14.418	10 - 1:11.661	
115	Andrew ADSHEAD	Caterham Seven
1 - 5:27.418	6 - 1:11.180	11 - 1:25.763
2 - 1:15.992	7 - 1:10.512	12 - 1:11.044
3 - 1:11.489	8 - 1:10.138	13 - 1:16.981
4 - 1:11.344	9 - 1:14.977	
5 - 1:11.679	10 - 1:10.175	
116	Kim RAYMENT	Caterham Seven
1 - 6:09.049	6 - 1:13.296	11 - 1:13.314
2 - 1:23.452	7 - 1:12.756	12 - 1:13.023
3 - 1:14.016	8 - 1:12.464	13 - 1:15.058
4 - 1:21.661	9 - 1:13.523	
5 - 1:12.864	10 - 1:13.366	

Weather / Track : Bright / Dry

Pembrey
Circuit Length = 1.4560 miles.
Start: 11:55 End: 12:11

BookaTrack.com Caterham Graduate Championship

QUALIFYING LAP ANALYSIS - RACE 16

(contd.)

117	Sheila MARSHALL	Caterham Seven
1 - 5:42.792	6 - 1:14.209	11 - 1:15.114
2 - 1:21.089	7 - 1:14.052	12 - 1:15.063
3 - 1:17.910	8 - 1:14.562	13 - 1:14.610
4 - 1:17.542	9 - 1:14.328	
5 - 1:15.143	10 - 1:14.364	
118	Declan DOLAN	Caterham Seven
1 - 5:49.218	6 - 1:12.407	11 - 1:11.989
2 - 1:16.131	7 - 1:13.420	12 - 1:14.422
3 - 1:14.840	8 - 1:12.445	13 - 1:14.084
4 - 1:26.126	9 - 1:13.137	
5 - 1:14.032	10 - 1:12.513	
120	David GUY	Caterham Seven
1 - 5:34.036	6 - 1:14.793	11 - 1:14.707
2 - 1:18.256	7 - 1:15.568	12 - 1:14.183
3 - 1:15.450	8 - 1:15.236	13 - 1:15.198
4 - 1:16.338	9 - 1:16.114	
5 - 1:15.697	10 - 1:14.837	
121	Darren GRAINGER	Caterham Seven
1 - 5:56.279	6 - 1:17.776	11 - 1:15.321
2 - 1:23.512	7 - 1:16.124	12 - 1:14.735
3 - 1:18.897	8 - 1:14.942	
4 - 1:19.486	9 - 1:16.400	
5 - 1:19.178	10 - 1:19.264	
123	Les CONGDON	Caterham Seven
1 - 5:33.251	6 - 1:16.122	11 - 1:15.107
2 - 1:19.846	7 - 1:15.729	12 - 1:15.195
3 - 1:17.925	8 - 1:15.139	13 - 1:14.976
4 - 1:16.677	9 - 1:14.960	
5 - 1:15.466	10 - 1:14.938	
124	John HIRD	Caterham Seven
1 - 5:37.240	6 - 1:14.698	11 - 1:13.993
2 - 1:17.532	7 - 1:13.603	12 - 1:15.190
3 - 1:16.388	8 - 1:14.629	13 - 1:15.252
4 - 1:15.323	9 - 1:16.143	
5 - 1:16.138	10 - 1:14.194	
126	Graham SMITH	Caterham Seven
1 - 6:03.514	6 - 1:11.584	11 - 1:12.407
2 - 1:14.244	7 - 1:11.936	12 - 1:11.992
3 - 1:12.895	8 - 1:12.079	13 - 1:11.419
4 - 1:12.230	9 - 1:11.790	
5 - 1:11.623	10 - 1:11.848	

Weather / Track : Bright / Dry

Pembrey
 Circuit Length = 1.4560 miles.
 Start: 11:55 End: 12:11

BookaTrack.com Caterham Graduate Championship

QUALIFYING LAP ANALYSIS - RACE 16

(contd.)

128	Pete CANNARD	Caterham Seven		
1 -	5:53.582	6 -	1:15.999	11 - 1:18.179
2 -	1:20.101	7 -	1:16.263	12 - 1:17.414
3 -	1:17.000	8 -	1:17.423	13 - 1:17.030
4 -	1:17.384	9 -	1:16.576	
5 -	1:16.246	10 -	1:17.446	
130	Simon BONSER	Caterham Seven		
1 -	5:40.517	6 -	1:14.131	11 - 1:13.912
2 -	1:18.823	7 -	1:14.763	12 - 1:14.170
3 -	1:16.247	8 -	1:14.831	13 - 1:14.949
4 -	1:15.375	9 -	1:14.252	
5 -	1:14.413	10 -	1:13.358	
131	Garry KENNEDY	Caterham Seven		
1 -	5:25.432	6 -	1:11.139	11 - 1:11.682
2 -	1:14.382	7 -	1:10.813	12 - 1:11.528
3 -	1:12.600	8 -	1:10.957	13 - 1:15.959
4 -	1:12.352	9 -	1:11.241	14 - 1:11.428
5 -	1:13.801	10 -	1:25.519	
133	Sean SOUTHWOOD	Caterham Seven		
1 -	5:48.615	6 -	1:13.591	11 - 1:14.690
2 -	1:18.005	7 -	1:12.778	12 - 1:12.870
3 -	1:14.108	8 -	1:14.192	13 - 1:14.120
4 -	1:15.631	9 -	1:13.864	
5 -	1:13.909	10 -	1:13.022	
134	David HEWITT	Caterham Seven		
1 -	6:02.829	6 -	1:14.145	11 - 1:14.349
2 -	1:21.106	7 -	1:13.424	12 - 1:13.143
3 -	1:16.787	8 -	1:13.519	13 - 1:14.172
4 -	1:22.263	9 -	1:14.156	
5 -	1:14.692	10 -	1:15.291	
136	Mark GREGORY	Caterham Seven		
1 -	6:04.225	6 -	1:15.044	11 - 1:14.428
2 -	1:23.126	7 -	1:15.106	12 - 1:13.103
3 -	1:16.747	8 -	1:13.857	13 - 1:13.342
4 -	1:18.093	9 -	1:12.921	
5 -	1:15.201	10 -	1:14.178	
137	Paul HARBACH	Caterham Seven		
1 -	6:04.387	6 -	1:14.365	11 - 1:15.475
2 -	1:20.285	7 -	1:13.797	12 - 1:14.793
3 -	1:14.917	8 -	1:14.363	13 - 1:14.443
4 -	1:19.399	9 -	1:15.741	
5 -	1:16.788	10 -	1:16.832	

Weather / Track : Bright / Dry

Pembrey
 Circuit Length = 1.4560 miles.
 Start: 11:55 End: 12:11

BookaTrack.com Caterham Graduate Championship QUALIFYING LAP ANALYSIS - RACE 16

(contd.)

138	Andrew FLETCHER	Caterham Seven
1 - 5:41.001	6 - 1:15.934	11 - 1:16.396
2 - 1:20.010	7 - 1:16.137	12 - 1:15.542
3 - 1:17.281	8 - 1:15.090	13 - 1:20.860
4 - 1:17.066	9 - 1:15.308	
5 - 1:15.735	10 - 1:15.157	
151	Russell PEART	Caterham Seven
1 - 5:48.386	6 - 1:14.142	11 - 1:27.705P
2 - 1:20.651	7 - 1:19.118	
3 - 1:13.368	8 - 1:12.928	
4 - 1:20.228	9 - 1:13.059	
5 - 1:13.528	10 - 1:12.665	

BookaTrack.com Caterham Graduate Championship
GRID - RACE 16

ROW 13	120	GUY	137	HARBACH	
ROW 12		123	CONGDON	124	HIRD
ROW 11	130	BONSER	112	DRAPER	
ROW 10		136	GREGORY	134	HEWITT
ROW 9	151	PEART	133	SOUTHWOOD	
ROW 8		118	DOLAN	116	RAYMENT
ROW 7	107	SMITH	109	SAYER	
ROW 6		126	SMITH	111	OXBOROUGH
ROW 5	108	RUSSELL	114	BURNS	
ROW 4		110	WELBURN	105	BRIANT
ROW 3	106	PARKER	131	KENNEDY	
ROW 2		102	CAMPBELL	103	BURROWS
ROW 1	115	ADSHEAD	104	SIMPSON	
		POLE			

Weather / Track : Bright / Dry

Pembrey
 Circuit Length = 1.4560 miles.
 Start: 11:55 End: 12:11

These results are provisional until the conclusion of any judicial and technical matters.

Clerk of Course:	Stewards:	Timekeeper:
------------------	-----------	-------------

BookaTrack.com Caterham Graduate Championship

RACE CLASSIFICATION - RACE 16

POS	NO	CL	NAME	NAT	ENTRY	TIME	LAPS	GAP	MPH	BEST
1	115		Andrew ADSHEAD		Caterham Seven	16:39.941	14		73.38	1:10.267
2	102		James CAMPBELL		Caterham Seven	16:46.657	14	6.716	72.89	1:10.580
3	104		Stuart SIMPSON		Caterham Seven	16:46.808	14	6.867	72.88	1:10.581
4	126		Graham SMITH		Caterham Seven	16:51.210	14	11.269	72.56	1:10.369
5	103		Matthew BURROWS		Caterham Seven	16:51.501	14	11.560	72.54	1:10.953
6	110		Mike WELBURN		Caterham Seven	16:56.046	14	16.105	72.22	1:10.851
7	131		Garry KENNEDY		Caterham Seven	16:56.192	14	16.251	72.21	1:10.777
8	108		Rob RUSSELL		Caterham Seven	16:56.535	14	16.594	72.18	1:11.071
9	105		Toby BRIANT		Caterham Seven	16:57.004	14	17.063	72.15	1:11.172
10	111		Martin OXBOROUGH		Caterham Seven	17:04.123	14	24.182	71.65	1:11.647
11	107		Graeme SMITH		Caterham Seven	17:04.268	14	24.327	71.64	1:11.872
12	106		John PARKER		Caterham Seven	17:04.468	14	24.527	71.63	1:11.150
13	109		Kevin SAYER		Caterham Seven	17:05.475	14	25.534	71.55	1:11.623
14	118		Declan DOLAN		Caterham Seven	17:21.036	14	41.095	70.49	1:12.331
15	133		Sean SOUTHWOOD		Caterham Seven	17:21.433	14	41.492	70.46	1:11.856
16	116		Kim RAYMENT		Caterham Seven	17:21.525	14	41.584	70.45	1:12.566
17	137		Paul HARBACH		Caterham Seven	17:31.934	14	51.993	69.76	1:12.847
18	112		Robert DRAPER		Caterham Seven	17:32.550	14	52.609	69.71	1:12.685
19	134		David HEWITT		Caterham Seven	17:38.884	14	58.943	69.30	1:14.247
20	151		Russell PEART		Caterham Seven	17:39.000	14	59.059	69.29	1:13.658
21	136		Mark GREGORY		Caterham Seven	17:44.793	14	1:04.852	68.91	1:13.226
22	120		David GUY		Caterham Seven	17:45.671	14	1:05.730	68.86	1:13.856
23	130		Simon BONSER		Caterham Seven	17:45.695	14	1:05.754	68.85	1:14.010
NOT CLASSIFIED										
124			John HIRD		Caterham Seven	16:39.011	13	D.N.F.	68.20	1:13.263
123			Les CONGDON		Caterham Seven	15:54.813	12	D.N.F.	65.87	1:13.608
114			Francis dean BURNS		Caterham Seven	10:53.120	9	D.N.F.	72.22	1:10.700
FASTEST LAP										
115			Andrew ADSHEAD		Caterham Seven	1:10.267	4	74.59mph		120.04kph

Weather / Track : Bright / Dry

Pembrey
Circuit Length = 1.4560 miles.
Start: 17:01 End: 17:18

These results are provisional until the conclusion of any judicial and technical matters.

Clerk of Course:	Stewards:	Timekeeper:
------------------	-----------	-------------

BookaTrack.com Caterham Graduate Championship

LAP CHART - RACE 16

Lap 1			Lap 2			Lap 3			Lap 4			Lap 5		
No	Behind	Laptime	No	Behind	Laptime	No	Behind	Laptime	No	Behind	Laptime	No	Behind	Laptime
115		1:18.755	115		1:11.685	115		1:10.819	115		1:10.267	115		1:10.443
104	0.301	1:19.056	102	0.762	1:12.050	102	1.282	1:11.339	102	1.737	1:10.722	102	2.199	1:10.905
102	0.397	1:19.152	104	1.048	1:12.432	104	1.653	1:11.424	104	2.210	1:10.824	104	2.890	1:11.123
103	0.713	1:19.468	103	1.165	1:12.137	103	1.780	1:11.434	103	2.831	1:11.318	103	3.774	1:11.386
106	1.006	1:19.761	106	2.047	1:12.726	126	3.888	1:12.450	126	4.732	1:11.111	126	5.511	1:11.222
105	2.399	1:21.154	105	3.497	1:12.783	105	6.178	1:13.500	114	6.037	1:10.952	114	6.680	1:11.086
110	2.051	1:20.806	126	2.257	1:11.409	114	5.352	1:12.831	105	7.500	1:11.589	110	7.472	1:11.038
131	2.467	1:21.222	114	3.340	1:12.221	110	5.948	1:13.610	110	6.877	1:11.196	105	8.312	1:11.255
126	2.533	1:21.288	110	3.157	1:12.791	108	6.869	1:13.688	108	8.142	1:11.540	108	9.058	1:11.359
114	2.804	1:21.559	108	4.000	1:11.794	131	6.693	1:13.805	131	7.918	1:11.492	131	8.878	1:11.403
111	3.428	1:22.183	131	3.707	1:12.925	107	7.016	1:13.057	111	9.643	1:12.698	111	10.847	1:11.647
108	3.891	1:22.646	111	4.543	1:12.800	111	7.212	1:13.488	107	9.795	1:13.046	109	11.741	1:12.110
107	4.304	1:23.059	107	4.778	1:12.159	109	7.421	1:11.703	109	10.074	1:12.920	107	11.611	1:12.259
116	4.875	1:23.630	109	6.537	1:12.702	106	8.258	1:17.030	106	10.235	1:12.244	106	12.841	1:13.049
118	5.401	1:24.156	116	6.634	1:13.444	116	8.540	1:12.725	116	11.436	1:13.163	118	14.668	1:13.565
109	5.520	1:24.275	118	7.015	1:13.299	118	8.640	1:12.444	118	11.546	1:13.173	116	14.885	1:13.892
133	7.485	1:26.240	133	9.230	1:13.430	133	11.553	1:13.142	133	13.799	1:12.513	133	15.212	1:11.856
137	7.533	1:26.288	137	10.710	1:14.862	137	14.343	1:14.452	137	18.136	1:14.060	137	21.980	1:14.287
134	8.910	1:27.665	134	13.074	1:15.849	134	17.249	1:14.994	134	21.571	1:14.589	134	25.375	1:14.247
123	9.252	1:28.007	151	15.082	1:15.423	151	17.921	1:13.658	151	21.704	1:14.050	151	25.660	1:14.399
112	9.808	1:28.563	130	14.910	1:16.164	130	19.812	1:15.721	120	25.146	1:15.289	120	30.153	1:15.450
130	10.431	1:29.186	120	15.480	1:16.170	120	20.124	1:15.463	130	25.296	1:15.751	130	29.940	1:15.087
120	10.995	1:29.750	124	16.054	1:15.592	124	20.572	1:15.337	124	25.641	1:15.336	112	30.718	1:13.856
151	11.344	1:30.099	136	17.947	1:17.230	136	22.337	1:15.209	112	27.305	1:13.649	124	31.315	1:16.117
124	12.147	1:30.902	112	20.914	1:22.791	112	23.923	1:13.828	136	28.030	1:15.960	136	32.417	1:14.830
136	12.402	1:31.157	123	24.276	1:26.709	123	28.566	1:15.109	123	32.829	1:14.530	123	36.249	1:13.863

Weather / Track : Bright / Dry

Pembrey
 Circuit Length = 1.4560 miles.
 Start: 17:01 End: 17:18

BookaTrack.com Caterham Graduate Championship

LAP CHART - RACE 16

(contd.)

Lap 6			Lap 7			Lap 8			Lap 9			Lap 10		
No	Behind	Laptime	No	Behind	Laptime	No	Behind	Laptime	No	Behind	Laptime	No	Behind	Laptime
115		1:11.058	115		1:10.527	115		1:10.545	115		1:10.620	115		1:10.803
102	1.721	1:10.580	102	1.816	1:10.622	102	2.498	1:11.227	102	2.966	1:11.088	102	3.196	1:11.033
104	2.526	1:10.694	104	2.830	1:10.831	104	3.281	1:10.996	104	3.242	1:10.581	104	3.484	1:11.045
103	4.059	1:11.343	103	4.599	1:11.067	103	5.007	1:10.953	126	6.099	1:11.553	126	7.147	1:11.851
126	5.397	1:10.944	126	5.342	1:10.472	126	5.166	1:10.369	103	6.575	1:12.188	103	7.378	1:11.606
114	6.614	1:10.992	114	6.787	1:10.700	114	7.437	1:11.195	114	8.401	1:11.584	110	11.108	1:12.829
110	7.729	1:11.315	110	8.053	1:10.851	110	8.794	1:11.286	110	9.082	1:10.908	105	12.243	1:11.346
105	8.575	1:11.321	105	9.461	1:11.413	105	10.714	1:11.798	105	11.700	1:11.606	131	11.839	1:11.208
108	9.413	1:11.413	108	9.957	1:11.071	131	10.450	1:11.428	131	11.434	1:11.604	108	13.415	1:11.724
131	9.041	1:11.221	131	9.567	1:11.053	108	11.343	1:11.931	108	12.494	1:11.771	111	18.337	1:12.243
111	11.884	1:12.095	111	13.316	1:11.959	111	15.197	1:12.426	111	16.897	1:12.320	109	18.541	1:12.131
109	12.306	1:11.623	109	13.574	1:11.795	109	15.350	1:12.321	109	17.213	1:12.483	106	18.843	1:11.558
107	12.425	1:11.872	106	14.209	1:11.150	106	15.585	1:11.921	106	18.088	1:13.123	107	20.003	1:12.509
106	13.586	1:11.803	107	14.040	1:12.142	107	15.924	1:12.429	107	18.297	1:12.993	118	28.647	1:14.240
118	16.659	1:13.049	133	19.669	1:13.185	118	22.647	1:12.331	118	25.210	1:13.183	133	29.071	1:14.651
116	16.991	1:13.164	118	20.861	1:14.729	133	22.533	1:13.409	133	25.223	1:13.310	116	29.364	1:14.292
133	17.011	1:12.857	116	21.348	1:14.884	116	23.929	1:13.126	116	25.875	1:12.566	137	43.093	1:15.606
137	25.501	1:14.579	137	29.302	1:14.328	137	33.921	1:15.164	137	38.290	1:14.989	112	45.228	1:14.016
134	28.907	1:14.590	134	33.491	1:15.111	134	37.921	1:14.975	134	41.923	1:14.622	134	45.501	1:14.381
151	29.159	1:14.557	151	33.861	1:15.229	151	38.085	1:14.769	112	42.015	1:13.847	151	46.261	1:14.681
130	33.792	1:14.910	112	36.614	1:13.219	112	38.788	1:12.719	151	42.383	1:14.918	120	50.150	1:16.018
112	33.922	1:14.262	130	37.521	1:14.256	130	41.270	1:14.294	120	44.935	1:13.980	130	50.611	1:16.635
120	34.334	1:15.239	120	38.264	1:14.457	120	41.575	1:13.856	130	44.779	1:14.129	124	50.823	1:16.203
124	34.588	1:14.331	124	38.798	1:14.737	124	42.780	1:14.527	124	45.423	1:13.263	136	50.980	1:16.022
136	35.120	1:13.761	136	38.992	1:14.399	136	43.155	1:14.708	136	45.761	1:13.226	123	51.733	1:13.608
123	39.215	1:14.024	123	42.320	1:13.632	123	45.665	1:13.890	123	48.928	1:13.883			

Weather / Track : Bright / Dry

Pembrey
Circuit Length = 1.4560 miles.
Start: 17:01 End: 17:18

BookaTrack.com Caterham Graduate Championship

LAP CHART - RACE 16

(contd.)

Lap 11			Lap 12			Lap 13			Lap 14			Lap 15		
No	Behind	Laptime	No	Behind	Laptime	No	Behind	Laptime	No	Behind	Laptime	No	Behind	Laptime
115		1:11.502	115		1:10.734	115		1:11.315	115		1:10.868			
104	3.573	1:11.591	102	4.477	1:11.838	102	5.312	1:12.150	104	6.867	1:12.109			
102	3.373	1:11.679	104	4.903	1:12.064	104	5.626	1:12.038	102	6.716	1:12.272			
126	7.609	1:11.964	103	9.129	1:11.940	126	9.947	1:12.306	126	11.269	1:12.190			
103	7.923	1:12.047	126	8.956	1:12.081	103	10.186	1:12.372	103	11.560	1:12.242			
110	10.966	1:11.360	105	12.482	1:11.172	105	14.598	1:13.431	105	17.063	1:13.333P			
131	11.114	1:10.777	110	12.098	1:11.866	110	14.370	1:13.587	110	16.105	1:12.603			
105	12.044	1:11.303	131	12.274	1:11.894	108	14.691	1:11.994	108	16.594	1:12.771			
108	13.227	1:11.314	108	14.012	1:11.519	131	14.456	1:13.497	131	16.251	1:12.663			
111	19.154	1:12.319	111	21.337	1:12.917	111	22.624	1:12.602	111	24.182	1:12.426			
109	19.389	1:12.350	109	21.388	1:12.733	107	22.825	1:12.299	107	24.327	1:12.370			
107	20.692	1:12.191	106	22.214	1:11.291	106	23.356	1:12.457	106	24.527	1:12.039			
106	21.657	1:14.316	107	21.841	1:11.883	109	23.477	1:13.404	109	25.534	1:12.925			
118	32.414	1:15.269	118	35.575	1:13.895	123	1 LAP	1:53.585P	118	41.095	1:14.260			
116	32.500	1:14.638	116	35.627	1:13.861	118	37.703	1:13.443	133	41.492	1:14.068			
133	33.312	1:15.743	133	36.040	1:13.462	116	37.707	1:13.395	116	41.584	1:14.745			
137	45.023	1:13.432	137	47.632	1:13.343	133	38.292	1:13.567	137	51.993	1:13.697			
112	46.931	1:13.205	112	49.125	1:12.928	137	49.164	1:12.847	112	52.609	1:12.685			
134	48.347	1:14.348	134	52.031	1:14.418	112	50.792	1:12.982	134	58.943	1:14.510			
151	48.586	1:13.827	151	52.128	1:14.276	134	55.301	1:14.585	151	59.059	1:14.493			
120	52.753	1:14.105	120	56.865	1:14.846	151	55.434	1:14.621	136	1:04.852	1:14.232			
130	53.119	1:14.010	130	57.580	1:15.195	120	1:00.037	1:14.487	120	1:05.730	1:16.561			
124	53.735	1:14.414	136	58.141	1:14.873	130	1:01.181	1:14.916	130	1:05.754	1:15.441			
136	54.002	1:14.524	124	1:02.696	1:19.695	136	1:01.488	1:14.662						
123	54.204	1:13.973				124	1:09.938	1:18.557						

Weather / Track : Bright / Dry

Pembrey
Circuit Length = 1.4560 miles.
Start: 17:01 End: 17:18