



Championship Car Races

Oulton Park

24th July 2004



Results Provided by MST Sports Timing Ltd
www.mstworld.com

Caterham Graduate Championship

QUALIFICATION - RACE 1

POS	NO	CL	NAME	NAT	ENTRY	TIME	LAPS	GAP	MPH
1	131		Garry KENNEDY		Caterham Seven	1:45.719	9		75.80
2	143		Paul MANYWEATHERS		Caterham Seven	1:45.722	9	0.003	75.79
3	108		Rob RUSSELL		Caterham Seven	1:45.802	9	0.083	75.74
4	111		Martin OXBOROUGH		Caterham Seven	1:45.833	9	0.114	75.71
5	105		Toby BRIANT		Caterham Seven	1:45.855	9	0.136	75.70
6	115		Andrew ADSHEAD		Caterham Seven	1:46.150	9	0.431	75.49
7	136		Mark GREGORY		Caterham Seven	1:46.491	9	0.772	75.25
8	107		Graeme SMITH		Caterham Seven	1:46.494	9	0.775	75.24
9	122		Russell MELROSE		Caterham Seven	1:46.945	9	1.226	74.93
10	104		Stuart SIMPSON		Caterham Seven	1:47.270	9	1.551	74.70
11	120		David GUY		Caterham Seven	1:48.605	9	2.886	73.78
12	112		Robert DRAPER		Caterham Seven	1:48.964	9	3.245	73.54
13	134		David HEWITT		Caterham Seven	1:49.294	8	3.575	73.32
14	130		Simon BONSER		Caterham Seven	1:49.922	8	4.203	72.90
15	121		Darren GRAINGER		Caterham Seven	1:50.381	8	4.662	72.59
16	133		Sean SOUTHWOOD		Caterham Seven	1:50.477	8	4.758	72.53
17	116		Kim RAYMENT		Caterham Seven	1:51.172	8	5.453	72.08
18	117		Sheila MARSHALL		Caterham Seven	1:51.915	8	6.196	71.60
19	137		Paul HARBACH		Caterham Seven	1:52.208	8	6.489	71.41
20	139		Andrew FLETCHER		Caterham Seven	1:53.813	8	8.094	70.41
21	140		John PENNINGTON		Caterham Seven	1:55.671	8	9.952	69.27

Weather / Track Overcast / Dry

These results are provisional until the conclusion of any judicial and technical matters.

Oulton Park
Circuit Length = 2.2260 miles.
Start: 09:00 End: 09:15

Clerk of Course:	Stewards:	Timekeeper:
------------------	-----------	-------------

Caterham Graduate Championship LAP ANALYSIS - RACE 1

104	Stuart SIMPSON	Caterham Seven
1 -	3:23.417	6 - 1:48.326
2 -	1:48.006	7 - 1:47.376
3 -	1:47.745	8 - 1:47.992
4 -	1:47.270	9 - 1:49.844
5 -	1:47.748	
105	Toby BRIANT	Caterham Seven
1 -	3:20.343	6 - 1:46.458
2 -	1:47.312	7 - 1:49.628
3 -	1:47.096	8 - 1:45.855
4 -	1:47.171	9 - 1:46.141
5 -	1:47.574	
107	Graeme SMITH	Caterham Seven
1 -	3:20.019	6 - 1:46.494
2 -	1:48.917	7 - 1:47.704
3 -	1:48.105	8 - 1:47.149
4 -	1:46.784	9 - 1:47.385
5 -	1:46.996	
108	Rob RUSSELL	Caterham Seven
1 -	3:26.269	6 - 1:46.639
2 -	1:47.359	7 - 1:46.139
3 -	1:45.931	8 - 1:45.802
4 -	1:49.642	9 - 1:47.030
5 -	1:45.937	
111	Martin OXBOROUGH	Caterham Seven
1 -	3:18.656	6 - 1:47.360
2 -	1:50.448	7 - 1:47.252
3 -	1:48.613	8 - 1:46.360
4 -	1:47.195	9 - 1:45.833
5 -	1:47.130	
112	Robert DRAPER	Caterham Seven
1 -	3:31.500	6 - 1:51.494
2 -	1:50.040	7 - 1:49.436
3 -	1:49.492	8 - 1:51.332
4 -	1:50.423	9 - 1:48.964
5 -	1:51.133	
115	Andrew ADSHEAD	Caterham Seven
1 -	3:17.949	6 - 1:46.779
2 -	1:48.767	7 - 1:48.146
3 -	1:48.305	8 - 1:46.544
4 -	1:47.017	9 - 1:46.150
5 -	1:47.581	

Caterham Graduate Championship

LAP ANALYSIS - RACE 1

(contd.)

116	Kim RAYMENT	Caterham Seven
1 - 3:51.343	6 - 1:51.172	
2 - 2:03.204	7 - 1:52.106	
3 - 1:55.920	8 - 1:51.701	
4 - 1:54.042		
5 - 1:53.180		
117	Sheila MARSHALL	Caterham Seven
1 - 3:49.422	6 - 1:51.915	
2 - 1:57.573	7 - 1:52.008	
3 - 1:53.651	8 - 1:52.334	
4 - 1:52.413		
5 - 1:52.540		
120	David GUY	Caterham Seven
1 - 3:32.840	6 - 1:49.986	
2 - 1:50.587	7 - 1:49.415	
3 - 1:49.165	8 - 1:49.172	
4 - 1:48.998	9 - 1:48.605	
5 - 1:51.396		
121	Darren GRAINGER	Caterham Seven
1 - 3:52.774	6 - 1:56.505	
2 - 1:55.456	7 - 1:50.385	
3 - 1:52.828	8 - 1:50.381	
4 - 1:52.507		
5 - 1:52.427		
122	Russell MELROSE	Caterham Seven
1 - 3:41.334	6 - 1:49.100	
2 - 1:48.084	7 - 1:47.938	
3 - 1:47.743	8 - 1:46.945	
4 - 1:47.278	9 - 1:47.327	
5 - 1:49.383		
130	Simon BONSER	Caterham Seven
1 - 3:42.829	6 - 1:51.436	
2 - 1:51.446	7 - 1:50.542	
3 - 1:50.272	8 - 1:49.922	
4 - 1:50.412		
5 - 1:51.022		
131	Garry KENNEDY	Caterham Seven
1 - 3:20.893	6 - 1:46.397	
2 - 1:48.741	7 - 1:47.478	
3 - 1:47.616	8 - 1:46.331	
4 - 1:45.719	9 - 1:47.871	
5 - 1:47.419		

Caterham Graduate Championship

LAP ANALYSIS - RACE 1


(contd.)

133	Sean SOUTHWOOD	Caterham Seven
1 - 3:27.923	6 - 1:50.477	
2 - 1:51.460	7 - 1:50.765	
3 - 1:52.090	8 - 1:57.636	
4 - 1:51.146		
5 - 1:50.870		
134	David HEWITT	Caterham Seven
1 - 3:28.564	6 - 1:50.799	
2 - 1:51.849	7 - 1:50.141	
3 - 1:50.265	8 - 1:49.294	
4 - 1:50.502		
5 - 2:09.468		
136	Mark GREGORY	Caterham Seven
1 - 3:23.912	6 - 1:46.940	
2 - 1:51.274	7 - 1:46.851	
3 - 1:49.362	8 - 1:46.491	
4 - 1:47.721	9 - 1:58.595	
5 - 1:46.880		
137	Paul HARBACH	Caterham Seven
1 - 3:34.675	6 - 1:53.029	
2 - 1:53.647	7 - 1:52.208	
3 - 1:54.148	8 - 1:52.882	
4 - 1:53.695		
5 - 1:55.115		
139	Andrew FLETCHER	Caterham Seven
1 - 3:37.293	6 - 1:55.933	
2 - 1:55.303	7 - 1:55.110	
3 - 1:53.813	8 - 1:55.019	
4 - 1:54.064		
5 - 1:57.203		
140	John PENNINGTON	Caterham Seven
1 - 3:52.476	6 - 1:56.354	
2 - 2:01.847	7 - 1:55.671	
3 - 1:59.051	8 - 1:55.758	
4 - 1:56.862		
5 - 1:57.923		
143	Paul MANYWEATHERS	Caterham Seven
1 - 3:20.423	6 - 1:46.293	
2 - 1:48.852	7 - 1:47.600	
3 - 1:47.551	8 - 1:46.998	
4 - 1:45.722	9 - 1:47.312	
5 - 1:47.382		

Caterham Graduate Championship

GRID - Race 1

ROW 11	1:55.671	140	PENNINGTON				
ROW 10		1:52.208	137	HARBACH	1:53.813	139	FLETCHER
ROW 9	1:51.172	116	RAYMENT	1:51.915	117	MARSHALL	
ROW 8		1:50.381	121	GRAINGER	1:50.477	133	SOUTHWOOD
ROW 7	1:49.294	134	HEWITT	1:49.922	130	BONSER	
ROW 6		1:48.605	120	GUY	1:48.964	112	DRAPER
ROW 5	1:46.945	122	MELROSE	1:47.270	104	SIMPSON	
ROW 4		1:46.491	136	GREGORY	1:46.494	107	SMITH
ROW 3	1:45.855	105	BRIANT	1:46.150	115	ADSHEAD	
ROW 2		1:45.802	108	RUSSELL	1:45.833	111	OXBOROUGH
ROW 1	1:45.719	131	KENNEDY	1:45.722	143	MANYWEATHERS	
POLE							



Weather / Track Overcast / Dry
These results are provisional until the conclusion of any judicial and technical matters.

Oulton Park
 Circuit Length = 2.2260 miles.
 Start: 09:00 End: 09:15

Clerk of Course:	Stewards:	Timekeeper:
------------------	-----------	-------------

Caterham Graduate Championship

RACE CLASSIFICATION - RACE 1

POS	NO	CL	NAME	NAT	ENTRY	TIME	LAPS	GAP	MPH	BEST
1	105		Toby BRIANT		Caterham Seven	17:53.360	10		74.65	1:45.655
2	115		Andrew ADSHEAD		Caterham Seven	17:53.546	10	0.186	74.64	1:45.102
3	131		Garry KENNEDY		Caterham Seven	17:53.686	10	0.326	74.63	1:45.814
4	108		Rob RUSSELL		Caterham Seven	17:53.930	10	0.570	74.61	1:45.913
5	143		Paul MANYWEATHERS		Caterham Seven	17:54.569	10	1.209	74.57	1:45.326
6	107		Graeme SMITH		Caterham Seven	18:11.193	10	17.833	73.43	1:47.672
7	136		Mark GREGORY		Caterham Seven	18:16.689	10	23.329	73.07	1:48.155
8	120		David GUY		Caterham Seven	18:19.179	10	25.819	72.90	1:48.319
9	104		Stuart SIMPSON		Caterham Seven	18:19.434	10	26.074	72.88	1:48.074
10	122		Russell MELROSE		Caterham Seven	18:30.739	10	37.379	72.14	1:47.568
11	130		Simon BONSER		Caterham Seven	18:36.214	10	42.854	71.79	1:49.668
12	116		Kim RAYMENT		Caterham Seven	18:38.326	10	44.966	71.65	1:49.302
13	117		Sheila MARSHALL		Caterham Seven	18:39.441	10	46.081	71.58	1:49.039
14	112		Robert DRAPER		Caterham Seven	18:40.309	10	46.949	71.53	1:48.139
15	121		Darren GRAINGER		Caterham Seven	18:40.768	10	47.408	71.50	1:49.006
16	140		John PENNINGTON		Caterham Seven	18:55.008	10	1:01.648	70.60	1:51.224
17	137		Paul HARBACH		Caterham Seven	18:57.379	10	1:04.019	70.45	1:51.286
18	133		Sean SOUTHWOOD		Caterham Seven	19:37.796	10	1:44.436	68.03	1:49.998
NOT CLASSIFIED										
111			Martin OXBOROUGH		Caterham Seven	12:35.178	7	D.N.F.	74.28	1:46.423
134			David HEWITT		Caterham Seven		0	D.N.F.	N/A	
139			Andrew FLETCHER		Caterham Seven		0	D.N.F.	N/A	
FASTEST LAP										
115			Andrew ADSHEAD		Caterham Seven	1:45.102	4	76.24mph		122.70kph

Weather / Track Overcast / Dry

These results are provisional until the conclusion of any judicial and technical matters.

Oulton Park
Circuit Length = 2.2260 miles.
Start: 12:59 End: 13:17

Clerk of Course:	Stewards:	Timekeeper:

Caterham Graduate Championship

LAP CHART - RACE 1

Lap 1			Lap 2			Lap 3			Lap 4			Lap 5		
No	Behind	Laptime	No	Behind	Laptime	No	Behind	Laptime	No	Behind	Laptime	No	Behind	Laptime
131		1:52.843	131		1:47.167	131		1:46.416	131		1:46.478	131		1:46.369
108	0.297	1:53.140	108	0.987	1:47.857	108	0.629	1:46.058	108	0.291	1:46.140	105	0.330	1:45.673
111	0.833	1:53.676	111	1.679	1:48.013	105	1.022	1:45.655	105	1.026	1:46.482	108	0.777	1:46.855
105	1.011	1:53.854	105	1.783	1:47.939	111	2.765	1:47.502	115	1.408	1:45.102	115	1.100	1:46.061
143	1.725	1:54.568	115	2.487	1:47.778	115	2.784	1:46.713	111	2.836	1:46.549	111	2.923	1:46.456
115	1.876	1:54.719	143	3.353	1:48.795	143	3.417	1:46.480	143	4.843	1:47.904	143	4.889	1:46.415
136	3.806	1:56.649	136	5.657	1:49.018	107	7.199	1:47.672	107	8.627	1:47.906	107	10.208	1:47.950
122	3.978	1:56.821	107	5.943	1:49.052	136	8.417	1:49.176	112	11.005	1:48.883	136	13.301	1:48.155
107	4.058	1:56.901	112	6.877	1:48.581	112	8.600	1:48.139	136	11.515	1:49.576	112	14.158	1:49.522
120	4.885	1:57.728	120	7.461	1:49.743	120	9.382	1:48.337	120	11.837	1:48.933	120	14.700	1:49.232
112	5.463	1:58.306	104	8.041	1:48.896	104	9.699	1:48.074	104	12.222	1:49.001	104	14.921	1:49.068
104	6.312	1:59.155	130	12.703	1:50.795	133	17.046	1:50.301	133	20.973	1:50.405	133	24.626	1:50.022
133	7.642	2:00.485	133	13.161	1:52.686	130	17.615	1:51.328	130	21.568	1:50.431	130	24.875	1:49.676
121	9.007	2:01.850	116	15.662	1:53.257	116	20.471	1:51.225	116	24.285	1:50.292	116	28.209	1:50.293
130	9.075	2:01.918	121	15.945	1:54.105	121	20.867	1:51.338	117	25.532	1:50.528	122	29.231	1:48.716
116	9.572	2:02.415	117	17.005	1:53.780	117	21.482	1:50.893	121	26.046	1:51.657	117	30.257	1:51.094
117	10.392	2:03.235	137	18.061	1:53.283	137	24.705	1:53.060	122	26.884	1:48.278	121	31.130	1:51.453
137	11.945	2:04.788	140	18.271	1:53.248	140	24.987	1:53.132	140	31.645	1:53.136	140	37.263	1:51.987
140	12.190	2:05.033	122	21.655	2:04.844	122	25.084	1:49.845	137	32.507	1:54.280	137	37.505	1:51.367

Weather / Track Overcast / Dry

These results are provisional until the conclusion of any judicial and technical matters.

Oulton Park
Circuit Length = 2.2260 miles.
Start: 12:59 End: 13:17

Clerk of Course:	Stewards:	Timekeeper:
------------------	-----------	-------------

BARC Westfield Sportscar Championship iaw Avon T QUALIFYING SESSION - RACE 2

POS	NO	CL	NAME	NAT	ENTRY	TIME	LAPS	GAP	MPH
1	3		Keith SCARFE		Westfield SEi Zetec	1:35.412	8		83.98
2	2		Bill LANCASHIRE		Westfield SEi Zetec	1:36.634	9	1.222	82.92
3	17		Phillip HOYLAND		Westfield	1:36.999	8	1.587	82.61
4	29		Alexander WILKINSON		Westfield SEi Zetec	1:37.154	8	1.742	82.48
5	13		Quentin LAITHWAITE		Westfield SEi Zetec	1:37.205	8	1.793	82.44
6	4		Nick FLOWERS		Westfield SEi Zetec	1:37.421	8	2.009	82.25
7	6		Chris DAVISON		Westfield SEi	1:37.532	8	2.120	82.16
8	21		Andy MOWBRAY		Westfield SE Zetec	1:38.516	8	3.104	81.34
9	31		Oliver CRAWFORD		Westfield SEi Zetec	1:38.797	8	3.385	81.11
10	18		Michael ELLIS		Westfield SE	1:38.906	8	3.494	81.02
11	5		Stephen HALL		Westfield SEi Zetec	1:38.974	8	3.562	80.96
12	42		Brian SMALL		Westfield SEi Zetec	1:40.305	8	4.893	79.89
13	14		Richard KERSHAW		Westfield SEi Zetec	1:40.334	8	4.922	79.86
14	69		Jeff DAVIES		Westfield SEi Zetec	1:40.351	3	4.939	79.85
15	9		Derek BROOKS		Westfield SEi Zetec	1:40.407	8	4.995	79.81
16	11		Peter CHATTIN		Westfield SEi Zetec	1:40.993	8	5.581	79.34
17	8		Paul ROUND		Westfield SEi Zetec	1:42.295	8	6.883	78.33
18	71		Martin GARTSIDE		Westfield SEi Zetec	1:42.809	8	7.397	77.94
19	25		Jon MORTON		Westfield SEi Zetec	1:43.233	8	7.821	77.62
20	22		Paul TABERNER		Westfield SE Zetec	1:43.408	8	7.996	77.49
21	19		Ian TREVOR		Westfield SEi Zetec	1:47.036	8	11.624	74.86
22	38		Richard H-BISHOP		Westfield	1:58.050	6	22.638	67.88

Weather / Track Overcast / Dry

These results are provisional until the conclusion of any judicial and technical matters.

Oulton Park
Circuit Length = 2.2260 miles.
Start: 09:20 End: 09:44

Clerk of Course:	Stewards:	Timekeeper:
------------------	-----------	-------------

BARC Westfield Sportscar Championship iaw Avon T LAP ANALYSIS - RACE 2

2	Bill LANCASHIRE	Westfield SEi Zetec
1 -	4:23.266	6 - 1:38.273
2 -	1:40.277	7 - 1:39.701
3 -	1:37.745	8 - 1:37.945
4 -	1:37.162	9 - 1:36.634
5 -	X:00.000	
3	Keith SCARFE	Westfield SEi Zetec
1 -	4:39.499	6 - 1:35.709
2 -	1:41.628	7 - 1:39.408
3 -	1:37.588	8 - 1:35.412
4 -	X:00.000	
5 -	1:36.276	
4	Nick FLOWERS	Westfield SEi Zetec
1 -	4:31.209	6 - 1:38.138
2 -	1:43.700	7 - 1:38.674
3 -	1:39.009	8 - 1:37.421
4 -	X:00.000	
5 -	1:37.684	
5	Stephen HALL	Westfield SEi Zetec
1 -	4:43.697	6 - 1:38.983
2 -	1:43.593	7 - 1:38.974
3 -	1:39.704	8 - 1:39.274
4 -	X:00.000	
5 -	1:39.686	
6	Chris DAVISON	Westfield SEi
1 -	4:25.064	6 - 1:37.898
2 -	1:41.647	7 - 1:41.230
3 -	1:39.632	8 - 1:37.532
4 -	X:00.000	
5 -	1:38.548	
8	Paul ROUND	Westfield SEi Zetec
1 -	4:50.003	6 - 1:42.295
2 -	1:47.551	7 - 1:44.150
3 -	1:49.013	8 - 1:42.729
4 -	X:00.000	
5 -	1:44.172	

Weather / Track Overcast / Dry

These results are provisional until the conclusion of any judicial and technical matters.

Oulton Park
Circuit Length = 2.2260 miles.
Start: 09:20 End: 09:44

Clerk of Course:	Stewards:	Timekeeper:
------------------	-----------	-------------

BARC Westfield Sportscar Championship iaw Avon T LAP ANALYSIS - RACE 2

(contd.)

9	Derek BROOKS	Westfield SEi Zetec
1 -	4:40.244	6 - 1:47.193
2 -	1:45.336	7 - 1:42.234
3 -	1:40.407	8 - 1:40.728
4 -	X:00.000	
5 -	1:45.418	
11	Peter CHATTIN	Westfield SEi Zetec
1 -	4:47.285	6 - 1:40.993
2 -	1:42.059	7 - 1:41.956
3 -	1:54.157	8 - 1:41.247
4 -	X:00.000	
5 -	1:41.617	
13	Quentin LAITHWAITE	Westfield SEi Zetec
1 -	4:29.881	6 - 1:39.651
2 -	1:39.902	7 - 1:37.217
3 -	1:38.429	8 - 1:37.205
4 -	X:00.000	
5 -	1:40.062	
14	Richard KERSHAW	Westfield SEi Zetec
1 -	4:27.274	6 - 1:40.813
2 -	1:43.425	7 - 1:40.334
3 -	1:41.912	8 - 1:41.796
4 -	X:00.000	
5 -	2:04.078	
17	Phillip HOYLAND	Westfield
1 -	4:35.373	6 - 1:38.039
2 -	1:43.702	7 - 1:36.999
3 -	1:39.549	8 - 1:37.370
4 -	X:00.000	
5 -	1:39.743	
18	Michael ELLIS	Westfield SE
1 -	4:50.254	6 - 1:39.215
2 -	1:47.555	7 - 1:38.906
3 -	1:48.931	8 - 1:42.573
4 -	X:00.000	
5 -	1:53.502	

Weather / Track Overcast / Dry

These results are provisional until the conclusion of any judicial and technical matters.

Oulton Park
Circuit Length = 2.2260 miles.
Start: 09:20 End: 09:44

Clerk of Course:	Stewards:	Timekeeper:
------------------	-----------	-------------

BARC Westfield Sportscar Championship iaw Avon T LAP ANALYSIS - RACE 2

(contd.)

19	Ian TREVOR	Westfield SEi Zetec
1 - 4:35.125	6 - 1:48.119	
2 - 1:53.551	7 - 1:47.769	
3 - 1:49.641	8 - 1:47.036	
4 - X:00.000		
5 - 1:51.764		
21	Andy MOWBRAY	Westfield SE Zetec
1 - 4:30.713	6 - 1:39.851	
2 - 1:44.509	7 - 1:38.813	
3 - 1:40.348	8 - 1:38.516	
4 - X:00.000		
5 - 1:40.910		
22	Paul TABERNER	Westfield SE Zetec
1 - 4:47.627	6 - 1:45.879	
2 - 1:49.719	7 - 1:43.408	
3 - 1:52.384	8 - 1:43.518	
4 - X:00.000		
5 - 1:45.241		
25	Jon MORTON	Westfield SEi Zetec
1 - 4:32.888	6 - 1:46.640	
2 - 1:47.627	7 - 1:44.017	
3 - 1:44.486	8 - 1:43.233	
4 - X:00.000		
5 - 1:45.112		
29	Alexander WILKINSON	Westfield SEi Zetec
1 - 4:24.421	6 - 1:40.103	
2 - 1:41.548	7 - 1:37.382	
3 - 1:39.725	8 - 1:37.154	
4 - X:00.000		
5 - 1:40.619		
31	Oliver CRAWFORD	Westfield SEi Zetec
1 - 4:36.099	6 - 1:38.950	
2 - 1:48.055	7 - 1:39.272	
3 - 1:38.937	8 - 1:38.797	
4 - X:00.000		
5 - 1:40.023		

Weather / Track Overcast / Dry

These results are provisional until the conclusion of any judicial and technical matters.

Oulton Park
Circuit Length = 2.2260 miles.
Start: 09:20 End: 09:44

Clerk of Course:	Stewards:	Timekeeper:
------------------	-----------	-------------

BARC Westfield Sportscar Championship iaw Avon T LAP ANALYSIS - RACE 2

(contd.)

38	Richard H-BISHOP	Westfield
1 -	5:28.891	6 - 1:58.375
2 -	2:15.209	
3 -	X:00.000	
4 -	2:00.771	
5 -	1:58.050	
42	Brian SMALL	Westfield SEi Zetec
1 -	4:23.195	6 - 1:40.668
2 -	1:46.042	7 - 1:40.942
3 -	1:42.986	8 - 1:40.305
4 -	X:00.000	
5 -	1:41.745	
69	Jeff DAVIES	Westfield SEi Zetec
1 -	4:44.067	
2 -	1:43.533	
3 -	1:40.351	
71	Martin GARTSIDE	Westfield SEi Zetec
1 -	4:38.239	6 - 1:47.175
2 -	1:48.229	7 - 1:44.295
3 -	1:44.059	8 - 1:42.809
4 -	X:00.000	
5 -	1:43.024	

Weather / Track Overcast / Dry

These results are provisional until the conclusion of any judicial and technical matters.

Oulton Park
Circuit Length = 2.2260 miles.
Start: 09:20 End: 09:44

Clerk of Course:	Stewards:	Timekeeper:
------------------	-----------	-------------

Caterham Graduate Championship

LAP CHART - RACE 1

(contd.)

Lap 6			Lap 7			Lap 8			Lap 9			Lap 10		
No	Behind	Laptime	No	Behind	Laptime	No	Behind	Laptime	No	Behind	Laptime	No	Behind	Laptime
105		1:46.949	105		1:46.521	105		1:46.675	105		1:46.602	105		1:47.010
131	0.118	1:47.397	131	0.974	1:47.377	131	0.113	1:45.814	131	0.106	1:46.595	115	0.186	1:46.735
108	0.762	1:47.264	115	1.370	1:47.016	115	0.452	1:45.757	115	0.461	1:46.611	131	0.326	1:47.230
115	0.875	1:47.054	108	1.990	1:47.749	108	1.228	1:45.913	108	0.829	1:46.203	108	0.570	1:46.751
111	2.067	1:46.423	111	2.105	1:46.559	143	3.284	1:47.627	143	2.893	1:46.211	143	1.209	1:45.326
143	3.244	1:45.634	143	2.332	1:45.609	107	14.183	1:48.535	107	15.943	1:48.362	107	17.833	1:48.900
107	10.794	1:47.865	107	12.323	1:48.050	136	18.940	1:49.479	136	20.964	1:48.626	136	23.329	1:49.375
136	14.195	1:48.173	136	16.136	1:48.462	120	21.368	1:49.492	120	24.150	1:49.384	120	25.819	1:48.679
120	15.740	1:48.319	120	18.551	1:49.332	112	21.729	1:48.923	104	24.374	1:48.138	104	26.074	1:48.710
112	16.093	1:49.214	112	19.481	1:49.909	104	22.838	1:48.526	122	36.686	1:49.497	122	37.379	1:47.703
104	16.603	1:48.961	104	20.987	1:50.905	122	33.791	1:49.132	130	39.827	1:49.668	130	42.854	1:50.037
130	28.273	1:50.677	122	31.334	1:48.335	130	36.761	1:51.367	133	40.482	1:49.998	116	44.966	1:49.724
133	28.625	1:51.278	130	32.069	1:50.317	133	37.086	1:51.463	116	42.252	1:50.948	117	46.081	1:50.534
122	29.520	1:47.568	133	32.298	1:50.194	116	37.906	1:50.670	117	42.557	1:50.749	112	46.949	1:49.092
116	31.130	1:50.200	116	33.911	1:49.302	117	38.410	1:50.319	121	42.913	1:50.820	121	47.408	1:51.505
117	32.248	1:49.270	117	34.766	1:49.039	121	38.695	1:49.953	112	44.867	2:09.740	140	1:01.648	1:51.979
121	32.857	1:49.006	121	35.417	1:49.081	140	51.659	1:51.224	140	56.679	1:51.622	137	1:04.019	1:52.320
140	42.389	1:52.405	140	47.110	1:51.242	137	53.883	1:52.717	137	58.709	1:51.428	133	1:44.436	2:50.964
137	43.076	1:52.850	137	47.841	1:51.286									

Weather / Track Overcast / Dry


These results are provisional until the conclusion of any judicial and technical matters.

Oulton Park
Circuit Length = 2.2260 miles.
Start: 12:59 End: 13:17

Clerk of Course:	Stewards:	Timekeeper:
------------------	-----------	-------------

BARC Westfield Sportscar Championship iaw Avon T GRID RACE 2

ROW 11	1:47.036 19 TREVOR	1:58.050 38 H-BISHOP
ROW 10	1:43.233 25 MORTON	1:43.408 22 TABERNER
ROW 9	1:42.295 8 ROUND	1:42.809 71 GARTSIDE
ROW 8	1:40.407 9 BROOKS	1:40.993 11 CHATTIN
ROW 7	1:40.334 14 KERSHAW	1:40.351 69 DAVIES
ROW 6	1:38.974 5 HALL	1:40.305 42 SMALL
ROW 5	1:38.797 31 CRAWFORD	1:38.906 18 ELLIS
ROW 4	1:37.532 6 DAVISON	1:38.516 21 MOWBRAY
ROW 3	1:37.205 13 LAITHWAITE	1:37.421 4 FLOWERS
ROW 2	1:36.999 17 HOYLAND	1:37.154 29 WILKINSON
ROW 1	1:35.412 3 SCARFE	1:36.634 2 LANCASHIRE
POLE		



Weather / Track Overcast / Dry
 These results are provisional until the conclusion of any judicial and technical matters.

Oulton Park
 Circuit Length = 2.2260 miles.
 Start: 09:20 End: 09:44

Clerk of Course:	Stewards:	Timekeeper:
------------------	-----------	-------------

BARC Westfield Sportscar Championship iaw Avon T RACE CLASSIFICATION - RACE 2

POS	NO	CL	NAME	NAT	ENTRY	TIME	LAPS	GAP	MPH	BEST
1	3		Keith SCARFE		Westfield SEi Zetec	16:12.304	10		82.41	1:35.879
2	2		Bill LANCASHIRE		Westfield SEi Zetec	16:12.430	10	0.126	82.40	1:35.694
3	4		Nick FLOWERS		Westfield SEi Zetec	16:15.761	10	3.457	82.12	1:35.941
4	29		Alexander WILKINSON		Westfield SEi Zetec	16:16.032	10	3.728	82.10	1:35.842
5	6		Chris DAVISON		Westfield SEi	16:16.688	10	4.384	82.04	1:35.993
6	13		Quentin LAITHWAITE		Westfield SEi Zetec	16:22.971	10	10.667	81.52	1:36.755
7	31		Oliver CRAWFORD		Westfield SEi Zetec	16:31.903	10	19.599	80.79	1:37.945
8	5		Stephen HALL		Westfield SEi Zetec	16:33.601	10	21.297	80.65	1:37.377
9	18		Michael ELLIS		Westfield SE	16:42.899	10	30.595	79.90	1:38.314
10	11		Peter CHATTIN		Westfield SEi Zetec	16:48.557	10	36.253	79.45	1:38.875
11	42		Brian SMALL		Westfield SEi Zetec	16:52.049	10	39.745	79.18	1:38.449
12	21		Andy MOWBRAY		Westfield SE Zetec	16:53.052	10	40.748	79.10	1:38.500
13	9		Derek BROOKS		Westfield SEi Zetec	16:53.224	10	40.920	79.09	1:37.939
14	8		Paul ROUND		Westfield SEi Zetec	17:02.775	10	50.471	78.35	1:40.364
15	71		Martin GARTSIDE		Westfield SEi Zetec	17:03.078	10	50.774	78.32	1:39.563
16	14		Richard KERSHAW		Westfield SEi Zetec	17:08.179	10	55.875	77.94	1:38.603
17	22		Paul TABERNER		Westfield SE Zetec	17:31.449	10	1:19.145	76.21	1:41.909
18	25		Jon MORTON		Westfield SEi Zetec	17:34.237	10	1:21.933	76.01	1:42.715
19	19		Ian TREVOR		Westfield SEi Zetec	16:46.481	9	1 LAP	71.65	1:49.605
20	38		Richard H-BISHOP		Westfield	17:29.221	9	1 LAP	68.73	1:51.361
NOT CLASSIFIED										
17			Phillip HOYLAND		Westfield SE	4:59.052	3	D.N.F.	80.39	1:36.979
FASTEST LAP										
2			Bill LANCASHIRE		Westfield SEi Zetec	1:35.694	9	83.74mph		134.76kph

Weather / Track Overcast / Dry

These results are provisional until the conclusion of any judicial and technical matters.

Oulton Park
Circuit Length = 2.2260 miles.
Start: 13:31 End: 13:48

Clerk of Course:	Stewards:	Timekeeper:

BARC Westfield Sportscar Championship iaw Avon T LAP CHART - RACE 2

Lap 1			Lap 2			Lap 3			Lap 4			Lap 5		
No	Behind	Laptime	No	Behind	Laptime	No	Behind	Laptime	No	Behind	Laptime	No	Behind	Laptime
2		1:42.537	2		1:36.913	2		1:36.793	2		1:36.961	2		1:37.469
3	0.226	1:42.763	3	0.130	1:36.817	3	0.315	1:36.978	3	0.238	1:36.884	3	0.367	1:37.598
29	1.403	1:43.940	29	1.973	1:37.483	17	2.809	1:36.979	29	3.986	1:38.044	29	3.938	1:37.421
17	1.721	1:44.258	17	2.623	1:37.815	29	2.903	1:37.723	4	5.115	1:38.751	4	4.124	1:36.478
13	2.392	1:44.929	13	3.286	1:37.807	4	3.325	1:36.654	6	5.695	1:38.334	6	4.693	1:36.467
4	2.650	1:45.187	4	3.464	1:37.727	6	4.322	1:37.214	13	6.881	1:38.666	13	6.407	1:36.995
6	3.002	1:45.539	6	3.901	1:37.812	13	5.176	1:38.683	31	7.742	1:38.465	31	8.617	1:38.344
31	4.032	1:46.569	31	5.086	1:37.967	31	6.238	1:37.945	5	10.998	1:39.109	5	11.608	1:38.079
21	5.049	1:47.586	21	6.670	1:38.534	5	8.850	1:38.308	18	11.495	1:38.314	18	12.995	1:38.969
18	5.329	1:47.866	5	7.335	1:38.393	18	10.142	1:38.933	11	17.653	1:41.454	11	20.016	1:39.832
5	5.855	1:48.392	18	8.002	1:39.586	14	12.950	1:40.070	14	18.080	1:42.091	14	20.608	1:39.997
14	6.656	1:49.193	14	9.673	1:39.930	11	13.160	1:39.150	42	21.630	1:41.807	42	24.727	1:40.566
11	8.090	1:50.627	11	10.803	1:39.626	42	16.784	1:40.552	9	21.810	1:41.702	9	24.882	1:40.541
42	8.558	1:51.095	42	13.025	1:41.380	9	17.069	1:40.407	21	22.173	1:41.381	21	25.180	1:40.476
9	8.780	1:51.317	9	13.455	1:41.588	21	17.753	1:47.876	8	22.802	1:41.208	8	25.742	1:40.409
8	9.813	1:52.350	8	14.060	1:41.160	8	18.555	1:41.288	71	25.207	1:42.344	71	28.647	1:40.909
71	10.872	1:53.409	71	15.246	1:41.287	71	19.824	1:41.371	25	37.671	1:46.787	25	45.738	1:45.536
25	12.038	1:54.575	25	19.499	1:44.374	25	27.845	1:45.139	22	37.905	1:46.927	22	45.897	1:45.461
22	13.101	1:55.638	22	20.675	1:44.487	22	27.939	1:44.057	19	57.866	1:52.237	19	1:11.971	1:51.574
19	16.426	1:58.963	19	29.118	1:49.605	19	42.590	1:50.265	38	1:18.667	1:56.288			
38	24.729	2:07.266	38	42.508	1:54.692	38	59.340	1:53.625						

Weather / Track Overcast / Dry

These results are provisional until the conclusion of any judicial and technical matters.

Oulton Park
Circuit Length = 2.2260 miles.
Start: 13:31 End: 13:48

Clerk of Course:	Stewards:	Timekeeper:
------------------	-----------	-------------

BARC Westfield Sportscar Championship iaw Avon T LAP CHART - RACE 2

(contd.)

Lap 6			Lap 7			Lap 8			Lap 9			Lap 10		
No	Behind	Laptime	No	Behind	Laptime	No	Behind	Laptime	No	Behind	Laptime	No	Behind	Laptime
2		1:36.667	2		1:36.688	3		1:36.138	3		1:35.879	3		1:35.973
3	0.064	1:36.364	3	0.286	1:36.910	2	0.461	1:36.885	2	0.276	1:35.694	2	0.126	1:35.823
38	1 LAP	1:55.599	4	3.447	1:36.243	4	3.002	1:35.979	4	3.489	1:36.366	4	3.457	1:35.941
4	3.892	1:36.435	29	3.829	1:36.366	29	3.428	1:36.023	29	3.859	1:36.310	29	3.728	1:35.842
29	4.151	1:36.880	6	4.446	1:36.611	6	4.056	1:36.034	6	4.364	1:36.187	6	4.384	1:35.993
6	4.523	1:36.497	13	7.835	1:37.910	19	1 LAP	1:52.609	13	9.537	1:36.755	13	10.667	1:37.103
13	6.613	1:36.873	31	13.466	1:39.145	13	8.661	1:37.250	31	17.603	1:38.355	31	19.599	1:37.969
31	11.009	1:39.059	5	14.408	1:38.131	31	15.127	1:38.085	5	18.136	1:38.654	5	21.297	1:39.134
5	12.965	1:38.024	18	19.625	1:40.705	5	15.361	1:37.377	19	1 LAP	1:50.957	18	30.595	1:39.339
18	15.608	1:39.280	38	1 LAP	1:58.128	18	23.167	1:39.966	18	27.229	1:39.941	19	1 LAP	1:49.804
11	24.150	1:40.801	11	26.741	1:39.279	11	30.059	1:39.742	11	33.055	1:38.875	11	36.253	1:39.171
42	28.191	1:40.131	42	30.988	1:39.485	42	34.394	1:39.830	42	37.269	1:38.754	42	39.745	1:38.449
21	28.418	1:39.905	21	31.692	1:39.962	9	34.605	1:39.054	21	38.221	1:38.619	21	40.748	1:38.500
9	28.784	1:40.569	9	31.975	1:39.879	21	35.481	1:40.213	9	38.954	1:40.228	9	40.920	1:37.939
8	30.185	1:41.110	14	32.320	1:38.603	14	35.704	1:39.808	8	43.718	1:40.364	8	50.471	1:42.726
14	30.405	1:46.464	8	34.194	1:40.697	8	39.233	1:41.463	71	44.398	1:40.428	71	50.774	1:42.349
71	32.288	1:40.308	71	35.163	1:39.563	71	39.849	1:41.110	14	50.626	1:50.801	14	55.875	1:41.222
22	54.657	1:45.427	22	1:00.424	1:42.455	38	1 LAP	1:59.723	38	1 LAP	1:52.539	38	1 LAP	1:51.361
25	54.790	1:45.719	25	1:01.259	1:43.157	22	1:06.252	1:42.252	22	1:12.282	1:41.909	22	1:19.145	1:42.836
19	1:25.771	1:50.467				25	1:07.853	1:43.018	25	1:14.689	1:42.715	25	1:21.933	1:43.217

Weather / Track Overcast / Dry

These results are provisional until the conclusion of any judicial and technical matters.

Oulton Park
Circuit Length = 2.2260 miles.
Start: 13:31 End: 13:48

Clerk of Course:	Stewards:	Timekeeper:
------------------	-----------	-------------

Caterham Graduate Championship - Super Graduate QUALIFYING SESSION - RACE 3

POS	NO	CL	NAME	NAT	ENTRY	TIME	LAPS	GAP	MPH
1	66		Matthew GILLBANKS		Caterham Seven	1:41.906	7		78.63
2	59		Nick HARYETT		Caterham Seven	1:42.248	9	0.342	78.37
3	73		Simon POWELL		Caterham Seven	1:42.355	9	0.449	78.29
4	82		John PARKER		Caterham Seven	1:42.504	9	0.598	78.17
5	67		Malcolm BARNETT		Caterham Seven	1:42.539	8	0.633	78.15
6	54		John WATSON		Caterham Seven	1:42.663	9	0.757	78.05
7	85		Sebastian DeGROOT		Caterham Seven	1:42.721	9	0.815	78.01
8	62		Will FARRELLY		Caterham Seven	1:42.789	8	0.883	77.96
9	61		Rory YOUNG		Caterham Seven	1:42.937	9	1.031	77.85
10	65		Benjamin STURGES		Caterham Seven	1:43.095	9	1.189	77.73
11	51		Alan WILLIAMSON		Caterham Seven	1:43.438	9	1.532	77.47
12	81		Russell PEART		Caterham Seven	1:43.440	9	1.534	77.47
13	58		Mark THOMPSON		Caterham Seven	1:43.716	9	1.810	77.26
14	53		Tom OVERTON		Caterham Seven	1:43.721	9	1.815	77.26
15	74		David JONES		Caterham Seven	1:43.977	9	2.071	77.07
16	79		Rob WINROW		Caterham Seven	1:44.115	9	2.209	76.96
17	75		Sean WHELAN		Caterham Seven	1:44.123	9	2.217	76.96
18	56		Dan WHILEY		Caterham Seven	1:44.322	9	2.416	76.81
19	78		Ian ATKINSON		Caterham Seven	1:44.354	9	2.448	76.79
20	70		Tony POOLE		Caterham Seven	1:44.575	9	2.669	76.63
21	60		Mike SOLAN		Caterham Seven	1:44.577	8	2.671	76.62
22	68		Mark HEYWOOD		Caterham Seven	1:45.603	9	3.697	75.88
23	55		Iain MILLIGAN		Caterham Seven	1:45.674	9	3.768	75.83
24	64		John BARRY		Caterham Seven	1:45.934	8	4.028	75.64
25	57		Richard ORMSON		Caterham Seven	1:47.115	9	5.209	74.81
26	77		Steve GREAVES		Caterham Seven	1:50.325	8	8.419	72.63

Weather / Track Overcast / Dry

These results are provisional until the conclusion of any judicial and technical matters.

Oulton Park
Circuit Length = 2.2260 miles.
Start: 09:48 End: 10:03

Clerk of Course:	Stewards:	Timekeeper:

Caterham Graduate Championship - Super Graduate LAP ANALYSIS - RACE 3

51	Alan WILLIAMSON	Caterham Seven
1 - 4:12.039	6 - 1:44.507	
2 - 1:45.812	7 - 1:45.925	
3 - 1:44.873	8 - 1:44.149	
4 - 1:44.311	9 - 1:43.438	
5 - 1:44.210		
53	Tom OVERTON	Caterham Seven
1 - 4:20.420	6 - 1:44.367	
2 - 1:50.568	7 - 1:44.228	
3 - 1:48.337	8 - 1:44.444	
4 - 1:46.094	9 - 1:43.721	
5 - 1:45.048		
54	John WATSON	Caterham Seven
1 - 4:16.765	6 - 1:42.663	
2 - 1:46.000	7 - 1:43.818	
3 - 1:44.589	8 - 1:43.749	
4 - 1:43.764	9 - 1:43.169	
5 - 1:43.874		
55	Iain MILLIGAN	Caterham Seven
1 - 4:19.072	6 - 1:46.494	
2 - 1:55.166	7 - 1:46.398	
3 - 1:48.200	8 - 1:45.674	
4 - 1:47.025	9 - 1:46.066	
5 - 1:46.497		
56	Dan WHILEY	Caterham Seven
1 - 4:39.700	6 - 1:46.299	
2 - 1:50.318	7 - 1:45.110	
3 - 1:47.857	8 - 1:44.322	
4 - 1:49.215	9 - 1:44.484	
5 - 1:45.395		
57	Richard ORMSON	Caterham Seven
1 - 4:30.497	6 - 1:47.476	
2 - 1:51.434	7 - 1:47.716	
3 - 1:54.940	8 - 1:48.536	
4 - 1:48.594	9 - 1:47.115	
5 - 1:50.639		

Weather / Track Overcast / Dry

These results are provisional until the conclusion of any judicial and technical matters.

Oulton Park
Circuit Length = 2.2260 miles.
Start: 09:48 End: 10:03

Clerk of Course:	Stewards:	Timekeeper:
------------------	-----------	-------------

Caterham Graduate Championship - Super Graduate LAP ANALYSIS - RACE 3

(contd.)

58	Mark THOMPSON	Caterham Seven
1 - 4:41.932	6 - 1:44.932	
2 - 1:47.382	7 - 1:44.963	
3 - 1:46.873	8 - 1:44.169	
4 - 1:45.372	9 - 1:43.716	
5 - 1:45.388		
59	Nick HARYETT	Caterham Seven
1 - 4:10.698	6 - 1:42.781	
2 - 1:44.779	7 - 1:47.085	
3 - 1:46.467	8 - 1:42.248	
4 - 1:42.871	9 - 1:46.288	
5 - 1:42.747		
60	Mike SOLAN	Caterham Seven
1 - 4:07.092	6 - 1:45.049	
2 - 1:52.214P	7 - 1:44.682	
3 - 3:20.987	8 - 1:44.577	
4 - 1:45.115		
5 - 1:44.845		
61	Rory YOUNG	Caterham Seven
1 - 4:21.426	6 - 1:43.327	
2 - 1:49.312	7 - 1:43.522	
3 - 1:46.186	8 - 1:43.331	
4 - 1:44.526	9 - 1:42.937	
5 - 1:43.888		
62	Will FARRELLY	Caterham Seven
1 - 4:37.707	6 - 2:12.628	
2 - 1:47.391	7 - 1:43.804	
3 - 2:00.553	8 - 1:43.140	
4 - 1:42.789		
5 - 2:07.345		
64	John BARRY	Caterham Seven
1 - 4:44.848	6 - 1:47.476	
2 - 1:52.830	7 - 1:47.344	
3 - 1:50.625	8 - 1:51.539	
4 - 1:45.934		
5 - 1:50.346		

Weather / Track Overcast / Dry

These results are provisional until the conclusion of any judicial and technical matters.

Oulton Park
Circuit Length = 2.2260 miles.
Start: 09:48 End: 10:03

Clerk of Course:	Stewards:	Timekeeper:
------------------	-----------	-------------

Caterham Graduate Championship - Super Graduate LAP ANALYSIS - RACE 3

(contd.)

65	Benjamin STURGES	Caterham Seven
1 - 5:01.595	6 - 1:43.518	
2 - 1:47.397	7 - 1:43.095	
3 - 1:45.964	8 - 1:44.306	
4 - 1:45.313	9 - 1:43.589	
5 - 1:44.714		
66	Matthew GILLBANKS	Caterham Seven
1 - 5:00.185	6 - 2:01.141P	
2 - 1:44.597	7 - 3:12.318	
3 - 1:42.384		
4 - 1:41.906		
5 - 2:10.238		
67	Malcolm BARNETT	Caterham Seven
1 - 4:11.470	6 - 3:01.133	
2 - 1:45.044	7 - 1:43.254	
3 - 1:43.739	8 - 1:42.539	
4 - 1:43.184		
5 - 1:52.284P		
68	Mark HEYWOOD	Caterham Seven
1 - 4:19.933	6 - 1:46.245	
2 - 1:53.991	7 - 1:45.603	
3 - 1:48.138	8 - 1:48.687	
4 - 1:49.364	9 - 1:45.651	
5 - 1:46.727		
70	Tony POOLE	Caterham Seven
1 - 4:34.770	6 - 1:44.714	
2 - 1:48.240	7 - 1:44.575	
3 - 1:46.696	8 - 1:45.698	
4 - 1:47.128	9 - 1:45.149	
5 - 1:45.206		
73	Simon POWELL	Caterham Seven
1 - 4:44.787	6 - 1:42.809	
2 - 1:45.142	7 - 1:42.880	
3 - 1:43.840	8 - 1:44.397	
4 - 1:43.105	9 - 1:49.995	
5 - 1:42.355		

Weather / Track Overcast / Dry

These results are provisional until the conclusion of any judicial and technical matters.

Oulton Park
Circuit Length = 2.2260 miles.
Start: 09:48 End: 10:03

Clerk of Course:	Stewards:	Timekeeper:
------------------	-----------	-------------

Caterham Graduate Championship - Super Graduate LAP ANALYSIS - RACE 3

(contd.)

74	David JONES	Caterham Seven
1 - 4:22.639	6 - 1:45.605	
2 - 1:48.501	7 - 1:45.538	
3 - 1:46.139	8 - 1:45.512	
4 - 1:45.338	9 - 1:43.977	
5 - 1:44.792		
75	Sean WHELAN	Caterham Seven
1 - 4:30.860	6 - 1:44.123	
2 - 1:51.493	7 - 1:44.818	
3 - 1:48.531	8 - 1:45.791	
4 - 1:47.220	9 - 1:46.035	
5 - 1:44.993		
77	Steve GREAVES	Caterham Seven
1 - 4:48.292	6 - 1:53.515	
2 - 1:57.307	7 - 1:51.009	
3 - 1:53.583	8 - 1:50.325	
4 - 1:54.585		
5 - 1:58.852		
78	Ian ATKINSON	Caterham Seven
1 - 4:22.296	6 - 1:44.354	
2 - 1:50.076	7 - 1:44.799	
3 - 1:47.899	8 - 1:45.104	
4 - 1:45.632	9 - 1:44.527	
5 - 1:45.626		
79	Rob WINROW	Caterham Seven
1 - 4:44.569	6 - 1:47.457	
2 - 1:48.727	7 - 1:45.297	
3 - 1:46.524	8 - 1:44.115	
4 - 1:45.807	9 - 1:44.543	
5 - 1:46.643		
81	Russell PEART	Caterham Seven
1 - 4:12.783	6 - 1:43.440	
2 - 1:45.853	7 - 1:48.852	
3 - 1:45.103	8 - 1:43.508	
4 - 1:45.000	9 - 1:43.701	
5 - 1:43.829		

Weather / Track Overcast / Dry

These results are provisional until the conclusion of any judicial and technical matters.

Oulton Park
Circuit Length = 2.2260 miles.
Start: 09:48 End: 10:03

Clerk of Course:	Stewards:	Timekeeper:
------------------	-----------	-------------

Caterham Graduate Championship - Super Graduate LAP ANALYSIS - RACE 3

(contd.)

82	John PARKER	Caterham Seven
1 - 4:11.134	6 - 1:43.061	
2 - 1:52.221P	7 - 1:46.037	
3 - 2:42.961	8 - 1:42.504	
4 - 1:44.017	9 - 1:42.833	
5 - 1:43.550		
85	Sebastian DeGROOT	Caterham Seven
1 - 4:33.668	6 - 1:44.266	
2 - 1:53.144	7 - 1:42.849	
3 - 1:44.888	8 - 1:42.846	
4 - 1:43.519	9 - 1:42.721	
5 - 1:43.111		

Weather / Track Overcast / Dry

These results are provisional until the conclusion of any judicial and technical matters.


Oulton Park
Circuit Length = 2.2260 miles.
Start: 09:48 End: 10:03

Clerk of Course:	Stewards:	Timekeeper:

Caterham Graduate Championship - Super Graduate

GRID - RACE 3

ROW 13	1:47.115	57	ORMSON	1:50.325	77	GREAVES
ROW 12	1:45.674	55	MILLIGAN	1:45.934	64	BARRY
ROW 11	1:44.577	60	SOLAN	1:45.603	68	HEYWOOD
ROW 10	1:44.354	78	ATKINSON	1:44.575	70	POOLE
ROW 9	1:44.123	75	WHELAN	1:44.322	56	WHILEY
ROW 8	1:43.977	74	JONES	1:44.115	79	WINROW
ROW 7	1:43.716	58	THOMPSON	1:43.721	53	OVERTON
ROW 6	1:43.438	51	WILLIAMSON	1:43.440	81	PEART
ROW 5	1:42.937	61	YOUNG	1:43.095	65	STURGES
ROW 4	1:42.721	85	DeGROOT	1:42.789	62	FARRELLY
ROW 3	1:42.539	67	BARNETT	1:42.663	54	WATSON
ROW 2	1:42.355	73	POWELL	1:42.504	82	PARKER
ROW 1	1:41.906	66	GILLBANKS	1:42.248	59	HARYETT
POLE						



Weather / Track Overcast / Dry
 These results are provisional until the conclusion of any judicial and technical matters.

Oulton Park
 Circuit Length = 2.2260 miles.
 Start: 09:48 End: 10:03

Clerk of Course:	Stewards:	Timekeeper:
------------------	-----------	-------------

Caterham Graduate Championship - Super Graduate RACE CLASSIFICATION - RACE 3

POS	NO	CL	NAME	NAT	ENTRY	TIME	LAPS	GAP	MPH	BEST
1	61		Rory YOUNG		Caterham Seven	17:17.443	10		77.24	1:41.660
2	67		Malcolm BARNETT		Caterham Seven	17:17.506	10	0.063	77.23	1:42.058
3	62		Will FARRELLY		Caterham Seven	17:24.458	10	7.015	76.72	1:42.798
4	82		John PARKER		Caterham Seven	17:24.522	10	7.079	76.72	1:42.358
5	66		Matthew GILLBANKS		Caterham Seven	17:26.293	10	8.850	76.59	1:42.678
6	65		Benjamin STURGES		Caterham Seven	17:27.022	10	9.579	76.53	1:42.656
7	59		Nick HARYETT		Caterham Seven	17:27.756	10	10.313	76.48	1:43.325
8	54		John WATSON		Caterham Seven	17:30.935	10	13.492	76.25	1:43.359
9	60		Mike SOLAN		Caterham Seven	17:31.381	10	13.938	76.22	1:42.948
10	51		Alan WILLIAMSON		Caterham Seven	17:32.595	10	15.152	76.13	1:43.081
11	53		Tom OVERTON		Caterham Seven	17:32.981	10	15.538	76.10	1:42.242
12	58		Mark THOMPSON		Caterham Seven	17:36.027	10	18.584	75.88	1:43.246
13	85		Sebastian DeGROOT		Caterham Seven	17:41.649	10	24.206	75.48	1:42.934
14	74		David JONES		Caterham Seven	17:43.375	10	25.932	75.36	1:44.476
15	68		Mark HEYWOOD		Caterham Seven	17:50.095	10	32.652	74.88	1:44.345
16	81		Russell PEART		Caterham Seven	17:50.187	10	32.744	74.88	1:44.864
17	55		Iain MILLIGAN		Caterham Seven	17:58.334	10	40.891	74.31	1:45.258
18	70		Tony POOLE		Caterham Seven	17:59.811	10	42.368	74.21	1:44.399

NOT CLASSIFIED

77			Steve GREAVES		Caterham Seven	9:57.383	5	D.N.F.	67.07	1:51.496
73			Simon POWELL		Caterham Seven	7:02.275	4	D.N.F.	75.90	1:43.332
79			Rob WINROW		Caterham Seven	3:40.500	2	D.N.F.	72.68	1:45.344
75			Sean WHELAN		Caterham Seven	3:42.030	2	D.N.F.	72.18	1:45.223
56			Dan WHILEY		Caterham Seven	3:42.321	2	D.N.F.	72.09	1:45.031

FASTEST LAP

61			Rory YOUNG		Caterham Seven	1:41.660	8	78.82mph	126.86kph	
----	--	--	------------	--	----------------	----------	---	----------	-----------	--

Weather / Track Sunny / Dry

These results are provisional until the conclusion of any judicial and technical matters.

Oulton Park
Circuit Length = 2.2260 miles.
Start: 14:13 End: 14:30

Clerk of Course:	Stewards:	Timekeeper:

Caterham Graduate Championship - Super Graduate LAP CHART - RACE 3

Lap 1			Lap 2			Lap 3			Lap 4			Lap 5		
No	Behind	Laptime	No	Behind	Laptime	No	Behind	Laptime	No	Behind	Laptime	No	Behind	Laptime
59		1:49.748	73		1:44.247	67		1:43.256	67		1:42.797	67		1:42.192
66	0.100	1:49.848	67	0.510	1:45.117	73	0.312	1:44.078	61	0.737	1:43.096	61	1.556	1:43.011
67	0.510	1:50.258	66	0.632	1:45.649	61	0.438	1:43.488	73	0.847	1:43.332	82	3.592	1:44.072
73	0.870	1:50.618	59	0.666	1:45.783	82	0.690	1:43.517	82	1.712	1:43.819	62	3.738	1:42.798
82	1.180	1:50.928	61	0.716	1:43.627	59	1.570	1:44.670	62	3.132	1:44.300	59	5.710	1:44.305
62	1.680	1:51.428	82	0.939	1:44.876	62	1.629	1:43.816	59	3.597	1:44.824	85	5.842	1:43.613
61	2.206	1:51.954	62	1.579	1:45.016	66	2.064	1:45.198	66	3.734	1:44.467	66	6.532	1:44.990
54	3.023	1:52.771	85	2.050	1:43.745	85	2.912	1:44.628	85	4.421	1:44.306	65	7.227	1:43.930
85	3.422	1:53.170	54	2.262	1:44.356	54	3.383	1:44.887	65	5.489	1:44.844	54	8.174	1:44.436
65	4.041	1:53.789	65	3.265	1:44.341	65	3.442	1:43.943	54	5.930	1:45.344	60	9.966	1:44.797
58	4.476	1:54.224	58	3.763	1:44.404	58	4.139	1:44.142	60	7.361	1:45.241	51	10.683	1:44.517
51	5.090	1:54.838	51	4.251	1:44.278	51	4.825	1:44.340	58	7.461	1:46.119	58	12.380	1:47.111
79	5.408	1:55.156	60	5.098	1:44.058	60	4.917	1:43.585	51	8.358	1:46.330	53	13.055	1:46.759
53	5.820	1:55.568	79	5.635	1:45.344	53	6.462	1:43.941	53	8.488	1:44.823	74	13.638	1:46.064
60	6.157	1:55.905	53	6.287	1:45.584	74	7.901	1:44.881	74	9.766	1:44.662	81	18.974	1:45.900
74	6.914	1:56.662	74	6.786	1:44.989	81	11.373	1:46.964	68	14.964	1:46.068	68	19.671	1:46.899
75	7.059	1:56.807	75	7.165	1:45.223	68	11.693	1:46.297	81	15.266	1:46.690	55	23.846	1:48.144
56	7.542	1:57.290	56	7.456	1:45.031	55	13.858	1:47.169	55	17.894	1:46.833	70	32.432	1:46.117
81	8.367	1:58.115	81	8.175	1:44.925	70	24.480	1:46.804	70	28.507	1:46.824	77	1:13.763	2:17.828P
68	8.872	1:58.620	68	9.162	1:45.407	77	29.428	1:53.470	77	38.127	1:51.496			
55	9.772	1:59.520	55	10.455	1:45.800									
77	12.838	2:02.586	77	19.724	1:52.003									
70	20.949	2:10.697	70	21.442	1:45.610									

Weather / Track Sunny / Dry

These results are provisional until the conclusion of any judicial and technical matters.

Oulton Park
Circuit Length = 2.2260 miles.
Start: 14:13 End: 14:30

Clerk of Course:	Stewards:	Timekeeper:
------------------	-----------	-------------

Caterham Graduate Championship - Super Graduate LAP CHART - RACE 3

(contd.)

Lap 6			Lap 7			Lap 8			Lap 9			Lap 10		
No	Behind	Laptime	No	Behind	Laptime	No	Behind	Laptime	No	Behind	Laptime	No	Behind	Laptime
67		1:42.124	67		1:42.058	67		1:42.212	61		1:42.409	61		1:44.379
61	1.247	1:41.815	61	1.193	1:42.004	61	0.641	1:41.660	67	0.107	1:43.157	67	0.063	1:44.335
82	5.837	1:44.369	62	7.811	1:43.538	62	8.641	1:43.042	62	8.541	1:42.950	62	7.015	1:42.853
62	6.331	1:44.717	82	7.834	1:44.055	82	9.565	1:43.943	82	8.873	1:42.358	82	7.079	1:42.585
59	6.911	1:43.325	59	8.224	1:43.371	85	9.720	1:43.494	66	10.462	1:43.440	66	8.850	1:42.767
85	7.562	1:43.844	85	8.438	1:42.934	59	9.876	1:43.864	59	11.223	1:44.397	65	9.579	1:42.656
66	8.346	1:43.938	66	8.966	1:42.678	66	10.072	1:43.318	65	11.302	1:42.792	59	10.313	1:43.469
65	9.015	1:43.912	65	10.445	1:43.488	65	11.560	1:43.327	54	13.802	1:44.142	54	13.492	1:44.069
54	9.755	1:43.705	54	11.056	1:43.359	54	12.710	1:43.866	60	15.369	1:43.716	60	13.938	1:42.948
60	11.508	1:43.666	60	13.007	1:43.557	60	14.703	1:43.908	51	16.211	1:43.081	51	15.152	1:43.320
51	12.536	1:43.977	51	14.492	1:44.014	51	16.180	1:43.900	53	16.383	1:42.242	53	15.538	1:43.534
53	14.559	1:43.628	53	15.655	1:43.154	53	17.191	1:43.748	58	18.967	1:43.760	58	18.584	1:43.996
58	15.406	1:45.150	58	16.594	1:43.246	58	18.257	1:43.875	85	23.492	1:56.822	85	24.206	1:45.093
74	15.990	1:44.476	74	19.243	1:45.311	74	21.992	1:44.961	74	23.780	1:44.838	74	25.932	1:46.531
81	21.714	1:44.864	68	24.403	1:44.345	68	27.879	1:45.688	81	32.080	1:46.552	68	32.652	1:44.574
68	22.116	1:44.569	81	24.607	1:44.951	81	28.578	1:46.183	68	32.457	1:47.628	81	32.744	1:45.043
55	28.849	1:47.127	55	33.225	1:46.434	55	37.058	1:46.045	55	40.012	1:46.004	55	40.891	1:45.258
70	35.311	1:45.003	70	37.652	1:44.399	70	40.158	1:44.718	70	42.081	1:44.973	70	42.368	1:44.666

Weather / Track Sunny / Dry

These results are provisional until the conclusion of any judicial and technical matters.

Oulton Park
Circuit Length = 2.2260 miles.
Start: 14:13 End: 14:30

Clerk of Course:	Stewards:	Timekeeper:
------------------	-----------	-------------

K & N Filters Sports/Saloon Championship

QUALIFYING - RACE 4

POS	NO	CL	NAME	NAT	ENTRY	TIME	LAPS	GAP	MPH
1	17	A	Ian HALL		Darrian T98 GTR	1:25.772	9		93.42
2	36	A	Michael BLOMFIELD		Ford Sierra RS500	1:28.556	9	2.784	90.49
3	14	B	Mark CAMPBELL		Lotus Elan	1:29.493	10	3.721	89.54
4	51	B	Robert PRITCHARD		Caterham Vauxhall	1:30.463	10	4.691	88.58
5	9	A	Jim BICKLEY		Westfield	1:31.671	9	5.899	87.41
6	12	D2	Dennis CROMPTON		BMW M3	1:34.642	9	8.870	84.67
7	72	B	Mark PRIMETT		Banks Europa	1:34.744	9	8.972	84.58
8	81	B	Patrick SMYTH		Lotus Elan	1:34.784	8	9.012	84.54
9	37	B	Nick BAILEY		Caterham Superlight	1:35.555	9	9.783	83.86
10	78	D2	John GARNETT		BMW M3	1:35.563	9	9.791	83.85
11	16	A	Christian DICK		Mercedes C Class	1:35.889	9	10.117	83.57
12	38	B	Kevin CRYER		Caterham Seven	1:36.299	10	10.527	83.21
13	70	A	Richard WINTER		Banks Europa 62 GTR	1:36.308	9	10.536	83.20
14	55	A	Neil SAMPSON		TVR Tuscan	1:36.600	9	10.828	82.95
15	47	D2	Don GRICE		BMW E36 M3	1:37.017	9	11.245	82.60
16	54	C	Martin BROCKHOUSE		Skoda Coupe	1:37.210	7	11.438	82.43
17	4	D1	Duncan AUKLAND		Rover 3500 SE	1:38.560	9	12.788	81.30
18	13	B	Quentin LATEWAITE		Westfield	1:38.641	8	12.869	81.24
19	74	D2	Nick PAKES		Banks Europa	1:39.389	9	13.617	80.62
20	8	A	Michael ELLIS		Westfield	1:39.998	6	14.226	80.13
21	25	D2	Bob CLAXTON		Renault Turbo	1:41.638	9	15.866	78.84
22	18	D1	Alan COLLINSON		Rover SD1	1:42.115	9	16.343	78.47
23	79	B	Graham TAYLOR		Westfield SEi	1:42.481	9	16.709	78.19
24	7	E	Phil HALL		Banks Lotus Europa	1:42.689	9	16.917	78.03
25	56	E	Garry WILSON		Lotus Europa	1:43.301	8	17.529	77.57
26	23	D1	Jeremy COATES		Rover SD1	1:44.685	8	18.913	76.55
27	6	E	Chris GRIFFITHS		Davrian Mk7a	1:45.045	5	19.273	76.28
28	97	C	Graeme SMITH		Catreham 7 Graduate	1:45.143	9	19.371	76.21

Weather / Track Overcast / Dry

These results are provisional until the conclusion of any judicial and technical matters.

Oulton Park
Circuit Length = 2.2260 miles.
Start: 10:10 End: 10:25

Clerk of Course:	Stewards:	Timekeeper:

K & N Filters Sports/Saloon Championship

LAP ANALYSIS - RACE 4

4	Duncan AUKLAND	Rover 3500 SE
1 -	5:17.726	6 - 1:41.871
2 -	1:46.795	7 - 1:42.147
3 -	1:42.663	8 - 1:42.527
4 -	1:38.560	9 - 1:38.685
5 -	1:39.053	
6	Chris GRIFFITHS	Davrian Mk7a
1 -	4:44.199	
2 -	2:05.991P	
3 -	8:52.406	
4 -	1:46.838	
5 -	1:45.045	
7	Phil HALL	Banks Lotus Europa
1 -	4:46.847	6 - 1:43.145
2 -	1:47.248	7 - 1:43.083
3 -	1:43.602	8 - 1:42.689
4 -	1:43.421	9 - 1:42.809
5 -	1:43.759	
8	Michael ELLIS	Westfield
1 -	8:33.349	6 - 2:05.444P
2 -	1:41.714	
3 -	1:39.998	
4 -	1:40.073	
5 -	1:46.740	
9	Jim BICKLEY	Westfield
1 -	5:01.573	6 - 1:31.671
2 -	1:43.239	7 - 1:36.475
3 -	1:34.921	8 - 1:34.426
4 -	1:33.790	9 - 1:47.784
5 -	1:32.956	
12	Dennis CROMPTON	BMW M3
1 -	5:28.703	6 - 1:35.178
2 -	1:39.513	7 - 1:35.721
3 -	1:36.808	8 - 2:09.356
4 -	1:34.642	9 - 2:11.450
5 -	1:35.665	
13	Quentin LATEWAITE	Westfield
1 -	4:57.582	6 - 1:40.665
2 -	1:42.271	7 - 1:55.685P
3 -	1:38.641	8 - 2:52.584
4 -	1:38.644	
5 -	1:39.425	

K & N Filters Sports/Saloon Championship

LAP ANALYSIS - RACE 4

(contd.)

14	Mark CAMPBELL	Lotus Elan
1 -	4:44.518	6 - 1:31.561
2 -	1:35.157	7 - 1:30.120
3 -	1:33.294	8 - 1:29.493
4 -	1:31.767	9 - 1:52.439
5 -	1:31.764	10 - 1:30.556
16	Christian DICK	Mercedes C Class
1 -	4:20.685	6 - 1:38.692
2 -	1:39.869	7 - 1:49.367
3 -	1:37.277	8 - 2:08.015
4 -	1:37.163	9 - 1:35.889
5 -	1:37.040	
17	Ian HALL	Darrian T98 GTR
1 -	4:45.154	6 - 1:28.312
2 -	1:37.319	7 - 1:25.772
3 -	1:32.086	8 - 1:29.756
4 -	1:31.096	9 - 1:36.707P
5 -	1:28.963	
18	Alan COLLINSON	Rover SD1
1 -	4:28.655	6 - 1:45.483
2 -	1:46.499	7 - 1:46.073
3 -	1:44.380	8 - 1:44.256
4 -	1:46.935	9 - 1:42.115
5 -	1:47.376	
23	Jeremy COATES	Rover SD1
1 -	5:29.232	6 - 1:46.188
2 -	1:53.841	7 - 1:48.987
3 -	1:46.908	8 - 1:44.685
4 -	1:45.760	
5 -	1:46.071	
25	Bob CLAXTON	Renault Turbo
1 -	4:47.186	6 - 1:43.177
2 -	1:49.948	7 - 1:43.612
3 -	1:47.041	8 - 1:43.829
4 -	1:44.228	9 - 1:41.638
5 -	1:43.051	
36	Michael BLOMFIELD	Ford Sierra RS500
1 -	5:01.108	6 - 1:30.481
2 -	1:53.015	7 - 1:28.556
3 -	1:43.342	8 - 1:29.067
4 -	1:30.614	9 - 1:29.173
5 -	1:29.601	

K & N Filters Sports/Saloon Championship LAP ANALYSIS - RACE 4

(contd.)

37	Nick BAILEY	Caterham Superlight
1 - 4:56.768	6 - 1:37.653	
2 - 1:43.550	7 - 1:36.223	
3 - 1:40.726	8 - 1:35.555	
4 - 1:36.614	9 - 1:46.113P	
5 - 1:37.677		
38	Kevin CRYER	Caterham Seven
1 - 4:27.039	6 - 1:37.986	
2 - 1:40.117	7 - 1:39.312	
3 - 1:37.564	8 - 1:36.998	
4 - 1:41.409	9 - 1:36.299	
5 - 1:38.392	10 - 1:37.680	
47	Don GRICE	BMW E36 M3
1 - 4:26.230	6 - 1:40.074	
2 - 1:57.596	7 - 1:44.334	
3 - 1:38.197	8 - 1:37.017	
4 - 1:37.470	9 - 1:38.489	
5 - 1:53.147		
51	Robert PRITCHARD	Caterham Vauxhall
1 - 4:29.425	6 - 1:30.815	
2 - 1:36.386	7 - 1:33.185	
3 - 1:32.673	8 - 1:33.561	
4 - 1:31.887	9 - 1:30.463	
5 - 1:30.912	10 - 1:30.941	
54	Martin BROCKHOUSE	Skoda Coupe
1 - 4:56.778	6 - 1:37.210	
2 - 1:48.482	7 - 2:05.902P	
3 - 1:41.911		
4 - 1:37.264		
5 - 1:37.691		
55	Neil SAMPSON	TVR Tuscan
1 - 5:12.533	6 - 1:43.334	
2 - 1:43.542	7 - 1:37.695	
3 - 1:40.047	8 - 1:38.787	
4 - 1:42.864	9 - 1:36.600	
5 - 1:42.783		
56	Garry WILSON	Lotus Europa
1 - 4:32.058	6 - 1:43.301	
2 - 1:45.021	7 - 1:43.551	
3 - 1:45.191	8 - 1:54.812P	
4 - 1:43.907		
5 - 1:43.786		

K & N Filters Sports/Saloon Championship LAP ANALYSIS - RACE 4


(contd.)

70	Richard WINTER	Banks Europa 62 GTR
1 -	4:48.861	6 - 1:39.306
2 -	1:45.987	7 - 1:38.504
3 -	1:40.320	8 - 1:37.437
4 -	1:37.978	9 - 1:36.308
5 -	1:44.230	
72	Mark PRIMETT	Banks Europa
1 -	4:37.747	6 - 1:40.362
2 -	1:40.298	7 - 1:36.274
3 -	1:43.231	8 - 1:35.382
4 -	1:37.694	9 - 1:34.744
5 -	1:35.490	
74	Nick PAKES	Banks Europa
1 -	4:46.176	6 - 1:45.701
2 -	1:48.604	7 - 1:54.760
3 -	1:44.197	8 - 1:40.719
4 -	1:42.760	9 - 1:39.389
5 -	1:44.539	
78	John GARNETT	BMW M3
1 -	4:34.081	6 - 1:35.983
2 -	1:43.714	7 - 1:36.985
3 -	1:42.712	8 - 1:36.699
4 -	1:37.735	9 - 1:36.984
5 -	1:35.563	
79	Graham TAYLOR	Westfield SEi
1 -	4:45.778	6 - 1:46.295
2 -	1:58.990	7 - 1:43.543
3 -	1:48.313	8 - 1:44.684
4 -	1:45.131	9 - 1:42.481
5 -	1:44.470	
81	Patrick SMYTH	Lotus Elan
1 -	5:32.734	6 - 1:34.921
2 -	1:57.938	7 - 1:38.164
3 -	1:58.582	8 - 1:34.784
4 -	1:55.810	
5 -	1:37.824	
97	Graeme SMITH	Catreham 7 Graduate
1 -	4:28.226	6 - 1:45.143
2 -	1:46.968	7 - 1:46.996
3 -	1:49.020	8 - 1:46.281
4 -	1:46.209	9 - 1:46.342
5 -	1:47.317	

K & N Filters Sports/Saloon Championship

GRID - RACE 4

ROW 14		1:45.045		1:45.143
		6	GRIFFITHS	97
ROW 13	56	1:43.301	23	1:44.685
		WILSON	COATES	
ROW 12		1:42.481		1:42.689
		79	TAYLOR	7
ROW 11	25	1:41.638	18	1:42.115
		CLAXTON	COLLINSON	
ROW 10		1:39.389		1:39.998
		74	PAKES	8
ROW 9	4	1:38.560	13	1:38.641
		AUKLAND	LATEWAITE	
ROW 8		1:37.017		1:37.210
		47	GRICE	54
ROW 7	70	1:36.308	55	1:36.600
		WINTER	SAMPSON	
ROW 6		1:35.889		1:36.299
		16	DICK	38
ROW 5	37	1:35.555	78	1:35.563
		BAILEY	GARNETT	
ROW 4		1:34.744		1:34.784
		72	PRIMETT	81
ROW 3	9	1:31.671	12	1:34.642
		BICKLEY	CROMPTON	
ROW 2		1:29.493		1:30.463
		14	CAMPBELL	51
ROW 1	17	1:25.772	36	1:28.556
		HALL	BLOMFIELD	
		POLE		



Weather / Track Overcast / Dry
 These results are provisional until the conclusion of any judicial and technical matters.

Oulton Park
 Circuit Length = 2.2260 miles.
 Start: 10:10 End: 10:25

Clerk of Course:	Stewards:	Timekeeper:
------------------	-----------	-------------

K & N Filters Sports/Saloon Championship

RACE CLASSIFICATION - RACE 4

POS	NO	CL	NAME	NAT	ENTRY	TIME	LAPS	GAP	MPH	BEST
1	17	A	Ian HALL		Darrian T98 GTR	17:49.722	12		89.89	1:27.539
2	36	A	Michael BLOMFIELD		Ford Sierra RS500	18:05.890	12	16.168	88.55	1:28.984
3	14	B	Mark CAMPBELL		Lotus Elan	18:06.656	12	16.934	88.49	1:28.065
4	51	B	Robert PRITCHARD		Caterham Vauxhall	18:10.015	12	20.293	88.22	1:28.987
5	9	A	Jim BICKLEY		Westfield	18:42.160	12	52.438	85.69	1:31.020
6	37	B	Nick BAILEY		Caterham Superlight	19:07.919	12	1:18.197	83.77	1:33.490
7	72	B	Mark PRIMETT		Banks Europa	19:09.293	12	1:19.571	83.67	1:33.413
8	12	D2	Dennis CROMPTON		BMW M3	19:24.487	12	1:34.765	82.58	1:35.222
9	38	B	Kevin CRYER		Caterham Seven	19:24.759	12	1:35.037	82.56	1:34.772
10	78	D2	John GARNETT		BMW M3	19:26.316	12	1:36.594	82.45	1:34.267
11	54	C	Martin BROCKHOUSE		Skoda Coupe	19:37.566	12	1:47.844	81.66	1:35.132
12	47	D2	Don GRICE		BMW E36 M3	18:04.665	11	17.828	81.26	1:35.377
13	13	B	Quentin LATEWAITE		Westfield	18:07.944	11	21.107	81.02	1:37.010
14	4	D1	Duncan AUKLAND		Rover 3500 SE	18:22.455	11	35.618	79.95	1:38.511
15	8	A	Michael ELLIS		Westfield	18:28.822	11		79.49	1:38.461
16	56	E	Garry WILSON		Lotus Europa	18:59.474	11	30.652	77.36	1:41.247
17	79	B	Graham TAYLOR		Westfield SEi	18:59.939	11	31.117	77.32	1:40.495
18	7	E	Phil HALL		Banks Lotus Europa	19:00.669	11	31.847	77.27	1:40.981
19	74	D2	Nick PAKES		Banks Europa	19:01.291	11	32.469	77.23	1:40.572
20	25	D2	Bob CLAXTON		Renault Turbo	19:04.668	11	35.846	77.00	1:41.373
21	6	E	Chris GRIFFITHS		Davrian Mk7a	19:20.804	11	51.982	75.93	1:42.257
22	23	D1	Jeremy COATES		Rover SD1	19:37.003	11	1:08.181	74.89	1:43.617
23	97	C	Graeme SMITH		Catreham 7 Graduate	19:37.705	11	1:08.883	74.84	1:43.783

NOT CLASSIFIED

70	A	Richard WINTER	Banks Europa 62 GTR	17:44.066	11	D.N.F.	82.84	1:34.573
55	A	Neil SAMPSON	TVR Tuscan	17:46.837	11	D.N.F.	82.62	1:35.055
18	D1	Alan COLLINSON	Rover SD1	5:24.183	3	D.N.F.	74.15	1:43.929
81	B	Patrick SMYTH	Lotus Elan	1:53.611	1	D.N.F.	70.53	
16	A	Christian DICK	Mercedes C Class	2:05.558	1	D.N.F.	63.82	

FASTEST LAP

17	A	Ian HALL	Darrian T98 GTR	1:27.539	10	91.54mph	147.32kph
14	B	Mark CAMPBELL	Lotus Elan	1:28.065	4	90.99mph	146.44kph
78	D2	John GARNETT	BMW M3	1:34.267	10	85.01mph	136.80kph
54	C	Martin BROCKHOUSE	Skoda Coupe	1:35.132	10	84.23mph	135.56kph
4	D1	Duncan AUKLAND	Rover 3500 SE	1:38.511	9	81.34mph	130.91kph
7	E	Phil HALL	Banks Lotus Europa	1:40.981	10	79.35mph	127.71kph

Red Flag at 15:09

Weather / Track Bright / Dry

These results are provisional until the conclusion of any judicial and technical matters.

Oulton Park

Circuit Length = 2.2260 miles.

Start: 14:48

Clerk of Course:	Stewards:	Timekeeper:
------------------	-----------	-------------

K & N Filters Sports/Saloon Championship

LAP CHART RACE 4

Lap 1			Lap 2			Lap 3			Lap 4			Lap 5		
No	Behind	Laptime	No	Behind	Laptime	No	Behind	Laptime	No	Behind	Laptime	No	Behind	Laptime
17		1:31.269	17		1:28.380	17		1:28.219	17		1:28.859	17		1:27.712
36	4.054	1:35.323	36	5.296	1:29.622	36	6.817	1:29.740	36	7.743	1:29.785	36	10.884	1:30.853
51	4.770	1:36.039	51	7.017	1:30.627	51	9.289	1:30.491	14	8.857	1:28.065	51	11.784	1:29.714
14	5.271	1:36.540	14	7.318	1:30.427	14	9.651	1:30.552	51	9.782	1:29.352	14	11.859	1:30.714
9	6.345	1:37.614	9	9.831	1:31.866	9	12.632	1:31.020	9	15.033	1:31.260	9	18.588	1:31.267
12	10.464	1:41.733	12	17.736	1:35.652	12	24.739	1:35.222	12	31.458	1:35.578	12	39.466	1:35.720
72	12.572	1:43.841	72	20.692	1:36.500	72	28.605	1:36.132	37	36.594	1:36.538	37	44.114	1:35.232
37	13.715	1:44.984	37	21.740	1:36.405	37	28.915	1:35.394	72	36.955	1:37.209	72	44.945	1:35.702
70	14.947	1:46.216	70	23.554	1:36.987	70	31.612	1:36.277	70	38.823	1:36.070	70	46.121	1:35.010
55	15.651	1:46.920	55	24.205	1:36.934	55	32.091	1:36.105	55	39.307	1:36.075	55	46.928	1:35.333
38	16.158	1:47.427	38	25.073	1:37.295	38	32.906	1:36.052	38	39.912	1:35.865	38	47.743	1:35.543
13	17.168	1:48.437	13	26.345	1:37.557	13	35.499	1:37.373	13	44.516	1:37.876	78	53.948	1:36.246
78	18.810	1:50.079	78	28.557	1:38.127	78	36.620	1:36.282	78	45.414	1:37.653	13	54.854	1:38.050
54	19.747	1:51.016	54	29.638	1:38.271	54	37.626	1:36.207	54	45.978	1:37.211	54	55.595	1:37.329
4	20.122	1:51.391	4	31.319	1:39.577	4	42.061	1:38.961	4	52.421	1:39.219	4	1:04.369	1:39.660
8	20.754	1:52.023	8	32.084	1:39.710	8	43.396	1:39.531	8	52.998	1:38.461	47	1:04.451	1:37.982
81	22.342	1:53.611P	7	38.723	1:43.625	47	47.360	1:36.267	47	54.181	1:35.680	8	1:05.228	1:39.942
7	23.478	1:54.747	47	39.312	1:41.896	7	54.584	1:44.080	56	1:08.380	1:42.149	56	1:23.128	1:42.460
18	24.568	1:55.837	18	40.605	1:44.417	56	55.090	1:42.094	7	1:08.897	1:43.172	7	1:24.014	1:42.829
56	24.686	1:55.955	56	41.215	1:44.909	18	56.315	1:43.929	25	1:12.187	1:43.215	25	1:26.144	1:41.669
74	25.049	1:56.318	74	41.535	1:44.866	74	56.699	1:43.383	79	1:12.922	1:43.075	79	1:26.913	1:41.703
25	25.635	1:56.904	25	43.072	1:45.817	25	57.831	1:42.978	74	1:13.561	1:45.721	74	1:27.271	1:41.422
47	25.796	1:57.065	79	44.407	1:45.823	79	58.706	1:42.518	97	1:18.068	1:45.446			
79	26.964	1:58.233	23	45.034	1:45.034	23	1:00.570	1:43.755	6	1:18.750	1:43.758			
97	28.056	1:59.325	97	45.801	1:46.125	97	1:01.481	1:43.899	23	1:19.333	1:47.622			
23	28.380	1:59.649	6	48.370	1:46.903	6	1:03.851	1:43.700						
6	29.847	2:01.116												
16	34.289	2:05.558P												

Red Flag at 15:09
Weather / Track Bright / Dry

Oulton Park
Circuit Length = 2.2260 miles.
Start: 14:48

K & N Filters Sports/Saloon Championship

LAP CHART RACE 4

(contd.)

Lap 6			Lap 7			Lap 8			Lap 9			Lap 10		
No	Behind	Laptime	No	Behind	Laptime	No	Behind	Laptime	No	Behind	Laptime	No	Behind	Laptime
17		1:29.879	17		1:31.395	17		1:28.533	17		1:30.437	17		1:27.539
6	1 LAP	1:45.764	56	1 LAP	1:41.791	36	12.892	1:31.070	4	1 LAP	1:39.596	47	1 LAP	1:36.436
97	1 LAP	1:46.526	7	1 LAP	1:41.706	51	14.178	1:31.524	8	1 LAP	1:39.561	4	1 LAP	1:38.511
23	1 LAP	1:45.643	25	1 LAP	1:42.079	14	14.462	1:31.557	36	11.439	1:28.984	8	1 LAP	1:38.996
36	10.916	1:29.911	79	1 LAP	1:42.119	56	1 LAP	1:42.569	14	13.166	1:29.141	36	13.256	1:29.356
51	11.821	1:29.916	74	1 LAP	1:42.487	7	1 LAP	1:43.595	51	14.050	1:30.309	14	14.546	1:28.919
14	12.760	1:30.780	36	10.355	1:30.834	25	1 LAP	1:43.292	9	29.011	1:33.413	51	15.498	1:28.987
9	20.032	1:31.323	51	11.187	1:30.761	79	1 LAP	1:43.410	56	1 LAP	1:41.961	9	38.588	1:37.116
12	45.577	1:35.990	14	11.438	1:30.073	74	1 LAP	1:43.143	7	1 LAP	1:42.802	56	1 LAP	1:42.364
37	48.690	1:34.455	6	1 LAP	1:42.936	9	26.035	1:31.744	79	1 LAP	1:40.495	79	1 LAP	1:40.846
72	49.433	1:34.367	97	1 LAP	1:46.680	6	1 LAP	1:43.348	25	1 LAP	1:42.971	7	1 LAP	1:42.055
70	50.815	1:34.573	23	1 LAP	1:46.715	23	1 LAP	1:43.619	74	1 LAP	1:41.895	74	1 LAP	1:40.657
55	52.104	1:35.055	9	22.824	1:34.187	97	1 LAP	1:44.979	6	1 LAP	1:42.809	25	1 LAP	1:42.664
38	52.636	1:34.772	12	50.719	1:36.537	37	56.243	1:33.490	23	1 LAP	1:43.617	6	1 LAP	1:45.150
78	59.434	1:35.365	37	51.286	1:33.991	72	58.256	1:34.735	97	1 LAP	1:43.783	37	1:06.897	1:34.032
13	1:01.985	1:37.010	72	52.054	1:34.016	12	1:00.244	1:38.058	37	1:00.404	1:34.598	23	1 LAP	1:43.766
54	1:02.278	1:36.562	70	55.116	1:35.696	70	1:02.175	1:35.592	72	1:01.232	1:33.413	72	1:07.423	1:33.730
47	1:09.949	1:35.377	38	56.149	1:34.908	38	1:03.046	1:35.430	12	1:07.262	1:37.455	97	1 LAP	1:45.029
4	1:13.426	1:38.936	55	57.385	1:36.676	55	1:04.368	1:35.516	70	1:07.683	1:35.945	70	1:15.947	1:35.803
8	1:13.992	1:38.643	78	1:03.291	1:35.252	78	1:09.312	1:34.554	38	1:08.503	1:35.894	38	1:16.487	1:35.523
			54	1:06.694	1:35.811	54	1:13.588	1:35.427	55	1:09.535	1:35.604	12	1:17.482	1:37.759
			13	1:08.481	1:37.891	13	1:17.837	1:37.889	78	1:13.632	1:34.757	55	1:18.416	1:36.420
			47	1:15.041	1:36.487	47	1:22.915	1:36.407	54	1:18.339	1:35.188	78	1:20.360	1:34.267
			4	1:20.749	1:38.718				13	1:25.668	1:38.268	54	1:25.932	1:35.132
			8	1:21.168	1:38.571									

Red Flag at 15:09
Weather / Track Bright / Dry

Oulton Park
Circuit Length = 2.2260 miles.
Start: 14:48

K & N Filters Sports/Saloon Championship

LAP CHART RACE 4

(contd.)

Lap 11			Lap 12			Lap 13			Lap 14			Lap 15		
No	Behind	Laptime	No	Behind	Laptime	No	Behind	Laptime	No	Behind	Laptime	No	Behind	Laptime
17		1:28.149	17		1:29.351									
13	1 LAP	1:38.636	54	1 LAP	1:35.917									
47	1 LAP	1:35.548	47	1 LAP	1:35.520									
36	15.509	1:30.402	36	16.168	1:30.010									
14	16.161	1:29.764	14	16.934	1:30.124									
51	17.392	1:30.043	13	1 LAP	1:38.957									
4	1 LAP	1:39.254	51	20.293	1:32.252									
8	1 LAP	1:40.190	4	1 LAP	1:38.632									
9	45.648	1:35.209	8	1 LAP	1:43.194									
56	1 LAP	1:41.975	9	52.438	1:36.141									
79	1 LAP	1:40.909	56	1 LAP	1:41.247									
7	1 LAP	1:40.981	79	1 LAP	1:40.808									
74	1 LAP	1:40.827	7	1 LAP	1:41.077									
25	1 LAP	1:41.706	74	1 LAP	1:40.572									
37	1:12.701	1:33.953	25	1 LAP	1:41.373									
72	1:14.054	1:34.780	37	1:18.197	1:34.847									
6	1 LAP	1:43.063	72	1:19.571	1:34.868									
23	1 LAP	1:43.858	6	1 LAP	1:42.257									
70	1:23.695	1:35.897	12	1:34.765	1:38.133									
38	1:24.469	1:36.131	38	1:35.037	1:39.919									
12	1:25.983	1:36.650	78	1:36.594	1:38.943									
55	1:26.466	1:36.199	23	1 LAP	1:53.725									
97	1 LAP	1:45.262	54	1:47.844	1:43.495									
78	1:27.002	1:34.791	97	1 LAP	1:50.651									

Red Flag at 15:09
Weather / Track Bright / Dry

BARC Formula Renault Championship iaw Renault UK QUALIFYING - RACE 5

POS	NO	CL	NAME	NAT	ENTRY	TIME	LAPS	GAP	MPH
1	48	CH	Nicky WILSON		Tatuus	1:25.758	14		93.44
2	25	CH	Nick WILCOX		Mygale SJ 99	1:25.904	13	0.146	93.28
3	53	CH	Nino PICCOLI		Tatuus RC 99	1:26.519	12	0.761	92.62
4	8	CH	Ian PEARSON		Tatuus RC 97	1:26.683	14	0.925	92.44
5	5	CH	David SCOTT		Tatuus 98/99	1:28.040	5	2.282	91.02
6	14	CH	Denis AUTIER		Tatuus 99	1:28.366	11	2.608	90.68
7	11	CH	Martin BLOSS		Tatuus RC 97	1:29.159	12	3.401	89.88
8	32	CH	John JOHNSEN		Tatuus RC 97	1:29.400	13	3.642	89.63
9	66	CH	Nick PASCOE		Tatuus	1:30.770	12	5.012	88.28
10	27	CH	Simon KEAST		Mygale SJ 99	1:31.628	11	5.870	87.45
11	4	CH	Steve HANSELMAN		Tatuus RC99	1:32.989	8	7.231	86.17
12	97	CH	Pierre RENOM		Tatuus RC 98/99	1:33.238	11	7.480	85.94
13	2	CH	James HEFFERMAN		Tatuus RC97	1:39.882	8	14.124	80.23

Weather / Track Overcast / Dry

These results are provisional until the conclusion of any judicial and technical matters.

Oulton Park
Circuit Length = 2.2260 miles.
Start: 10:30 End: 11:09

Clerk of Course:	Stewards:	Timekeeper:
------------------	-----------	-------------

BARC Formula Renault Championship iaw Renault UK LAP ANALYSIS - RACE 5

2	James HEFFERMAN	Tatuus RC97
1 -	6:56.320	6 - 1:40.122
2 -	1:50.288	7 - 1:39.882
3 -	1:45.118	8 - 2:04.923P
4 -	1:44.153	
5 -	X:00.000	
4	Steve HANSELMAN	Tatuus RC99
1 -	7:12.868	6 - 1:32.989
2 -	1:35.383	7 - 1:48.036P
3 -	1:34.304	8 - 4:13.074
4 -	2:02.223P	
5 -	X:00.000	
5	David SCOTT	Tatuus 98/99
1 -	6:07.059	
2 -	1:30.120	
3 -	1:28.040	
4 -	1:28.155	
5 -	1:29.542	
8	Ian PEARSON	Tatuus RC 97
1 -	4:41.683	6 - 1:29.048
2 -	1:32.488	7 - 1:26.799
3 -	1:28.930	8 - X:00.000
4 -	1:27.681	9 - 1:28.955
5 -	1:27.236	10 - 1:27.254
		11 - 1:27.219
		12 - 1:29.384
		13 - 1:27.210
		14 - 1:26.683
11	Martin BLOSS	Tatuus RC 97
1 -	4:50.210	6 - 2:25.912
2 -	1:31.656	7 - X:00.000
3 -	1:30.956	8 - 1:29.813
4 -	1:29.553	9 - 1:29.159
5 -	1:37.630P	10 - 2:17.078P
12 -	1:30.538	
14	Denis AUTIER	Tatuus 99
1 -	5:54.579	6 - X:00.000
2 -	1:35.842	7 - 1:32.289
3 -	1:29.202	8 - 1:28.366
4 -	1:30.938	9 - 1:29.729
5 -	1:43.257	10 - 1:29.135
11 -	1:30.715	
25	Nick WILCOX	Mygale SJ 99
1 -	5:50.277	6 - 1:26.476
2 -	1:28.907	7 - X:00.000
3 -	1:29.046	8 - 1:28.157
4 -	1:27.974	9 - 1:26.971
5 -	1:26.786	10 - 1:26.659
		11 - 1:26.470
		12 - 1:25.904
		13 - 1:26.209

BARC Formula Renault Championship iaw Renault UK LAP ANALYSIS - RACE 5

(contd.)

27	Simon KEAST	Mygale SJ 99
1 - 4:10.469	6 - X:00.000	11 - 1:31.628
2 - 1:40.358	7 - 1:32.954	
3 - 1:33.691	8 - 1:33.278	
4 - 1:32.673	9 - 1:35.849	
5 - 1:54.988P	10 - 1:33.808	
32	John JOHNSEN	Tatuus RC 97
1 - 3:55.191	6 - 1:30.818	11 - 1:30.157
2 - 1:34.379	7 - 1:30.356	12 - 1:30.359
3 - 1:31.657	8 - X:00.000	13 - 1:30.381
4 - 1:33.010	9 - 1:30.696	
5 - 1:30.451	10 - 1:29.400	
48	Nicky WILSON	Tatuus
1 - 4:16.853	6 - 1:28.072	11 - 1:26.777
2 - 1:31.529	7 - 1:26.837	12 - 1:26.356
3 - 1:27.659	8 - X:00.000	13 - 1:25.758
4 - 1:28.046	9 - 1:27.130	14 - 1:27.334
5 - 1:26.448	10 - 1:26.482	
53	Nino PICCOLI	Tatuus RC 99
1 - 5:11.324	6 - X:00.000	11 - 1:26.519
2 - 1:29.395	7 - 1:27.445	12 - 1:26.666
3 - 1:27.938	8 - 1:26.881	
4 - 1:33.740P	9 - 1:27.334	
5 - 2:34.899	10 - 1:27.413	
66	Nick PASCOE	Tatuus
1 - 4:38.114	6 - 1:30.770	11 - 1:31.196
2 - 1:48.371P	7 - X:00.000	12 - 1:31.088
3 - 2:12.304	8 - 1:30.864	
4 - 1:31.400	9 - 1:31.138	
5 - 1:32.004	10 - 1:34.370	
97	Pierre RENOM	Tatuus RC 98/99
1 - 5:32.426	6 - 1:33.841	11 - 1:49.719P
2 - 1:38.889	7 - X:00.000	
3 - 1:37.926	8 - 1:33.238	
4 - 1:35.291	9 - 1:38.187	
5 - 1:33.283	10 - 1:34.594	

**BARC Formula Renault Championship iaw Renault UK
GRID - RACE 5**

ROW 7	1:39.882	2	HEFFERMAN		
ROW 6		4	HANSELMAN	1:32.989	97 RENOM 1:33.238
ROW 5	1:30.770	66	PASCOE	1:31.628	27 KEAST
ROW 4		11	BLOSS	1:29.159	32 JOHNSEN 1:29.400
ROW 3	1:28.040	5	SCOTT	1:28.366	14 AUTIER
ROW 2		53	PICCOLI	1:26.519	8 PEARSON 1:26.683
ROW 1	1:25.758	48	WILSON	1:25.904	25 WILCOX
POLE					

Weather / Track Overcast / Dry
These results are provisional until the conclusion of any judicial and technical matters.

Oulton Park
 Circuit Length = 2.2260 miles.
 Start: 10:30 End: 11:09

Clerk of Course:	Stewards:	Timekeeper:
------------------	-----------	-------------

BARC Formula Renault Championship iaw Renault UK

RACE CLASSIFICATION - RACE 5

POS	NO	CL	NAME	NAT	ENTRY	TIME	LAPS	GAP	MPH	BEST
1	48	CH	Nicky WILSON		Tatuus	7:20.529	5		90.95	1:26.796
2	53	CH	Nino PICCOLI		Tatuus RC 99	7:22.303	5	1.774	90.58	1:26.924
3	25	CH	Nick WILCOX		Mygale SJ 99	7:25.005	5	4.476	90.03	1:27.254
4	8	CH	Ian PEARSON		Tatuus RC 97	7:25.704	5	5.175	89.89	1:27.339
5	14	CH	Denis AUTIER		Tatuus 99	7:35.180	5	14.651	88.02	1:28.887
6	11	CH	Martin BLOSS		Tatuus RC 97	7:35.939	5	15.410	87.88	1:28.666
7	27	CH	Simon KEAST		Mygale SJ 99	7:55.293	5	34.764	84.30	1:31.698
8	16	CH	Bob PEARSON		Tatuus RC 98/99	7:58.375	5	37.846	83.75	1:30.949
9	66	TR	Nick PASCOE		Tatuus	8:08.858	5	48.329	81.96	1:35.917
10	97	CH	Pierre RENOM		Tatuus RC 98/99	8:09.639	5	49.110	81.83	1:32.431
11	4	CH	Steve HANSELMAN		Tatuus RC99	8:17.741	5	57.212	80.50	1:31.812
12	2	CH	James HEFFERMAN		Tatuus RC97	8:19.322	5	58.793	80.24	1:35.252
NOT CLASSIFIED										
32	CH	John JOHNSEN		Tatuus RC 97		0	D.N.F.	N/A		
FASTEST LAP										
48	CH	Nicky WILSON		Tatuus		1:26.796	3	92.32mph	148.58kph	
66	TR	Nick PASCOE		Tatuus		1:35.917	3	83.54mph	134.45kph	

Weather / Track Bright / Dry

These results are provisional until the conclusion of any judicial and technical matters.

Oulton Park
Circuit Length = 2.2260 miles.
Start: 16:01 End: 16:09

Clerk of Course:	Stewards:	Timekeeper:

BARC Formula Renault Championship iaw Renault UK LAP CHART - RACE 5

Lap 1			Lap 2			Lap 3			Lap 4			Lap 5		
No	Behind	Laptime	No	Behind	Laptime	No	Behind	Laptime	No	Behind	Laptime	No	Behind	Laptime
48		1:32.297	48		1:27.031	48		1:26.796	48		1:27.001	48		1:27.404
53	1.569	1:33.866	53	1.462	1:26.924	53	1.789	1:27.123	53	2.181	1:27.393	53	1.774	1:26.997
8	2.007	1:34.304	8	2.655	1:27.679	8	3.198	1:27.339	25	4.068	1:27.511	25	4.476	1:27.812
25	2.838	1:35.135	25	3.061	1:27.254	25	3.558	1:27.293	8	4.903	1:28.706	8	5.175	1:27.676
14	6.038	1:38.335	14	8.657	1:29.650	14	11.277	1:29.416	14	13.168	1:28.892	14	14.651	1:28.887
11	6.149	1:38.446	11	9.243	1:30.125	11	11.781	1:29.334	11	14.148	1:29.368	11	15.410	1:28.666
66	6.487	1:38.784	27	15.245	1:35.178	16	20.830	1:31.771	16	24.778	1:30.949	27	34.764	1:36.444
27	7.098	1:39.395	16	15.855	1:34.644	27	21.027	1:32.578	27	25.724	1:31.698	16	37.846	1:40.472
16	8.242	1:40.539	4	16.580	1:34.888	4	21.596	1:31.812	4	27.303	1:32.708	66	48.329	1:36.241
4	8.723	1:41.020	66	20.505	1:41.049	66	29.626	1:35.917	66	39.492	1:36.867	97	49.110	1:34.358
2	21.056	1:53.353	97	30.359	1:35.627	97	36.726	1:33.163	97	42.156	1:32.431	4	57.212	1:57.313
97	21.763	1:54.060	2	32.671	1:38.646	2	41.683	1:35.808	2	50.945	1:36.263	2	58.793	1:35.252

Weather / Track Bright / Dry

These results are provisional until the conclusion of any judicial and technical matters.

Oulton Park
Circuit Length = 2.2260 miles.
Start: 16:01 End: 16:09

Clerk of Course:	Stewards:	Timekeeper:

Kumho BMW Championship QUALIFYING - RACE 6

POS	NO	CL	NAME	NAT	ENTRY	TIME	LAPS	GAP	MPH
1	3	A	Martyn BELL		BMW E46 M3	1:36.223	9		83.28
2	15	A	James MCALLISTER		BMW M3 E36	1:37.034	9	0.811	82.58
3	7	A	Don GRICE		BMW E36 M3	1:37.293	9	1.070	82.36
4	14	A	Scott GRANT		BMW E36 M3 Evo	1:38.489	9	2.266	81.36
5	17	A	Rick KERRY		BMW M5	1:38.516	9	2.293	81.34
6	19	A	Geoff COOK		BMW M3 E36	1:38.649	8	2.426	81.23
7	11	A	Mark GRADY		BMW	1:39.399	8	3.176	80.62
8	30	B	Richard MALLINSON		BMW M3	1:39.622	9	3.399	80.44
9	28	B	Carolyn BARKER	TEM	BMW E30	1:39.748	9	3.525	80.33
10	20	A	Ian HALL		BMW M3 E36	1:39.859	9	3.636	80.24
11	6	A	Colin WHITMORE		BMW E36 M3	1:40.106	9	3.883	80.05
12	35	B	Giovanni DI GENNARO		BMW E30 M3	1:40.324	7	4.101	79.87
13	61	D	Stuart LAWS		BMW 325 E30	1:44.297	9	8.074	76.83
14	70	D	Lea SANDY		BMW E30 325i	1:45.038	8	8.815	76.29
15	23	B	Evelyne BUANIC		BMW M3	1:45.278	9	9.055	76.11
16	65	D	Paul MOLONEY		BMW 325i	1:47.180	9	10.957	74.76
17	68	D	Dominic EVANS		BMW 325i	1:51.499	8	15.276	71.87

Weather / Track Overcast / Dry

These results are provisional until the conclusion of any judicial and technical matters.

Oulton Park
Circuit Length = 2.2260 miles.
Start: 11:13 End: 11:28

Clerk of Course:	Stewards:	Timekeeper:
------------------	-----------	-------------

Kumho BMW Championship LAP ANALYSIS - RACE 6

3	Martyn BELL	BMW E46 M3
1 -	2:40.175	6 - 1:37.532
2 -	1:38.068	7 - 1:54.533
3 -	1:37.478	8 - 1:36.330
4 -	1:37.688	9 - 1:36.815
5 -	1:36.223	
6	Colin WHITMORE	BMW E36 M3
1 -	2:50.275	6 - 1:40.530
2 -	1:43.857	7 - 1:40.370
3 -	1:42.039	8 - 1:40.584
4 -	1:40.106	9 - 1:41.720
5 -	1:41.262	
7	Don GRICE	BMW E36 M3
1 -	2:30.152	6 - 1:43.698
2 -	1:39.008	7 - 1:58.263
3 -	1:38.683	8 - 1:37.311
4 -	1:37.293	9 - 1:37.595
5 -	1:37.597	
11	Mark GRADY	BMW
1 -	2:55.289	6 - 1:44.777
2 -	2:05.768	7 - 1:39.780
3 -	1:41.185	8 - 1:39.399
4 -	1:50.690	
5 -	2:15.542	
14	Scott GRANT	BMW E36 M3 Evo
1 -	2:42.132	6 - 1:39.768
2 -	1:42.119	7 - 1:38.489
3 -	1:47.684	8 - 2:01.311
4 -	1:40.104	9 - 1:52.120
5 -	1:42.238	
15	James MCALLISTER	BMW M3 E36
1 -	2:30.858	6 - 1:46.456
2 -	1:38.880	7 - 1:57.794
3 -	1:37.239	8 - 1:44.752
4 -	1:37.431	9 - 1:37.503
5 -	1:37.034	
17	Rick KERRY	BMW M5
1 -	2:45.362	6 - 1:43.877
2 -	1:40.478	7 - 2:00.438
3 -	1:40.022	8 - 1:39.027
4 -	1:38.993	9 - 1:38.516
5 -	1:39.054	

Kumho BMW Championship

LAP ANALYSIS - RACE 6

(contd.)

19	Geoff COOK		BMW M3 E36
1 -	2:52.403	6 -	1:38.913
2 -	1:42.841	7 -	1:38.756
3 -	1:40.275	8 -	1:42.137
4 -	1:38.967		
5 -	1:38.649		
20	Ian HALL		BMW M3 E36
1 -	2:49.698	6 -	1:40.305
2 -	1:44.930	7 -	1:40.287
3 -	1:43.454	8 -	1:39.859
4 -	1:40.349	9 -	1:44.177
5 -	1:40.759		
23	Evelyne BUANIC		BMW M3
1 -	2:52.148	6 -	1:46.521
2 -	1:54.828	7 -	1:46.704
3 -	1:48.686	8 -	1:46.841
4 -	1:47.354	9 -	1:46.841
5 -	1:45.278		
28	Carolyn BARKER	TEM	BMW E30
1 -	2:56.411	6 -	1:40.113
2 -	1:48.792	7 -	1:39.837
3 -	1:42.530	8 -	1:40.596
4 -	1:42.345	9 -	1:39.748
5 -	1:40.589		
30	Richard MALLINSON		BMW M3
1 -	2:33.383	6 -	1:40.712
2 -	1:41.089	7 -	1:40.437
3 -	1:40.121	8 -	1:39.622
4 -	1:40.535	9 -	1:40.470
5 -	1:40.440		
35	Giovanni DI GENNARO		BMW E30 M3
1 -	3:06.573	6 -	1:40.324
2 -	1:50.956	7 -	2:02.503P
3 -	1:42.788		
4 -	1:41.632		
5 -	1:40.673		
61	Stuart LAWS		BMW 325 E30
1 -	2:55.012	6 -	1:44.297
2 -	1:51.914	7 -	1:46.430
3 -	1:46.892	8 -	1:45.133
4 -	1:46.267	9 -	1:45.694
5 -	1:44.931		

Kumho BMW Championship


LAP ANALYSIS - RACE 6

(contd.)

65	Paul MOLONEY	BMW 325i
1 - 2:54.016	6 - 1:48.080	
2 - 1:53.921	7 - 1:47.180	
3 - 1:49.029	8 - 1:47.403	
4 - 1:51.880	9 - 1:48.632	
5 - 1:47.801		
68	Dominic EVANS	BMW 325i
1 - 3:08.782	6 - 1:52.473	
2 - 1:59.161	7 - 2:06.323	
3 - 1:56.979	8 - 1:51.499	
4 - 1:54.417		
5 - 1:58.504		
70	Lea SANDY	BMW E30 325i
1 - 3:04.751	6 - 1:46.452	
2 - 2:00.374	7 - 1:46.136	
3 - 1:51.991	8 - 1:45.038	
4 - 1:47.239		
5 - 1:46.740		

Kumho BMW Championship

GRID - RACE 6

ROW 9	1:51.499	68	EVANS	
ROW 8	1:45.278	23	BUANIC	1:47.180 65 MOLONEY
ROW 7	1:44.297	61	LAWS	1:45.038 70 SANDY
ROW 6	1:40.106	6	WHITMORE	1:40.324 35 DI GENNARO
ROW 5	1:39.748	28	BARKER	1:39.859 20 HALL
ROW 4	1:39.399	11	GRADY	1:39.622 30 MALLINSON
ROW 3	1:38.516	17	KERRY	1:38.649 19 COOK
ROW 2	1:37.293	7	GRICE	1:38.489 14 GRANT
ROW 1	1:36.223	3	BELL	1:37.034 15 MCALLISTER
POLE				
				

Weather / Track Overcast / Dry

These results are provisional until the conclusion of any judicial and technical matters.

Oulton Park
Circuit Length = 2.2260 miles.
Start: 11:13 End: 11:28

Clerk of Course:	Stewards:	Timekeeper:
------------------	-----------	-------------

Kumho BMW Championship RACE CLASSIFICATION - RACE 6

POS	NO	CL	NAME	NAT	ENTRY	TIME	LAPS	GAP	MPH	BEST
1	3	A	Martyn BELL		BMW E46 M3	16:20.216	10		81.75	1:36.314
2	15	A	James MCALLISTER		BMW M3 E36	16:26.081	10	5.865	81.26	1:37.109
3	17	A	Rick KERRY		BMW M5	16:26.632	10	6.416	81.22	1:37.531
4	7	A	Don GRICE		BMW E36 M3	16:28.387	10	8.171	81.07	1:37.363
5	19	A	Geoff COOK		BMW M3 E36	16:31.512	10	11.296	80.82	1:37.771
6	14	A	Scott GRANT		BMW E36 M3 Evo	16:31.878	10	11.662	80.79	1:37.533
7	11	A	Mark GRADY		BMW	16:44.365	10	24.149	79.78	1:38.038
8	28	B	Carolyn BARKER		BMW E30	16:47.927	10	27.711	79.50	1:38.703
9	20	A	Ian HALL		BMW M3 E36	16:49.176	10	28.960	79.40	1:38.947
10	6	A	Colin WHITMORE		BMW E36 M3	16:56.322	10	36.106	78.84	1:39.913
11	35	B	Giovanni DI GENNARO		BMW E30 M3	16:57.457	10	37.241	78.76	1:39.585
12	23	B	Evelyne BUANIC		BMW M3	17:46.721	10	1:26.505	75.12	1:44.145
13	61	D	Stuart LAWS		BMW 325 E30	17:47.501	10	1:27.285	75.06	1:44.756
14	65	D	Paul MOLONEY		BMW 325i	16:44.187	9	1 LAP	71.82	1:49.105
15	68	D	Dominic EVANS		BMW 325i	16:53.169	9	1 LAP	71.18	1:49.091
NOT CLASSIFIED										
70	D	D	Lea SANDY		BMW E30 325i	12:29.403	7	D.N.F.	74.85	1:45.006
30	B	B	Richard MALLINSON		BMW M3	6:58.504	4	D.N.F.	76.59	1:39.231
FASTEST LAP										
3	A	A	Martyn BELL		BMW E46 M3	1:36.314	4	83.20mph		133.90kph
28	B	B	Carolyn BARKER		BMW E30	1:38.703	8	81.18mph		130.66kph
61	D	D	Stuart LAWS		BMW 325 E30	1:44.756	3	76.49mph		123.11kph

Weather / Track Bright / Dry

These results are provisional until the conclusion of any judicial and technical matters.

Oulton Park
Circuit Length = 2.2260 miles.
Start: 16:24 End: 16:40

Clerk of Course:	Stewards:	Timekeeper:
------------------	-----------	-------------

Kumho BMW Championship LAP CHART - RACE 6

Lap 1			Lap 2			Lap 3			Lap 4			Lap 5		
No	Behind	Laptime	No	Behind	Laptime	No	Behind	Laptime	No	Behind	Laptime	No	Behind	Laptime
3		1:43.475	3		1:37.007	3		1:36.727	3		1:36.314	3		1:37.319
17	1.024	1:44.499	17	2.007	1:37.990	15	2.570	1:37.109	15	3.652	1:37.396	15	4.941	1:38.608
15	1.513	1:44.988	15	2.188	1:37.682	17	3.978	1:38.698	17	5.791	1:38.127	17	6.095	1:37.623
19	2.669	1:46.144	7	4.040	1:37.986	7	5.093	1:37.780	7	6.596	1:37.817	7	6.640	1:37.363
7	3.061	1:46.536	19	4.967	1:39.305	19	6.532	1:38.292	19	8.120	1:37.902	19	9.340	1:38.539
30	3.933	1:47.408	30	6.157	1:39.231	14	9.702	1:39.955	14	11.348	1:37.960	14	11.800	1:37.771
14	4.822	1:48.297	14	6.474	1:38.659	30	9.969	1:40.539	11	11.967	1:38.038	11	13.037	1:38.389
11	5.421	1:48.896	11	7.422	1:39.008	11	10.243	1:39.548	20	14.925	1:39.390	28	19.195	1:39.658
20	6.418	1:49.893	20	9.309	1:39.898	20	11.849	1:39.267	28	16.856	1:39.746	20	21.340	1:43.734
28	7.317	1:50.792	28	11.197	1:40.887	28	13.424	1:38.954	6	18.918	1:39.913	6	22.642	1:41.043
6	7.961	1:51.436	6	12.112	1:41.158	6	15.319	1:39.934	35	19.889	1:39.585	35	23.808	1:41.238
35	9.110	1:52.585	35	12.995	1:40.892	35	16.618	1:40.350	30	24.981	1:51.326	61	45.958	1:46.418
61	11.520	1:54.995	61	19.486	1:44.973	61	27.515	1:44.756	61	36.859	1:45.658	23	46.895	1:46.205
70	13.429	1:56.904	23	21.157	1:44.145	23	29.520	1:45.090	23	38.009	1:44.803	70	48.378	1:45.503
23	14.019	1:57.494	70	22.525	1:46.103	70	31.137	1:45.339	70	40.194	1:45.371	65	1:09.309	1:50.071
68	16.559	2:00.034	68	30.240	1:50.688	68	43.221	1:49.708	65	56.557	1:49.105	68	1:21.321	1:50.451
65	17.070	2:00.545	65	30.775	1:50.712	65	43.766	1:49.718	68	1:08.189	2:01.282			

Kumho BMW Championship

LAP CHART - RACE 6

(contd.)

Lap 6			Lap 7			Lap 8			Lap 9			Lap 10		
No	Behind	Laptime	No	Behind	Laptime	No	Behind	Laptime	No	Behind	Laptime	No	Behind	Laptime
3		1:37.718	3		1:37.366	3		1:37.672	3		1:38.276	3		1:38.342
15	5.126	1:37.903	15	5.554	1:37.794	15	6.099	1:38.217	15	6.250	1:38.427	15	5.865	1:37.957
17	6.052	1:37.675	17	6.351	1:37.665	17	7.063	1:38.384	17	7.227	1:38.440	17	6.416	1:37.531
7	6.738	1:37.816	7	7.960	1:38.588	7	8.136	1:37.848	7	8.644	1:38.784	7	8.171	1:37.869
19	9.540	1:37.918	19	10.522	1:38.348	68	1 LAP	1:51.497	65	1 LAP	1:51.635	19	11.296	1:38.957
14	12.066	1:37.984	14	12.258	1:37.558	19	10.621	1:37.771	19	10.681	1:38.336	14	11.662	1:38.429
11	13.714	1:38.395	11	15.729	1:39.381	14	12.318	1:37.732	14	11.575	1:37.533	65	1 LAP	1:51.802
28	21.220	1:39.743	28	23.264	1:39.410	11	18.558	1:40.501	68	1 LAP	1:49.128	11	24.149	1:40.914
20	22.841	1:39.219	20	24.422	1:38.947	28	24.295	1:38.703	11	21.577	1:41.295	28	27.711	1:39.872
6	25.661	1:40.737	6	28.731	1:40.436	20	26.222	1:39.472	28	26.181	1:40.162	20	28.960	1:39.905
35	26.937	1:40.847	35	29.654	1:40.083	6	31.919	1:40.860	20	27.397	1:39.451	68	1 LAP	1:51.290
61	53.951	1:45.711	23	1:02.642	1:45.384	35	33.096	1:41.114	6	34.043	1:40.400	6	36.106	1:40.405
23	54.624	1:45.447	61	1:03.138	1:46.553	23	1:10.856	1:45.886	35	35.140	1:40.320	35	37.241	1:40.443
70	55.666	1:45.006	70	1:03.477	1:45.177	61	1:11.257	1:45.791	23	1:19.154	1:46.574	23	1:26.505	1:45.693
65	1:22.138	1:50.547	65	1:34.824	1:50.052				61	1:19.724	1:46.743	61	1:27.285	1:45.903
68	1:32.694	1:49.091												

Caterham Graduate Championship - Mega Graduate C

QUALIFYING - RACE 7

POS	NO	CL	NAME	NAT	ENTRY	TIME	LAPS	GAP	MPH
1	1		Jamie ELLWOOD		Caterham Seven	1:38.869	9		81.05
2	2		Guy HALLEY		Caterham Seven	1:40.121	9	1.252	80.03
3	21		Martin AMISON		Caterham Seven	1:40.183	9	1.314	79.99
4	28		Charlie HUNT		Caterham Seven	1:40.328	9	1.459	79.87
5	3		George LONGMUIR		Caterham Seven	1:40.371	9	1.502	79.84
6	12		Paul HUDSON		Caterham Seven	1:40.462	9	1.593	79.76
7	11		Christopher BATTEN		Caterham Seven	1:40.514	9	1.645	79.72
8	4		Franek LOW		Caterham Seven	1:40.880	9	2.011	79.43
9	8		Nick FROST		Caterham Seven	1:40.951	9	2.082	79.38
10	24		Michael THORNHILL		Caterham Seven	1:41.098	9	2.229	79.26
11	7		Bob WILSON		Caterham Seven	1:41.204	9	2.335	79.18
12	30		Chris FOX		Caterham Seven	1:41.424	9	2.555	79.01
13	5		Tim JUMP		Caterham Seven	1:41.479	9	2.610	78.96
14	6		Michaele APOSTLIDES		Caterham Seven	1:42.637	9	3.768	78.07
15	16		Ian NOBLE		Caterham Seven	1:42.729	9	3.860	78.00
16	25		Nick WOODS		Caterham Seven	1:43.346	9	4.477	77.54
17	9		Valerie DIEDERICHS		Caterham Seven	1:43.462	9	4.593	77.45
18	23		Giles WARDLE		Caterham Seven	1:43.543	9	4.674	77.39
19	22		Keith PENNINGTON		Caterham Seven	1:44.105	9	5.236	76.97
20	19		Mark HARRISON		Caterham Seven	1:44.251	9	5.382	76.86
21	38		Ted REDDICK		Caterham Seven	1:50.226	8	11.357	72.70

Weather / Track Overcast / Dry

These results are provisional until the conclusion of any judicial and technical matters.

Oulton Park
Circuit Length = 2.2260 miles.
Start: 11:34 End: 11:49

Clerk of Course:	Stewards:	Timekeeper:
------------------	-----------	-------------

Caterham Graduate Championship - Mega Graduate C

LAP ANALYSIS - RACE 7

1	Jamie ELLWOOD	Caterham Seven
1 - 5:07.828	6 - 1:41.054	
2 - 1:40.993	7 - 1:45.682P	
3 - 1:39.756	8 - 2:01.159	
4 - 1:39.994	9 - 1:38.869	
5 - 1:40.096		
2	Guy HALLEY	Caterham Seven
1 - 5:04.222	6 - 1:40.406	
2 - 1:41.487	7 - 1:41.155	
3 - 1:41.564	8 - 1:43.762	
4 - 1:41.587	9 - 1:41.363	
5 - 1:40.121		
3	George LONGMUIR	Caterham Seven
1 - 5:15.577	6 - 1:40.498	
2 - 1:42.917	7 - 1:41.095	
3 - 1:41.901	8 - 1:40.371	
4 - 1:41.418	9 - 1:40.890	
5 - 1:41.699		
4	Franek LOW	Caterham Seven
1 - 5:08.116	6 - 1:40.880	
2 - 1:43.328	7 - 1:43.974	
3 - 1:41.594	8 - 1:41.455	
4 - 1:41.819	9 - 1:42.891	
5 - 1:43.406		
5	Tim JUMP	Caterham Seven
1 - 5:12.450	6 - 1:42.409	
2 - 1:43.751	7 - 1:41.575	
3 - 1:42.338	8 - 1:41.881	
4 - 1:42.990	9 - 1:42.323	
5 - 1:41.479		
6	Michaele APOSTLIDES	Caterham Seven
1 - 5:30.145	6 - 1:43.524	
2 - 1:45.932	7 - 1:43.497	
3 - 1:43.729	8 - 1:45.731	
4 - 1:43.549	9 - 1:42.637	
5 - 2:20.291		
7	Bob WILSON	Caterham Seven
1 - 5:15.080	6 - 1:41.204	
2 - 1:44.336	7 - 1:42.455	
3 - 1:41.853	8 - 1:42.146	
4 - 1:41.355	9 - 1:42.317	
5 - 1:42.251		

Caterham Graduate Championship - Mega Graduate C

LAP ANALYSIS - RACE 7

(contd.)

8	Nick FROST	Caterham Seven
1 - 5:14.335	6 - 1:40.972	
2 - 1:43.246	7 - 1:42.403	
3 - 1:41.332	8 - 1:41.385	
4 - 1:42.075	9 - 1:40.951	
5 - 1:41.621		
9	Valerie DIEDERICHS	Caterham Seven
1 - 5:13.586	6 - 1:44.362	
2 - 1:47.558	7 - 1:43.462	
3 - 1:44.279	8 - 1:43.674	
4 - 1:44.424	9 - 1:43.540	
5 - 1:44.482		
11	Christopher BATTEN	Caterham Seven
1 - 5:47.570	6 - 1:41.146	
2 - 1:44.259	7 - 1:41.907	
3 - 1:42.097	8 - 1:40.856	
4 - 1:41.470	9 - 1:40.514	
5 - 1:41.683		
12	Paul HUDSON	Caterham Seven
1 - 5:05.517	6 - 1:43.119	
2 - 1:47.917	7 - 1:50.578	
3 - 1:41.522	8 - 1:42.860	
4 - 1:40.823	9 - 1:40.462	
5 - 1:40.976		
16	Ian NOBLE	Caterham Seven
1 - 5:18.467	6 - 1:43.728	
2 - 1:44.984	7 - 1:43.816	
3 - 1:43.970	8 - 1:43.179	
4 - 1:43.838	9 - 1:43.477	
5 - 1:42.729		
19	Mark HARRISON	Caterham Seven
1 - 5:26.722	6 - 1:45.066	
2 - 1:46.400	7 - 1:44.251	
3 - 1:44.857	8 - 1:45.090	
4 - 1:46.383	9 - 1:46.143	
5 - 1:45.458		
21	Martin AMISON	Caterham Seven
1 - 5:03.944	6 - 1:40.578	
2 - 1:46.312	7 - 1:40.202	
3 - 1:40.536	8 - 1:40.183	
4 - 1:40.785	9 - 1:41.387	
5 - 1:41.470		

Caterham Graduate Championship - Mega Graduate C LAP ANALYSIS - RACE 7


(contd.)

22	Keith PENNINGTON	Caterham Seven
1 - 5:23.737	6 - 1:44.105	
2 - 1:48.647	7 - 1:45.058	
3 - 1:46.345	8 - 1:44.294	
4 - 1:46.913	9 - 1:45.625	
5 - 1:45.870		
23	Giles WARDLE	Caterham Seven
1 - 5:21.506	6 - 1:43.909	
2 - 1:46.557	7 - 1:43.930	
3 - 1:45.842	8 - 1:45.215	
4 - 1:45.560	9 - 1:43.543	
5 - 1:44.595		
24	Michael THORNHILL	Caterham Seven
1 - 5:47.037	6 - 1:41.133	
2 - 1:44.037	7 - 1:41.624	
3 - 1:42.184	8 - 1:41.098	
4 - 1:41.729	9 - 1:41.160	
5 - 1:43.510		
25	Nick WOODS	Caterham Seven
1 - 5:28.659	6 - 1:44.421	
2 - 1:47.029	7 - 1:46.287	
3 - 1:46.182	8 - 1:43.346	
4 - 1:44.593	9 - 1:46.891	
5 - 1:45.591		
28	Charlie HUNT	Caterham Seven
1 - 5:45.060	6 - 1:40.737	
2 - 1:42.096	7 - 1:40.328	
3 - 1:41.156	8 - 1:40.793	
4 - 1:41.615	9 - 1:41.254	
5 - 1:40.917		
30	Chris FOX	Caterham Seven
1 - 5:06.013	6 - 1:44.872	
2 - 1:43.189	7 - 1:43.045	
3 - 1:41.463	8 - 1:42.428	
4 - 1:41.749	9 - 1:43.340	
5 - 1:41.424		
38	Ted REDDICK	Caterham Seven
1 - 5:43.001	6 - 1:50.528	
2 - 1:56.998	7 - 1:53.460	
3 - 1:53.867	8 - 1:52.591	
4 - 1:52.240		
5 - 1:50.226		

Caterham Graduate Championship - Mega Graduate C

GRID - RACE 7

ROW 11	1:50.226 38 REDDICK		
ROW 10	1:44.105 22 PENNINGTON		1:44.251 19 HARRISON
ROW 9	1:43.462 9 DIEDERICHS		1:43.543 23 WARDLE
ROW 8	1:42.729 16 NOBLE		1:43.346 25 WOODS
ROW 7	1:41.479 5 JUMP		1:42.637 6 APOSTLIDES
ROW 6	1:41.204 7 WILSON		1:41.424 30 FOX
ROW 5	1:40.951 8 FROST		1:41.098 24 THORNHILL
ROW 4	1:40.514 11 BATTEN		1:40.880 4 LOW
ROW 3	1:40.371 3 LONGMUIR		1:40.462 12 HUDSON
ROW 2	1:40.183 21 AMISON		1:40.328 28 HUNT
ROW 1	1:38.869 1 ELLWOOD		1:40.121 2 HALLEY
	POLE		



Weather / Track Overcast / Dry
These results are provisional until the conclusion of any judicial and technical matters.

Oulton Park
 Circuit Length = 2.2260 miles.
 Start: 11:34 End: 11:49

Clerk of Course:	Stewards:	Timekeeper:
------------------	-----------	-------------

Caterham Graduate Championship - Mega Graduate C

RACE CLASSIFICATION - RACE 7 AMENDED

POS	NO	CL	NAME	NAT	ENTRY	TIME	LAPS	GAP	MPH	BEST
1	1		Jamie ELLWOOD		Caterham Seven	16:50.889	10		79.27	1:39.929
2	3		George LONGMUIR		Caterham Seven	17:02.130	10	11.241	78.40	1:40.672
3	12		Paul HUDSON		Caterham Seven	17:04.200	10	13.311	78.24	1:40.693
4	8		Nick FROST		Caterham Seven	17:04.825	10	13.936	78.19	1:41.126
5	6		Michaele APOSTLIDES		Caterham Seven	17:04.925	10	14.036	78.18	1:40.344
6	5		Tim JUMP		Caterham Seven	17:12.535	10	21.646	77.61	1:41.335
7	30		Chris FOX		Caterham Seven	17:13.097	10	22.208	77.56	1:41.479
8	21		Martin AMISON		Caterham Seven	17:16.197	10	25.308	77.33	1:41.018
9	7		Bob WILSON		Caterham Seven	17:17.712	10	26.823	77.22	1:41.998
10	9		Valerie DIEDERICHS		Caterham Seven	17:18.101	10	27.212	77.19	1:41.289
11	16		Ian NOBLE		Caterham Seven	17:18.404	10	27.515	77.17	1:41.278
12	23		Giles WARDLE		Caterham Seven	17:27.641	10	36.752	76.49	1:42.661
13	11		Christopher BATTEN		Caterham Seven	17:28.010	10	37.121	76.46	1:40.443
14	25		Nick WOODS		Caterham Seven	17:30.712	10	39.823	76.26	1:42.960
15	4		Franek LOW		Caterham Seven	17:33.985	10	43.096	76.03	1:40.999
16	19		Mark HARRISON		Caterham Seven	17:34.404	10	43.515	76.00	1:43.043
17	22		Keith PENNINGTON		Caterham Seven	17:39.599	10	48.710	75.62	1:43.651
18	38		Ted REDDICK		Caterham Seven	18:01.831	10	1:10.942	74.07	1:45.382
NOT CLASSIFIED										
2			Guy HALLEY		Caterham Seven	11:27.598	6	D.N.F.	69.92	1:40.147
FASTEST LAP										
1			Jamie ELLWOOD		Caterham Seven	1:39.929	6	80.19mph		129.05kph

Car 28 Excluded from results
Weather / Track Bright / Dry

These results are provisional until the conclusion of any judicial and technical matters.

Oulton Park
Circuit Length = 2.2260 miles.
Start: 16:52 End: 17:09

Clerk of Course:	Stewards:	Timekeeper:

Caterham Graduate Championship - Mega Graduate C

LAP CHART - RACE 7

Lap 1			Lap 2			Lap 3			Lap 4			Lap 5		
No	Behind	Laptime	No	Behind	Laptime	No	Behind	Laptime	No	Behind	Laptime	No	Behind	Laptime
1		1:46.122	1		1:40.373	1		1:40.322	1		1:40.297	1		1:40.657
2	0.090	1:46.212	2	0.222	1:40.505	2	0.269	1:40.369	2	0.119	1:40.147	2	0.508	1:41.046
28	0.472	1:46.594	28	0.711	1:40.612	28	0.867	1:40.478	28	0.658	1:40.088	28	0.619	1:40.618
3	1.327	1:47.449	3	1.626	1:40.672	3	2.254	1:40.950	3	3.339	1:41.382	3	4.468	1:41.786
12	1.644	1:47.766	12	1.964	1:40.693	12	3.102	1:41.460	12	4.489	1:41.684	12	5.480	1:41.648
11	2.272	1:48.394	11	2.342	1:40.443	11	3.205	1:41.185	11	4.598	1:41.690	11	5.648	1:41.707
8	4.327	1:50.449	8	6.007	1:42.053	8	7.288	1:41.603	8	8.428	1:41.437	8	8.897	1:41.126
6	4.647	1:50.769	6	6.042	1:41.768	6	7.734	1:42.014	6	9.463	1:42.026	6	11.341	1:42.535
21	5.242	1:51.364	21	7.305	1:42.436	21	8.414	1:41.431	21	10.094	1:41.977	21	11.422	1:41.985
7	7.299	1:53.421	5	8.970	1:41.823	5	10.343	1:41.695	5	12.516	1:42.470	5	14.112	1:42.253
5	7.520	1:53.642	30	9.907	1:42.429	30	12.154	1:42.569	30	14.043	1:42.186	30	15.509	1:42.123
30	7.851	1:53.973	7	11.450	1:44.524	7	14.049	1:42.921	7	16.698	1:42.946	7	18.078	1:42.037
9	8.289	1:54.411	9	11.720	1:43.804	9	14.536	1:43.138	9	16.797	1:42.558	16	19.963	1:43.566
16	8.604	1:54.726	16	11.952	1:43.721	16	14.607	1:42.977	16	17.054	1:42.744	9	19.996	1:43.856
25	9.084	1:55.206	25	12.346	1:43.635	25	16.153	1:44.129	25	18.816	1:42.960	23	22.339	1:43.863
23	10.840	1:56.962	23	13.128	1:42.661	23	16.651	1:43.845	23	19.133	1:42.779	25	22.826	1:44.667
22	10.997	1:57.119	22	15.266	1:44.642	22	20.039	1:45.095	22	25.303	1:45.561	19	28.463	1:43.551
19	11.458	1:57.580	19	15.367	1:44.282	19	20.084	1:45.039	19	25.569	1:45.782	22	29.531	1:44.885
38	14.987	2:01.109	38	22.334	1:47.720	4	30.047	1:44.415	4	32.433	1:42.683	4	34.872	1:43.096
4	22.374	2:08.496	4	25.954	1:43.953	38	30.318	1:48.306	38	37.011	1:46.990	38	43.298	1:46.944

Weather / Track Bright / Dry

These results are provisional until the conclusion of any judicial and technical matters.

Oulton Park
Circuit Length = 2.2260 miles.
Start: 16:52 End: 17:09

Clerk of Course:	Stewards:	Timekeeper:
------------------	-----------	-------------

Caterham Graduate Championship - Mega Graduate C

LAP CHART - RACE 7

(contd.)

Lap 6			Lap 7			Lap 8			Lap 9			Lap 10		
No	Behind	Laptime	No	Behind	Laptime	No	Behind	Laptime	No	Behind	Laptime	No	Behind	Laptime
1		1:39.929	1		1:40.480	1		1:40.787	1		1:40.944	1		1:40.978
3	6.541	1:42.002	11	8.223	1:41.998	3	9.728	1:41.332	3	10.690	1:41.906	28	11.001	1:40.265
11	6.705	1:40.986	3	9.183	1:43.122	12	12.362	1:42.141	28	11.714	1:39.927	3	11.241	1:41.529
12	7.279	1:41.728	8	10.972	1:41.170	8	12.681	1:42.496	12	13.098	1:41.680	12	13.311	1:41.191
8	10.282	1:41.314	12	11.008	1:44.209	28	12.731	1:39.856	8	13.225	1:41.488	8	13.936	1:41.689
28	13.308	1:52.618	28	13.662	1:40.834	6	14.249	1:40.832	6	13.649	1:40.344	6	14.036	1:41.365
6	13.502	1:42.090	6	14.204	1:41.182	11	14.585	1:47.149	5	19.913	1:42.375	5	21.646	1:42.711
21	14.702	1:43.209	21	15.240	1:41.018	5	18.482	1:42.872	30	21.257	1:42.788	30	22.208	1:41.929
5	15.542	1:41.359	5	16.397	1:41.335	21	18.637	1:44.184	21	23.697	1:46.004	21	25.308	1:42.589
30	17.233	1:41.653	30	18.232	1:41.479	30	19.413	1:41.968	11	25.157	1:51.516	7	26.823	1:42.608
7	21.259	1:43.110	7	22.853	1:42.074	7	24.139	1:42.073	7	25.193	1:41.998	9	27.212	1:42.632
9	22.461	1:42.394	9	24.229	1:42.248	9	24.731	1:41.289	9	25.558	1:41.771	16	27.515	1:41.278
16	22.592	1:42.558	16	24.721	1:42.609	16	25.585	1:41.651	16	27.215	1:42.574	23	36.752	1:44.480
23	25.835	1:43.425	23	28.044	1:42.689	23	31.382	1:44.125	23	33.250	1:42.812	11	37.121	1:52.942
25	27.111	1:44.214	25	30.126	1:43.495	25	33.257	1:43.918	25	36.295	1:43.982	25	39.823	1:44.506
19	32.661	1:44.127	19	35.934	1:43.753	19	38.414	1:43.267	19	40.513	1:43.043	4	43.096	1:43.081
22	33.420	1:43.818	22	36.755	1:43.815	4	40.938	1:42.559	4	40.993	1:40.999	19	43.515	1:43.980
4	37.775	1:42.832	4	39.166	1:41.871	22	41.459	1:45.491	22	44.166	1:43.651	22	48.710	1:45.522
38	50.785	1:47.416	38	56.817	1:46.512	38	1:01.871	1:45.841	38	1:06.309	1:45.382	38	1:10.942	1:45.611
2	1:19.898	2:59.319P												

Weather / Track Bright / Dry

These results are provisional until the conclusion of any judicial and technical matters.

Oulton Park

Circuit Length = 2.2260 miles.

Start: 16:52 End: 17:09

Clerk of Course:	Stewards:	Timekeeper:

Fuelforce Classic Clubmans Championship QUALIFYING - RACE 8

POS	NO	CL	NAME	NAT	ENTRY	TIME	LAPS	GAP	MPH
1	17	A	Mike EVANS		Mallock Mk16	1:28.035	7		91.02
2	11	A	David CHILDS		Phantom P79	1:28.674	8	0.639	90.37
3	2	A	Ray HARPER		Phantom P79	1:29.354	10	1.319	89.68
4	30	A	Malcolm JACKSON		Mallock Mk 20B	1:29.920	9	1.885	89.11
5	6	A	Geoff GOGAN		Cryphon C73	1:31.587	6	3.552	87.49
6	13	A	Darren GREEN		Mallock Mk 19	1:31.742	10	3.707	87.34
7	5	A	Gavin CHILDS		Gryphon C73/75	1:32.073	9	4.038	87.03
8	3	A	Mike HICKSON		Mallock Mk 20B	1:32.243	9	4.208	86.87
9	26	A	Robin BOOTH		Mallock Mk 20B	1:32.497	10	4.462	86.63
10	33	A	Graham ONION		Mallock 14E	1:32.689	10	4.654	86.45
11	27	A	Finley BASON		Myers Special	1:33.737	9	5.702	85.49
12	90	D	Jared WOOD		Batten Mk 1	1:34.313	7	6.278	84.96
13	66	B	Barry WEBB		Mallock 16 BW	1:35.590	9	7.555	83.83
14	68	B	Dave FACER		Mallock Mk 18BW	1:35.609	9	7.574	83.81
15	44	B	Ian MITCHELL		IM Mk I	1:36.508	9	8.473	83.03
16	21	B	Mark CHARTERIS		Mallock Mk 20B	1:37.013	9	8.978	82.60
17	34	A	Antony DENHAM		Doris	1:37.509	3	9.474	82.18
18	69	B	Alan DAVENPORT		Mallock Mk 18	1:39.491	9	11.456	80.54
19	60	B	Steven CHAPLIN		Mallock Mk 14	1:39.553	9	11.518	80.49
20	23	B	Philip O'HALLORAN		Mallock Mk 20B	1:41.851	9	13.816	78.68
21	1	A	Peter HARPER		Mallock Mk 20b	1:45.090	3	17.055	76.25
22	88	B	Peter CARTER		Mallock Mk 20B/21	1:45.703	4	17.668	75.81

Weather / Track Overcast / Dry

These results are provisional until the conclusion of any judicial and technical matters.

Oulton Park
Circuit Length = 2.2260 miles.
Start: 11:54 End: 12:09

Clerk of Course:	Stewards:	Timekeeper:
------------------	-----------	-------------

Fuelforce Classic Clubmans Championship LAP ANALYSIS RACE 8

1	Peter HARPER	Mallock Mk 20b
1 - 3:45.093 2 - 1:45.090 3 - 1:56.249P		
2	Ray HARPER	Phantom P79
1 - 3:43.834 6 - 1:29.999 2 - 1:33.162 7 - 1:30.188 3 - 1:31.975 8 - 1:49.127 4 - 1:31.393 9 - 1:31.838 5 - 1:29.354 10 - 1:31.380		
3	Mike HICKSON	Mallock Mk 20B
1 - 4:19.635 6 - 1:32.243 2 - 1:38.194 7 - 1:32.616 3 - 1:34.713 8 - 1:32.334 4 - 1:33.735 9 - 1:32.305 5 - 1:32.765		
5	Gavin CHILDS	Gryphon C73/75
1 - 4:11.011 6 - 1:32.073 2 - 1:38.527 7 - 1:33.727 3 - 1:32.823 8 - 1:33.728 4 - 1:34.062 9 - 1:41.358P 5 - 1:33.121		
6	Geoff GOGAN	Cryphon C73
1 - 4:07.780 6 - 1:31.587 2 - 1:39.197 3 - 1:34.306 4 - 1:34.147 5 - 1:33.013		
11	David CHILDS	Phantom P79
1 - 4:16.082 6 - 1:29.211 2 - 1:36.516 7 - 1:28.674 3 - 1:33.088 8 - 1:55.721P 4 - 1:31.343 5 - 1:30.534		

Weather / Track Overcast / Dry

These results are provisional until the conclusion of any judicial and technical matters.

Oulton Park
Circuit Length = 2.2260 miles.
Start: 11:54 End: 12:09

Clerk of Course:	Stewards:	Timekeeper:
------------------	-----------	-------------

Fuelforce Classic Clubmans Championship

LAP ANALYSIS RACE 8

(contd.)

13	Darren GREEN	Mallock Mk 19
1 - 3:46.496	6 - 1:31.986	
2 - 1:34.020	7 - 1:32.907	
3 - 1:33.229	8 - 1:31.951	
4 - 1:31.742	9 - 1:32.805	
5 - 1:33.949	10 - 1:32.780	
17	Mike EVANS	Mallock Mk16
1 - 4:10.163	6 - 1:29.106	
2 - 1:38.850	7 - 1:28.035	
3 - 1:31.799		
4 - 1:30.826		
5 - 1:29.670		
21	Mark CHARTERIS	Mallock Mk 20B
1 - 3:57.962	6 - 1:39.559	
2 - 1:42.564	7 - 1:38.781	
3 - 1:39.128	8 - 1:38.454	
4 - 1:40.017	9 - 1:37.013	
5 - 1:38.169		
23	Philip O'HALLORAN	Mallock Mk 20B
1 - 4:08.181	6 - 1:44.152	
2 - 1:51.218	7 - 1:43.924	
3 - 1:46.089	8 - 1:42.149	
4 - 1:46.444	9 - 1:41.851	
5 - 1:44.244		
26	Robin BOOTH	Mallock Mk 20B
1 - 3:51.491	6 - 1:33.014	
2 - 1:34.026	7 - 1:36.076	
3 - 1:32.497	8 - 1:33.296	
4 - 1:33.334	9 - 1:33.430	
5 - 1:32.878	10 - 1:33.382	
27	Finley BASON	Myers Special
1 - 4:09.496	6 - 1:34.887	
2 - 1:42.850	7 - 1:37.018	
3 - 1:38.056	8 - 1:34.186	
4 - 1:38.415	9 - 1:33.737	
5 - 1:35.700		

Weather / Track Overcast / Dry

These results are provisional until the conclusion of any judicial and technical matters.

Oulton Park
Circuit Length = 2.2260 miles.
Start: 11:54 End: 12:09

Clerk of Course:	Stewards:	Timekeeper:
------------------	-----------	-------------

Fuelforce Classic Clubmans Championship

LAP ANALYSIS RACE 8

(contd.)

30	Malcolm JACKSON	Mallock Mk 20B
1 - 3:49.371	6 - 1:29.920	
2 - 1:34.998	7 - 1:31.044	
3 - 1:31.274	8 - 1:30.689	
4 - 1:30.698	9 - 1:31.360	
5 - 1:30.837		
33	Graham ONION	Mallock 14E
1 - 3:50.064	6 - 1:32.782	
2 - 1:37.988	7 - 1:33.649	
3 - 1:34.671	8 - 1:33.626	
4 - 1:33.142	9 - 1:32.689	
5 - 1:32.814	10 - 1:33.783	
34	Antony DENHAM	Doris
1 - 3:54.547		
2 - 1:37.509		
3 - 1:36.981P		
44	Ian MITCHELL	IM Mk I
1 - 3:57.152	6 - 1:38.270	
2 - 1:44.450	7 - 1:40.766	
3 - 1:39.333	8 - 1:36.508	
4 - 1:40.825	9 - 1:37.167	
5 - 1:38.219		
60	Steven CHAPLIN	Mallock Mk 14
1 - 4:06.281	6 - 1:41.000	
2 - 1:46.097	7 - 1:40.201	
3 - 1:46.795	8 - 1:41.001	
4 - 1:42.966	9 - 1:39.553	
5 - 1:42.940		
66	Barry WEBB	Mallock 16 BW
1 - 4:05.574	6 - 1:37.280	
2 - 1:44.501	7 - 1:36.286	
3 - 1:40.091	8 - 1:35.590	
4 - 1:42.048	9 - 1:35.705	
5 - 1:39.314		

Weather / Track Overcast / Dry

These results are provisional until the conclusion of any judicial and technical matters.

Oulton Park
Circuit Length = 2.2260 miles.
Start: 11:54 End: 12:09

Clerk of Course:	Stewards:	Timekeeper:
------------------	-----------	-------------

Fuelforce Classic Clubmans Championship

LAP ANALYSIS RACE 8

(contd.)

68	Dave FACER	Mallock Mk 18BW
1 - 4:22.684	6 - 1:37.005	
2 - 1:44.359	7 - 1:36.424	
3 - 1:39.517	8 - 1:35.609	
4 - 1:38.598	9 - 1:56.380P	
5 - 1:38.551		
69	Alan DAVENPORT	Mallock Mk 18
1 - 4:02.019	6 - 1:40.815	
2 - 1:49.867	7 - 1:44.096	
3 - 1:46.276	8 - 1:40.471	
4 - 1:46.652	9 - 1:39.491	
5 - 1:43.477		
88	Peter CARTER	Mallock Mk 20B/21
1 - 4:24.196		
2 - 1:45.703		
3 - 1:45.879		
4 - 2:20.563P		
90	Jared WOOD	Batten Mk 1
1 - 4:16.404	6 - 2:42.287	
2 - 1:40.815	7 - 1:49.722P	
3 - 1:34.313		
4 - 1:44.721		
5 - 1:43.660P		

Weather / Track Overcast / Dry

These results are provisional until the conclusion of any judicial and technical matters.


Oulton Park
Circuit Length = 2.2260 miles.
Start: 11:54 End: 12:09

Clerk of Course:	Stewards:	Timekeeper:
------------------	-----------	-------------

Fuelforce Classic Clubmans Championship

GRID - RACE 8

ROW 11	1:45.090 1 HARPER	1:45.703 88 CARTER
ROW 10	1:39.553 60 CHAPLIN	1:41.851 23 O'HALLORAN
ROW 9	1:37.509 34 DENHAM	1:39.491 69 DAVENPORT
ROW 8	1:36.508 44 MITCHELL	1:37.013 21 CHARTERIS
ROW 7	1:35.590 66 WEBB	1:35.609 68 FACER
ROW 6	1:33.737 27 BASON	1:34.313 90 WOOD
ROW 5	1:32.497 26 BOOTH	1:32.689 33 ONION
ROW 4	1:32.073 5 CHILDS	1:32.243 3 HICKSON
ROW 3	1:31.587 6 GOGAN	1:31.742 13 GREEN
ROW 2	1:29.354 2 HARPER	1:29.920 30 JACKSON
ROW 1	1:28.035 17 EVANS	1:28.674 11 CHILDS
POLE		



Weather / Track Overcast / Dry
These results are provisional until the conclusion of any judicial and technical matters.

Oulton Park
 Circuit Length = 2.2260 miles.
 Start: 11:54 End: 12:09

Clerk of Course:	Stewards:	Timekeeper:
------------------	-----------	-------------

Fuelforce Classic Clubmans Championship

RACE CLASSIFICATION - RACE 8

POS	NO	CL	NAME	NAT	ENTRY	TIME	LAPS	GAP	MPH	BEST
1	11	A	David CHILDS		Phantom P79	14:49.723	10		90.06	1:27.728
2	17	A	Mike EVANS		Mallock Mk16	14:58.968	10	9.245	89.14	1:27.709
3	30	A	Malcolm JACKSON		Mallock Mk 20B	14:59.416	10	9.693	89.09	1:28.398
4	2	A	Ray HARPER		Phantom P79	15:18.330	10	28.607	87.26	1:28.624
5	3	A	Mike HICKSON		Mallock Mk 20B	15:27.857	10	38.134	86.36	1:30.885
6	5	A	Gavin CHILDS		Gryphon C73/75	15:33.063	10	43.340	85.88	1:32.159
7	33	A	Graham ONION		Mallock 14E	15:39.935	10	50.212	85.25	1:31.900
8	34	A	Antony DENHAM		Doris	15:46.556	10	56.833	84.66	1:31.079
9	27	A	Finley BASON		Myers Special	15:51.043	10	1:01.320	84.26	1:32.646
10	26	A	Robin BOOTH		Mallock Mk 20B	15:51.722	10	1:01.999	84.20	1:32.460
11	88	B	Peter CARTER		Mallock Mk 20B/21	16:11.206	10	1:21.483	82.51	1:34.075
12	68	B	Dave FACER		Mallock Mk 18BW	16:16.268	10	1:26.545	82.08	1:34.553
13	44	B	Ian MITCHELL		IM Mk I	14:53.586	9	1 LAP	80.71	1:36.503
14	21	B	Mark CHARTERIS		Mallock Mk 20B	14:58.868	9	1 LAP	80.23	1:37.178
15	60	B	Steven CHAPLIN		Mallock Mk 14	15:25.989	9	1 LAP	77.88	1:40.052
16	69	B	Alan DAVENPORT		Mallock Mk 18	15:26.677	9	1 LAP	77.82	1:40.092
17	23	B	Philip O'HALLORAN		Mallock Mk 20B	15:33.385	9	1 LAP	77.27	1:41.006
18	90	D	Jared WOOD		Batten Mk 1	15:24.293	8	2 LAPS	69.36	1:33.020

NOT CLASSIFIED

66	B	Barry WEBB		Mallock 16 BW	13:01.561	8	D.N.F.	82.02	1:34.839
13	A	Darren GREEN		Mallock Mk 19	11:34.305	7	D.N.F.	80.79	1:32.422
6	A	Geoff GOGAN		Cryphon C73	7:13.079	4	D.N.F.	74.01	1:34.115
1	A	Peter HARPER		Mallock Mk 20b	5:50.217	3	D.N.F.	68.64	1:32.835

FASTEST LAP

17	A	Mike EVANS		Mallock Mk16	1:27.709	5	91.36mph	147.03kph
90	D	Jared WOOD		Batten Mk 1	1:33.020	4	86.14mph	138.64kph
88	B	Peter CARTER		Mallock Mk 20B/21	1:34.075	8	85.18mph	137.08kph

Weather / Track Overcast / Dry

These results are provisional until the conclusion of any judicial and technical matters.

Oulton Park
Circuit Length = 2.2260 miles.
Start: 17:22 End: 17:37

Clerk of Course:	Stewards:	Timekeeper:
------------------	-----------	-------------

Fuelforce Classic Clubmans Championship

LAP CHART - RACE 8

Lap 1			Lap 2			Lap 3			Lap 4			Lap 5		
No	Behind	Laptime	No	Behind	Laptime	No	Behind	Laptime	No	Behind	Laptime	No	Behind	Laptime
11		1:34.718	11		1:28.978	11		1:28.927	11		1:29.838	11		1:27.741
17	0.867	1:35.585	17	0.568	1:28.679	17	0.709	1:29.068	17	0.692	1:29.821	17	0.660	1:27.709
30	1.726	1:36.444	30	2.485	1:29.737	30	2.738	1:29.180	30	1.628	1:28.728	30	2.285	1:28.398
2	2.610	1:37.328	2	3.449	1:29.817	2	3.146	1:28.624	2	2.429	1:29.121	2	4.059	1:29.371
6	4.029	1:38.747	5	8.918	1:32.983	5	12.453	1:32.462	5	15.000	1:32.385	5	19.442	1:32.183
5	4.913	1:39.631	13	9.234	1:32.522	13	12.729	1:32.422	3	15.675	1:31.427	3	19.621	1:31.687
13	5.690	1:40.408	3	11.286	1:33.948	3	14.086	1:31.727	33	22.258	1:34.011	33	27.192	1:32.675
3	6.316	1:41.034	1	13.625	1:32.835	33	18.085	1:33.308	90	23.981	1:33.020	34	27.722	1:31.079
33	7.304	1:42.022	33	13.704	1:35.378	90	20.799	1:34.813	34	24.384	1:32.248	90	29.408	1:33.168
90	8.487	1:43.205	90	14.913	1:35.404	27	21.359	1:34.964	13	25.852	1:42.961P	27	30.685	1:32.646
1	9.768	1:44.486	27	15.322	1:33.801	34	21.974	1:33.850	27	25.780	1:34.259	26	34.468	1:32.973
27	10.499	1:45.217	26	15.751	1:33.847	26	24.612	1:37.788	26	29.236	1:34.462	66	44.285	1:36.350
26	10.882	1:45.600	34	17.051	1:33.415	66	29.689	1:37.460	66	35.676	1:35.825	88	44.932	1:35.177
34	12.614	1:47.332	66	21.156	1:37.291	68	30.735	1:37.230	68	36.991	1:36.094	68	46.408	1:37.158
66	12.843	1:47.561	68	22.432	1:37.308	88	31.406	1:36.447	88	37.496	1:35.928	44	50.116	1:37.101
68	14.102	1:48.820	88	23.886	1:36.813	44	34.091	1:37.558	44	40.756	1:36.503	21	52.403	1:37.178
44	15.599	1:50.317	44	25.460	1:38.839	21	34.982	1:37.450	21	42.966	1:37.822	13	55.508	1:57.397
88	16.051	1:50.769	21	26.459	1:39.165	6	36.840	1:34.115	60	58.761	1:43.090	60	1:13.035	1:42.015
21	16.272	1:50.990	6	31.652	1:56.601	60	45.509	1:42.339	69	1:00.000	1:40.690	69	1:13.795	1:41.536
60	18.648	1:53.366	60	32.097	1:42.427	69	49.148	1:42.079	23	1:03.487	1:42.134	23	1:17.492	1:41.746
69	20.977	1:55.695	69	35.996	1:43.997	23	51.191	1:43.106	6	1:10.618	2:03.616P			
23	21.938	1:56.656	23	37.012	1:44.052	1	1:17.594	2:32.896P						

Weather / Track Overcast / Dry

These results are provisional until the conclusion of any judicial and technical matters.

Oulton Park
Circuit Length = 2.2260 miles.
Start: 17:22 End: 17:37

Clerk of Course:	Stewards:	Timekeeper:
------------------	-----------	-------------

Fuelforce Classic Clubmans Championship

LAP CHART - RACE 8

(contd.)

Lap 6			Lap 7			Lap 8			Lap 9			Lap 10		
No	Behind	Laptime	No	Behind	Laptime	No	Behind	Laptime	No	Behind	Laptime	No	Behind	Laptime
11		1:28.148	11		1:28.012	11		1:27.869	11		1:27.728	11		1:27.764
17	0.732	1:28.220	17	0.866	1:28.146	17	0.877	1:27.880	17	1.094	1:27.945	44	1 LAP	1:39.030
30	3.145	1:29.008	23	1 LAP	1:41.659	90	1 LAP	2:12.186P	30	7.491	1:29.807	21	1 LAP	1:39.017
2	6.670	1:30.759	30	3.708	1:28.575	30	5.412	1:29.573	2	19.319	1:33.121	17	9.245	1:35.915
3	22.358	1:30.885	2	10.223	1:31.565	60	1 LAP	1:41.925	60	1 LAP	1:40.052	30	9.693	1:29.966
5	24.346	1:33.052	3	25.958	1:31.612	69	1 LAP	1:41.502	69	1 LAP	1:40.092	2	28.607	1:37.052
33	32.549	1:33.505	5	28.898	1:32.564	2	13.926	1:31.572	23	1 LAP	1:41.006	90	2 LAPS	3:26.485
34	32.775	1:33.201	33	36.652	1:32.115	23	1 LAP	1:41.828	3	33.976	1:31.842	60	1 LAP	1:40.379
27	36.652	1:34.115	34	38.222	1:33.459	3	29.862	1:31.773	5	38.375	1:32.915	69	1 LAP	1:40.420
26	39.715	1:33.395	27	41.942	1:33.302	5	33.188	1:32.159	33	46.076	1:32.309	3	38.134	1:31.922
90	47.272	1:46.012	26	44.163	1:32.460	33	41.495	1:32.712	34	48.913	1:33.561	5	43.340	1:32.729
88	51.022	1:34.238	88	57.973	1:34.963	34	43.080	1:32.727	27	54.904	1:34.391	23	1 LAP	1:41.198
66	52.566	1:36.429	66	1:00.360	1:35.806	27	48.241	1:34.168	26	57.223	1:33.576	33	50.212	1:31.900
68	54.294	1:36.034	68	1:01.608	1:35.326	26	51.375	1:35.081	88	1:13.538	1:37.087	34	56.833	1:35.684
44	58.640	1:36.672	13	1:07.943	1:34.707	88	1:04.179	1:34.075	68	1:16.806	1:36.242	27	1:01.320	1:34.180
13	1:01.248	1:33.888	44	1:09.656	1:39.028	66	1:07.330	1:34.839				26	1:01.999	1:32.540
21	1:03.335	1:39.080	21	1:14.735	1:39.412	68	1:08.292	1:34.553				88	1:21.483	1:35.709
60	1:25.283	1:40.396				44	1:20.325	1:38.538				68	1:26.545	1:37.503
69	1:26.313	1:40.666				21	1:25.620	1:38.754						

Weather / Track Overcast / Dry

These results are provisional until the conclusion of any judicial and technical matters.

Oulton Park
Circuit Length = 2.2260 miles.
Start: 17:22 End: 17:37

Clerk of Course:	Stewards:	Timekeeper: