



BARC

Silverstone

18th September 2004



Results Provided by MST Sports Timing Ltd
www.mstworld.com

2CVParts.com Championship QUALIFYING - RACE 1

POS	NO	CL	DRIVER	NAT	CAR	TIME	LAPS	GAP	MPH
1	2		Philip MYATT		Citroen 2CV	1:37.824	10		60.31
2	4		Wayne COWLING		Citroen 2CV	1:38.362	10	0.538	59.98
3	28		Pete SPARROW		Citroen 2CV	1:38.699	10	0.875	59.78
4	72		Matthew HOLLIS		Citroen 2CV	1:39.547	10	1.723	59.27
5	7		Pete CARDELL-WILLIAM		Citroen 2CV	1:40.132	10	2.308	58.92
6	26		Aubrey BROCKLEBANK		Citroen 2CV	1:41.276	10	3.452	58.26
7	11		Steve PANAS		Citroen 2CV	1:42.013	9	4.189	57.84
8	71		Richard HOLLIS		Citroen 2CV	1:42.467	9	4.643	57.58
9	27		Tim DODGSON		Citroen 2CV	1:43.052	10	5.228	57.25
10	8		Trevor WILLIAMS		Citroen 2CV	1:43.492	10	5.668	57.01
11	20		Stuart DEAN		Citroen 2CV	1:44.526	9	6.702	56.44
12	77		Jon DAVIS		Citroen 2CV	1:44.848	9	7.024	56.27
13	46		Andy SMITH		Citroen 2CV	1:46.510	9	8.686	55.39
14	88		Katie CROUCHER		Citroen 2CV	1:48.417	9	10.593	54.42
15	18		Christine THOMPSON		Citroen 2CV	1:49.206	9	11.382	54.03

Weather / Track : Bright / Damp

These results are provisional until the conclusion of any judicial and technical matters.

Silverstone

Circuit Length = 1.6390 miles.

Start: 09:00 End: 09:15

Clerk of Course		Timekeeper:
-----------------	--	-------------

2CVParts.com Championship QUALIFYING LAP ANALYSIS - RACE 1

2	Philip MYATT	Citroen 2CV
1 -	8:13.982	6 - 1:39.638
2 -	1:41.398	7 - 1:39.733
3 -	1:40.944	8 - 1:38.695
4 -	1:40.764	9 - 1:38.867
5 -	1:40.046	10 - 1:37.824
4	Wayne COWLING	Citroen 2CV
1 -	8:16.339	6 - 1:39.933
2 -	1:45.846	7 - 1:40.231
3 -	1:42.210	8 - 1:40.820
4 -	1:42.570	9 - 1:38.855
5 -	1:41.991	10 - 1:38.362
7	Pete CARDELL-WILLIAM	Citroen 2CV
1 -	8:14.875	6 - 1:42.704
2 -	1:48.706	7 - 1:41.618
3 -	1:44.649	8 - 1:41.438
4 -	1:44.360	9 - 1:40.319
5 -	1:43.389	10 - 1:40.132
8	Trevor WILLIAMS	Citroen 2CV
1 -	8:13.823	6 - 1:43.492
2 -	1:46.972	7 - 1:44.650
3 -	1:45.105	8 - 1:44.123
4 -	1:43.756	9 - 1:44.077
5 -	1:43.588	10 - 1:43.607
11	Steve PANAS	Citroen 2CV
1 -	8:14.409	6 - 2:24.784
2 -	1:44.275	7 - 1:43.822
3 -	1:47.288	8 - 1:42.013
4 -	1:42.562	9 - 1:42.405
5 -	1:42.296	
18	Christine THOMPSON	Citroen 2CV
1 -	8:10.342	6 - 1:53.570
2 -	1:55.170	7 - 1:49.669
3 -	1:53.214	8 - 1:49.677
4 -	1:53.130	9 - 1:49.206
5 -	1:50.345	
20	Stuart DEAN	Citroen 2CV
1 -	8:20.970	6 - 1:46.318
2 -	1:47.611	7 - 1:45.817
3 -	1:51.363	8 - 1:52.259
4 -	1:47.934	9 - 1:55.639
5 -	1:44.526	

2CVParts.com Championship QUALIFYING LAP ANALYSIS - RACE 1

(contd.)

26	Aubrey BROCKLEBANK	Citroen 2CV
1 -	8:12.049	6 - 1:42.393
2 -	1:55.855	7 - 1:45.692
3 -	1:45.199	8 - 1:42.142
4 -	1:45.239	9 - 1:43.650
5 -	1:43.551	10 - 1:41.276
27	Tim DODGSON	Citroen 2CV
1 -	8:15.871	6 - 1:44.736
2 -	1:50.357	7 - 1:47.409
3 -	1:47.798	8 - 1:45.030
4 -	1:46.170	9 - 1:44.177
5 -	1:45.033	10 - 1:43.052
28	Pete SPARROW	Citroen 2CV
1 -	8:14.886	6 - 1:40.491
2 -	1:44.817	7 - 1:40.433
3 -	1:43.728	8 - 1:41.420
4 -	1:42.504	9 - 1:38.699
5 -	1:42.311	10 - 1:38.940
46	Andy SMITH	Citroen 2CV
1 -	8:16.899	6 - 1:48.958
2 -	1:50.624	7 - 1:47.073
3 -	2:05.521	8 - 1:46.510
4 -	1:50.889	9 - 1:47.968
5 -	1:50.631	
71	Richard HOLLIS	Citroen 2CV
1 -	8:20.246	6 - 1:43.424
2 -	2:01.179P	7 - 1:43.559
3 -	3:06.947	8 - 1:42.496
4 -	1:45.765	9 - 1:42.467
5 -	1:45.725	
72	Matthew HOLLIS	Citroen 2CV
1 -	8:21.715	6 - 1:40.940
2 -	1:49.789	7 - 1:53.047
3 -	1:47.147	8 - 1:44.074
4 -	1:42.738	9 - 1:52.606
5 -	1:42.081	10 - 1:39.547
77	Jon DAVIS	Citroen 2CV
1 -	8:18.922	6 - 1:47.815
2 -	1:51.518	7 - 1:44.848
3 -	1:50.144	8 - 1:59.688
4 -	1:49.622	9 - 1:45.586
5 -	1:46.253	


**2CVParts.com Championship
QUALIFYING LAP ANALYSIS - RACE 1**

(contd.)

88	Katie CROUCHER	Citroen 2CV
1 - 8:11.678	6 - 1:49.560	
2 - 1:54.311	7 - 1:48.774	
3 - 1:53.808	8 - 1:48.417	
4 - 1:51.493	9 - 1:49.277	
5 - 1:48.969		

2CVParts.com Championship

GRID - RACE 1

ROW 8	1:49.206 18 THOMPSON	
ROW 7	1:46.510 46 SMITH	1:48.417 88 CROUCHER
ROW 6	1:44.526 20 DEAN	1:44.848 77 DAVIS
ROW 5	1:43.052 27 DODGSON	1:43.492 8 WILLIAMS
ROW 4	1:42.013 11 PANAS	1:42.467 71 HOLLIS
ROW 3	1:40.132 7 CARDELL-WILLIAM	1:41.276 26 BROCKLEBANK
ROW 2	1:38.699 28 SPARROW	1:39.547 72 HOLLIS
ROW 1	1:37.824 2 MYATT	1:38.362 4 COWLING
POLE		
		

Weather / Track : Bright / Damp

These results are provisional until the conclusion of any judicial and technical matters.

Silverstone
Circuit Length = 1.6390 miles.
Start: 09:00 End: 09:15

Clerk of Course

Timekeeper:

Dunlop Supersports Championship

QUALIFYING - RACE 2

POS	NO	CL	DRIVER	NAT	CAR	TIME	LAPS	GAP	MPH
1	1	S1	Stephen SHANLY		Chiron LMP 3-02	59.447	17		99.25
2	9	S1	David PEGLEY		Nemesis RME 99-04	1:00.193	18	0.746	98.02
3	2	S2	Daniel GIBSON		Nemesis RME 04	1:00.460	14	1.013	97.59
4	3	S1	Robert OLDERSHAW JNR		Juno SS2	1:01.237	18	1.790	96.35
5	22	S1	John HARRISON		Chiron LMP 03/04	1:03.792	14	4.345	92.49
6	51	S3	Neil HUGGINS		Radical Pro Sport	1:04.030	12	4.583	92.15
7	8	S1	Peter HOBDAV		Chiron LMP-3 04	1:04.070	18	4.623	92.09
8	88	S3	Peter WILLIAMS		Radical Prosport	1:04.312	18	4.865	91.74
9	11	S1	Andrew MIDDLETON		Mallock P21	1:07.168	12	7.721	87.84
10	33	S1	Doug SETTERS		Jade Trackstar	1:09.595	12	10.148	84.78

Weather / Track : Briight / Drying

These results are provisional until the conclusion of any judicial and technical matters.

Silverstone

Circuit Length = 1.6390 miles.

Start: 09:23 End: 09:43

Clerk of Course

Timekeeper:

Dunlop Supersports Championship

QUALIFYING LAP ANALYSIS - RACE 2

1	Stephen SHANLY	Chiron LMP 3-02					
1 -	7:06.857	6 -	3:08.742	11 -	1:02.549	16 -	59.447
2 -	1:05.345	7 -	1:07.577	12 -	1:01.223	17 -	59.610
3 -	1:03.765	8 -	1:14.591	13 -	1:00.525		
4 -	1:04.730	9 -	1:03.555	14 -	1:00.771		
5 -	1:13.999P	10 -	1:03.015	15 -	1:00.354		
2	Daniel GIBSON	Nemesis RME 04					
1 -	7:16.327	6 -	1:04.557	11 -	1:01.293		
2 -	1:05.601	7 -	1:13.030	12 -	1:00.956		
3 -	1:19.491P	8 -	1:03.597	13 -	1:00.460		
4 -	4:23.875	9 -	1:03.680	14 -	1:32.559P		
5 -	1:06.441	10 -	1:02.981				
3	Robert OLDERSHAW JNR	Juno SS2					
1 -	7:35.367	6 -	1:06.983	11 -	1:04.488	16 -	1:02.262
2 -	1:10.494	7 -	1:06.980	12 -	1:03.858	17 -	1:02.310
3 -	1:11.301	8 -	1:05.765	13 -	1:04.403	18 -	1:01.237
4 -	1:09.288	9 -	1:05.510	14 -	1:03.106		
5 -	1:08.105	10 -	1:05.761	15 -	1:02.255		
8	Peter HOBDAV	Chiron LMP-3 04					
1 -	7:31.433	6 -	1:06.819	11 -	1:06.321	16 -	1:04.335
2 -	1:09.366	7 -	1:06.388	12 -	1:09.936	17 -	1:04.143
3 -	1:09.840	8 -	1:06.348	13 -	1:06.429	18 -	1:04.070
4 -	1:20.028	9 -	1:05.826	14 -	1:04.633		
5 -	1:07.621	10 -	1:05.441	15 -	1:04.132		
9	David PEGLEY	Nemesis RME 99-04					
1 -	7:25.223	6 -	1:04.910	11 -	1:02.669	16 -	1:00.193
2 -	1:12.977	7 -	1:08.116	12 -	1:02.726	17 -	1:01.167
3 -	1:10.189	8 -	1:05.334	13 -	1:01.964	18 -	1:17.923P
4 -	1:06.968	9 -	1:04.844	14 -	1:02.054		
5 -	1:05.629	10 -	1:03.742	15 -	1:00.720		
11	Andrew MIDDLETON	Mallock P21					
1 -	7:26.736	6 -	1:07.168	11 -	1:08.490		
2 -	1:13.284	7 -	1:27.025P	12 -	1:22.955P		
3 -	1:09.475	8 -	6:15.032				
4 -	1:08.026	9 -	1:12.290				
5 -	1:07.387	10 -	1:11.994				
22	John HARRISON	Chiron LMP 03/04					
1 -	7:21.997	6 -	1:04.294	11 -	1:05.729		
2 -	1:09.554	7 -	1:03.792	12 -	1:05.139		
3 -	1:06.431	8 -	1:15.335P	13 -	1:05.675		
4 -	1:05.107	9 -	4:41.817	14 -	1:19.321P		
5 -	1:04.239	10 -	1:09.436				

Dunlop Supersports Championship


QUALIFYING LAP ANALYSIS - RACE 2

(contd.)

33	Doug SETTERS	Jade Trackstar			
1 -	8:00.044	6 -	1:17.071	11 -	1:09.595
2 -	1:15.007	7 -	1:10.531	12 -	1:35.307P
3 -	1:12.805	8 -	1:11.802		
4 -	1:12.314	9 -	1:13.612		
5 -	1:11.203	10 -	1:10.537		
51	Neil HUGGINS	Radical Pro Sport			
1 -	8:28.454P	6 -	1:06.273	11 -	2:20.943
2 -	4:08.823	7 -	1:04.978	12 -	1:04.191
3 -	1:11.067	8 -	1:05.074		
4 -	1:08.642	9 -	1:04.030		
5 -	1:07.966	10 -	1:15.566		
88	Peter WILLIAMS	Radical Prosport			
1 -	7:32.337	6 -	1:07.165	11 -	1:06.047
2 -	1:11.879	7 -	1:06.798	12 -	1:05.327
3 -	1:10.798	8 -	1:06.393	13 -	1:04.723
4 -	1:09.718	9 -	1:05.495	14 -	1:05.932
5 -	1:08.512	10 -	1:07.178	15 -	1:06.865
				16 -	1:04.312
				17 -	1:04.596
				18 -	1:04.404

Dunlop Supersports Championship

GRID - RACE 2

ROW 5	1:07.168 11 MIDDLETON	1:09.595 33 SETTERS
ROW 4	1:04.070 8 HOBDAY	1:04.312 88 WILLIAMS
ROW 3	1:03.792 22 HARRISON	1:04.030 51 HUGGINS
ROW 2	1:00.460 2 GIBSON	1:01.237 3 OLDERSHAW JNR
ROW 1	59.447 1 SHANLY	1:00.193 9 PEGLEY
POLE		
		

Weather / Track : Briight / Drying

These results are provisional until the conclusion of any judicial and technical matters.

Silverstone

Circuit Length = 1.6390 miles.

Start: 09:23 End: 09:43

Clerk of Course

Timekeeper:

Caterham Graduate Championship - Super Graduate Class

QUALIFYING - RACE 3

POS	NO	CL	DRIVER	NAT	CAR	TIME	LAPS	GAP	MPH
1	62		Will FARRELLY		Caterham Seven	1:12.134	13		81.79
2	59		Nick HARYETT		Caterham Seven	1:12.200	13	0.066	81.72
3	66		Matthew GILLBANKS		Caterham Seven	1:12.247	13	0.113	81.67
4	69		Andrew MOLSOM		Caterham Seven	1:12.298	13	0.164	81.61
5	82		John PARKER		Caterham Seven	1:12.388	12	0.254	81.51
6	93		Andrew ADSHEAD		Caterham Seven	1:12.553	13	0.419	81.32
7	72		James WEEDON		Caterham Seven	1:12.573	13	0.439	81.30
8	60		Mike SOLAN		Caterham Seven	1:12.604	13	0.470	81.26
9	70		Tony POOLE		Caterham Seven	1:12.617	13	0.483	81.25
10	76		Martin GOSS		Caterham Seven	1:12.657	13	0.523	81.20
11	73		Simon POWELL		Caterham Seven	1:12.940	13	0.806	80.89
12	53		Tom OVERTON		Caterham Seven	1:13.034	13	0.900	80.79
13	54		John WATSON		Caterham Seven	1:13.047	13	0.913	80.77
14	61		Rory YOUNG		Caterham Seven	1:13.431	11	1.297	80.35
15	75		Sean WHELAN		Caterham Seven	1:13.786	13	1.652	79.96
16	68		Mark HEYWOOD		Caterham Seven	1:14.144	13	2.010	79.58
17	56		Dan WHILEY		Caterham Seven	1:14.584	12	2.450	79.11
18	55		Iain MILLIGAN		Caterham Seven	1:14.648	13	2.514	79.04
19	92		Simon FLETCHER		Caterham Seven	1:15.616	13	3.482	78.03
20	97		Alison FORMSTONE		Caterham Seven	1:18.855	7	6.721	74.82
21	74		David JONES		Caterham Seven	5:56.329	2	4:44.195	16.55

Cars 60 & 68 - Transponders not working - Fix or you will NOT be timed in the Race

Weather / Track : Cloudy / Drying

These results are provisional until the conclusion of any judicial and technical matters.

Silverstone

Circuit Length = 1.6390 miles.

Start: 09:50 End: 10:05

Clerk of Course	Timekeeper:
-----------------	-------------

Caterham Graduate Championship - Super Graduate Class

QUALIFYING LAP ANALYSIS - RACE 3

53	Tom OVERTON	Caterham Seven			
1 -	5:53.014	6 -	1:15.744	11 -	1:14.725
2 -	1:19.578	7 -	1:15.254	12 -	1:14.748
3 -	1:17.252	8 -	1:15.063	13 -	1:13.034
4 -	1:16.283	9 -	1:15.317		
5 -	1:15.927	10 -	1:15.540		
54	John WATSON	Caterham Seven			
1 -	6:01.535	6 -	1:14.043	11 -	1:14.686
2 -	1:20.492	7 -	1:13.494	12 -	1:13.319
3 -	1:16.203	8 -	1:14.089	13 -	1:13.047
4 -	1:15.610	9 -	1:13.425		
5 -	1:14.673	10 -	1:13.896		
55	Iain MILLIGAN	Caterham Seven			
1 -	5:55.109	6 -	1:18.138	11 -	1:14.999
2 -	1:29.080	7 -	1:17.290	12 -	1:14.934
3 -	1:22.108	8 -	1:16.941	13 -	1:14.648
4 -	1:19.825	9 -	1:17.308		
5 -	1:18.320	10 -	1:16.071		
56	Dan WHILEY	Caterham Seven			
1 -	6:07.617	6 -	1:20.487	11 -	1:16.436
2 -	1:27.703	7 -	1:19.369	12 -	1:14.584
3 -	1:18.793	8 -	1:16.479		
4 -	1:18.496	9 -	1:17.506		
5 -	1:19.151	10 -	1:17.573		
59	Nick HARYETT	Caterham Seven			
1 -	5:46.454	6 -	1:13.645	11 -	1:12.813
2 -	1:17.511	7 -	1:13.109	12 -	1:12.292
3 -	1:15.873	8 -	1:15.168	13 -	1:12.200
4 -	1:14.379	9 -	1:13.303		
5 -	1:13.769	10 -	1:16.751		
60	Mike SOLAN	Caterham Seven			
1 -	5:44.861	6 -	1:13.622	11 -	1:13.054
2 -	1:16.458	7 -	1:14.255	12 -	1:13.039
3 -	1:15.182	8 -	1:13.245	13 -	1:12.604
4 -	1:15.340	9 -	1:14.318		
5 -	1:15.246	10 -	1:13.958		
61	Rory YOUNG	Caterham Seven			
1 -	7:51.374P	6 -	1:15.677	11 -	1:13.632
2 -	1:26.069	7 -	1:14.269		
3 -	1:15.318	8 -	1:13.912		
4 -	1:15.136	9 -	1:13.431		
5 -	1:15.067	10 -	1:13.952		

Cars 60 & 68 - Transponders not working - Fix or you will NOT be timed in the Race
Weather / Track : Cloudy / Drying

Silverstone
Circuit Length = 1.6390 miles.
Start: 09:50 End: 10:05

Caterham Graduate Championship - Super Graduate Class

QUALIFYING LAP ANALYSIS - RACE 3

(contd.)

62	Will FARRELLY	Caterham Seven		
1 -	5:46.965	6 -	1:13.590	11 - 1:12.134
2 -	1:17.584	7 -	1:12.911	12 - 1:19.943
3 -	1:14.190	8 -	1:13.074	13 - 1:25.031
4 -	1:13.311	9 -	1:48.769	
5 -	1:14.468	10 -	1:12.439	
66	Matthew GILLBANKS	Caterham Seven		
1 -	6:05.639	6 -	1:14.097	11 - 1:13.821
2 -	1:21.871	7 -	1:13.575	12 - 1:12.922
3 -	1:17.574	8 -	1:13.031	13 - 1:12.247
4 -	1:19.434	9 -	1:13.187	
5 -	1:14.467	10 -	1:13.501	
68	Mark HEYWOOD	Caterham Seven		
1 -	5:50.020	6 -	1:15.430	11 - 1:16.644
2 -	1:19.539	7 -	1:17.173	12 - 1:14.271
3 -	1:18.396	8 -	1:16.059	13 - 1:14.144
4 -	1:16.784	9 -	1:14.757	
5 -	1:15.740	10 -	1:14.290	
69	Andrew MOLSOM	Caterham Seven		
1 -	5:55.914	6 -	1:14.065	11 - 1:13.083
2 -	1:22.558	7 -	1:14.039	12 - 1:13.160
3 -	1:17.546	8 -	1:18.172	13 - 1:12.298
4 -	1:16.170	9 -	1:14.958	
5 -	1:15.383	10 -	1:12.833	
70	Tony POOLE	Caterham Seven		
1 -	6:05.334	6 -	1:14.653	11 - 1:13.500
2 -	1:21.398	7 -	1:15.212	12 - 1:12.756
3 -	1:17.307	8 -	1:14.026	13 - 1:12.617
4 -	1:15.219	9 -	1:14.139	
5 -	1:15.186	10 -	1:14.950	
72	James WEEDON	Caterham Seven		
1 -	6:00.261	6 -	1:14.024	11 - 1:14.049
2 -	1:20.638	7 -	1:13.572	12 - 1:12.815
3 -	1:16.044	8 -	1:13.674	13 - 1:12.573
4 -	1:14.276	9 -	1:13.091	
5 -	1:14.361	10 -	1:12.927	
73	Simon POWELL	Caterham Seven		
1 -	5:58.740	6 -	1:14.306	11 - 1:12.940
2 -	1:41.222	7 -	1:13.582	12 - 1:13.313
3 -	1:18.731	8 -	1:13.855	13 - 1:14.025
4 -	1:14.767	9 -	1:14.653	
5 -	1:14.396	10 -	1:13.110	

Cars 60 & 68 - Transponders not working - Fix or you will NOT be timed in the Race
Weather / Track : Cloudy / Drying

Silverstone
Circuit Length = 1.6390 miles.
Start: 09:50 End: 10:05

Caterham Graduate Championship - Super Graduate Class

QUALIFYING LAP ANALYSIS - RACE 3

(contd.)

74	David JONES	Caterham Seven
1 - 5:56.329 2 - 2:28.576P		
75	Sean WHELAN	Caterham Seven
1 - 5:48.193 6 - 1:15.617 11 - 1:15.219 2 - 1:18.528 7 - 1:15.559 12 - 1:13.786 3 - 1:16.456 8 - 1:15.472 13 - 1:14.131 4 - 1:16.407 9 - 1:15.598 5 - 1:15.546 10 - 1:15.387		
76	Martin GOSS	Caterham Seven
1 - 5:56.722 6 - 1:14.273 11 - 1:15.096 2 - 1:24.850 7 - 1:16.340 12 - 1:15.095 3 - 1:16.225 8 - 1:13.888 13 - 1:12.657 4 - 1:14.406 9 - 1:13.159 5 - 1:14.347 10 - 1:14.555		
82	John PARKER	Caterham Seven
1 - 6:02.922 6 - 1:13.875 11 - 1:13.558 2 - 1:33.502P 7 - 1:13.609 12 - 1:12.388 3 - 1:34.006 8 - 1:25.129P 4 - 1:15.366 9 - 1:41.260 5 - 1:14.037 10 - 1:13.385		
92	Simon FLETCHER	Caterham Seven
1 - 5:55.599 6 - 1:16.641 11 - 1:15.616 2 - 1:22.524 7 - 1:15.781 12 - 1:15.793 3 - 1:19.990 8 - 1:15.835 13 - 1:15.990 4 - 1:17.955 9 - 1:17.436 5 - 1:17.360 10 - 1:16.729		
93	Andrew ADSHEAD	Caterham Seven
1 - 5:50.050 6 - 1:15.066 11 - 1:12.752 2 - 1:15.280 7 - 1:13.867 12 - 1:13.049 3 - 1:14.933 8 - 1:13.221 13 - 1:12.553 4 - 1:13.229 9 - 1:14.583 5 - 1:12.886 10 - 1:13.612		
97	Alison FORMSTONE	Caterham Seven
1 - 6:08.520 6 - 1:18.855 2 - 1:29.930 7 - 1:48.105P 3 - 1:23.255 4 - 1:27.287 5 - 1:19.597		

Caterham Graduate Championship - Super Graduate Class

GRID - RACE 3

ROW 11	5:56.329 74 JONES		
ROW 10	1:15.616 92 FLETCHER		1:18.855 97 FORMSTONE
ROW 9	1:14.584 56 WHILEY		1:14.648 55 MILLIGAN
ROW 8	1:13.786 75 WHELAN		1:14.144 68 HEYWOOD
ROW 7	1:13.047 54 WATSON		1:13.431 61 YOUNG
ROW 6	1:12.940 73 POWELL		1:13.034 53 OVERTON
ROW 5	1:12.617 70 POOLE		1:12.657 76 GOSS
ROW 4	1:12.573 72 WEEDON		1:12.604 60 SOLAN
ROW 3	1:12.388 82 PARKER		1:12.553 93 ADSHEAD
ROW 2	1:12.247 66 GILLBANKS		1:12.298 69 MOLSON
ROW 1	1:12.134 62 FARRELLY		1:12.200 59 HARYETT
POLE			

Cars 60 & 68 - Transponders not working - Fix or you will NOT be timed in the Race
Weather / Track : Cloudy / Drying
These results are provisional until the conclusion of any judicial and technical matters.

Silverstone
 Circuit Length = 1.6390 miles.
 Start: 09:50 End: 10:05

Clerk of Course		Timekeeper:
-----------------	--	-------------

Universal Racing Services Classic Formula Ford 2000

QUALIFYING - RACE 4

POS	NO	CL	DRIVER	NAT	CAR	TIME	LAPS	GAP	MPH
1	78	A	Sideshow BOB		Van Diemen RF 82	1:02.375	19		94.59
2	66	A	Stuart BRODMANN		Van Diemen RF 81	1:02.806	18	0.431	93.94
3	35	A	David GATHERCOLE		Van Diemen RF 82	1:03.176	18	0.801	93.39
4	88	A	James RUSKIN		Van Diemen RF 82	1:03.182	18	0.807	93.38
5	11	A	Judd COUPLAND		Van Diemen RF 82	1:03.360	17	0.985	93.12
6	77	A	Martyn SNOAD		Van Diemen RF 82	1:03.428	18	1.053	93.02
7	4	A	Oilly HANCOCK		Van Diemen RF 82	1:03.442	17	1.067	93.00
8	20	A	Dave REES		Van Diemen RF 82	1:03.575	18	1.200	92.81
9	33	A	Phil WALKER		Van Diemen RF 82	1:03.680	18	1.305	92.65
10	50	B	Clive WOOD		Reynard SF 79	1:04.203	18	1.828	91.90
11	21	B	Mark TERRY		Reynard SF 78	1:04.318	17	1.943	91.73
12	75	B	Colin WRIGHT		Reynard SF 79	1:04.365	18	1.990	91.67
13	45	A	Trevor ARKELL		Reynard SF 81	1:04.598	19	2.223	91.34
14	67	A	Parnas KAKHIDZE		Van Diemen RF82	1:04.882	17	2.507	90.94
15	26	A	Derek WATLING		Van Diemen RF 82	1:05.094	18	2.719	90.64
16	15	A	Nick BARNETT		Van Diemen RF 83	1:05.173	17	2.798	90.53
17	49	A	Stephen WONTNER		Van Diemen RF 83	1:05.184	7	2.809	90.51
18	9	A	Julie CLARK		Van Diemen RF 82	1:05.473	18	3.098	90.12
19	13	B	Ben ROBINSON		Royale RP27	1:06.249	8	3.874	89.06
20	29	A	Andrew LEVISTON		Van Diemen RF 82	1:06.261	17	3.886	89.04
21	46	A	Paul ALLEN		Van Diemen RF 81	1:06.536	17	4.161	88.68
22	16	B	Steve POPE		Reynard RF 79	1:07.316	17	4.941	87.65
23	98	A	Rod TOFT		Van Diemen RF 82	1:07.845	17	5.470	86.96
24	41	A	Jason GAULT		Van Diemen RF 82	1:07.965	17	5.590	86.81
25	70	A	Anthony SMITH		Van Diemen RF 82	1:08.801	16	6.426	85.76
26	48	A	Paul RIDER		Royale RP 30	1:08.828	16	6.453	85.72
27	76	B	Jeremy MAIN		Reynard SF 79	1:10.351	16	7.976	83.87
28	34	B	Dale SPRUCE		Reynard 795F	1:11.432	2	9.057	82.60
29	74	B	Seamus DOYLE		Lola T580	1:12.803	16	10.428	81.04
30	22	A	John WILSON		Van Diemen RF 82	1:18.064	13	15.689	75.58

Weather / Track : Cloudy / Dry
 These results are provisional until the conclusion of any judicial and technical matters.

Silverstone
 Circuit Length = 1.6390 miles.
 Start: 10:11 End: 10:31

Clerk of Course	Timekeeper:
-----------------	-------------

Universal Racing Services Classic Formula Ford 2000 QUALIFYING LAP ANALYSIS - RACE 4

4	Oilly HANCOCK	Van Diemen RF 82					
1 -	4:58.081	6 -	1:06.834	11 -	1:04.025	16 -	1:04.138
2 -	1:06.499	7 -	1:04.493	12 -	1:03.479	17 -	1:04.713
3 -	1:05.323	8 -	1:12.952P	13 -	1:03.442		
4 -	1:05.352	9 -	2:22.048	14 -	1:03.481		
5 -	1:05.124	10 -	1:04.593	15 -	1:05.933		
9	Julie CLARK	Van Diemen RF 82					
1 -	5:03.938	6 -	1:07.166	11 -	1:08.814	16 -	1:05.974
2 -	1:11.480	7 -	1:06.674	12 -	1:08.892	17 -	1:06.280
3 -	1:09.016	8 -	1:07.998	13 -	1:06.226	18 -	1:05.473
4 -	1:06.926	9 -	1:08.470	14 -	1:05.906		
5 -	1:08.911	10 -	1:08.804	15 -	1:05.671		
11	Judd COUPLAND	Van Diemen RF 82					
1 -	4:55.971	6 -	1:05.700	11 -	1:03.853	16 -	1:12.826
2 -	1:06.354	7 -	1:05.235	12 -	1:04.976	17 -	1:03.610
3 -	1:08.724	8 -	1:12.398P	13 -	1:03.455		
4 -	1:05.935	9 -	2:16.036	14 -	1:03.360		
5 -	1:05.258	10 -	1:03.760	15 -	1:11.467		
13	Ben ROBINSON	Royale RP27					
1 -	5:09.526	6 -	1:07.348				
2 -	1:10.474	7 -	1:07.025				
3 -	1:07.009	8 -	1:06.249				
4 -	X:00.000						
5 -	1:10.560						
15	Nick BARNETT	Van Diemen RF 83					
1 -	5:23.949	6 -	1:13.411	11 -	1:08.398	16 -	1:05.345
2 -	1:12.952	7 -	1:10.287	12 -	1:06.793	17 -	1:05.373
3 -	1:25.944	8 -	1:12.272	13 -	1:05.663		
4 -	1:10.954	9 -	1:10.652	14 -	1:06.062		
5 -	1:12.500	10 -	1:06.755	15 -	1:05.173		
16	Steve POPE	Reynard RF 79					
1 -	5:28.546	6 -	1:12.462	11 -	1:07.316	16 -	1:09.215
2 -	1:16.835	7 -	1:10.231	12 -	1:08.161	17 -	1:07.645
3 -	1:14.166	8 -	1:12.715	13 -	1:08.584		
4 -	1:14.059	9 -	1:12.080	14 -	1:09.012		
5 -	1:10.082	10 -	1:08.032	15 -	1:08.554		
20	Dave REES	Van Diemen RF 82					
1 -	5:15.374	6 -	1:06.740	11 -	1:04.298	16 -	1:04.802
2 -	1:13.899	7 -	1:05.909	12 -	1:04.956	17 -	1:06.423
3 -	1:11.221	8 -	1:06.247	13 -	1:03.884	18 -	1:03.575
4 -	1:10.938	9 -	1:05.110	14 -	1:04.551		
5 -	1:10.396	10 -	1:04.823	15 -	1:04.187		

Universal Racing Services Classic Formula Ford 2000

QUALIFYING LAP ANALYSIS - RACE 4

(contd.)

21	Mark TERRY	Reynard SF 78					
1 -	5:16.816	6 -	1:19.412P	11 -	1:05.901	16 -	1:04.981
2 -	1:13.035	7 -	2:20.906	12 -	1:05.500	17 -	1:04.318
3 -	1:11.148	8 -	1:06.918	13 -	1:05.140		
4 -	1:12.053	9 -	1:05.451	14 -	1:05.127		
5 -	1:09.355	10 -	1:06.432	15 -	1:05.867		
22	John WILSON	Van Diemen RF 82					
1 -	5:23.907	6 -	2:59.661	11 -	1:21.071		
2 -	1:25.023	7 -	1:19.920	12 -	1:18.064		
3 -	1:27.977	8 -	1:24.019	13 -	1:24.606		
4 -	1:23.279	9 -	1:23.119				
5 -	1:32.892P	10 -	1:21.277				
26	Derek WATLING	Van Diemen RF 82					
1 -	5:18.015	6 -	1:07.071	11 -	1:07.197	16 -	1:05.441
2 -	1:12.271	7 -	1:07.776	12 -	1:05.531	17 -	1:05.094
3 -	1:12.580	8 -	1:08.344	13 -	1:05.634	18 -	1:05.785
4 -	1:11.119	9 -	1:06.492	14 -	1:06.983		
5 -	1:09.193	10 -	1:06.928	15 -	1:05.389		
29	Andrew LEVISTON	Van Diemen RF 82					
1 -	5:10.997	6 -	1:09.657	11 -	1:10.489	16 -	1:07.091
2 -	1:14.156	7 -	1:08.703	12 -	1:09.233	17 -	1:09.987
3 -	1:13.614	8 -	1:08.228	13 -	1:06.968		
4 -	1:14.559	9 -	1:07.735	14 -	1:06.301		
5 -	1:11.684	10 -	1:07.925	15 -	1:06.261		
33	Phil WALKER	Van Diemen RF 82					
1 -	5:04.523	6 -	1:07.230	11 -	1:05.509	16 -	1:03.798
2 -	1:11.065	7 -	1:04.758	12 -	1:04.974	17 -	1:14.847
3 -	1:07.932	8 -	1:04.737	13 -	1:04.107	18 -	1:03.927
4 -	1:06.230	9 -	1:08.213	14 -	1:04.685		
5 -	1:07.859	10 -	1:07.325	15 -	1:03.680		
34	Dale SPRUCE	Reynard 795F					
1 -	5:13.962						
2 -	1:11.432						
35	David GATHERCOLE	Van Diemen RF 82					
1 -	5:01.997	6 -	1:04.840	11 -	1:03.342	16 -	1:12.306
2 -	1:06.941	7 -	1:04.269	12 -	1:04.198	17 -	1:14.077
3 -	1:05.499	8 -	1:04.944	13 -	1:03.989	18 -	1:09.229
4 -	1:04.541	9 -	1:05.420	14 -	1:03.176		
5 -	1:05.418	10 -	1:03.992	15 -	1:04.920		

Universal Racing Services Classic Formula Ford 2000

QUALIFYING LAP ANALYSIS - RACE 4

(contd.)

41	Jason GAULT	Van Diemen RF 82					
1 -	5:10.512	6 -	1:09.437	11 -	1:09.244	16 -	1:12.181
2 -	1:15.107	7 -	1:08.952	12 -	1:08.699	17 -	1:08.376
3 -	1:14.799	8 -	1:29.250	13 -	1:08.767		
4 -	1:16.011	9 -	1:10.251	14 -	1:07.965		
5 -	1:10.151	10 -	1:09.114	15 -	1:07.988		
45	Trevor ARKELL	Reynard SF 81					
1 -	4:57.685	6 -	1:06.496	11 -	1:04.653	16 -	1:05.375
2 -	1:07.779	7 -	1:05.364	12 -	1:05.450	17 -	1:05.776
3 -	1:06.183	8 -	1:06.125	13 -	1:04.694	18 -	1:05.107
4 -	1:06.157	9 -	1:05.274	14 -	1:04.929	19 -	1:04.891
5 -	1:05.626	10 -	1:04.598	15 -	1:05.195		
46	Paul ALLEN	Van Diemen RF 81					
1 -	5:11.324	6 -	1:08.912	11 -	1:36.828	16 -	1:06.536
2 -	1:13.592	7 -	1:16.565	12 -	1:07.765	17 -	1:07.857
3 -	1:08.954	8 -	1:10.903	13 -	1:07.853		
4 -	1:09.005	9 -	1:08.030	14 -	1:07.934		
5 -	1:09.392	10 -	1:06.764	15 -	1:06.609		
48	Paul RIDER	Royale RP 30					
1 -	5:27.320	6 -	1:11.021	11 -	1:10.364	16 -	1:10.369
2 -	1:16.490	7 -	1:11.013	12 -	1:14.453		
3 -	1:14.689	8 -	1:17.135	13 -	1:12.688		
4 -	1:14.680	9 -	1:11.205	14 -	1:08.828		
5 -	1:17.785	10 -	1:10.540	15 -	1:09.498		
49	Stephen WONTNER	Van Diemen RF 83					
1 -	5:03.812	6 -	1:06.546				
2 -	1:10.938	7 -	1:05.184				
3 -	1:08.367						
4 -	1:07.034						
5 -	1:08.711						
50	Clive WOOD	Reynard SF 79					
1 -	5:22.489	6 -	1:06.565	11 -	1:05.493	16 -	1:05.207
2 -	1:08.787	7 -	1:06.322	12 -	1:05.648	17 -	1:04.706
3 -	1:08.624	8 -	1:06.189	13 -	1:05.103	18 -	1:04.203
4 -	1:07.894	9 -	1:05.723	14 -	1:04.590		
5 -	1:06.963	10 -	1:05.350	15 -	1:05.351		
66	Stuart BRODMANN	Van Diemen RF 81					
1 -	5:21.902	6 -	1:05.695	11 -	1:19.479	16 -	1:03.301
2 -	1:10.565	7 -	1:05.155	12 -	1:04.160	17 -	1:03.538
3 -	1:08.665	8 -	1:06.267	13 -	1:03.719	18 -	1:02.806
4 -	1:10.149	9 -	1:04.885	14 -	1:04.014		
5 -	1:08.822	10 -	1:04.430	15 -	1:03.232		

Weather / Track : Cloudy / Dry

Universal Racing Services Classic Formula Ford 2000

QUALIFYING LAP ANALYSIS - RACE 4

(contd.)

67	Parnas KAKHIDZE	Van Diemen RF82					
1 -	5:33.631	6 -	1:08.566	11 -	1:06.592	16 -	1:06.808
2 -	1:12.454	7 -	1:10.796	12 -	1:06.336	17 -	1:04.882
3 -	1:20.482	8 -	1:10.756	13 -	1:06.558		
4 -	1:13.007	9 -	1:09.238	14 -	1:05.613		
5 -	1:10.729	10 -	1:06.940	15 -	1:05.234		
70	Anthony SMITH	Van Diemen RF 82					
1 -	5:25.454	6 -	1:14.745	11 -	1:10.330	16 -	1:08.801
2 -	1:14.428	7 -	1:16.573	12 -	1:17.586		
3 -	1:12.933	8 -	1:12.899	13 -	1:10.692		
4 -	1:14.013	9 -	1:12.020	14 -	1:11.154		
5 -	1:13.923	10 -	1:14.488	15 -	1:10.729		
74	Seamus DOYLE	Lola T580					
1 -	5:08.078	6 -	1:14.464	11 -	1:12.983	16 -	1:13.493
2 -	1:16.048	7 -	1:15.391	12 -	1:12.803		
3 -	1:15.560	8 -	1:15.672	13 -	1:16.211		
4 -	1:19.135	9 -	1:15.404	14 -	1:13.894		
5 -	1:14.481	10 -	1:13.544	15 -	1:13.108		
75	Colin WRIGHT	Reynard SF 79					
1 -	5:01.916	6 -	1:09.021	11 -	1:05.673	16 -	1:04.575
2 -	1:09.186	7 -	1:06.203	12 -	1:07.017	17 -	1:11.466
3 -	1:07.877	8 -	1:05.688	13 -	1:05.973	18 -	1:04.365
4 -	1:06.993	9 -	1:10.160	14 -	1:05.276		
5 -	1:11.246	10 -	1:06.074	15 -	1:05.252		
76	Jeremy MAIN	Reynard SF 79					
1 -	5:14.248	6 -	1:12.455	11 -	1:12.879	16 -	1:10.555
2 -	1:14.991	7 -	1:19.665	12 -	1:12.336		
3 -	1:16.897	8 -	1:14.926	13 -	1:11.304		
4 -	1:15.074	9 -	1:13.461	14 -	1:11.649		
5 -	1:14.304	10 -	1:12.521	15 -	1:10.351		
77	Martyn SNOAD	Van Diemen RF 82					
1 -	5:09.838	6 -	1:06.378	11 -	1:06.629	16 -	1:04.866
2 -	1:08.887	7 -	1:05.270	12 -	1:04.923	17 -	1:06.282
3 -	1:07.112	8 -	1:14.016	13 -	1:05.366	18 -	1:03.428
4 -	1:05.898	9 -	1:06.389	14 -	1:04.656		
5 -	1:07.426	10 -	1:06.384	15 -	1:04.593		
78	Sideshow BOB	Van Diemen RF 82					
1 -	4:56.681	6 -	1:07.718	11 -	1:03.498	16 -	1:02.394
2 -	1:06.487	7 -	1:05.119	12 -	1:04.620	17 -	1:03.162
3 -	1:05.467	8 -	1:04.933	13 -	1:02.893	18 -	1:02.375
4 -	1:05.948	9 -	1:05.084	14 -	1:03.050	19 -	1:05.002
5 -	1:05.408	10 -	1:03.997	15 -	1:03.864		

Universal Racing Services Classic Formula Ford 2000

QUALIFYING LAP ANALYSIS - RACE 4


(contd.)

88	James RUSKIN	Van Diemen RF 82					
1 -	5:04.143	6 -	1:05.920	11 -	1:04.211	16 -	1:04.890
2 -	1:10.705	7 -	1:04.057	12 -	1:04.473	17 -	1:08.443
3 -	1:06.432	8 -	1:04.351	13 -	1:03.528	18 -	1:04.898
4 -	1:05.023	9 -	1:07.507	14 -	1:03.287		
5 -	1:10.916	10 -	1:05.009	15 -	1:03.182		
98	Rod TOFT	Van Diemen RF 82					
1 -	5:12.273	6 -	1:10.413	11 -	1:09.146	16 -	1:08.497
2 -	1:14.303	7 -	1:09.508	12 -	1:08.877	17 -	1:11.406
3 -	1:12.481	8 -	1:09.119	13 -	1:07.904		
4 -	1:10.893	9 -	1:08.626	14 -	1:08.066		
5 -	1:10.037	10 -	1:07.845	15 -	1:09.144		

Universal Racing Services Classic Formula Ford 2000

GRID - RACE 4

ROW 15	1:12.803 74 DOYLE	1:18.064 22 WILSON
ROW 14	1:10.351 76 MAIN	1:11.432 34 SPRUCE
ROW 13	1:08.801 70 SMITH	1:08.828 48 RIDER
ROW 12	1:07.845 98 TOFT	1:07.965 41 GAULT
ROW 11	1:06.536 46 ALLEN	1:07.316 16 POPE
ROW 10	1:06.249 13 ROBINSON	1:06.261 29 LEVISTON
ROW 9	1:05.184 49 WONTNER	1:05.473 9 CLARK
ROW 8	1:05.094 26 WATLING	1:05.173 15 BARNETT
ROW 7	1:04.598 45 ARKELL	1:04.882 67 KAKHIDZE
ROW 6	1:04.318 21 TERRY	1:04.365 75 WRIGHT
ROW 5	1:03.680 33 WALKER	1:04.203 50 WOOD
ROW 4	1:03.442 4 HANCOCK	1:03.575 20 REES
ROW 3	1:03.360 11 COUPLAND	1:03.428 77 SNOAD
ROW 2	1:03.176 35 GATHERCOLE	1:03.182 88 RUSKIN
ROW 1	1:02.375 78 BOB	1:02.806 66 BRODMANN
POLE		



Weather / Track : Cloudy / Dry
 These results are provisional until the conclusion of any judicial and technical matters.

Silverstone
 Circuit Length = 1.6390 miles.
 Start: 10:11 End: 10:31

Clerk of Course	Timekeeper:
-----------------	-------------

Caterham Graduate Championship - Mega Graduate Class

QUALIFYING - RACE 5

POS	NO	CL	DRIVER	NAT	CAR	TIME	LAPS	GAP	MPH
1	8		Nick FROST		Caterham Seven	1:09.331	14		85.10
2	12		Paul HUDSON		Caterham Seven	1:09.543	14	0.212	84.84
3	11		Chris BATTEN		Caterham Seven	1:09.553	14	0.222	84.83
4	2		Guy HALLEY		Caterham Seven	1:09.685	14	0.354	84.67
5	1		Jamie ELLWOOD		Caterham Seven	1:09.818	14	0.487	84.51
6	21		Martin AMISON		Caterham Seven	1:09.822	14	0.491	84.50
7	18		Christian MARRYAT		Caterham Seven	1:09.864	14	0.533	84.45
8	20		Geoff DIXON		Caterham Seven	1:09.940	13	0.609	84.36
9	16		Ian NOBLE		Caterham Seven	1:09.989	14	0.658	84.30
10	3		George LONGMUIR		Caterham Seven	1:10.024	14	0.693	84.26
11	15		Chris SKELTON		Caterham Seven	1:10.052	14	0.721	84.22
12	22		Keith PENNINGTON		Caterham Seven	1:10.081	14	0.750	84.19
13	37		Mike WELBURN		Caterham Seven	1:10.106	14	0.775	84.16
14	9		Valerie DIEDERICHS		Caterham Seven	1:10.158	14	0.827	84.10
15	35		Stuart SIMPSON		Caterham Seven	1:10.217	14	0.886	84.03
16	5		Tim JUMP		Caterham Seven	1:10.244	14	0.913	83.99
17	7		Bob WILSON		Caterham Seven	1:10.970	14	1.639	83.13
18	14		Alexander TSAVALOS		Caterham Seven	1:11.037	9	1.706	83.06
19	26		Phillipe EVRARD		Caterham Seven	1:11.043	13	1.712	83.05
20	10		Michael FESEMEYER		Caterham Seven	1:11.168	14	1.837	82.90
21	17		Ian YEOMAN		Caterham Seven	1:11.427	13	2.096	82.60
22	38		Christopher AWCOCK		Caterham 7	1:13.080	13	3.749	80.73

Weather / Track : Cloudy / Dry

These results are provisional until the conclusion of any judicial and technical matters.

Silverstone

Circuit Length = 1.6390 miles.

Start: 10:38 End: 10:53

Clerk of Course	Timekeeper:
-----------------	-------------

Caterham Graduate Championship - Mega Graduate Class

QUALIFYING LAP ANALYSIS - RACE 5

1	Jamie ELLWOOD	Caterham Seven			
1 -	5:11.489	6 -	1:13.834	11 -	1:11.616
2 -	1:12.136	7 -	1:11.024	12 -	1:09.987
3 -	1:10.329	8 -	1:09.974	13 -	1:10.624
4 -	1:09.818	9 -	1:12.356	14 -	1:11.884
5 -	1:10.240	10 -	1:12.317		
2	Guy HALLEY	Caterham Seven			
1 -	5:07.642	6 -	1:10.082	11 -	1:11.105
2 -	1:11.942	7 -	1:10.543	12 -	1:10.353
3 -	1:10.348	8 -	1:10.349	13 -	1:10.380
4 -	1:09.775	9 -	1:13.020	14 -	1:12.561
5 -	1:09.685	10 -	1:13.657		
3	George LONGMUIR	Caterham Seven			
1 -	5:08.988	6 -	1:11.318	11 -	1:11.770
2 -	1:12.136	7 -	1:11.280	12 -	1:10.048
3 -	1:12.056	8 -	1:12.420	13 -	1:10.024
4 -	1:11.056	9 -	1:10.712	14 -	1:10.584
5 -	1:10.558	10 -	1:13.312		
5	Tim JUMP	Caterham Seven			
1 -	5:08.110	6 -	1:12.170	11 -	1:12.599
2 -	1:11.805	7 -	1:11.188	12 -	1:10.244
3 -	1:11.432	8 -	1:11.418	13 -	1:10.578
4 -	1:11.398	9 -	1:11.977	14 -	1:11.469
5 -	1:11.699	10 -	1:12.227		
7	Bob WILSON	Caterham Seven			
1 -	5:05.866	6 -	1:11.784	11 -	1:14.742
2 -	1:13.292	7 -	1:11.142	12 -	1:10.970
3 -	1:12.538	8 -	1:12.078	13 -	1:11.555
4 -	1:11.241	9 -	1:11.884	14 -	1:11.038
5 -	1:12.329	10 -	1:12.155		
8	Nick FROST	Caterham Seven			
1 -	5:05.145	6 -	1:13.434	11 -	1:11.941
2 -	1:12.214	7 -	1:09.331	12 -	1:10.461
3 -	1:10.218	8 -	1:09.587	13 -	1:09.969
4 -	1:09.795	9 -	1:12.526	14 -	1:10.877
5 -	1:10.463	10 -	1:10.575		
9	Valerie DIEDERICHS	Caterham Seven			
1 -	5:05.027	6 -	1:11.670	11 -	1:11.438
2 -	1:13.716	7 -	1:11.648	12 -	1:10.158
3 -	1:13.626	8 -	1:11.489	13 -	1:11.569
4 -	1:12.018	9 -	1:11.337	14 -	1:11.390
5 -	1:11.161	10 -	1:11.130		

Caterham Graduate Championship - Mega Graduate Class

QUALIFYING LAP ANALYSIS - RACE 5

(contd.)

10	Michael FESEMEYER	Caterham Seven			
1 -	5:07.804	6 -	1:12.019	11 -	1:13.658
2 -	1:15.246	7 -	1:12.762	12 -	1:11.882
3 -	1:12.532	8 -	1:11.873	13 -	1:11.708
4 -	1:12.116	9 -	1:11.168	14 -	1:11.306
5 -	1:12.114	10 -	1:13.026		
11	Chris BATTEN	Caterham Seven			
1 -	5:02.144	6 -	1:10.127	11 -	1:14.970
2 -	1:11.859	7 -	1:09.575	12 -	1:10.748
3 -	1:10.286	8 -	1:09.684	13 -	1:10.004
4 -	1:10.037	9 -	1:09.694	14 -	1:09.553
5 -	1:09.792	10 -	1:09.912		
12	Paul HUDSON	Caterham Seven			
1 -	5:12.282	6 -	1:09.543	11 -	1:11.553
2 -	1:15.148	7 -	1:10.253	12 -	1:10.516
3 -	1:11.763	8 -	1:10.440	13 -	1:11.573
4 -	1:10.807	9 -	1:10.456	14 -	1:10.832
5 -	1:10.824	10 -	1:10.727		
14	Alexander TSAVALOS	Caterham Seven			
1 -	5:14.830	6 -	1:11.037		
2 -	1:15.276	7 -	1:11.043		
3 -	1:12.789	8 -	1:11.137		
4 -	1:11.473	9 -	1:11.273		
5 -	1:11.426				
15	Chris SKELTON	Caterham Seven			
1 -	5:08.626	6 -	1:27.556	11 -	1:13.178
2 -	1:12.808	7 -	1:10.519	12 -	1:10.262
3 -	1:11.114	8 -	1:10.642	13 -	1:10.519
4 -	1:10.906	9 -	1:10.183	14 -	1:10.052
5 -	1:15.381	10 -	1:10.267		
16	Ian NOBLE	Caterham Seven			
1 -	5:11.592	6 -	1:10.597	11 -	1:12.134
2 -	1:16.715	7 -	1:10.210	12 -	1:09.989
3 -	1:11.507	8 -	1:10.128	13 -	1:10.735
4 -	1:11.126	9 -	1:10.634	14 -	1:10.983
5 -	1:11.416	10 -	1:10.566		
17	Ian YEOMAN	Caterham Seven			
1 -	5:21.334	6 -	1:12.592	11 -	1:11.509
2 -	1:22.991	7 -	1:11.906	12 -	1:11.676
3 -	1:13.345	8 -	1:11.991	13 -	1:11.427
4 -	1:11.985	9 -	1:11.506		
5 -	1:11.520	10 -	1:12.109		

Caterham Graduate Championship - Mega Graduate Class

QUALIFYING LAP ANALYSIS - RACE 5

(contd.)

18	Christian MARRYAT	Caterham Seven
1 - 5:02.687	6 - 1:10.941	11 - 1:12.514
2 - 1:13.869	7 - 1:11.038	12 - 1:10.426
3 - 1:11.591	8 - 1:10.749	13 - 1:09.864
4 - 1:10.008	9 - 1:11.639	14 - 1:10.192
5 - 1:10.304	10 - 1:10.619	
20	Geoff DIXON	Caterham Seven
1 - 5:11.352	6 - 1:10.833	11 - 1:12.305
2 - 1:15.603	7 - 1:10.467	12 - 1:09.940
3 - 1:12.387	8 - 1:11.145	13 - 1:10.142
4 - 1:12.270	9 - 1:10.689	
5 - 1:11.448	10 - 1:28.231	
21	Martin AMISON	Caterham Seven
1 - 5:03.428	6 - 1:10.160	11 - 1:15.591
2 - 1:12.182	7 - 1:10.601	12 - 1:11.311
3 - 1:11.213	8 - 1:10.213	13 - 1:09.822
4 - 1:10.744	9 - 1:10.593	14 - 1:10.397
5 - 1:12.617	10 - 1:10.450	
22	Keith PENNINGTON	Caterham Seven
1 - 5:14.649	6 - 1:10.477	11 - 1:13.347
2 - 1:14.409	7 - 1:10.194	12 - 1:10.659
3 - 1:11.687	8 - 1:10.081	13 - 1:11.862
4 - 1:11.322	9 - 1:11.589	14 - 1:10.723
5 - 1:10.827	10 - 1:10.555	
26	Phillipe EVRARD	Caterham Seven
1 - 5:09.116	6 - 1:22.154	11 - 1:12.084
2 - 1:15.307	7 - 1:12.128	12 - 1:11.228
3 - 1:12.326	8 - 1:11.043	13 - 1:11.523
4 - 1:14.082	9 - 1:11.292	
5 - 1:11.920	10 - 1:12.464	
35	Stuart SIMPSON	Caterham Seven
1 - 5:04.026	6 - 1:10.279	11 - 1:12.747
2 - 1:12.718	7 - 1:10.966	12 - 1:11.599
3 - 1:11.925	8 - 1:10.217	13 - 1:11.126
4 - 1:10.860	9 - 1:11.327	14 - 1:10.600
5 - 1:10.985	10 - 1:10.774	
37	Mike WELBURN	Caterham Seven
1 - 5:10.627	6 - 1:10.106	11 - 1:12.274
2 - 1:14.291	7 - 1:11.039	12 - 1:11.058
3 - 1:11.847	8 - 1:10.366	13 - 1:11.140
4 - 1:13.039	9 - 1:13.233	14 - 1:10.884
5 - 1:11.732	10 - 1:14.935	

Caterham Graduate Championship - Mega Graduate Class


QUALIFYING LAP ANALYSIS - RACE 5

(contd.)

38	Christopher AWCOCK	Caterham 7
1 - 5:22.165	6 - 1:13.842	11 - 1:14.441
2 - 1:26.019	7 - 1:13.582	12 - 1:13.396
3 - 1:18.895	8 - 1:13.098	13 - 1:13.641
4 - 1:16.231	9 - 1:13.080	
5 - 1:14.317	10 - 1:17.018	

Caterham Graduate Championship - Mega Graduate Class

GRID - RACE 5

ROW 11	1:11.427 17 YEOMAN	1:13.080 38 AWCOCK
ROW 10	1:11.043 26 EVRARD	1:11.168 10 FESEMEYER
ROW 9	1:10.970 7 WILSON	1:11.037 14 TSAVALOS
ROW 8	1:10.217 35 SIMPSON	1:10.244 5 JUMP
ROW 7	1:10.106 37 WELBURN	1:10.158 9 DIEDERICHS
ROW 6	1:10.052 15 SKELTON	1:10.081 22 PENNINGTON
ROW 5	1:09.989 16 NOBLE	1:10.024 3 LONGMUIR
ROW 4	1:09.864 18 MARRYAT	1:09.940 20 DIXON
ROW 3	1:09.818 1 ELLWOOD	1:09.822 21 AMISON
ROW 2	1:09.553 11 BATTEN	1:09.685 2 HALLEY
ROW 1	1:09.331 8 FROST	1:09.543 12 HUDSON
POLE		
		

Weather / Track : Cloudy / Dry

These results are provisional until the conclusion of any judicial and technical matters.

Silverstone
Circuit Length = 1.6390 miles.
Start: 10:38 End: 10:53

Clerk of Course	Timekeeper:
-----------------	-------------

Universal Racing Services Classic Formula Ford 1600

QUALIFYING - RACE 6

POS	NO	CL	DRIVER	NAT	CAR	TIME	LAPS	GAP	MPH
1	77	B	Paul WALTON		Crossle 25F	1:06.637	14		88.54
2	34	B	Colin WILLIAMS		P.R.S RH01	1:06.858	14	0.221	88.25
3	7	B	Jon NASH		Van Diemen RF 80	1:06.984	14	0.347	88.08
4	41	B	Neil MARSHALL		Van Diemen RF 78	1:07.124	14	0.487	87.90
5	69	A	Dave LOWE		Lotus 69	1:07.299	14	0.662	87.67
6	37	B	Anthony WILLS		Royale RP21	1:07.349	14	0.712	87.60
7	20	B	Richard SHELTON		Crossle 25F	1:07.365	14	0.728	87.58
8	65	A	Peter DENHAM		Merlyn IIA	1:07.433	14	0.796	87.50
9	30	A	Stephen COLLYER		Dulon MP 15	1:07.962	13	1.325	86.81
10	32	B	David MALPAS		Van Diemen RF 78	1:08.747	13	2.110	85.82
11	21	B	Philip NORRIS		Royale RP 26	1:08.966	14	2.329	85.55
12	31	B	Oliver ROBINSON		Royale RP 26	1:08.969	13	2.332	85.55
13	17	B	Jeff PALMER		Royale RP 26	1:10.762	8	4.125	83.38
14	23	B	Simon MERRIMAN		PRS RH02	1:11.009	13	4.372	83.09
15	25	B	Douglas KIBBLE		Dulon MP 17	1:11.913	13	5.276	82.04
16	81	B	John HESP		Royale RP 26	1:14.603	12	7.966	79.09
17	9	B	David PENLINGTON		Royale RP 26	3:59.652	1	2:53.015	24.62

Cars 25 & 65 - Transponders not working - Fix or you will NOT be timed in the Race
 Weather / Track : Cloudy / Dry
 These results are provisional until the conclusion of any judicial and technical matters.

Silverstone
 Circuit Length = 1.6390 miles.
 Start: 10:58 End: 10:13

Clerk of Course	Timekeeper:
-----------------	-------------

Universal Racing Services Classic Formula Ford 1600 QUALIFYING LAP ANALYSIS - RACE 6

7	Jon NASH	Van Diemen RF 80
1 -	4:10.182	6 - 1:08.520
2 -	1:15.244	7 - 1:08.974
3 -	1:10.769	8 - 1:08.266
4 -	1:09.873	9 - 1:07.116
5 -	1:08.581	10 - 1:06.984
11 -	1:07.443	
12 -	1:07.967	
13 -	1:07.887	
14 -	1:07.477	
9	David PENLINGTON	Royale RP 26
1 -	3:59.652	
17	Jeff PALMER	Royale RP 26
1 -	4:06.069	6 - 1:10.762
2 -	1:17.293	7 - 1:11.288
3 -	1:12.694	8 - 1:11.004
4 -	1:11.566	
5 -	1:11.265	
20	Richard SHELTON	Crossle 25F
1 -	4:04.347	6 - 1:08.615
2 -	1:14.462	7 - 1:17.236
3 -	1:11.030	8 - 1:08.003
4 -	1:09.089	9 - 1:07.719
5 -	1:08.078	10 - 1:07.409
11 -	1:07.465	
12 -	1:07.527	
13 -	1:07.365	
14 -	1:07.699	
21	Philip NORRIS	Royale RP 26
1 -	4:06.414	6 - 1:10.024
2 -	1:15.464	7 - 1:10.636
3 -	1:12.898	8 - 1:10.473
4 -	1:11.831	9 - 1:10.008
5 -	1:11.611	10 - 1:11.452
11 -	1:09.332	
12 -	1:09.083	
13 -	1:09.177	
14 -	1:08.966	
23	Simon MERRIMAN	PRS RH02
1 -	4:04.655	6 - 1:13.269
2 -	1:16.769	7 - 1:13.998
3 -	1:14.277	8 - 1:13.200
4 -	1:13.218	9 - 1:12.145
5 -	1:11.575	10 - 1:13.671
11 -	1:11.945	
12 -	1:11.524	
13 -	1:11.009	
25	Douglas KIBBLE	Dulon MP 17
1 -	4:08.676	6 - 1:13.485
2 -	1:18.854	7 - 1:15.790
3 -	1:20.669	8 - 1:12.634
4 -	1:13.313	9 - 1:13.078
5 -	1:13.301	10 - 1:14.156
11 -	1:12.056	
12 -	1:12.380	
13 -	1:11.913	

Universal Racing Services Classic Formula Ford 1600

QUALIFYING LAP ANALYSIS - RACE 6

(contd.)

30	Stephen COLLYER	Dulon MP 15
1 -	4:08.341	6 - 1:08.881
2 -	1:26.592	7 - 1:08.796
3 -	1:13.418	8 - 1:08.320
4 -	1:23.770	9 - 1:07.962
5 -	1:10.718	10 - 1:09.294
11 -	1:10.208	12 - 1:26.334
13 -	1:08.404	
31	Oliver ROBINSON	Royale RP 26
1 -	4:00.436	6 - 1:10.336
2 -	1:13.885	7 - 1:09.993
3 -	1:11.654	8 - 1:09.701
4 -	1:11.025	9 - 1:09.476
5 -	1:09.480	10 - 1:21.072P
11 -	1:39.683	12 - 1:10.025
13 -	1:08.969	
32	David MALPAS	Van Diemen RF 78
1 -	4:09.727	6 - 1:09.560
2 -	1:13.609	7 - 1:11.749
3 -	1:11.111	8 - 1:30.245
4 -	1:09.883	9 - 1:09.272
5 -	1:11.070	10 - 1:09.718
11 -	1:12.258	12 - 1:35.541
13 -	1:08.747	
34	Colin WILLIAMS	P.R.S RH01
1 -	4:02.357	6 - 1:07.857
2 -	1:13.854	7 - 1:08.849
3 -	1:09.606	8 - 1:08.582
4 -	1:09.086	9 - 1:07.643
5 -	1:08.092	10 - 1:07.034
11 -	1:06.858	12 - 1:08.494
13 -	1:07.969	14 - 1:06.889
37	Anthony WILLS	Royale RP21
1 -	3:59.915	6 - 1:08.304
2 -	1:11.379	7 - 1:08.711
3 -	1:09.367	8 - 1:07.787
4 -	1:08.578	9 - 1:07.802
5 -	1:08.381	10 - 1:07.505
11 -	1:07.349	12 - 1:08.013
13 -	1:08.628	14 - 1:07.821
41	Neil MARSHALL	Van Diemen RF 78
1 -	4:01.519	6 - 1:07.670
2 -	1:14.185	7 - 1:08.241
3 -	1:09.870	8 - 1:07.550
4 -	1:09.727	9 - 1:08.113
5 -	1:08.355	10 - 1:07.246
11 -	1:07.190	12 - 1:07.844
13 -	1:08.131	14 - 1:07.124
65	Peter DENHAM	Merlyn IIA
1 -	4:19.258	6 - 1:08.598
2 -	1:15.929	7 - 1:09.262
3 -	1:11.579	8 - 1:07.920
4 -	1:10.212	9 - 1:07.783
5 -	1:09.203	10 - 1:08.155
11 -	1:07.624	12 - 1:07.433
13 -	1:07.964	14 - 1:07.728

Cars 25 & 65 - Transponders not working - Fix or you will NOT be timed in the Race
Weather / Track : Cloudy / Dry

Silverstone
Circuit Length = 1.6390 miles.
Start: 10:58 End: 10:13

Universal Racing Services Classic Formula Ford 1600

QUALIFYING LAP ANALYSIS - RACE 6

(contd.)

69	Dave LOWE			Lotus 69
1 -	4:09.517	6 -	1:07.770	11 - 1:07.299
2 -	1:14.858	7 -	1:08.098	12 - 1:07.699
3 -	1:11.630	8 -	1:07.676	13 - 1:07.989
4 -	1:10.842	9 -	1:07.351	14 - 1:07.930
5 -	1:09.262	10 -	1:07.810	
77	Paul WALTON			Crossle 25F
1 -	4:04.525	6 -	1:07.628	11 - 1:06.637
2 -	1:14.397	7 -	1:07.792	12 - 1:06.788
3 -	1:09.469	8 -	1:07.462	13 - 1:07.741
4 -	1:08.331	9 -	1:06.880	14 - 1:06.953
5 -	1:08.195	10 -	1:06.937	
81	John HESP			Royale RP 26
1 -	4:06.820	6 -	1:21.929	11 - 1:14.603
2 -	1:17.348	7 -	1:23.641	12 - 1:16.718
3 -	1:19.529	8 -	1:18.104	
4 -	1:24.722	9 -	1:24.606	
5 -	1:21.690	10 -	1:14.815	

Universal Racing Services Classic Formula Ford 1600

GRID - RACE 6

ROW 9	3:59.652 9 PENLINGTON	
ROW 8	1:11.913 25 KIBBLE	1:14.603 81 HESP
ROW 7	1:10.762 17 PALMER	1:11.009 23 MERRIMAN
ROW 6	1:08.966 21 NORRIS	1:08.969 31 ROBINSON
ROW 5	1:07.962 30 COLLYER	1:08.747 32 MALPAS
ROW 4	1:07.365 20 SHELTON	1:07.433 65 DENHAM
ROW 3	1:07.299 69 LOWE	1:07.349 37 WILLS
ROW 2	1:06.984 7 NASH	1:07.124 41 MARSHALL
ROW 1	1:06.637 77 WALTON	1:06.858 34 WILLIAMS
POLE		

Cars 25 & 65 - Transponders not working - Fix or you will NOT be timed in the Race

Weather / Track : Cloudy / Dry

These results are provisional until the conclusion of any judicial and technical matters.

Silverstone

Circuit Length = 1.6390 miles.

Start: 10:58 End: 10:13

Clerk of Course		Timekeeper:
-----------------	--	-------------

Dunlop Supersports Championship

QUALIFYING - RACE 8

POS	NO	CL	DRIVER	NAT	CAR	TIME	LAPS	GAP	MPH
1	1	S1	Stephen SHANLY		Chiron LMP 3-02	55.898	10		105.55
2	9	S1	David PEGLEY		Nemesis RME 99-04	57.335	11	1.437	102.91
3	2	S2	Daniel GIBSON		Nemesis RME 04	57.443	16	1.545	102.71
4	33	S1	Chris SETTERS		Jade Trackstar	57.578	13	1.680	102.47
5	22	S1	John HARRISON		Chiron LMP 03/04	57.653	15	1.755	102.34
6	8	S1	Peter HOBDAV		Chiron LMP-3 04	57.684	8	1.786	102.28
7	3	S1	Robert OLDERSHAW JNR		Juno SS2	58.418	6	2.520	101.00
8	11	S1	Andrew MIDDLETON		Mallock P21	58.458	9	2.560	100.93
9	88	S3	Peter WILLIAMS		Radical Prosport	59.020	13	3.122	99.97
10	51	S3	Neil HUGGINS		Radical Pro Sport	59.075	12	3.177	99.88

Weather / Track : Cloudy / Dry

These results are provisional until the conclusion of any judicial and technical matters.

Silverstone

Circuit Length = 1.6390 miles.

Start: 11:22 End: 11:42

Clerk of Course		Timekeeper:
-----------------	--	-------------

Dunlop Supersports Championship

QUALIFYING LAP ANALYSIS - RACE 8

1	Stephen SHANLY	Chiron LMP 3-02		
1 -	7:18.558	6 - 55.898		
2 -	59.129	7 - 57.062		
3 -	57.520	8 - 58.731		
4 -	57.038	9 - 1:08.084P		
5 -	56.502	10 - 4:23.428P		
2	Daniel GIBSON	Nemesis RME 04		
1 -	8:30.035	6 - 58.093	11 - 1:05.724P	16 - 1:06.564P
2 -	58.517	7 - 57.782	12 - 6:23.116	
3 -	1:05.568P	8 - 57.774	13 - 59.324	
4 -	1:55.347	9 - 57.443	14 - 58.565	
5 -	57.574	10 - 57.964	15 - 58.515	
3	Robert OLDERSHAW JNR	Juno SS2		
1 -	7:45.898	6 - 58.418		
2 -	X:00.000			
3 -	1:00.889			
4 -	59.355			
5 -	59.654			
8	Peter HOBDAV	Chiron LMP-3 04		
1 -	7:21.399	6 - 58.108		
2 -	1:00.751	7 - 1:14.766P		
3 -	58.662	8 - 2:16.562P		
4 -	58.075			
5 -	57.684			
9	David PEGLEY	Nemesis RME 99-04		
1 -	7:22.365	6 - 57.335	11 - 1:06.381	
2 -	59.144	7 - 57.841		
3 -	58.202	8 - 57.407		
4 -	57.989	9 - 58.082		
5 -	57.545	10 - 58.045		
11	Andrew MIDDLETON	Mallock P21		
1 -	7:24.970	6 - 58.458		
2 -	1:01.932	7 - 58.471		
3 -	59.693	8 - 1:14.557P		
4 -	59.782	9 - 5:28.560		
5 -	59.227			
22	John HARRISON	Chiron LMP 03/04		
1 -	7:26.188	6 - 58.273	11 - 1:09.799P	
2 -	1:00.981	7 - 58.295	12 - 8:30.042	
3 -	59.710	8 - 58.009	13 - 1:03.043	
4 -	58.743	9 - 57.820	14 - 1:00.560	
5 -	58.086	10 - 57.653	15 - 1:12.941P	

Dunlop Supersports Championship

QUALIFYING LAP ANALYSIS - RACE 8

(contd.)

33	Chris SETTERS	Jade Trackstar			
1 -	7:30.306	6 -	58.136	11 -	57.946
2 -	1:01.644	7 -	58.365	12 -	59.251
3 -	59.125	8 -	1:00.063	13 -	59.972
4 -	58.879	9 -	58.791		
5 -	58.968	10 -	57.578		
51	Neil HUGGINS	Radical Pro Sport			
1 -	7:35.124	6 -	59.388	11 -	59.075
2 -	1:01.307	7 -	59.532	12 -	1:20.381P
3 -	1:00.633	8 -	59.791		
4 -	59.651	9 -	59.210		
5 -	59.648	10 -	59.137		
88	Peter WILLIAMS	Radical Prosport			
1 -	7:38.221	6 -	59.639	11 -	59.094
2 -	1:02.392	7 -	59.523	12 -	59.834
3 -	1:01.265	8 -	59.165	13 -	1:00.257
4 -	1:00.267	9 -	59.094		
5 -	59.663	10 -	59.020		

Dunlop Supersports Championship

GRID - RACE 8

ROW
5

59.020 88 WILLIAMS 59.075 51 HUGGINS

ROW
4

58.418 3 OLDERSHAW JNR 58.458 11 MIDDLETON

ROW
3

57.653 22 HARRISON 57.684 8 HOBDAV

ROW
2

57.443 2 GIBSON 57.578 33 SETTERS

ROW
1

55.898 1 SHANLY 57.335 9 PEGLEY

POLE



Weather / Track : Cloudy / Dry

These results are provisional until the conclusion of any judicial and technical matters.

Silverstone

Circuit Length = 1.6390 miles.

Start: 11:22 End: 11:42

Clerk of Course

Timekeeper:

Caterham Graduate Championship

QUALIFYING - RACE 7

POS	NO	CL	DRIVER	NAT	CAR	TIME	LAPS	GAP	MPH
1	105		Toby BRIANT		Caterham Seven	1:13.125	11		80.68
2	146		Charlie WATT		Caterham Seven	1:13.805	12	0.680	79.94
3	131		Garry KENNEDY		Caterham Seven	1:13.844	13	0.719	79.90
4	111		Martin OXBOROUGH		Caterham Seven	1:13.988	13	0.863	79.74
5	112		Rob DRAPER		Caterham Seven	1:14.056	13	0.931	79.67
6	143		Paul MANYWEATHERS		Caterham Seven	1:14.182	13	1.057	79.54
7	132		Robert HERRING		Caterham Seven	1:14.633	13	1.508	79.05
8	136		Mark GREGORY		Caterham Seven	1:15.003	13	1.878	78.66
9	107		Graeme SMITH		Caterham Seven	1:15.025	12	1.900	78.64
10	140		John PENNINGTON		Caterham Seven	1:15.055	13	1.930	78.61
11	122		Russell MELROSE		Caterham Seven	1:15.120	13	1.995	78.54
12	150		Matt WALTON		Caterham 7	1:15.129	13	2.004	78.53
13	120		David GUY		Caterham Seven	1:15.298	13	2.173	78.36
14	109		Kevin SAYER		Caterham Seven	1:15.376	12	2.251	78.28
15	133		Sean SOUTHWOOD		Caterham Seven	1:15.476	12	2.351	78.17
16	108		Rob RUSSELL		Caterham Seven	1:15.503	12	2.378	78.14
17	116		Kim RAYMENT		Caterham Seven	1:15.681	13	2.556	77.96
18	124		John HIRD		Caterham Seven	1:16.180	13	3.055	77.45
19	121		Darren GRAINGER		Caterham Seven	1:17.434	12	4.309	76.19
20	137		Paul HARBACH		Caterham Seven	1:17.925	12	4.800	75.71
21	117		Sheila MARSHALL		Caterham Seven	1:18.068	12	4.943	75.58
22	128		Pete CANNARD		Caterham Seven	1:19.808	12	6.683	73.93

Car 133 - Transponder not working - fix or you will NOT be timed in the Race
 Weather / Track : Cloudy/ Dry
 These results are provisional until the conclusion of any judicial and technical matters.

Silverstone
 Circuit Length = 1.6390 miles.
 Start: 11:50 End: 12:05

Clerk of Course	Timekeeper:
-----------------	-------------

Caterham Graduate Championship

QUALIFYING LAP ANALYSIS - RACE 7

105	Toby BRIANT	Caterham Seven
1 - 4:23.274	6 - 1:15.938	11 - 1:13.125
2 - 1:16.004	7 - 1:14.468	
3 - 1:14.695	8 - 2:27.758	
4 - 1:14.647	9 - 2:31.610	
5 - 1:14.456	10 - 1:13.693	
107	Graeme SMITH	Caterham Seven
1 - 4:12.780	6 - 1:33.074P	11 - 1:15.307
2 - 1:18.071	7 - 2:12.047	12 - 1:15.206
3 - 1:15.671	8 - 1:16.172	
4 - 1:15.536	9 - 1:15.025	
5 - 1:16.087	10 - 1:16.229	
108	Rob RUSSELL	Caterham Seven
1 - 4:32.156	6 - 1:17.026	11 - 1:17.010
2 - 1:47.447	7 - 1:15.851	12 - 1:16.248
3 - 1:42.704	8 - 1:15.503	
4 - 1:19.010	9 - 1:16.486	
5 - 1:16.849	10 - 1:17.809	
109	Kevin SAYER	Caterham Seven
1 - 4:31.151	6 - 1:15.892	11 - 1:15.660
2 - 1:45.351	7 - 1:16.125	12 - 1:31.074
3 - 1:17.412	8 - 1:15.376	
4 - 1:15.964	9 - 1:15.710	
5 - 1:16.105	10 - 1:15.661	
111	Martin OXBOROUGH	Caterham Seven
1 - 4:21.243	6 - 1:14.365	11 - 1:14.617
2 - 1:17.964	7 - 1:14.447	12 - 1:15.130
3 - 1:15.368	8 - 1:14.453	13 - 1:14.243
4 - 1:14.853	9 - 1:14.654	
5 - 1:14.343	10 - 1:13.988	
112	Rob DRAPER	Caterham Seven
1 - 4:18.687	6 - 1:14.472	11 - 1:14.855
2 - 1:15.726	7 - 1:14.854	12 - 1:15.227
3 - 1:14.056	8 - 1:15.330	13 - 1:14.812
4 - 1:14.556	9 - 1:15.396	
5 - 1:15.057	10 - 1:15.088	
116	Kim RAYMENT	Caterham Seven
1 - 4:23.297	6 - 1:17.150	11 - 1:16.255
2 - 1:18.476	7 - 1:16.370	12 - 1:17.002
3 - 1:15.681	8 - 1:15.971	13 - 1:16.421
4 - 1:16.526	9 - 1:15.822	
5 - 1:15.978	10 - 1:16.096	

Caterham Graduate Championship

QUALIFYING LAP ANALYSIS - RACE 7

(contd.)

117	Sheila MARSHALL	Caterham Seven		
1 -	4:29.499	6 -	1:19.289	11 - 1:18.068
2 -	1:26.583	7 -	1:19.157	12 - 1:19.208
3 -	1:20.742	8 -	1:18.314	
4 -	1:19.836	9 -	1:18.561	
5 -	1:19.747	10 -	1:18.716	
120	David GUY	Caterham Seven		
1 -	4:15.710	6 -	1:17.153	11 - 1:17.076
2 -	1:17.642	7 -	1:16.721	12 - 1:17.659
3 -	1:15.303	8 -	1:15.750	13 - 1:17.017
4 -	1:15.298	9 -	1:16.968	
5 -	1:16.865	10 -	1:16.010	
121	Darren GRAINGER	Caterham Seven		
1 -	4:28.775	6 -	1:19.385	11 - 1:18.592
2 -	1:27.112	7 -	1:19.025	12 - 1:19.308
3 -	1:22.981	8 -	1:17.434	
4 -	1:21.386	9 -	1:18.901	
5 -	1:19.908	10 -	1:19.324	
122	Russell MELROSE	Caterham Seven		
1 -	4:20.902	6 -	1:16.027	11 - 1:15.962
2 -	1:23.124	7 -	1:15.319	12 - 1:15.481
3 -	1:17.809	8 -	1:16.128	13 - 1:17.116
4 -	1:16.448	9 -	1:15.627	
5 -	1:16.164	10 -	1:15.120	
124	John HIRD	Caterham Seven		
1 -	4:17.606	6 -	1:16.600	11 - 1:16.519
2 -	1:18.793	7 -	1:16.908	12 - 1:17.095
3 -	1:17.627	8 -	1:17.250	13 - 1:17.154
4 -	1:16.328	9 -	1:17.211	
5 -	1:16.180	10 -	1:17.377	
128	Pete CANNARD	Caterham Seven		
1 -	4:20.234	6 -	1:20.933	11 - 1:19.808
2 -	1:23.979	7 -	1:20.879	12 - 1:21.417
3 -	1:21.871	8 -	1:20.369	
4 -	1:21.211	9 -	1:20.454	
5 -	1:21.908	10 -	1:20.968	
131	Garry KENNEDY	Caterham Seven		
1 -	4:16.248	6 -	1:15.863	11 - 1:15.756
2 -	1:16.604	7 -	1:15.243	12 - 1:14.872
3 -	1:13.921	8 -	1:14.444	13 - 1:13.844
4 -	1:14.489	9 -	1:17.049	
5 -	1:15.627	10 -	1:14.127	

Caterham Graduate Championship

QUALIFYING LAP ANALYSIS - RACE 7

(contd.)

132	Robert HERRING	Caterham Seven
1 -	4:12.980	6 - 1:15.722
2 -	1:17.915	7 - 1:15.272
3 -	1:14.952	8 - 1:15.465
4 -	1:15.207	9 - 1:15.011
5 -	1:15.753	10 - 1:14.633
11 -	1:15.560	12 - 1:17.000
13 -	1:14.827	
133	Sean SOUTHWOOD	Caterham Seven
1 -	4:17.059	6 - 1:16.358
2 -	1:18.172	7 - 1:15.480
3 -	1:16.559	8 - 1:15.476
4 -	1:16.634	9 - 1:16.719
5 -	1:16.129	10 - 1:15.790
11 -	2:33.128	12 - 1:16.150
136	Mark GREGORY	Caterham Seven
1 -	4:15.504	6 - 1:16.960
2 -	1:19.554	7 - 1:15.691
3 -	1:16.209	8 - 1:15.003
4 -	1:16.901	9 - 1:15.394
5 -	1:16.288	10 - 1:16.010
11 -	1:17.251	12 - 1:16.449
13 -	1:15.975	
137	Paul HARBACH	Caterham Seven
1 -	4:31.327	6 - 1:19.935
2 -	1:26.583	7 - 1:19.841
3 -	1:21.121	8 - 1:19.433
4 -	1:19.550	9 - 1:17.925
5 -	1:20.483	10 - 1:18.405
11 -	1:18.379	12 - 1:18.419
140	John PENNINGTON	Caterham Seven
1 -	4:16.204	6 - 1:17.010
2 -	1:17.779	7 - 1:16.603
3 -	1:15.453	8 - 1:17.384
4 -	1:15.055	9 - 1:15.431
5 -	1:17.361	10 - 1:17.028
11 -	1:16.577	12 - 1:18.642
13 -	1:16.086	
143	Paul MANYWEATHERS	Caterham Seven
1 -	4:13.277	6 - 1:15.542
2 -	1:16.937	7 - 1:14.497
3 -	1:15.580	8 - 1:14.808
4 -	1:15.578	9 - 1:14.182
5 -	1:18.023	10 - 1:14.975
11 -	1:15.658	12 - 1:15.091
13 -	1:58.724P	
146	Charlie WATT	Caterham Seven
1 -	4:21.463	6 - 1:14.140
2 -	1:16.731	7 - 1:13.805
3 -	1:14.558	8 - 1:13.825
4 -	1:14.244	9 - 1:15.165
5 -	1:14.599	10 - 1:14.267
11 -	1:21.059	12 - 1:35.197P

Car 133 - Transponder not working - fix or you will NOT be timed in the Race
Weather / Track : Cloudy/ Dry

Silverstone
Circuit Length = 1.6390 miles.
Start: 11:50 End: 12:05

Caterham Graduate Championship QUALIFYING LAP ANALYSIS - RACE 7

(contd.)


150	Matt WALTON	Caterham 7		
1 - 4:21.962	6 - 1:15.465	11 - 1:16.964		
2 - 1:18.353	7 - 1:15.134	12 - 1:16.585		
3 - 1:15.324	8 - 1:15.731	13 - 1:15.712		
4 - 1:15.129	9 - 1:15.688			
5 - 1:16.041	10 - 1:15.448			

Car 133 - Transponder not working - fix or you will NOT be timed in the Race
Weather / Track : Cloudy/ Dry

Silverstone
Circuit Length = 1.6390 miles.
Start: 11:50 End: 12:05

Caterham Graduate Championship

GRID - RACE 7

ROW 11	1:18.068 117 MARSHALL	1:19.808 128 CANNARD
ROW 10	1:17.434 121 GRAINGER	1:17.925 137 HARBACH
ROW 9	1:15.681 116 RAYMENT	1:16.180 124 HIRD
ROW 8	1:15.476 133 SOUTHWOOD	1:15.503 108 RUSSELL
ROW 7	1:15.298 120 GUY	1:15.376 109 SAYER
ROW 6	1:15.120 122 MELROSE	1:15.129 150 WALTON
ROW 5	1:15.025 107 SMITH	1:15.055 140 PENNINGTON
ROW 4	1:14.633 132 HERRING	1:15.003 136 GREGORY
ROW 3	1:14.056 112 DRAPER	1:14.182 143 MANYWEATHERS
ROW 2	1:13.844 131 KENNEDY	1:13.988 111 OXBOROUGH
ROW 1	1:13.125 105 BRIANT	1:13.805 146 WATT
POLE		
		

Car 133 - Transponder not working - fix or you will NOT be timed in the Race

Weather / Track : Cloudy/ Dry

These results are provisional until the conclusion of any judicial and technical matters.

Silverstone

Circuit Length = 1.6390 miles.

Start: 11:50 End: 12:05

Clerk of Course		Timekeeper:
-----------------	--	-------------

2CVParts.com Championship RACE CLASSIFICATION - RACE 1

POS	NO	CL	DRIVER	NAT	CAR	TIME	LAPS	GAP	MPH	BEST
1	2		Philip MYATT		Citroen 2CV	15:30.093	10		63.62	1:30.152
2	4		Wayne COWLING		Citroen 2CV	15:30.543	10	0.450	63.59	1:29.641
3	11		Steve PANAS		Citroen 2CV	15:31.033	10	0.940	63.56	1:29.077
4	7		Pete CARDELL-WILLIAM		Citroen 2CV	15:34.197	10	4.104	63.34	1:30.309
5	72		Matthew HOLLIS		Citroen 2CV	15:41.788	10	11.695	62.83	1:29.645
6	26		Aubrey BROCKLEBANK		Citroen 2CV	16:00.319	10	30.226	61.62	1:32.695
7	77		Jon DAVIS		Citroen 2CV	16:01.119	10	31.026	61.57	1:32.291
8	20		Stuart DEAN		Citroen 2CV	16:06.578	10	36.485	61.22	1:32.044
9	71		Richard HOLLIS		Citroen 2CV	16:15.254	10	45.161	60.68	1:33.502
10	18		Christine THOMPSON		Citroen 2CV	16:26.687	10	56.594	59.97	1:34.482
11	46		Andy SMITH		Citroen 2CV	16:55.624	10	1:25.531	58.27	1:38.463
12	88		Katie CROUCHER		Citroen 2CV	16:08.932	9	1 LAP	54.98	1:43.473
13	28		Pete SPARROW		Citroen 2CV	15:31.310	8	2 LAPS	50.87	1:30.510
NOT CLASSIFIED										
	27		Tim DODGSON		Citroen 2CV	11:11.468	7	D.N.F.	61.77	1:32.699
	8		Trevor WILLIAMS		Citroen 2CV	3:36.980	2	D.N.F.	55.20	1:47.766
FASTEST LAP										
	11		Steve PANAS		Citroen 2CV	1:29.077	6	66.23mph		106.60kph

Weather / Track : Cloudy / Dry

These results are provisional until the conclusion of any judicial and technical matters.

Silverstone
Circuit Length = 1.6390 miles.
Start: 12:17 End: 12:32

Clerk of Course	Timekeeper:
-----------------	-------------

2CVParts.com Championship LAP CHART - RACE 1

Lap 1			Lap 2			Lap 3			Lap 4			Lap 5		
No	Behind	Laptime	No	Behind	Laptime	No	Behind	Laptime	No	Behind	Laptime	No	Behind	Laptime
4		1:44.059	2		1:31.393	2		1:31.037	2		1:30.883	2		1:30.404
2	0.364	1:44.423	11	0.211	1:31.318	11	0.577	1:31.403	4	0.016	1:30.289	7	1.060	1:30.309
28	0.444	1:44.503	4	0.733	1:32.490	4	0.610	1:30.914	28	0.866	1:30.510	4	1.265	1:31.653
11	0.650	1:44.709	28	0.906	1:32.219	28	1.239	1:31.370	11	1.015	1:31.321	11	1.339	1:30.728
7	1.184	1:45.243	72	1.071	1:31.339	72	1.607	1:31.573	7	1.155	1:30.380	72	1.665	1:30.677
72	1.489	1:45.548	7	1.344	1:31.917	7	1.658	1:31.351	72	1.392	1:30.668	26	13.090	1:33.482
26	2.634	1:46.693	26	4.084	1:33.207	77	7.322	1:34.280	26	10.012	1:33.189	77	13.444	1:33.810
71	2.954	1:47.013	77	4.079	1:32.768	27	7.434	1:33.643	77	10.038	1:33.599	71	15.024	1:33.502
77	3.068	1:47.127	27	4.828	1:33.277	71	7.549	1:33.724	71	11.926	1:35.260	27	15.422	1:32.699
27	3.308	1:47.367	71	4.862	1:33.665	26	7.706	1:34.659	27	13.127	1:36.576	20	24.739	1:32.044
8	3.707	1:47.766	18	14.345	1:36.523	18	19.882	1:36.574	20	23.099	1:33.470	28	27.513	1:57.051P
46	8.508	1:52.567	46	15.214	1:38.463	20	20.512	1:32.884	18	25.153	1:36.154	18	29.231	1:34.482
18	9.579	1:53.638	20	18.665	1:33.110	46	22.688	1:38.511	46	30.289	1:38.484	46	38.441	1:38.556
88	17.006	2:01.065	8	21.164	1:49.214P	88	44.731	1:44.957	88	57.321	1:43.473	88	1:11.111	1:44.194
20	17.312	2:01.371	88	30.811	1:45.562									

2CVParts.com Championship LAP CHART - RACE 1

(contd.)

Lap 6			Lap 7			Lap 8			Lap 9			Lap 10		
No	Behind	Laptime	No	Behind	Laptime	No	Behind	Laptime	No	Behind	Laptime	No	Behind	Laptime
2		1:30.152	2		1:30.515	2		1:31.129	2		1:34.284	2		1:35.873
11	0.264	1:29.077	4	0.332	1:30.093	11	0.624	1:31.156	4	0.305	1:33.713	4	0.450	1:36.018
4	0.754	1:29.641	11	0.597	1:30.848	4	0.876	1:31.673	11	0.941	1:34.601	11	0.940	1:35.872
7	1.522	1:30.614	72	1.008	1:29.645	7	1.929	1:31.633	28	2 LAPS	1:40.153	28	2 LAPS	1:35.750
72	1.878	1:30.365	7	1.425	1:30.418	88	1 LAP	1:45.625	7	4.186	1:36.541	7	4.104	1:35.791
77	15.583	1:32.291	26	18.621	1:33.503	72	9.760	1:39.881	72	11.299	1:35.823	72	11.695	1:36.269
26	15.633	1:32.695	77	18.715	1:33.647	77	22.236	1:34.650	88	1 LAP	1:49.475	26	30.226	1:38.206
27	18.591	1:33.321	27	22.661	1:34.585	26	22.842	1:35.350	77	27.737	1:39.785	77	31.026	1:39.162
71	18.650	1:33.778	71	22.681	1:34.546	20	31.027	1:33.882	26	27.893	1:39.335	20	36.485	1:39.077
20	26.706	1:32.119	20	28.274	1:32.083	71	36.136	1:44.584	20	33.281	1:36.538	88	1 LAP	1:49.983
18	33.924	1:34.845	18	39.027	1:35.618	18	45.530	1:37.632	71	41.489	1:39.637	71	45.161	1:39.545
46	47.827	1:39.538	46	56.284	1:38.972	46	1:06.212	1:41.057	18	51.586	1:40.340	18	56.594	1:40.881
88	1:25.557	1:44.598	28	1 LAP	3:59.754				46	1:15.334	1:43.406	46	1:25.531	1:46.070

Weather / Track : Cloudy / Dry

Silverstone
Circuit Length = 1.6390 miles.
Start: 12:17 End: 12:32

Dunlop Supersports Championship

RACE CLASSIFICATION - RACE 2

POS	NO	CL	DRIVER	NAT	CAR	TIME	LAPS	GAP	MPH	BEST
1	1	S1	Stephen SHANLY		Chiron LMP 3-02	17:05.840	18		103.70	55.783
2	9	S1	David PEGLEY		Nemesis RME 99-04	17:25.741	18	19.901	101.73	56.906
3	2	S2	Daniel GIBSON		Nemesis RME 04	17:27.812	18	21.972	101.52	57.351
4	22	S1	John HARRISON		Chiron LMP 03/04	17:33.044	18	27.204	101.02	57.154
5	3	S1	Robert OLDERSHAW JNR		Juno SS2	17:36.150	18	30.310	100.72	57.331
6	8	S1	Peter HOBDAV		Chiron LMP-3 04	17:40.168	18	34.328	100.34	57.597
7	11	S1	Andrew MIDDLETON		Mallock P21	17:48.733	18	42.893	99.54	58.257
8	51	S3	Neil HUGGINS		Radical Pro Sport	17:08.840	17	1 LAP	97.66	59.120
9	88	S3	Peter WILLIAMS		Radical Prosport	17:09.854	17	1 LAP	97.57	59.405
10	33	S1	Doug SETTERS		Jade Trackstar	17:35.642	17	1 LAP	95.18	1:00.317

FASTEST LAP

1	S1	Stephen SHANLY	Chiron LMP 3-02	55.783	15	105.77mph	170.22kph
2	S2	Daniel GIBSON	Nemesis RME 04	57.351	16	102.88mph	165.57kph
51	S3	Neil HUGGINS	Radical Pro Sport	59.120	5	99.80mph	160.61kph

Weather / Track : Cloudy / Dry

These results are provisional until the conclusion of any judicial and technical matters.

Silverstone
Circuit Length = 1.6390 miles.
Start: 13:38 End: 13:56

Clerk of Course	Timekeeper:
-----------------	-------------

Dunlop Supersports Championship

LAP CHART - RACE 2

Lap 1			Lap 2			Lap 3			Lap 4			Lap 5		
No	Behind	Laptime	No	Behind	Laptime	No	Behind	Laptime	No	Behind	Laptime	No	Behind	Laptime
1		1:04.261	1		57.071	1		56.625	1		56.469	1		56.252
2	1.055	1:05.316	2	1.988	58.004	2	3.528	58.165	2	4.763	57.704	2	6.418	57.907
3	2.606	1:06.867	3	3.606	58.071	3	4.464	57.483	3	5.362	57.367	3	6.674	57.564
9	4.025	1:08.286	9	4.789	57.835	9	5.326	57.162	9	6.590	57.733	9	7.531	57.193
22	4.249	1:08.510	22	6.123	58.945	22	7.207	57.709	22	9.186	58.448	22	11.177	58.243
11	5.169	1:09.430	11	6.935	58.837	11	9.028	58.718	11	11.164	58.605	11	14.012	59.100
8	5.625	1:09.886	8	7.382	58.828	8	9.448	58.691	8	11.839	58.860	8	14.523	58.936
88	6.829	1:11.090	88	10.031	1:00.273	88	13.654	1:00.248	88	17.062	59.877	88	20.500	59.690
33	7.792	1:12.053	51	12.023	1:00.870	51	15.744	1:00.346	51	18.648	59.373	51	21.516	59.120
51	8.224	1:12.485	33	13.450	1:02.729	33	17.976	1:01.151	33	24.076	1:02.569	33	30.343	1:02.519

Dunlop Supersports Championship

LAP CHART - RACE 2

(contd.)

Lap 6			Lap 7			Lap 8			Lap 9			Lap 10		
No	Behind	Laptime	No	Behind	Laptime	No	Behind	Laptime	No	Behind	Laptime	No	Behind	Laptime
1		56.473	1		56.910	1		57.426	1		57.398	1		57.027
2	7.516	57.571	2	9.111	58.505	2	9.585	57.900	2	9.605	57.418	2	10.338	57.760
3	7.831	57.630	3	9.415	58.494	9	10.543	58.026	9	10.069	56.924	9	10.704	57.662
9	8.538	57.480	9	9.943	58.315	3	11.253	59.264	3	11.186	57.331	3	11.828	57.669
22	12.602	57.898	22	13.425	57.733	22	13.482	57.483	22	13.437	57.353	22	13.718	57.308
11	16.129	58.590	11	17.476	58.257	11	18.357	58.307	11	19.515	58.556	8	21.212	58.101
8	16.565	58.515	8	18.066	58.411	8	18.753	58.113	8	20.138	58.783	11	21.699	59.211
88	23.677	59.650	88	26.723	59.956	88	29.280	59.983	88	32.054	1:00.172	88	34.807	59.780
51	24.360	59.317	51	26.957	59.507	51	29.949	1:00.418	51	32.322	59.771	51	35.165	59.870
33	35.152	1:01.282	33	39.780	1:01.538	33	44.095	1:01.741	33	47.654	1:00.957	33	52.212	1:01.585

Dunlop Supersports Championship

LAP CHART - RACE 2

(contd.)

Lap 11			Lap 12			Lap 13			Lap 14			Lap 15		
No	Behind	Laptime	No	Behind	Laptime	No	Behind	Laptime	No	Behind	Laptime	No	Behind	Laptime
1		56.990	1		56.416	1		56.614	1		55.813	1		55.783
2	11.091	57.743	33	1 LAP	1:01.652	33	1 LAP	1:00.579	33	1 LAP	1:00.431	33	1 LAP	1:01.137
9	11.721	58.007	2	12.613	57.938	9	13.319	56.994	9	14.987	57.481	9	16.115	56.911
3	13.076	58.238	9	12.939	57.634	2	13.998	57.999	2	15.819	57.634	2	17.974	57.938
22	13.882	57.154	3	15.170	58.510	3	16.391	57.835	3	19.098	58.520	22	21.538	57.959
8	21.819	57.597	22	15.397	57.931	22	16.726	57.943	22	19.362	58.449	3	21.860	58.545
11	23.855	59.146	8	23.346	57.943	8	25.003	58.271	8	27.142	57.952	8	29.132	57.773
51	37.693	59.518	11	25.949	58.510	11	27.943	58.608	11	30.472	58.342	11	33.640	58.951
88	38.106	1:00.289	51	40.623	59.346	51	43.577	59.568	51	47.473	59.709	51	51.421	59.731
			88	41.234	59.544	88	44.527	59.907	88	48.255	59.541	88	51.877	59.405

Dunlop Supersports Championship

LAP CHART - RACE 2

(contd.)

Lap 16			Lap 17			Lap 18			Lap 19			Lap 20		
No	Behind	Laptime	No	Behind	Laptime	No	Behind	Laptime	No	Behind	Laptime	No	Behind	Laptime
1		56.058	1		56.173	1		56.081						
9	18.112	58.055	88	1 LAP	1:00.411	51	1 LAP	1:00.182						
2	19.267	57.351	9	19.076	57.137	88	1 LAP	1:00.038						
33	1 LAP	1:02.700	2	20.657	57.563	9	19.901	56.906						
22	23.151	57.671	22	25.132	58.154	2	21.972	57.396						
3	24.048	58.246	33	1 LAP	1:00.702	22	27.204	58.153						
8	30.839	57.765	3	26.547	58.672	33	1 LAP	1:00.317						
11	36.679	59.097	8	32.673	58.007	3	30.310	59.844						
51	55.072	59.709	11	39.730	59.224	8	34.328	57.736						
						11	42.893	59.244						

Caterham Graduate Championship - Super Graduate Class

RACE CLASSIFICATION - RACE 3

POS	NO	CL	DRIVER	NAT	CAR	TIME	LAPS	GAP	MPH	BEST
1	62		Will FARRELLY		Caterham Seven	12:07.187	10		81.38	1:11.301
2	72		James WEEDON		Caterham Seven	12:08.482	10	1.295	81.23	1:10.739
3	59		Nick HARYETT		Caterham Seven	12:08.483	10	1.296	81.23	1:11.425
4	93		Andrew ADSHEAD		Caterham Seven	12:09.570	10	2.383	81.11	1:11.460
5	82		John PARKER		Caterham Seven	12:09.971	10	2.784	81.07	1:10.906
6	66		Matthew GILLBANKS		Caterham Seven	12:10.619	10	3.432	81.00	1:11.100
7	60		Mike SOLAN		Caterham Seven	12:10.856	10	3.669	80.97	1:11.266
8	69		Andrew MOLSOM		Caterham Seven	12:11.321	10	4.134	80.92	1:11.167
9	61		Rory YOUNG		Caterham Seven	12:11.633	10	4.446	80.88	1:10.276
10	54		John WATSON		Caterham Seven	12:17.095	10	9.908	80.28	1:11.511
11	76		Martin GOSS		Caterham Seven	12:17.682	10	10.495	80.22	1:11.623
12	68		Mark HEYWOOD		Caterham Seven	12:19.244	10	12.057	80.05	1:12.315
13	75		Sean WHELAN		Caterham Seven	12:19.799	10	12.612	79.99	1:12.053
14	53		Tom OVERTON		Caterham Seven	12:23.941	10	16.754	79.55	1:12.298
15	56		Dan WHILEY		Caterham Seven	12:31.378	10	24.191	78.76	1:11.953
16	74		David JONES		Caterham Seven	12:31.953	10	24.766	78.70	1:13.133
17	92		Simon FLETCHER		Caterham Seven	12:33.553	10	26.366	78.53	1:13.189
18	55		Iain MILLIGAN		Caterham Seven	12:45.625	10	38.438	77.29	1:13.367
19	97		Alison FORMSTONE		Caterham Seven	13:04.801	10	57.614	75.40	1:16.216
20	73		Simon POWELL		Caterham Seven	13:03.460	9		68.00	1:11.993

NOT CLASSIFIED

70	Tony POOLE	Caterham Seven	11:53.505	9	D.N.F.	74.67	1:11.318
----	------------	----------------	-----------	---	--------	-------	----------

FASTEST LAP

61	Rory YOUNG	Caterham Seven	1:10.276	10	83.96mph	135.12kph
----	------------	----------------	----------	----	----------	-----------

Weather / Track : Cloudy / Drying

These results are provisional until the conclusion of any judicial and technical matters.

Silverstone
Circuit Length = 1.6390 miles.
Start: 14:06 End: 14:19

Clerk of Course	Timekeeper:
-----------------	-------------

Caterham Graduate Championship - Super Graduate Class

LAP CHART - RACE 3

Lap 1			Lap 2			Lap 3			Lap 4			Lap 5		
No	Behind	Laptime	No	Behind	Laptime	No	Behind	Laptime	No	Behind	Laptime	No	Behind	Laptime
59		1:20.053	59		1:12.748	62		1:12.186	62		1:11.742	62		1:11.301
62	0.273	1:20.326	62	0.012	1:12.487	61	0.052	1:12.075	61	0.034	1:11.724	61	0.172	1:11.439
70	0.407	1:20.460	61	0.175	1:11.273	93	0.483	1:12.005	59	0.510	1:11.669	59	0.965	1:11.756
60	0.503	1:20.556	60	0.524	1:12.769	59	0.583	1:12.781	93	0.829	1:12.088	60	0.985	1:11.457
93	1.180	1:21.233	93	0.676	1:12.244	60	0.693	1:12.367	60	0.829	1:11.878	93	1.137	1:11.609
61	1.650	1:21.703	70	1.167	1:13.508	72	0.944	1:11.728	82	1.311	1:11.705	82	1.829	1:11.819
66	1.892	1:21.945	66	1.315	1:12.171	82	1.348	1:11.021	72	1.544	1:12.342	72	1.943	1:11.700
69	2.730	1:22.783	72	1.414	1:10.739	66	2.127	1:13.010	70	1.990	1:11.569	70	2.287	1:11.598
72	3.423	1:23.476	82	2.525	1:11.386	70	2.163	1:13.194	66	2.840	1:12.455	66	2.639	1:11.100
73	3.803	1:23.856	69	2.584	1:12.602	69	2.391	1:12.005	76	3.286	1:11.682	76	3.820	1:11.835
82	3.887	1:23.940	76	3.921	1:12.381	76	3.346	1:11.623	69	3.501	1:12.852	69	3.923	1:11.723
76	4.288	1:24.341	68	4.927	1:12.770	68	5.351	1:12.622	68	6.150	1:12.541	68	7.380	1:12.531
54	4.778	1:24.831	75	5.195	1:12.720	75	5.624	1:12.627	54	6.636	1:12.568	54	7.476	1:12.141
68	4.905	1:24.958	54	5.380	1:13.350	54	5.810	1:12.628	75	6.801	1:12.919	56	7.679	1:11.953
75	5.223	1:25.276	73	5.626	1:14.571	56	6.015	1:12.123	56	7.027	1:12.754	75	8.390	1:12.890
53	5.505	1:25.558	53	5.864	1:13.107	53	7.891	1:14.225	53	8.907	1:12.758	53	9.904	1:12.298
56	5.741	1:25.794	56	6.090	1:13.097	55	9.010	1:13.367	55	10.996	1:13.728	74	13.641	1:13.820
55	6.660	1:26.713	55	7.841	1:13.929	74	9.337	1:13.182	74	11.122	1:13.527	55	14.112	1:14.417
74	6.877	1:26.930	74	8.353	1:14.224	92	10.715	1:13.723	92	12.772	1:13.799	92	14.660	1:13.189
92	7.365	1:27.418	92	9.190	1:14.573	97	18.268	1:16.824	97	22.742	1:16.216	97	27.739	1:16.298
97	9.766	1:29.819	97	13.642	1:16.624	73	23.152	1:29.724P				73	1 LAP	2:51.866

Caterham Graduate Championship - Super Graduate Class

LAP CHART - RACE 3

(contd.)

Lap 6			Lap 7			Lap 8			Lap 9			Lap 10		
No	Behind	Laptime	No	Behind	Laptime	No	Behind	Laptime	No	Behind	Laptime	No	Behind	Laptime
62		1:11.640	62		1:11.985	62		1:11.920	62		1:11.874	62		1:11.726
61	0.028	1:11.496	61	0.084	1:12.041	72	1.696	1:12.098	59	1.597	1:11.647	72	1.295	1:11.271
60	0.686	1:11.341	60	0.319	1:11.618	59	1.824	1:12.376	72	1.750	1:11.928	59	1.296	1:11.425
82	1.095	1:10.906	82	0.813	1:11.703	82	2.391	1:13.498	82	1.884	1:11.367	93	2.383	1:12.030
93	1.320	1:11.823	93	0.868	1:11.533	93	2.493	1:13.545	93	2.079	1:11.460	82	2.784	1:12.626
72	1.551	1:11.248	59	1.368	1:11.693	66	2.822	1:12.339	66	3.105	1:12.157	66	3.432	1:12.053
59	1.660	1:12.335	72	1.518	1:11.952	69	3.336	1:12.413	60	3.226	1:11.266	60	3.669	1:12.169
70	1.965	1:11.318	70	1.829	1:11.849	60	3.834	1:15.435	69	3.722	1:12.260	69	4.134	1:12.138
66	2.528	1:11.529	66	2.403	1:11.860	70	4.496	1:14.587	61	5.896	1:10.965	61	4.446	1:10.276
69	3.661	1:11.378	69	2.843	1:11.167	61	6.805	1:18.641	76	7.537	1:12.503	54	9.908	1:13.874
76	4.601	1:12.421	76	5.575	1:12.959	76	6.908	1:13.253	54	7.760	1:12.065	76	10.495	1:14.684
54	8.255	1:12.419	54	7.978	1:11.708	54	7.569	1:11.511	68	10.767	1:12.592	68	12.057	1:13.016
68	8.732	1:12.992	56	8.978	1:11.986	68	10.049	1:12.315	75	11.001	1:12.471	75	12.612	1:13.337
56	8.977	1:12.938	68	9.654	1:12.907	75	10.404	1:12.053	53	14.678	1:13.683	53	16.754	1:13.802
75	9.654	1:12.904	75	10.271	1:12.602	53	12.869	1:13.311	56	20.864	1:14.268	56	24.191	1:15.053
53	10.617	1:12.353	53	11.478	1:12.846	56	18.470	1:21.412	74	23.359	1:13.979	74	24.766	1:13.133
74	15.231	1:13.230	92	17.606	1:13.321	74	21.254	1:15.433	92	24.773	1:15.164	92	26.366	1:13.319
92	16.270	1:13.250	74	17.741	1:14.495	92	21.483	1:15.797	55	32.891	1:18.211	55	38.438	1:17.273
55	17.180	1:14.708	55	20.286	1:15.091	55	26.554	1:18.188	97	50.496	1:17.826	73	1 LAP	1:12.585
97	33.269	1:17.170	97	39.354	1:18.070	97	44.544	1:17.110	73	1 LAP	1:11.993	97	57.614	1:18.844
73	1 LAP	1:12.805	73	1 LAP	1:13.038	73	1 LAP	1:13.022	70	58.044	2:05.422P			

Universal Racing Services Classic Formula Ford 2000

RACE CLASSIFICATION - RACE 4

POS	NO	CL	DRIVER	NAT	CAR	TIME	LAPS	GAP	MPH	BEST
1	4	A	Oilly HANCOCK		Van Diemen RF 82	12:45.285	12		92.75	1:02.350
2	11	A	Judd COUPLAND		Van Diemen RF 82	12:45.745	12	0.460	92.69	1:02.520
3	66	A	Stuart BRODMANN		Van Diemen RF 81	12:51.471	12	6.186	92.00	1:02.690
4	35	A	David GATHERCOLE		Van Diemen RF 82	12:52.658	12	7.373	91.86	1:02.906
5	20	A	Dave REES		Van Diemen RF 82	12:52.815	12	7.530	91.84	1:03.077
6	88	A	James RUSKIN		Van Diemen RF 82	12:53.094	12	7.809	91.81	1:02.923
7	45	A	Trevor ARKELL		Reynard SF 81	12:56.207	12	10.922	91.44	1:03.275
8	33	A	Phil WALKER		Van Diemen RF 82	12:57.934	12	12.649	91.24	1:03.246
9	77	A	Martyn SNOAD		Van Diemen RF 82	12:58.888	12	13.603	91.13	1:03.300
10	49	A	Stephen WONTNER		Van Diemen RF 83	12:59.518	12	14.233	91.05	1:03.075
11	50	B	Clive WOOD		Reynard SF 79	13:05.044	12	19.759	90.41	1:03.486
12	75	B	Colin WRIGHT		Reynard SF 79	13:05.154	12	19.869	90.40	1:04.045
13	21	B	Mark TERRY		Reynard SF 78	13:05.531	12	20.246	90.36	1:03.967
14	9	A	Julie CLARK		Van Diemen RF 82	13:09.086	12	23.801	89.95	1:04.268
15	67	A	Parnas KAKHIDZE		Van Diemen RF82	13:10.000	12	24.715	89.85	1:03.749
16	13	B	Ben ROBINSON		Royale RP27	13:15.117	12	29.832	89.27	1:04.373
17	26	A	Derek WATLING		Van Diemen RF 82	13:16.165	12	30.880	89.15	1:04.408
18	15	A	Nick BARNETT		Van Diemen RF 83	13:24.526	12	39.241	88.22	1:04.365
19	46	A	Paul ALLEN		Van Diemen RF 81	13:30.579	12	45.294	87.56	1:05.411
20	41	A	Jason GAULT		Van Diemen RF 82	13:32.101	12	46.816	87.40	1:05.695
21	16	B	Steve POPE		Reynard RF 79	13:33.820	12	48.535	87.22	1:06.228
22	98	A	Rod TOFT		Van Diemen RF 82	13:42.242	12	56.957	86.32	1:06.874
23	48	A	Paul RIDER		Royale RP 30	13:50.508	12	1:05.223	85.46	1:07.340
24	70	A	Anthony SMITH		Van Diemen RF 82	13:09.555	11	1 LAP	82.42	1:09.188
25	76	B	Jeremy MAIN		Reynard SF 79	13:13.718	11	1 LAP	81.99	1:09.231
26	22	A	John WILSON		Van Diemen RF 82	13:34.134	11	1 LAP	79.93	1:10.542

NOT CLASSIFIED

29	A	Andrew LEVISTON	Van Diemen RF 82	10:24.329	9	D.N.F.	85.34	1:04.934
74	B	Seamus DOYLE	Lola T580	13:09.077	8	N.C.F.	60.04	1:10.157
78	A	Sideshow BOB	Van Diemen RF 82		0	D.N.F.	N/A	

FASTEST LAP

4	A	Oilly HANCOCK	Van Diemen RF 82	1:02.350	12	94.63mph	152.29kph
50	B	Clive WOOD	Reynard SF 79	1:03.486	9	92.94mph	149.57kph

Weather / Track : Cloudy / Dry

These results are provisional until the conclusion of any judicial and technical matters.

Silverstone
Circuit Length = 1.6390 miles.
Start: 14:35 End: 14:47

Clerk of Course	Timekeeper:
-----------------	-------------

Universal Racing Services Classic Formula Ford 2000

LAP CHART - RACE 4

Lap 1			Lap 2			Lap 3			Lap 4			Lap 5		
No	Behind	Laptime	No	Behind	Laptime	No	Behind	Laptime	No	Behind	Laptime	No	Behind	Laptime
11		1:12.571	11		1:03.512	11		1:03.058	11		1:03.257	11		1:03.213
35	0.541	1:13.112	4	1.125	1:03.913	4	0.756	1:02.689	4	0.439	1:02.940	4	0.293	1:03.067
4	0.724	1:13.295	35	1.481	1:04.452	35	2.271	1:03.848	35	2.343	1:03.329	35	2.749	1:03.619
66	0.733	1:13.304	66	1.648	1:04.427	66	2.397	1:03.807	66	2.674	1:03.534	66	2.859	1:03.398
88	1.093	1:13.664	20	2.305	1:04.174	20	3.034	1:03.787	20	3.307	1:03.530	20	3.333	1:03.239
20	1.643	1:14.214	77	2.520	1:04.181	77	3.552	1:04.090	88	4.181	1:03.377	88	4.169	1:03.201
77	1.851	1:14.422	88	3.042	1:05.461	88	4.061	1:04.077	77	4.466	1:04.171	77	4.957	1:03.704
33	2.121	1:14.692	33	3.280	1:04.671	33	4.455	1:04.233	45	5.540	1:04.122	45	6.163	1:03.836
45	2.293	1:14.864	45	3.586	1:04.805	45	4.675	1:04.147	33	6.139	1:04.941	33	6.598	1:03.672
75	2.696	1:15.267	49	4.617	1:05.208	49	6.095	1:04.536	49	6.665	1:03.827	49	7.518	1:04.066
49	2.921	1:15.492	75	4.820	1:05.636	75	6.549	1:04.787	75	7.690	1:04.398	75	8.926	1:04.449
21	3.143	1:15.714	21	5.037	1:05.406	21	7.012	1:05.033	21	7.907	1:04.152	21	9.385	1:04.691
50	3.611	1:16.182	26	5.456	1:05.022	26	7.590	1:05.192	26	9.192	1:04.859	9	11.174	1:04.969
26	3.946	1:16.517	50	5.891	1:05.792	9	8.169	1:04.981	9	9.418	1:04.506	50	11.953	1:05.105
9	4.217	1:16.788	9	6.246	1:05.541	50	8.672	1:05.839	50	10.061	1:04.646	67	12.744	1:05.049
67	4.714	1:17.285	67	6.604	1:05.402	67	8.811	1:05.265	67	10.908	1:05.354	26	16.814	1:10.835
46	5.325	1:17.896	46	7.700	1:05.887	46	10.901	1:06.259	46	13.909	1:06.265	13	17.264	1:06.442
29	5.649	1:18.220	29	7.739	1:05.602	29	10.960	1:06.279	13	14.035	1:06.129	46	18.075	1:07.379
13	5.924	1:18.495	13	8.207	1:05.795	13	11.163	1:06.014	29	14.153	1:06.450	29	18.156	1:07.216
15	6.336	1:18.907	15	8.794	1:05.970	15	11.445	1:05.709	15	14.647	1:06.459	15	18.551	1:07.117
41	7.416	1:19.987	41	11.242	1:07.338	41	14.621	1:06.437	41	17.413	1:06.049	41	21.226	1:07.026
16	8.312	1:20.883	16	11.801	1:07.001	16	15.492	1:06.749	16	19.044	1:06.809	16	22.535	1:06.704
98	8.847	1:21.418	98	13.578	1:08.243	98	18.177	1:07.657	98	22.025	1:07.105	98	26.547	1:07.735
48	10.652	1:23.223	48	15.640	1:08.500	48	20.453	1:07.871	48	25.033	1:07.837	48	29.675	1:07.855
70	12.430	1:25.001	70	19.936	1:11.018	70	27.380	1:10.502	76	34.371	1:10.077	76	40.596	1:09.438
76	13.904	1:26.475	76	20.333	1:09.941	76	27.551	1:10.276	70	35.900	1:11.777	70	42.771	1:10.084
22	14.068	1:26.639	22	22.253	1:11.697	22	32.332	1:13.137	22	40.976	1:11.901	22	49.458	1:11.695
74	14.674	1:27.245	74	36.315	1:25.153P									

Universal Racing Services Classic Formula Ford 2000

LAP CHART - RACE 4

(contd.)

Lap 6			Lap 7			Lap 8			Lap 9			Lap 10		
No	Behind	Laptime	No	Behind	Laptime	No	Behind	Laptime	No	Behind	Laptime	No	Behind	Laptime
11		1:02.632	11		1:02.653	11		1:02.989	11		1:02.772	11		1:03.393
4	0.541	1:02.880	4	0.588	1:02.700	4	0.295	1:02.696	4	0.217	1:02.694	4	0.280	1:03.456
35	3.184	1:03.067	35	3.437	1:02.906	35	3.631	1:03.183	66	4.193	1:03.329	74	4 LAPS	1:10.498
66	3.303	1:03.076	66	3.702	1:03.052	66	3.636	1:02.923	35	4.872	1:04.013	66	4.567	1:03.767
20	4.002	1:03.301	20	4.734	1:03.385	22	1 LAP	1:10.542	20	5.382	1:03.321	35	5.151	1:03.672
88	4.460	1:02.923	88	4.897	1:03.090	20	4.833	1:03.088	88	5.803	1:03.406	20	5.219	1:03.230
77	6.518	1:04.193	77	7.617	1:03.752	88	5.169	1:03.261	45	9.239	1:03.275	88	5.701	1:03.291
45	7.003	1:03.472	45	8.229	1:03.879	45	8.736	1:03.496	77	9.733	1:03.300	76	1 LAP	1:13.317
33	7.741	1:03.775	33	8.827	1:03.739	77	9.205	1:04.577	33	10.445	1:03.709	45	9.344	1:03.498
49	9.145	1:04.259	49	10.427	1:03.935	33	9.508	1:03.670	49	11.777	1:04.036	33	10.298	1:03.246
75	10.643	1:04.349	75	12.397	1:04.407	49	10.513	1:03.075	75	15.515	1:04.554	77	10.482	1:04.142
21	11.337	1:04.584	21	12.891	1:04.207	75	13.733	1:04.325	21	15.960	1:04.478	70	1 LAP	1:14.292
9	12.933	1:04.391	9	14.548	1:04.268	21	14.254	1:04.352	50	16.647	1:03.486	49	11.545	1:03.161
50	13.388	1:04.067	50	14.709	1:03.974	50	15.933	1:04.213	9	18.533	1:04.397	75	16.167	1:04.045
67	14.723	1:04.611	67	16.357	1:04.287	9	16.908	1:05.349	67	19.714	1:03.749	21	16.534	1:03.967
13	19.478	1:04.846	13	21.521	1:04.696	67	18.737	1:05.369	22	1 LAP	1:18.635	50	16.816	1:03.562
26	19.819	1:05.637	26	22.412	1:05.246	13	23.041	1:04.509	13	24.815	1:04.546	9	19.410	1:04.270
29	20.746	1:05.222	29	23.286	1:05.193	26	23.834	1:04.411	26	25.743	1:04.681	67	20.962	1:04.641
46	21.585	1:06.142	46	24.752	1:05.820	29	25.231	1:04.934	46	29.894	1:05.411	13	26.202	1:04.780
15	21.678	1:05.759	15	28.977	1:09.952	46	27.255	1:05.492	15	32.609	1:04.740	26	26.783	1:04.433
41	25.539	1:06.945	41	30.341	1:07.455	15	30.641	1:04.653	41	37.454	1:06.487	22	1 LAP	1:13.186
16	26.683	1:06.780	16	30.723	1:06.693	41	33.739	1:06.387	16	37.646	1:06.228	46	34.278	1:07.777
98	30.953	1:07.038	98	35.611	1:07.311	16	34.190	1:06.456	98	43.659	1:06.874	15	34.417	1:05.201
48	34.386	1:07.343	48	39.181	1:07.448	98	39.557	1:06.935	29	47.672	1:25.213P	41	39.756	1:05.695
74	3 LAPS	4:18.913	74	3 LAPS	1:11.102	48	43.803	1:07.611	48	48.371	1:07.340	16	40.654	1:06.401
76	47.195	1:09.231	76	54.415	1:09.873	74	3 LAPS	1:10.157				98	47.677	1:07.411
70	49.327	1:09.188	70	56.006	1:09.332	76	1:02.119	1:10.693				48	53.946	1:08.968
22	59.196	1:12.370				70	1:02.400	1:09.383						

Universal Racing Services Classic Formula Ford 2000

LAP CHART - RACE 4

(contd.)

Lap 11			Lap 12			Lap 13			Lap 14			Lap 15		
No	Behind	Laptime	No	Behind	Laptime	No	Behind	Laptime	No	Behind	Laptime	No	Behind	Laptime
4		1:02.605	4		1:02.350									
11	0.290	1:03.175	11	0.460	1:02.520									
66	5.846	1:04.164	66	6.186	1:02.690									
35	6.386	1:04.120	35	7.373	1:03.337									
20	6.803	1:04.469	20	7.530	1:03.077									
88	7.070	1:04.254	88	7.809	1:03.089									
45	9.769	1:03.310	45	10.922	1:03.503									
33	11.185	1:03.772	33	12.649	1:03.814									
77	12.274	1:04.677	77	13.603	1:03.679									
49	13.110	1:04.450	49	14.233	1:03.473									
74	4 LAPS	1:14.031	50	19.759	1:04.052									
70	1 LAP	1:09.331	75	19.869	1:04.052									
50	18.057	1:04.126	21	20.246	1:04.307									
75	18.167	1:04.885	74	4 LAPS	1:11.978									
21	18.289	1:04.640	9	23.801	1:05.065									
76	1 LAP	1:13.359	70	1 LAP	1:09.647									
9	21.086	1:04.561	67	24.715	1:04.783									
67	22.282	1:04.205	76	1 LAP	1:11.038									
13	27.690	1:04.373	13	29.832	1:04.492									
26	28.822	1:04.924	26	30.880	1:04.408									
15	37.226	1:05.694	15	39.241	1:04.365									
22	1 LAP	1:11.612	46	45.294	1:08.889									
46	38.755	1:07.362	41	46.816	1:06.236									
41	42.930	1:06.059	16	48.535	1:06.235									
16	44.650	1:06.881	22	1 LAP	1:12.720									
98	52.249	1:07.457	98	56.957	1:07.058									
48	59.210	1:08.149	48	1:05.223	1:08.363									

Caterham Graduate Championship - Mega Graduate Class

RACE CLASSIFICATION - RACE 5

POS	NO	CL	DRIVER	NAT	CAR	TIME	LAPS	GAP	MPH	BEST
1	1		Jamie ELLWOOD		Caterham Seven	11:53.433	10		82.95	1:09.597
2	11		Chris BATTEN		Caterham Seven	11:53.931	10	0.498	82.89	1:09.451
3	2		Guy HALLEY		Caterham Seven	11:54.014	10	0.581	82.88	1:09.443
4	21		Martin AMISON		Caterham Seven	11:54.049	10	0.616	82.88	1:09.912
5	3		George LONGMUIR		Caterham Seven	11:54.420	10	0.987	82.83	1:09.725
6	12		Paul HUDSON		Caterham Seven	11:54.608	10	1.175	82.81	1:09.711
7	8		Nick FROST		Caterham Seven	11:54.724	10	1.291	82.80	1:09.826
8	37		Mike WELBURN		Caterham Seven	11:55.023	10	1.590	82.76	1:09.113
9	15		Chris SKELTON		Caterham Seven	11:55.663	10	2.230	82.69	1:09.335
10	35		Stuart SIMPSON		Caterham Seven	11:56.291	10	2.858	82.62	1:09.528
11	18		Christian MARRYAT		Caterham Seven	11:57.432	10	3.999	82.48	1:09.041
12	9		Valerie DIEDERICHS		Caterham Seven	11:57.573	10	4.140	82.47	1:08.691
13	5		Tim JUMP		Caterham Seven	11:58.963	10	5.530	82.31	1:10.312
14	14		Alexander TSAVALOS		Caterham Seven	11:59.096	10	5.663	82.29	1:09.670
15	16		Ian NOBLE		Caterham Seven	12:02.093	10	8.660	81.95	1:10.526
16	26		Phillipe EVRARD		Caterham Seven	12:02.577	10	9.144	81.90	1:10.253
17	10		Michael FESEMEYER		Caterham Seven	12:02.732	10	9.299	81.88	1:10.256
18	17		Ian YEOMAN		Caterham Seven	12:02.958	10	9.525	81.85	1:09.848
19	7		Bob WILSON		Caterham Seven	12:03.986	10	10.553	81.74	1:10.079
20	22		Keith PENNINGTON		Caterham Seven	12:04.253	10	10.820	81.71	1:10.045
21	20		Geoff DIXON		Caterham Seven	12:15.306	10	21.873	80.48	1:10.029
22	38		Christopher AWCOCK		Caterham 7	12:16.603	10	23.170	80.34	1:11.482

FASTEST LAP

9	Valerie DIEDERICHS	Caterham Seven	1:08.691	9	85.89mph	138.23kph
---	--------------------	----------------	----------	---	----------	-----------

Weather / Track : Cloudy / Dry

These results are provisional until the conclusion of any judicial and technical matters.

Silverstone

Circuit Length = 1.6390 miles.

Start: 15:00 End: 15:12

Clerk of Course	Timekeeper:
-----------------	-------------

Caterham Graduate Championship - Mega Graduate Class

LAP CHART - RACE 5

Lap 1			Lap 2			Lap 3			Lap 4			Lap 5		
No	Behind	Laptime	No	Behind	Laptime	No	Behind	Laptime	No	Behind	Laptime	No	Behind	Laptime
2		1:19.528	11		1:10.621	2		1:10.610	11		1:10.694	1		1:10.264
1	0.020	1:19.548	1	0.194	1:11.006	1	0.183	1:10.896	1	0.125	1:10.817	21	0.164	1:09.952
11	0.211	1:19.739	2	0.297	1:11.129	11	0.181	1:11.088	2	0.208	1:11.083	2	0.252	1:10.433
21	0.494	1:20.022	3	0.561	1:10.581	3	0.351	1:10.697	21	0.601	1:10.971	11	0.392	1:10.781
12	0.668	1:20.196	12	0.743	1:10.907	21	0.505	1:10.510	3	0.686	1:11.210	3	0.587	1:10.290
3	0.812	1:20.340	21	0.902	1:11.240	12	0.797	1:10.961	8	0.993	1:10.892	8	0.941	1:10.337
37	1.010	1:20.538	37	1.279	1:11.101	8	0.976	1:10.395	12	1.500	1:11.578	12	1.111	1:10.000
8	1.392	1:20.920	8	1.488	1:10.928	37	1.204	1:10.832	15	1.611	1:11.054	15	1.110	1:09.888
15	1.571	1:21.099	15	1.943	1:11.204	15	1.432	1:10.396	5	1.874	1:10.957	37	1.690	1:10.110
5	2.057	1:21.585	5	2.387	1:11.162	5	1.792	1:10.312	37	1.969	1:11.640	5	2.087	1:10.602
16	2.556	1:22.084	26	3.135	1:10.687	26	3.014	1:10.786	26	2.392	1:10.253	35	2.682	1:10.388
35	3.035	1:22.563	35	3.412	1:11.209	35	3.890	1:11.385	35	2.683	1:09.668	26	3.188	1:11.185
26	3.280	1:22.808	16	3.536	1:11.812	16	4.226	1:11.597	14	3.343	1:09.670	14	3.261	1:10.307
7	3.783	1:23.311	7	3.863	1:10.912	14	4.548	1:11.027	16	3.913	1:10.562	16	4.797	1:11.273
14	4.495	1:24.023	17	4.077	1:09.848	7	4.847	1:11.891	20	5.054	1:10.967	20	4.807	1:10.142
17	5.061	1:24.589	14	4.428	1:10.765	20	4.962	1:11.311	9	5.729	1:11.450	9	5.020	1:09.680
20	5.361	1:24.889	20	4.558	1:10.029	17	4.999	1:11.829	17	5.830	1:11.706	18	5.324	1:09.544
10	5.662	1:25.190	10	5.281	1:10.451	9	5.154	1:10.715	7	6.044	1:12.072	17	5.918	1:10.477
9	6.307	1:25.835	9	5.346	1:09.871	10	5.309	1:10.935	18	6.169	1:11.556	7	6.585	1:10.930
18	7.243	1:26.771	18	6.507	1:10.096	18	5.488	1:09.888	10	6.593	1:12.159	10	7.001	1:10.797
38	7.962	1:27.490	38	9.706	1:12.576	22	10.322	1:11.385	22	9.976	1:10.529	22	10.152	1:10.565
22	10.313	1:29.841	22	9.844	1:10.363	38	11.344	1:12.545	38	12.324	1:11.855	38	13.837	1:11.902

Caterham Graduate Championship - Mega Graduate Class

LAP CHART - RACE 5

(contd.)

Lap 6			Lap 7			Lap 8			Lap 9			Lap 10		
No	Behind	Laptime	No	Behind	Laptime	No	Behind	Laptime	No	Behind	Laptime	No	Behind	Laptime
11		1:10.322	1		1:09.597	1		1:10.297	1		1:09.869	1		1:10.065
1	0.360	1:11.074	3	0.219	1:09.725	21	0.430	1:09.912	11	0.093	1:09.451	11	0.498	1:10.470
3	0.451	1:10.578	11	0.465	1:10.422	11	0.511	1:10.343	21	0.613	1:10.052	2	0.581	1:09.443
21	0.634	1:11.184	21	0.815	1:10.138	3	0.693	1:10.771	3	0.900	1:10.076	21	0.616	1:10.068
2	1.043	1:11.505	8	1.259	1:10.004	2	0.986	1:09.963	2	1.203	1:10.086	3	0.987	1:10.152
8	1.212	1:10.985	2	1.320	1:10.234	8	1.508	1:10.546	12	1.471	1:09.711	12	1.175	1:09.769
12	1.314	1:10.917	12	1.490	1:10.133	12	1.629	1:10.436	8	1.530	1:09.891	8	1.291	1:09.826
37	1.597	1:10.621	15	1.915	1:10.147	15	2.368	1:10.750	37	2.542	1:10.044	37	1.590	1:09.113
15	1.725	1:11.329	37	2.154	1:10.514	37	2.367	1:10.510	15	2.960	1:10.461	15	2.230	1:09.335
35	1.983	1:10.015	35	2.487	1:10.461	35	2.696	1:10.506	35	3.395	1:10.568	35	2.858	1:09.528
5	2.305	1:10.932	5	2.884	1:10.536	5	3.379	1:10.792	5	3.879	1:10.369	18	3.999	1:09.534
14	3.255	1:10.708	14	2.983	1:09.685	14	3.762	1:11.076	14	3.996	1:10.103	9	4.140	1:09.764
26	3.967	1:11.493	18	5.767	1:11.067	18	5.358	1:09.888	9	4.441	1:08.691	5	5.530	1:11.716
9	4.038	1:09.732	26	6.081	1:12.071	9	5.619	1:09.652	18	4.530	1:09.041	14	5.663	1:11.732
20	4.453	1:10.360	9	6.264	1:12.183	26	7.458	1:11.674	16	8.199	1:10.594	16	8.660	1:10.526
18	4.657	1:10.047	20	6.263	1:11.767	16	7.474	1:11.008	26	8.469	1:10.880	26	9.144	1:10.740
17	5.355	1:10.151	16	6.763	1:10.977	17	7.898	1:11.329	10	8.855	1:10.331	10	9.299	1:10.509
16	5.743	1:11.660	17	6.866	1:11.468	10	8.393	1:11.279	17	9.311	1:11.282	17	9.525	1:10.279
7	5.950	1:10.079	7	7.103	1:11.110	7	8.592	1:11.786	7	9.546	1:10.823	7	10.553	1:11.072
10	6.543	1:10.256	10	7.411	1:10.825	22	9.614	1:10.178	22	10.077	1:10.332	22	10.820	1:10.808
22	9.483	1:10.045	22	9.733	1:10.207	38	19.009	1:11.954	38	20.622	1:11.482	20	21.873	1:11.037
38	15.136	1:12.013	38	17.352	1:12.173	20	20.619	1:24.653	20	20.901	1:10.151	38	23.170	1:12.613

Universal Racing Services Classic Formula Ford 1600

RACE CLASSIFICATION - RACE 6

POS	NO	CL	DRIVER	NAT	CAR	TIME	LAPS	GAP	MPH	BEST
1	77	B	Paul WALTON		Crossle 25F	11:26.427	10		86.21	1:06.661
2	37	B	Anthony WILLS		Royale RP21	11:26.814	10	0.387	86.16	1:07.085
3	65	A	Peter DENHAM		Merlyn IIA	11:30.090	10	3.663	85.75	1:07.177
4	21	B	Philip NORRIS		Royale RP 26	11:46.565	10	20.138	83.75	1:08.236
5	81	B	John HESP		Royale RP 26	11:48.464	10	22.037	83.53	1:08.844
6	32	B	David MALPAS		Van Diemen RF 78	11:48.793	10	22.366	83.49	1:08.369
7	20	B	Richard SHELTON		Crossle 25F	11:50.391	10	23.964	83.30	1:06.856
8	17	B	Jeff PALMER		Royale RP 26	12:00.544	10	34.117	82.13	1:09.807
9	23	B	Simon MERRIMAN		PRS RH02	12:18.441	10	52.014	80.14	1:09.994
10	25	B	Douglas KIBBLE		Dulon MP 17	11:28.748	9	1 LAP	77.35	1:13.263
11	31	B	Oliver ROBINSON		Royale RP 26	12:14.146	9	1 LAP	72.57	1:08.570

NOT CLASSIFIED

41	B	Neil MARSHALL		Van Diemen RF 78	8:03.415	7	D.N.F.	85.80	1:07.066
34	B	Colin WILLIAMS		P.R.S RH01	8:03.905	7	D.N.F.	85.71	1:06.720
69	A	Dave LOWE		Lotus 69	8:04.239	7	D.N.F.	85.65	1:06.274
7	B	Jon NASH		Van Diemen RF 80	5:45.734	5	D.N.F.	85.84	1:06.661
30	A	Stephen COLLYER		Dulon MP 15	5:51.579	5	D.N.F.	84.41	1:07.877

FASTEST LAP

69	A	Dave LOWE		Lotus 69	1:06.274	6	89.03mph	143.28kph
77	B	Paul WALTON		Crossle 25F	1:06.661	4	88.51mph	142.44kph
7	B	Jon NASH		Van Diemen RF 80	1:06.661	5	88.51mph	142.44kph

Weather / Track : Cloudy / Dry

These results are provisional until the conclusion of any judicial and technical matters.

Silverstone
Circuit Length = 1.6390 miles.
Start: 15:23 End: 15:34

Clerk of Course	Timekeeper:
-----------------	-------------

Caterham Graduate Championship

RACE CLASSIFICATION - RACE 7

POS	NO	CL	DRIVER	NAT	CAR	TIME	LAPS	GAP	MPH	BEST
1	146		Charlie WATT		Caterham Seven	12:30.909	10		78.81	1:13.317
2	105		Toby BRIANT		Caterham Seven	12:34.760	10	3.851	78.41	1:13.535
3	111		Martin OXBOROUGH		Caterham Seven	12:34.780	10	3.871	78.40	1:13.631
4	132		Robert HERRING		Caterham Seven	12:35.092	10	4.183	78.37	1:13.659
5	112		Rob DRAPER		Caterham Seven	12:35.164	10	4.255	78.36	1:13.336
6	143		Paul MANYWEATHERS		Caterham Seven	12:35.498	10	4.589	78.33	1:13.714
7	136		Mark GREGORY		Caterham Seven	12:35.991	10	5.082	78.28	1:14.123
8	107		Graeme SMITH		Caterham Seven	12:38.894	10	7.985	77.98	1:13.937
9	131		Garry KENNEDY		Caterham Seven	12:38.995	10	8.086	77.97	1:13.503
10	109		Kevin SAYER		Caterham Seven	12:46.717	10	15.808	77.18	1:14.469
11	122		Russell MELROSE		Caterham Seven	12:47.001	10	16.092	77.15	1:14.521
12	150		Matt WALTON		Caterham Seven	12:47.134	10	16.225	77.14	1:14.830
13	120		David GUY		Caterham Seven	12:47.382	10	16.473	77.12	1:14.394
14	116		Kim RAYMENT		Caterham Seven	12:48.655	10	17.746	76.99	1:14.219
15	133		Sean SOUTHWOOD		Caterham Seven	12:53.678	10	22.769	76.49	1:15.288
16	137		Paul HARBACH		Caterham Seven	13:03.008	10	32.099	75.58	1:16.311
17	124		John HIRD		Caterham Seven	13:03.313	10	32.404	75.55	1:15.916
18	121		Darren GRAINGER		Caterham Seven	13:15.743	10	44.834	74.37	1:17.443
19	140		John PENNINGTON		Caterham Seven	13:25.545	10	54.636	73.46	1:16.354
20	128		Pete CANNARD		Caterham Seven	13:33.919	10	1:03.010	72.71	1:19.487
21	117		Sheila MARSHALL		Caterham Seven	13:39.632	10	1:08.723	72.20	1:18.319
NOT CLASSIFIED										
108	Rob RUSSELL				Caterham Seven	3:37.102	2	D.N.F.	55.16	1:26.054
FASTEST LAP										
146	Charlie WATT				Caterham Seven	1:13.317	4	80.47mph		129.51kph

Weather / Track : Cloudy/ Dry
 These results are provisional until the conclusion of any judicial and technical matters.

Silverstone
 Circuit Length = 1.6390 miles.
 Start: 15:50 End: 16:02

Clerk of Course	Timekeeper:
-----------------	-------------

Caterham Graduate Championship

LAP CHART - RACE 7

Lap 1			Lap 2			Lap 3			Lap 4			Lap 5		
No	Behind	Laptime	No	Behind	Laptime	No	Behind	Laptime	No	Behind	Laptime	No	Behind	Laptime
146		1:23.517	146		1:13.678	146		1:14.217	146		1:13.317	146		1:13.696
111	0.533	1:24.050	105	0.420	1:13.535	105	0.050	1:13.847	112	1.296	1:14.130	143	2.373	1:14.093
105	0.563	1:24.080	112	0.673	1:13.336	112	0.483	1:14.027	105	1.399	1:14.666	112	2.982	1:15.382
112	1.015	1:24.532	143	1.352	1:13.714	143	1.432	1:14.297	132	1.883	1:13.659	111	3.070	1:14.619
143	1.316	1:24.833	132	1.576	1:13.803	132	1.541	1:14.182	143	1.976	1:13.861	132	3.313	1:15.126
132	1.451	1:24.968	111	2.139	1:15.284	111	1.553	1:13.631	111	2.147	1:13.911	105	3.524	1:15.821
107	1.714	1:25.231	107	2.431	1:14.395	107	2.291	1:14.077	136	4.029	1:14.825	136	4.671	1:14.338
136	1.986	1:25.503	136	2.578	1:14.270	136	2.521	1:14.160	107	4.321	1:15.347	107	5.032	1:14.407
122	2.429	1:25.946	122	5.473	1:16.722	122	7.423	1:16.167	131	9.419	1:14.873	131	9.969	1:14.246
108	2.537	1:26.054	120	6.008	1:16.653	150	7.728	1:15.357	150	9.853	1:15.442	150	11.118	1:14.961
150	2.505	1:26.022	150	6.588	1:17.761	131	7.863	1:14.801	122	10.195	1:16.089	120	11.651	1:14.813
116	2.804	1:26.321	109	7.057	1:16.410	120	7.965	1:16.174	120	10.534	1:15.886	109	11.830	1:14.621
120	3.033	1:26.550	131	7.279	1:14.822	109	8.433	1:15.593	109	10.905	1:15.789	122	12.063	1:15.564
133	4.019	1:27.536	116	8.843	1:19.717	116	10.237	1:15.611	116	12.224	1:15.304	116	13.902	1:15.374
140	4.053	1:27.570	124	8.881	1:17.415	124	11.546	1:16.882	133	14.073	1:15.841	133	15.849	1:15.472
109	4.325	1:27.842	133	10.375	1:20.034	133	11.549	1:15.391	124	14.898	1:16.669	124	17.118	1:15.916
124	5.144	1:28.661	137	10.640	1:17.797	137	13.339	1:16.916	137	16.555	1:16.533	137	19.767	1:16.908
131	6.135	1:29.652	121	12.136	1:19.530	121	15.362	1:17.443	121	20.324	1:18.279	121	24.975	1:18.347
121	6.284	1:29.801	128	15.668	1:20.596	128	21.402	1:19.951	128	27.908	1:19.823	128	34.170	1:19.958
137	6.521	1:30.038	117	29.826	1:21.671	117	35.553	1:19.944	140	40.301	1:16.541	140	43.098	1:16.493
128	8.750	1:32.267	140	34.835	1:44.460	140	37.077	1:16.459	117	41.615	1:19.379	117	47.168	1:19.249
117	21.833	1:45.350	108	59.907	2:11.048P									

Caterham Graduate Championship

LAP CHART - RACE 7

(contd.)

Lap 6			Lap 7			Lap 8			Lap 9			Lap 10		
No	Behind	Laptime	No	Behind	Laptime	No	Behind	Laptime	No	Behind	Laptime	No	Behind	Laptime
146		1:13.736	146		1:13.969	146		1:14.484	146		1:14.913	146		1:15.382
111	3.263	1:13.929	112	3.918	1:14.057	111	4.290	1:14.622	112	4.399	1:14.758	105	3.851	1:14.621
143	3.336	1:14.699	111	4.152	1:14.858	112	4.554	1:15.120	111	4.511	1:15.134	111	3.871	1:14.742
112	3.830	1:14.584	132	4.603	1:14.639	105	4.658	1:14.499	105	4.612	1:14.867	132	4.183	1:13.913
132	3.933	1:14.356	105	4.643	1:14.639	132	5.002	1:14.883	143	5.129	1:14.527	112	4.255	1:15.238
105	3.973	1:14.185	143	5.087	1:15.720	143	5.515	1:14.912	132	5.652	1:15.563	143	4.589	1:14.842
107	5.233	1:13.937	136	5.894	1:14.358	136	5.533	1:14.123	136	5.821	1:15.201	136	5.082	1:14.643
136	5.505	1:14.570	107	6.655	1:15.391	107	7.177	1:15.006	107	7.794	1:15.530	107	7.985	1:15.573
131	10.654	1:14.421	131	11.225	1:14.540	131	11.102	1:14.361	131	9.965	1:13.776	131	8.086	1:13.503
150	12.212	1:14.830	150	13.475	1:15.232	109	14.734	1:15.498	150	15.310	1:15.364	109	15.808	1:15.669
109	12.563	1:14.469	109	13.720	1:15.126	150	14.859	1:15.868	109	15.521	1:15.700	122	16.092	1:15.239
122	12.848	1:14.521	122	13.811	1:14.932	122	15.121	1:15.794	122	16.235	1:16.027	150	16.225	1:16.297
120	13.073	1:15.158	120	16.463	1:17.359	120	17.429	1:15.450	120	16.910	1:14.394	120	16.473	1:14.945
116	15.647	1:15.481	116	16.884	1:15.206	116	18.065	1:15.665	116	17.371	1:14.219	116	17.746	1:15.757
133	17.401	1:15.288	133	19.341	1:15.909	133	21.077	1:16.220	133	22.230	1:16.066	133	22.769	1:15.921
124	20.802	1:17.420	124	24.402	1:17.569	124	27.593	1:17.675	124	29.867	1:17.187	137	32.099	1:16.603
137	23.106	1:17.075	137	26.971	1:17.834	137	29.480	1:16.993	137	30.878	1:16.311	124	32.404	1:17.919
121	29.731	1:18.492	121	34.084	1:18.322	121	37.992	1:18.392	121	41.325	1:18.246	121	44.834	1:18.891
128	40.465	1:20.031	128	45.983	1:19.487	140	50.703	1:16.903	140	52.691	1:16.901	140	54.636	1:17.327
140	45.899	1:16.537	140	48.284	1:16.354	128	52.812	1:21.313	128	58.290	1:20.391	128	1:03.010	1:20.102
117	52.096	1:18.664	117	57.005	1:18.878	117	1:01.889	1:19.368	117	1:05.786	1:18.810	117	1:08.723	1:18.319

Dunlop Supersports Championship

RACE CLASSIFICATION - RACE 8

POS	NO	CL	DRIVER	NAT	CAR	TIME	LAPS	GAP	MPH	BEST
1	1	S1	Stephen SHANLY		Chiron LMP 3-02	17:03.094	18		103.98	56.050
2	9	S1	David PEGLEY		Nemesis RME 99-04	17:23.003	18	19.909	101.99	56.730
3	2	S2	Daniel GIBSON		Nemesis RME 04	17:24.380	18	21.286	101.86	57.169
4	3	S1	Robert OLDERSHAW JNR		Juno SS2	17:35.418	18	32.324	100.79	57.483
5	22	S1	John HARRISON		Chiron LMP 03/04	17:35.735	18	32.641	100.76	57.330
6	11	S1	Andrew MIDDLETON		Mallock P21	17:51.937	18	48.843	99.24	58.137
7	51	S3	Neil HUGGINS		Radical Pro Sport	17:20.198	17	17.104	96.60	59.457
8	88	S3	Peter WILLIAMS		Radical Prosport	17:21.187	17	18.093	96.50	59.605
NOT CLASSIFIED										
8	S1	Peter HOBDAV		Chiron LMP-3 04		16:42.539	17	D.N.F.	100.22	57.534
33	S1	Chris SETTERS		Jade Trackstar		13:19.071	13	D.N.F.	96.21	57.028
FASTEST LAP										
1	S1	Stephen SHANLY		Chiron LMP 3-02		56.050	7	105.27mph		169.41kph
2	S2	Daniel GIBSON		Nemesis RME 04		57.169	10	103.21mph		166.10kph
51	S3	Neil HUGGINS		Radical Pro Sport		59.457	4	99.23mph		159.70kph

Weather / Track : Cloudy / Dry

These results are provisional until the conclusion of any judicial and technical matters.

Silverstone
Circuit Length = 1.6390 miles.
Start: 16:18 End: 16:35

Clerk of Course	Timekeeper:
-----------------	-------------

Dunlop Supersports Championship

LAP CHART - RACE 8

Lap 1			Lap 2			Lap 3			Lap 4			Lap 5		
No	Behind	Laptime	No	Behind	Laptime	No	Behind	Laptime	No	Behind	Laptime	No	Behind	Laptime
1		1:04.688	1		57.178	1		56.522	1		56.309	1		56.498
33	1.150	1:05.838	33	1.079	57.107	33	1.585	57.028	33	2.720	57.444	33	4.069	57.847
2	1.890	1:06.578	2	2.461	57.749	2	3.363	57.424	2	4.322	57.268	2	5.222	57.398
9	2.173	1:06.861	9	3.081	58.086	9	4.045	57.486	9	5.083	57.347	9	6.045	57.460
3	3.851	1:08.539	3	5.027	58.354	3	6.506	58.001	3	7.966	57.769	3	9.154	57.686
22	4.157	1:08.845	22	6.301	59.322	22	8.486	58.707	8	10.472	57.788	22	12.437	57.931
11	4.876	1:09.564	8	7.260	59.301	8	8.993	58.255	22	11.004	58.827	8	12.621	58.647
8	5.137	1:09.825	11	7.348	59.650	11	10.417	59.591	11	12.675	58.567	11	14.541	58.364
88	6.165	1:10.853	88	9.634	1:00.647	88	13.111	59.999	88	16.718	59.916	88	19.825	59.605
51	6.733	1:11.421	51	10.044	1:00.489	51	13.913	1:00.391	51	17.061	59.457	51	20.345	59.782

Dunlop Supersports Championship

LAP CHART - RACE 8

(contd.)

Lap 6			Lap 7			Lap 8			Lap 9			Lap 10		
No	Behind	Laptime	No	Behind	Laptime	No	Behind	Laptime	No	Behind	Laptime	No	Behind	Laptime
1		56.235	1		56.050	1		56.333	1		56.478	1		56.342
33	5.876	58.042	33	6.971	57.145	33	7.809	57.171	33	8.546	57.215	33	9.420	57.216
2	6.604	57.617	2	8.017	57.463	2	8.932	57.248	2	9.888	57.434	2	10.715	57.169
9	7.269	57.459	9	8.706	57.487	9	9.684	57.311	9	10.457	57.251	9	11.859	57.744
3	11.072	58.153	3	12.959	57.937	3	14.241	57.615	3	15.367	57.604	3	16.508	57.483
22	14.035	57.833	22	16.057	58.072	22	17.611	57.887	22	18.463	57.330	22	20.300	58.179
8	15.323	58.937	8	17.344	58.071	8	19.137	58.126	8	20.881	58.222	8	23.238	58.699
11	17.073	58.767	11	20.009	58.986	11	22.396	58.720	11	24.055	58.137	11	26.420	58.707
88	23.512	59.922	88	28.336	1:00.874	88	33.462	1:01.459	88	38.164	1:01.180	88	42.693	1:00.871
51	23.806	59.696	51	29.481	1:01.725	51	33.544	1:00.396	51	38.268	1:01.202	51	43.037	1:01.111

Dunlop Supersports Championship

LAP CHART - RACE 8

(contd.)

Lap 11			Lap 12			Lap 13			Lap 14			Lap 15		
No	Behind	Laptime	No	Behind	Laptime	No	Behind	Laptime	No	Behind	Laptime	No	Behind	Laptime
1		56.277	1		56.240	1		56.089	1		56.562	1		56.481
33	10.415	57.272	2	12.899	57.476	2	14.455	57.645	51	1 LAP	1:01.027	88	1 LAP	1:00.987
2	11.663	57.225	9	14.312	57.834	9	14.953	56.730	33	1 LAP	1:35.947P	51	1 LAP	1:01.009
9	12.718	57.136	33	17.974	1:03.799	3	22.563	58.770	2	15.362	57.469	2	16.268	57.387
3	18.447	58.216	3	19.882	57.675	22	25.924	58.398	9	15.737	57.346	9	16.788	57.532
22	21.645	57.622	22	23.615	58.210	8	30.011	58.272	3	24.841	58.840	3	26.769	58.409
8	25.394	58.433	8	27.828	58.674	11	33.523	58.569	22	27.599	58.237	22	28.494	57.376
11	28.640	58.497	11	31.043	58.643	88	56.403	1:00.954	8	31.489	58.040	8	33.071	58.063
88	46.720	1:00.304	88	51.538	1:01.058				11	36.216	59.255	11	38.681	58.946
51	46.960	1:00.200	51	51.709	1:00.989									

Dunlop Supersports Championship

LAP CHART - RACE 8

(contd.)

Lap 16			Lap 17			Lap 18			Lap 19			Lap 20		
No	Behind	Laptime	No	Behind	Laptime	No	Behind	Laptime	No	Behind	Laptime	No	Behind	Laptime
1		56.066	1		56.341	1		56.405						
88	1 LAP	1:00.805	51	1 LAP	1:00.278	51	1 LAP	1:00.181						
51	1 LAP	1:00.844	88	1 LAP	1:00.855	88	1 LAP	1:00.898						
9	17.774	57.052	9	18.876	57.443	9	19.909	57.438						
2	18.398	58.196	2	19.716	57.659	2	21.286	57.975						
3	28.681	57.978	3	30.481	58.141	3	32.324	58.248						
22	29.976	57.548	22	31.387	57.752	22	32.641	57.659						
8	34.539	57.534	8	35.850	57.652	11	48.843	1:00.565						
11	41.487	58.872	11	44.683	59.537									