



BARC

Rockingham

28th & 29th August 2004



Results Provided by MST Sports Timing Ltd
www.mstworld.com

Legends Cars Championship

QUALIFYING FOR RACE 1

POS	NO	CL	NAME	NAT	ENTRY	TIME	LAPS	GAP	MPH
1	27		Alastair TOPLEY		Legend Chevrolet Sedan	1:49.783	4		80.11
2	32		Peter MORTON		Legend Chevy Coupe	1:58.776	9	8.993	74.04
3	39		Stephen TREHERNE		Legend Chevy	1:58.983	9	9.200	73.91
4	6		Oli POYSER		Legend 1934 Ford Coupe	1:59.371	9	9.588	73.67
5	38		Mark TREHERNE		Legend Chevy	2:00.075	7	10.292	73.24
6	11		Simon BELCHER		Legends 34 Ford Coupe	2:00.207	9	10.424	73.16
7	19		Lawrence DAVEY		Legend Chevy Coupe	2:00.912	6	11.129	72.73
8	16		Craig PERCY		Ford '37 Sedan	2:01.030	8	11.247	72.66
9	18		Dave MOORE		Legend Chevy Sedan	2:01.325	9	11.542	72.49
10	54		Ian STURT		Legend Taz Sedan	2:01.925	8	12.142	72.13
11	69		Gerard MCCOSH		Legend Ford Coupe	2:02.367	9	12.584	71.87
12	56		Marc LORD		Legend 1934 Chevy Coupe	2:02.802	9	13.019	71.61
13	97		Jim CLARKE		Legend '37 Dodge Sedan	2:03.092	9	13.309	71.44
14	14		Steve MILLS		Legend Ford '37 Sedan	2:03.184	9	13.401	71.39
15	57		Rob RACKSTRAW		Legend	2:03.727	9	13.944	71.08
16	21		Daren HILLS		Legend '37 Chevy Sedan	2:03.763	9	13.980	71.06
17	41		Steve THOMPSON		Legend Chevy Coupe	2:04.119	8	14.336	70.85
18	15		Gary COAKE		Legend Ford Sedan	2:04.243	7	14.460	70.78
19	8		Colin CHADWICK		Legend Ford Sedan	2:04.968	9	15.185	70.37
20	76		Neil TRESSLER		Legend Ford Sedan	2:05.165	8	15.382	70.26
21	2		Dan HERON		Legend Chevrolet Sedan	2:05.984	6	16.201	69.80
22	24		Robin WEBB		Legend '37 Chevy Sedan	2:08.088	8	18.305	68.66
23	79		Jamie CLARKE		Legend '37 Dodge Sedan	2:08.935	7	19.152	68.21
24	3		Simeon MAURER		Legend Ford Coupe	2:13.820	6	24.037	65.72
25	72		Glenn BURTENSHAW		Legends '37 Chevy Sedan	2:14.224	4	24.441	65.52
26	40		Paul 'tomo' THOMPSON		Legend '37 Ford	3:15.804	3	1:26.021	44.91

Weather/Track: Cloudy/Dry

These results are provisional until the conclusion of any judicial and technical matters.

Rockingham Intl
Circuit Length = 2.4430 miles.
Start: 09:09 End: 09:28

Clerk of Course:	Stewards:	Timekeeper:
------------------	-----------	-------------

Legends Cars Championship

LAP ANALYSIS - QUALIFYING FOR RACE 1

2	Dan HERON	Legend Chevrolet Sedan
1 - X:00.000	6 - 2:11.118	
2 - 3:28.476		
3 - 2:13.095		
4 - 2:06.344		
5 - 2:05.984		
3	Simeon MAURER	Legend Ford Coupe
1 - X:00.000	6 - 2:13.820	
2 - 3:29.826		
3 - 2:23.603		
4 - 7:38.543P		
5 - 2:26.579		
6	Oli POYSER	Legend 1934 Ford Coupe
1 - X:00.000	6 - 2:00.448	
2 - 3:03.313	7 - 1:59.855	
3 - 2:06.888	8 - 1:59.371	
4 - 2:03.163	9 - 2:02.488	
5 - 2:00.828		
8	Colin CHADWICK	Legend Ford Sedan
1 - X:00.000	6 - 2:06.436	
2 - 3:28.954	7 - 2:04.968	
3 - 2:17.735	8 - 2:07.017	
4 - 2:11.361	9 - 2:05.480	
5 - 2:08.081		
11	Simon BELCHER	Legends 34 Ford Coupe
1 - X:00.000	6 - 2:01.972	
2 - 3:30.733	7 - 2:01.672	
3 - 2:08.306	8 - 2:01.350	
4 - 2:02.755	9 - 2:00.207	
5 - 2:09.341		
14	Steve MILLS	Legend Ford '37 Sedan
1 - X:00.000	6 - 2:04.472	
2 - 3:33.354	7 - 2:07.154	
3 - 2:14.185	8 - 2:03.656	
4 - 2:05.584	9 - 2:08.417	
5 - 2:03.184		
15	Gary COAKE	Legend Ford Sedan
1 - X:00.000	6 - 2:06.214	
2 - 3:37.856	7 - 2:04.243	
3 - 2:16.773		
4 - 2:12.687		
5 - 2:11.804		

Legends Cars Championship

LAP ANALYSIS - QUALIFYING FOR RACE 1

(contd.)

16	Craig PERCY	Ford '37 Sedan
1 - X:00.000	6 - 2:01.799	
2 - 3:28.180	7 - 2:01.030	
3 - 2:08.189	8 - 2:01.214	
4 - 2:04.965		
5 - 2:01.276		
18	Dave MOORE	Legend Chevy Sedan
1 - X:00.000	6 - 2:01.633	
2 - 3:26.958	7 - 2:01.741	
3 - 2:08.965	8 - 2:01.892	
4 - 2:26.040	9 - 2:02.595	
5 - 2:01.325		
19	Lawrence DAVEY	Legend Chevy Coupe
1 - X:00.000	6 - 2:00.912	
2 - 2:02.903		
3 - 2:02.840		
4 - 2:03.170		
5 - 2:01.794		
21	Daren HILLS	Legend '37 Chevy Sedan
1 - X:00.000	6 - 2:03.953	
2 - 3:28.524	7 - 2:06.159	
3 - 2:06.707	8 - 2:04.426	
4 - 2:05.574	9 - 2:05.841	
5 - 2:03.763		
24	Robin WEBB	Legend '37 Chevy Sedan
1 - X:00.000	6 - 2:08.385	
2 - 3:32.914	7 - 2:08.088	
3 - 2:19.732	8 - 2:14.241	
4 - 2:09.984		
5 - 2:08.153		
27	Alastair TOPLEY	Legend Chevrolet Sedan
1 - X:00.000		
2 - 3:26.863		
3 - 3:08.350P		
4 - 1:49.783		
32	Peter MORTON	Legend Chevy Coupe
1 - X:00.000	6 - 2:01.737	
2 - 3:40.098	7 - 2:00.899	
3 - 2:03.326	8 - 2:01.125	
4 - 2:01.584	9 - 2:01.399	
5 - 1:58.776		

Legends Cars Championship

LAP ANALYSIS - QUALIFYING FOR RACE 1

(contd.)

38	Mark TREHERNE	Legend Chevy
1 - X:00.000	6 - 2:00.075	
2 - 3:28.549	7 - 2:07.100	
3 - 2:30.389		
4 - 2:04.156		
5 - 2:01.904		
39	Stephen TREHERNE	Legend Chevy
1 - X:00.000	6 - 2:05.467	
2 - 3:28.645	7 - 2:01.501	
3 - 2:02.087	8 - 1:59.296	
4 - 2:00.981	9 - 1:58.983	
5 - 2:00.536		
40	Paul 'tomo' THOMPSON	Legend '37 Ford
1 - X:00.000P		
2 - 3:26.044		
3 - 3:15.804		
41	Steve THOMPSON	Legend Chevy Coupe
1 - X:00.000	6 - 2:08.388	
2 - 3:39.736	7 - 2:07.733	
3 - 2:45.284	8 - 2:04.119	
4 - 2:25.877		
5 - 2:11.807		
54	Ian STURT	Legend Taz Sedan
1 - X:00.000	6 - 2:01.925	
2 - 3:25.798	7 - 2:05.169	
3 - 2:03.759	8 - 2:04.871	
4 - 2:02.192		
5 - 2:02.238		
56	Marc LORD	Legend 1934 Chevy Coupe
1 - X:00.000	6 - 2:03.361	
2 - 3:27.652	7 - 2:03.576	
3 - 2:09.739	8 - 2:03.913	
4 - 2:03.908	9 - 2:03.003	
5 - 2:02.802		
57	Rob RACKSTRAW	Legend
1 - X:00.000	6 - 2:05.539	
2 - 3:28.991	7 - 2:04.988	
3 - 2:12.861	8 - 2:03.829	
4 - 2:06.960	9 - 2:03.727	
5 - 2:03.866		

Legends Cars Championship

LAP ANALYSIS - QUALIFYING FOR RACE 1

(contd.)

69	Gerard MCCOSH	Legend Ford Coupe
1 - X:00.000	6 - 2:02.599	
2 - 3:23.227	7 - 2:02.367	
3 - 2:06.424	8 - 2:02.627	
4 - 2:03.847	9 - 2:02.506	
5 - 2:04.256		
72	Glenn BURTENSHAW	Legends '37 Chevy Sedan
1 - X:00.000		
2 - 3:29.803		
3 - 6:29.398		
4 - 2:14.224		
76	Neil TRESSLER	Legend Ford Sedan
1 - X:00.000	6 - 2:18.774	
2 - 3:25.617	7 - 2:07.262	
3 - 2:08.745	8 - 2:05.165	
4 - 2:06.367		
5 - 4:04.969P		
79	Jamie CLARKE	Legend '37 Dodge Sedan
1 - X:00.000	6 - 5:19.394P	
2 - 3:19.133	7 - 2:09.305	
3 - 3:09.912P		
4 - 2:19.053		
5 - 2:08.935		
97	Jim CLARKE	Legend '37 Dodge Sedan
1 - X:00.000	6 - 2:05.831	
2 - 3:21.281	7 - 2:03.701	
3 - 2:13.837	8 - 2:03.092	
4 - 2:06.466	9 - 2:03.576	
5 - 2:05.220		

Legends Cars Championship

RACE 1 RESULT

POS	NO	CL	NAME	NAT	ENTRY	TIME	LAPS	GAP	MPH	BEST
1	6		Oli POYSER		Legend 1934 Ford Coupe	12:11.023	6		72.18	1:59.739
2	38		Mark TREHERNE		Legend Chevy	12:11.230	6	0.207	72.16	1:59.950
3	54		Ian STURT		Legend Taz Sedan	12:13.116	6	2.093	71.97	1:59.632
4	79		Jamie CLARKE		Legend '37 Dodge Sedan	12:15.703	6	4.680	71.72	2:00.569
5	11		Simon BELCHER		Legends 34 Ford Coupe	12:18.590	6	7.567	71.44	1:59.569
6	16		Craig PERCY		Ford '37 Sedan	12:25.517	6	14.494	70.78	2:02.589
7	27		Alastair TOPLEY		Legend Chevrolet Sedan	12:25.559	6	14.536	70.77	2:02.526
8	21		Daren HILLS		Legend '37 Chevy Sedan	12:30.528	6	19.505	70.30	2:02.298
9	56		Marc LORD		Legend 1934 Chevy Coupe	12:31.504	6	20.481	70.21	2:01.632
10	19		Lawrence DAVEY		Legend Chevy Coupe	12:31.513	6	20.490	70.21	2:04.037
11	69		Gerard MCCOSH		Legend Ford Coupe	12:33.414	6	22.391	70.04	2:01.064
12	14		Steve MILLS		Legend Ford '37 Sedan	12:37.996	6	26.973	69.61	2:04.007
13	76		Neil TRESSLER		Legend Ford Sedan	12:38.156	6	27.133	69.60	2:02.724
14	40		Paul 'tomo' THOMPSON		Legend '37 Ford	12:38.808	6	27.785	69.54	2:03.027
15	32		Peter MORTON		Legend Chevy Coupe	12:42.309	6	31.286	69.22	1:58.676
16	72		Glenn BURTENSHAW		Legends '37 Chevy Sedan	12:42.365	6	31.342	69.21	2:05.811
17	2		Dan HERON		Legend Chevrolet Sedan	12:42.830	6	31.807	69.17	2:03.732
18	8		Colin CHADWICK		Legend Ford Sedan	12:45.207	6	34.184	68.96	2:04.618
19	24		Robin WEBB		Legend '37 Chevy Sedan	12:47.610	6	36.587	68.74	2:05.922
NOT CLASSIFIED										
41			Steve THOMPSON		Legend Chevy Coupe	10:23.115	5	D.N.F.	70.57	2:02.857
15			Gary COAKE		Legend Ford Sedan	6:26.529	3	D.N.F.	68.26	2:06.739
57			Rob RACKSTRAW		Legend	2:07.801	1	D.N.F.	68.81	2:07.801
39			Stephen TREHERNE		Legend Chevy	2:08.124	1	D.N.F.	68.64	2:08.124
97			Jim CLARKE		Legend '37 Dodge Sedan	2:08.153	1	D.N.F.	68.62	2:08.153
FASTEST LAP										
32			Peter MORTON		Legend Chevy Coupe	1:58.676	4	74.10mph		119.26kph

Weather/Track: Cloudy/Dry

These results are provisional until the conclusion of any judicial and technical matters.

Rockingham Intl
Circuit Length = 2.4430 miles.
Start: 12:24 End: 12:36

Clerk of Course:	Stewards:	Timekeeper:
------------------	-----------	-------------

Legends Cars Championship

LAP CHART - RACE 1

Lap 1			Lap 2			Lap 3			Lap 4			Lap 5		
No	Behind	Laptime	No	Behind	Laptime	No	Behind	Laptime	No	Behind	Laptime	No	Behind	Laptime
38		2:05.559	38		2:02.383	38		2:01.587	38		2:01.151	38		2:00.600
40	1.735	2:07.294	6	3.075	2:03.365	6	1.372	1:59.884	6	0.042	1:59.821	6	0.004	2:00.562
19	1.952	2:07.511	54	3.147	2:03.464	54	2.170	2:00.610	32	0.585	1:58.676	32	0.066	2:00.081
79	2.012	2:07.571	79	4.113	2:04.484	32	3.060	2:00.298	54	0.651	1:59.632	54	1.037	2:00.986
54	2.066	2:07.625	32	4.349	2:04.273	79	3.827	2:01.301	79	3.245	2:00.569	79	3.321	2:00.676
6	2.093	2:07.652	11	4.790	2:04.106	11	4.001	2:00.798	11	4.751	2:01.901	11	3.720	1:59.569
57	2.242	2:07.801	19	5.553	2:05.984	16	6.825	2:02.589	16	8.858	2:03.184	16	10.974	2:02.716
32	2.459	2:08.018	41	5.664	2:04.849	41	6.934	2:02.857	41	9.157	2:03.374	27	11.753	2:02.699
39	2.565	2:08.124	16	5.823	2:04.791	27	7.800	2:02.953	21	9.547	2:02.298	41	11.835	2:03.278
97	2.594	2:08.153	40	6.318	2:06.966	19	8.135	2:04.169	27	9.654	2:03.005	21	14.469	2:05.522
11	3.067	2:08.626	27	6.434	2:03.620	21	8.400	2:03.198	19	11.021	2:04.037	19	14.605	2:04.184
41	3.198	2:08.757	21	6.789	2:04.883	40	10.495	2:05.764	40	13.245	2:03.901	40	15.672	2:03.027
16	3.415	2:08.974	14	7.712	2:04.007	14	11.289	2:05.164	56	15.264	2:02.062	56	16.296	2:01.632
21	4.289	2:09.848	72	10.061	2:07.647	56	14.353	2:05.759	14	17.396	2:07.258	69	21.070	2:04.018
72	4.797	2:10.356	8	10.081	2:06.202	8	15.216	2:06.722	69	17.652	2:02.365	76	22.327	2:05.264
27	5.197	2:10.756	56	10.181	2:06.161	72	15.344	2:06.870	76	17.663	2:02.724	14	22.361	2:05.565
14	6.088	2:11.647	15	11.848	2:07.304	76	16.090	2:05.597	72	20.032	2:05.839	72	25.274	2:05.842
24	6.108	2:11.667	24	11.933	2:08.208	24	16.386	2:06.040	8	22.001	2:07.936	2	25.714	2:03.732
2	6.247	2:11.806	76	12.080	2:07.671	69	16.438	2:05.425	2	22.582	2:06.290	8	29.309	2:07.908
8	6.262	2:11.821	69	12.600	2:07.215	15	17.000	2:06.739	24	22.761	2:07.526	24	30.408	2:08.247
56	6.403	2:11.962	2	12.807	2:08.943	2	17.443	2:06.223						
76	6.792	2:12.351												
15	6.927	2:12.486												
69	7.768	2:13.327												

Rockingham Intl
Circuit Length = 2.4430 miles.
Start: 12:24 End: 12:36

Legends Cars Championship

LAP CHART - RACE 1

(contd.)

Lap 6			Lap 7			Lap 8			Lap 9			Lap 10		
No	Behind	Laptime	No	Behind	Laptime	No	Behind	Laptime	No	Behind	Laptime	No	Behind	Laptime
6		1:59.739												
38	0.207	1:59.950												
54	2.093	2:00.799												
79	4.680	2:01.102												
11	7.567	2:03.590												
16	14.494	2:03.263												
27	14.536	2:02.526												
21	19.505	2:04.779												
56	20.481	2:03.928												
19	20.490	2:05.628												
69	22.391	2:01.064												
14	26.973	2:04.355												
76	27.133	2:04.549												
40	27.785	2:11.856												
32	31.286	2:30.963												
72	31.342	2:05.811												
2	31.807	2:05.836												
8	34.184	2:04.618												
24	36.587	2:05.922												

Rockingham Intl
 Circuit Length = 2.4430 miles.
 Start: 12:24 End: 12:36

Weather/Track: Cloudy/Dry

Legends Cars Championship

RACE 5 RESULT

POS	NO	CL	NAME	NAT	ENTRY	TIME	LAPS	GAP	MPH	BEST
1	32		Peter MORTON		Legend Chevy Coupe	8:14.859	4		71.08	2:00.048
2	6		Oli POYSER		Legend 1934 Ford Coupe	8:15.562	4	0.703	70.98	2:01.238
3	54		Ian STURT		Legend Taz Sedan	8:16.065	4	1.206	70.91	2:00.487
4	39		Stephen TREHERNE		Legend Chevy	8:18.067	4	3.208	70.63	2:00.700
5	41		Steve THOMPSON		Legend Chevy Coupe	8:18.137	4	3.278	70.62	2:02.365
6	56		Marc LORD		Legend 1934 Chevy Coupe	8:18.221	4	3.362	70.61	2:01.663
7	97		Jim CLARKE		Legend '37 Dodge Sedan	8:18.405	4	3.546	70.58	2:02.573
8	27		Alastair TOPLEY		Legend Chevrolet Sedan	8:24.398	4	9.539	69.74	2:01.375
9	11		Simon BELCHER		Legends 34 Ford Coupe	8:24.451	4	9.592	69.73	2:01.465
10	19		Lawrence DAVEY		Legend Chevy Coupe	8:25.948	4	11.089	69.53	2:03.401
11	14		Steve MILLS		Legend Ford '37 Sedan	8:26.381	4	11.522	69.47	2:03.753
12	18		Dave MOORE		Legend Chevy Sedan	8:29.127	4	14.268	69.09	2:02.642
13	21		Daren HILLS		Legend '37 Chevy Sedan	8:31.171	4	16.312	68.82	2:03.027
14	76		Neil TRESSLER		Legend Ford Sedan	8:33.755	4	18.896	68.47	2:02.968
15	72		Glenn BURTENSHAW		Legends '37 Chevy Sedan	8:35.150	4	20.291	68.28	2:03.837
16	69		Gerard MCCOSH		Legend Ford Coupe	8:35.190	4	20.331	68.28	2:03.715
17	8		Colin CHADWICK		Legend Ford Sedan	8:41.808	4	26.949	67.41	2:05.699
18	2		Dan HERON		Legend Chevrolet Sedan	8:42.084	4	27.225	67.38	2:05.291
19	38		Mark TREHERNE		Legend Chevy	8:46.049	4	31.190	66.87	2:04.217
20	57		Rob RACKSTRAW		Legend	8:47.964	4	33.105	66.63	2:04.657
21	24		Robin WEBB		Legend '37 Chevy Sedan	9:09.527	4	54.668	64.01	2:07.519

NOT CLASSIFIED

40			Paul 'tomo' THOMPSON		Legend '37 Ford	6:25.777	3	D.N.F.	68.39	2:05.139
79			Jamie CLARKE		Legend '37 Dodge Sedan	4:34.357	2	D.N.F.	64.11	2:17.100
16			Craig PERCY		Ford '37 Sedan	5:29.024	2	D.N.F.	53.46	2:09.200
3			Simeon MAURER		Legend Ford Coupe		0	D.N.F.	N/A	

FASTEST LAP

32			Peter MORTON		Legend Chevy Coupe	2:00.048	4	73.26mph	117.90kph	
----	--	--	--------------	--	--------------------	----------	---	----------	-----------	--

Weather/Track: Cloudy/Dry

These results are provisional until the conclusion of any judicial and technical matters.

Rockingham Intl
Circuit Length = 2.4430 miles.
Start: 15:24 End: 15:35

Clerk of Course:	Stewards:	Timekeeper:
------------------	-----------	-------------

Legends Cars Championship

LAP CHART - RACE 5

Lap 1			Lap 2			Lap 3			Lap 4			Lap 5		
No	Behind	Laptime	No	Behind	Laptime	No	Behind	Laptime	No	Behind	Laptime	No	Behind	Laptime
21		2:07.930	6		2:04.412	6		2:01.238	32		2:00.048			
6	0.064	2:07.994	32	0.218	2:04.613	32	1.167	2:02.187	6	0.703	2:01.918			
32	0.081	2:08.011	41	0.284	2:04.550	41	1.411	2:02.365	54	1.206	2:00.487			
41	0.210	2:08.140	97	0.367	2:04.379	97	1.702	2:02.573	39	3.208	2:01.161			
27	0.348	2:08.278	56	1.684	2:05.441	54	1.934	2:01.185	41	3.278	2:03.082			
97	0.464	2:08.394	54	1.987	2:05.644	56	2.109	2:01.663	56	3.362	2:02.468			
19	0.463	2:08.393	39	3.800	2:06.622	39	3.262	2:00.700	97	3.546	2:03.059			
56	0.719	2:08.649	19	5.969	2:09.982	27	8.025	2:01.375	27	9.539	2:02.729			
54	0.819	2:08.749	14	6.412	2:08.977	19	8.132	2:03.401	11	9.592	2:02.040			
16	1.270	2:09.200	27	7.888	2:12.016	11	8.767	2:01.465	19	11.089	2:04.172			
39	1.654	2:09.584	40	8.232	2:07.378	14	8.927	2:03.753	14	11.522	2:03.810			
14	1.911	2:09.841	11	8.540	2:08.528	40	12.133	2:05.139	18	14.268	2:03.192			
38	2.225	2:10.155	21	10.792	2:15.268	18	12.291	2:02.642	21	16.312	2:04.946			
57	2.507	2:10.437	18	10.887	2:06.767	21	12.581	2:03.027	15	16.735	2:03.737			
11	4.488	2:12.418	15	12.077	2:07.986	15	14.213	2:03.374	76	18.896	2:02.968			
40	5.330	2:13.260	72	12.576	2:08.690	76	17.143	2:05.647	72	20.291	2:03.837			
72	8.362	2:16.292	76	12.734	2:08.329	72	17.669	2:06.331	69	20.331	2:03.715			
15	8.567	2:16.497	38	14.500	2:16.751	69	17.831	2:04.441	8	26.949	2:08.241			
8	8.588	2:16.518	69	14.628	2:09.971	2	19.694	2:05.291	2	27.225	2:08.746			
18	8.596	2:16.526	8	15.462	2:11.350	8	19.923	2:05.699	38	31.190	2:04.217			
76	8.881	2:16.811	2	15.641	2:08.697	38	28.188	2:14.926	57	33.105	2:04.657			
69	9.133	2:17.063	57	19.279	2:21.248	57	29.663	2:11.622	24	54.668	2:08.054			
79	9.170	2:17.100	79	21.951	2:17.257	24	47.829	2:07.519						
2	11.420	2:19.350	24	41.548	2:08.257									
24	37.767	2:45.697	16	1:16.618	3:19.824P									

Weather/Track: Cloudy/Dry

Rockingham Intl
 Circuit Length = 2.4430 miles.
 Start: 15:24 End: 15:35

Legends Cars Championship

RACE 9 RESULT

POS	NO	CL	NAME	NAT	ENTRY	TIME	LAPS	GAP	MPH	BEST
1	79		Jamie CLARKE		Legend '37 Dodge Sedan	20:12.621	10		72.52	1:59.623
2	32		Peter MORTON		Legend Chevy Coupe	20:15.572	10	2.951	72.35	1:59.100
3	19		Lawrence DAVEY		Legend Chevy Coupe	20:15.603	10	2.982	72.34	1:58.844
4	54		Ian STURT		Legend Taz Sedan	20:17.595	10	4.974	72.23	1:59.255
5	18		Dave MOORE		Legend Chevy Sedan	20:22.140	10	9.519	71.96	1:59.424
6	38		Mark TREHERNE		Legend Chevy	20:22.555	10	9.934	71.93	1:59.781
7	56		Marc LORD		Legend 1934 Chevy Coupe	20:36.053	10	23.432	71.15	2:01.728
8	11		Simon BELCHER		Legends 34 Ford Coupe	20:37.415	10	24.794	71.07	2:00.489
9	76		Neil TRESSLER		Legend Ford Sedan	20:41.323	10	28.702	70.85	2:01.675
10	15		Gary COAKE		Legend Ford Sedan	20:42.541	10	29.920	70.78	2:01.704
11	14		Steve MILLS		Legend Ford '37 Sedan	20:47.369	10	34.748	70.50	2:02.231
12	72		Glenn BURTENSHAW		Legends '37 Chevy Sedan	20:47.620	10	34.999	70.49	2:02.530
13	2		Dan HERON		Legend Chevrolet Sedan	20:48.171	10	35.550	70.46	2:02.693
14	57		Rob RACKSTRAW		Legend	20:57.939	10	45.318	69.91	2:01.997
15	16		Craig PERCY		Ford '37 Sedan	20:57.996	10	45.375	69.91	2:02.714
16	8		Colin CHADWICK		Legend Ford Sedan	21:08.980	10	56.359	69.30	2:03.872
17	3		Simeon MAURER		Legend Ford Coupe	21:36.107	10	1:23.486	67.85	2:04.751
18	27		Alastair TOPLEY		Legend Chevrolet Sedan	21:58.331	10	1:45.710	66.71	2:02.294

NOT CLASSIFIED

97			Jim CLARKE		Legend '37 Dodge Sedan	16:20.991	8	D.N.F.	71.72	2:01.042
41			Steve THOMPSON		Legend Chevy Coupe	14:17.488	7	D.N.F.	71.79	2:00.302
24			Robin WEBB		Legend '37 Chevy Sedan	10:34.038	5	D.N.F.	69.35	2:04.744
6			Oli POYSER		Legend 1934 Ford Coupe	8:13.364	4	D.N.F.	71.30	2:00.928
40			Paul 'tomo' THOMPSON		Legend '37 Ford	6:17.588	3	D.N.F.	69.87	2:04.047
69			Gerard MCCOSH		Legend Ford Coupe	6:25.859	3	D.N.F.	68.37	2:03.521
39			Stephen TREHERNE		Legend Chevy	4:13.608	2	D.N.F.	69.35	2:02.582

FASTEST LAP

19			Lawrence DAVEY		Legend Chevy Coupe	1:58.844	9	74.00mph	119.09kph
----	--	--	----------------	--	--------------------	----------	---	----------	-----------

Weather/Track: Cloudy/Dry

These results are provisional until the conclusion of any judicial and technical matters.

Rockingham Intl
Circuit Length = 2.4430 miles.
Start: 17:42 End: 18:02

Clerk of Course:	Stewards:	Timekeeper:
------------------	-----------	-------------

Legends Cars Championship

LAP CHART - RACE 9

Lap 1			Lap 2			Lap 3			Lap 4			Lap 5		
No	Behind	Laptime	No	Behind	Laptime	No	Behind	Laptime	No	Behind	Laptime	No	Behind	Laptime
18		2:08.383	79		2:01.690	79		2:00.022	79		2:00.747	79		2:00.328
97	0.124	2:08.507	18	0.063	2:02.357	18	0.767	2:00.726	18	0.187	2:00.167	18	0.010	2:00.151
40	0.383	2:08.766	97	0.450	2:02.620	97	1.679	2:01.251	6	1.918	2:00.928	41	2.665	2:00.302
79	0.604	2:08.987	6	0.623	2:01.358	6	1.737	2:01.136	97	2.622	2:01.690	19	3.442	2:00.698
6	1.559	2:09.942	41	1.077	2:00.850	41	1.907	2:00.852	41	2.691	2:01.531	32	4.032	2:01.402
19	1.589	2:09.972	19	2.206	2:02.911	32	2.052	1:59.722	32	2.958	2:01.653	54	4.469	2:00.916
41	2.521	2:10.904	32	2.352	2:01.558	19	2.208	2:00.024	19	3.072	2:01.611	97	4.838	2:02.544
27	2.644	2:11.027	40	2.864	2:04.775	54	5.125	2:01.767	54	3.881	1:59.503	38	8.485	2:01.673
39	2.643	2:11.026	27	2.954	2:02.604	27	5.226	2:02.294	38	7.140	2:02.560	56	9.491	2:01.728
32	3.088	2:11.471	39	2.931	2:02.582	38	5.327	2:02.007	56	8.091	2:02.871	76	12.894	2:02.130
11	3.239	2:11.622	38	3.342	2:02.054	56	5.967	2:02.191	76	11.092	2:03.864	2	15.935	2:03.901
38	3.582	2:11.965	54	3.380	1:59.255	40	6.889	2:04.047	2	12.362	2:04.980	15	19.171	2:03.195
56	4.028	2:12.411	56	3.798	2:02.064	14	7.500	2:02.332	15	16.304	2:03.433	14	20.022	2:02.891
2	4.255	2:12.638	2	4.654	2:02.693	76	7.975	2:02.600	72	17.289	2:04.458	11	20.084	2:02.355
24	5.120	2:13.503	14	5.190	2:02.231	2	8.129	2:03.497	14	17.459	2:10.706	72	20.972	2:04.011
14	5.253	2:13.636	76	5.397	2:01.675	72	13.578	2:04.537	24	17.848	2:04.816	24	22.264	2:04.744
76	6.016	2:14.399	24	7.805	2:04.979	15	13.618	2:04.009	8	18.048	2:04.422	8	24.500	2:06.780
54	6.419	2:14.802	8	8.969	2:04.675	24	13.779	2:05.996	11	18.057	2:04.430	16	24.827	2:05.930
8	6.588	2:14.971	72	9.063	2:04.768	3	14.283	2:04.751	3	18.871	2:05.335	57	25.548	2:01.997
72	6.589	2:14.972	3	9.554	2:05.056	8	14.373	2:05.426	16	19.225	2:05.313	27	32.103	2:11.511
3	6.792	2:15.175	15	9.631	2:04.059	11	14.374	2:01.312	27	20.920	2:16.441	3	37.628	2:19.085
15	7.866	2:16.249	16	9.881	2:03.484	16	14.659	2:04.800	57	23.879	2:03.638			
16	8.691	2:17.074	69	10.182	2:03.521	69	15.160	2:05.000						
69	8.955	2:17.338	11	13.084	2:12.139	57	20.988	2:03.497						
57	16.242	2:24.625	57	17.513	2:03.565									

Weather/Track: Cloudy/Dry

Rockingham Intl
 Circuit Length = 2.4430 miles.
 Start: 17:42 End: 18:02

Legends Cars Championship

LAP CHART - RACE 9

(contd.)

Lap 6			Lap 7			Lap 8			Lap 9			Lap 10		
No	Behind	Laptime	No	Behind	Laptime	No	Behind	Laptime	No	Behind	Laptime	No	Behind	Laptime
79		2:00.222	79		1:59.623	79		2:00.195	79		2:00.287	79		2:00.520
18	0.207	2:00.419	18	0.008	1:59.424	18	1.885	2:02.072	32	2.784	1:59.100	32	2.951	2:00.687
32	3.085	1:59.275	19	4.612	2:00.967	32	3.971	1:59.499	19	2.907	1:58.844	19	2.982	2:00.595
19	3.268	2:00.048	32	4.667	2:01.205	19	4.350	1:59.933	54	5.002	2:00.751	54	4.974	2:00.492
41	3.364	2:00.921	54	5.203	2:00.930	54	4.538	1:59.530	18	5.056	2:03.458	18	9.519	2:04.983
54	3.896	1:59.649	41	5.869	2:02.128	38	9.167	1:59.781	38	10.365	2:01.485	38	9.934	2:00.089
97	5.658	2:01.042	97	7.648	2:01.613	97	9.177	2:01.724	56	21.121	2:03.387	56	23.432	2:02.831
38	9.410	2:01.147	38	9.581	1:59.794	56	18.021	2:02.991	11	24.825	2:01.325	11	24.794	2:00.489
56	12.787	2:03.518	56	15.225	2:02.061	11	23.787	2:01.058	76	26.379	2:02.771	76	28.702	2:02.843
76	16.655	2:03.983	76	21.131	2:04.099	76	23.895	2:02.959	15	28.398	2:02.645	15	29.920	2:02.042
2	20.739	2:05.026	11	22.924	2:00.805	15	26.040	2:02.049	2	31.069	2:03.259	14	34.748	2:03.006
11	21.742	2:01.880	15	24.186	2:01.704	2	28.097	2:03.406	14	32.262	2:02.620	72	34.999	2:03.197
15	22.105	2:03.156	2	24.886	2:03.770	14	29.929	2:03.395	72	32.322	2:02.530	2	35.550	2:05.001
14	23.414	2:03.614	14	26.729	2:02.938	72	30.079	2:03.268	57	41.123	2:03.852	57	45.318	2:04.715
72	23.512	2:02.762	72	27.006	2:03.117	57	37.558	2:02.739	16	41.233	2:02.714	16	45.375	2:04.662
16	30.739	2:06.134	57	35.014	2:03.822	16	38.806	2:03.580	8	51.604	2:07.429	8	56.359	2:05.275
57	30.815	2:05.489	16	35.421	2:04.305	8	44.462	2:05.309	3	1:15.714	2:09.568	3	1:23.486	2:08.292
8	35.099	2:10.821	8	39.348	2:03.872	3	1:06.433	2:08.000	27	1:33.067	2:14.368	27	1:45.710	2:13.163
27	46.900	2:15.019	3	58.628	2:10.220	27	1:18.986	2:14.950						
3	48.031	2:10.625	27	1:04.231	2:16.954									

Weather/Track: Cloudy/Dry

Rockingham Intl
Circuit Length = 2.4430 miles.
Start: 17:42 End: 18:02

Lancaster Insurance MG Owners Club Championship QUALIFYING FOR RACE 2

POS	NO	CL	NAME	NAT	ENTRY	TIME	LAPS	GAP	MPH
1	1	F	James PERRY		MG F VVC	2:01.844	8		72.18
2	17	F	David MELLOR		MG F VVC	2:02.345	8	0.501	71.88
3	5	F	Stuart PLOTNEK		MG F VVC	2:02.628	7	0.784	71.71
4	2	F	Gary SMITH		Rover MG F	2:03.200	8	1.356	71.38
5	44	F	Martin WILLS		MG F	2:04.212	8	2.368	70.80
6	26	F	Nick EVANS		MG F VVC	2:05.445	8	3.601	70.10
7	23	F	Paul SAVAGE		MG F VVC	2:05.673	8	3.829	69.98
8	42	F	Nick DUNN		MG F VVC	2:07.056	7	5.212	69.22
9	3	A	Kelly anne MERCER		MG Midget	2:07.421	7	5.577	69.02
10	18	A	Malcolm HILL		MG B GT	2:07.603	8	5.759	68.92
11	10	A	Jim BAYNAM		MG B Roadster	2:09.069	8	7.225	68.14
12	59	A	Paul NAISH		MG Midget	2:09.248	7	7.404	68.04
13	16	A	Trevor DIXON		MG B GT	2:09.859	7	8.015	67.72
14	14	A	David AMPHLETT		MG B Roadster	2:10.234	8	8.390	67.53
15	34	A	Liam O'NEILL		MG Midget	2:10.275	6	8.431	67.51
16	36	F	Peter TOMLIN		MG F VVC	2:10.694	8	8.850	67.29
17	37	A	John robert KIMBER		MG B GT	2:13.101	7	11.257	66.07
18	6	F	Ian EVANS		MG F	5:58.292	2	3:56.448	24.54

Weather/Track: Cloudy/Dry

These results are provisional until the conclusion of any judicial and technical matters.

Rockingham Intl
Circuit Length = 2.4430 miles.
Start: 09:35 End: 09:50

Clerk of Course:	Stewards:	Timekeeper:
------------------	-----------	-------------

Lancaster Insurance MG Owners Club Championship

LAP ANALYSIS - QUALIFYING FOR RACE 2

1	James PERRY	MG F VVC
1 -	5:32.964	6 - 2:04.043
2 -	2:05.627	7 - 2:02.282
3 -	2:02.080	8 - 2:02.500
4 -	2:02.047	
5 -	2:01.844	
2	Gary SMITH	Rover MG F
1 -	5:41.959	6 - 2:03.200
2 -	2:08.132	7 - 2:05.458
3 -	2:04.823	8 - 2:03.749
4 -	2:46.150P	
5 -	2:16.331	
3	Kelly anne MERCER	MG Midget
1 -	5:43.120	6 - 2:07.899
2 -	2:14.817	7 - 2:08.364
3 -	2:10.553	
4 -	2:09.407	
5 -	2:07.421	
5	Stuart PLOTNEK	MG F VVC
1 -	5:38.367	6 - 2:03.225
2 -	2:06.543	7 - 2:02.628
3 -	2:04.060	
4 -	2:03.381	
5 -	2:03.254	
6	Ian EVANS	MG F
1 -	5:58.292	
2 -	3:18.097P	
10	Jim BAYNAM	MG B Roadster
1 -	5:48.114	6 - 2:09.711
2 -	2:14.224	7 - 2:09.185
3 -	2:09.858	8 - 2:09.442
4 -	2:10.167	
5 -	2:09.069	
14	David AMPHLETT	MG B Roadster
1 -	5:44.767	6 - 2:10.351
2 -	2:18.001	7 - 2:11.602
3 -	2:11.802	8 - 2:11.717
4 -	2:11.278	
5 -	2:10.234	

Lancaster Insurance MG Owners Club Championship

LAP ANALYSIS - QUALIFYING FOR RACE 2

(contd.)

16	Trevor DIXON	MG B GT
1 -	6:09.124	6 - 2:10.794
2 -	2:19.324	7 - 2:10.567
3 -	2:11.297	
4 -	2:10.741	
5 -	2:09.859	
17	David MELLOR	MG F VVC
1 -	5:36.263	6 - 2:03.453
2 -	2:05.624	7 - 2:02.578
3 -	2:04.443	8 - 2:02.345
4 -	2:03.737	
5 -	2:02.902	
18	Malcolm HILL	MG B GT
1 -	6:03.399	6 - 2:08.054
2 -	2:16.496	7 - 2:08.856
3 -	2:11.859	8 - 2:07.603
4 -	2:08.428	
5 -	2:09.602	
23	Paul SAVAGE	MG F VVC
1 -	6:06.732	6 - 2:05.913
2 -	2:18.637	7 - 2:05.673
3 -	2:06.889	8 - 2:07.666
4 -	2:08.055	
5 -	2:06.491	
26	Nick EVANS	MG F VVC
1 -	6:07.754	6 - 2:06.384
2 -	2:14.745	7 - 2:05.755
3 -	2:08.180	8 - 2:05.445
4 -	2:07.116	
5 -	2:05.700	
34	Liam O'NEILL	MG Midget
1 -	6:04.041	6 - 2:11.274
2 -	2:22.723	
3 -	2:15.129	
4 -	2:13.822	
5 -	2:10.275	
36	Peter TOMLIN	MG F VVC
1 -	5:50.570	6 - 2:11.987
2 -	2:17.129	7 - 2:12.647
3 -	2:13.044	8 - 2:10.694
4 -	2:12.375	
5 -	2:11.889	

Lancaster Insurance MG Owners Club Championship

LAP ANALYSIS - QUALIFYING FOR RACE 2

(contd.)

37	John robert KIMBER	MG B GT
1 -	5:56.425	6 - 2:14.646
2 -	2:19.661	7 - 2:15.401
3 -	2:16.246	
4 -	2:13.101	
5 -	2:14.555	
42	Nick DUNN	MG F VVC
1 -	6:05.856	6 - 2:07.263
2 -	2:25.657	7 - 2:07.056
3 -	2:18.613	
4 -	2:08.956	
5 -	2:07.569	
44	Martin WILLS	MG F
1 -	5:46.686	6 - 2:04.771
2 -	2:12.601	7 - 2:04.212
3 -	2:09.159	8 - 2:05.326
4 -	2:05.085	
5 -	2:05.467	
59	Paul NAISH	MG Midget
1 -	6:02.159	6 - 2:09.540
2 -	2:28.012	7 - 2:09.248
3 -	2:12.963	
4 -	2:11.568	
5 -	2:10.463	

Lancaster Insurance MG Owners Club Championship

GRID FOR RACE 2

ROW 9	5:58.292 6 EVANS	2:13.101 37 KIMBER
ROW 8	2:10.694 36 TOMLIN	2:10.275 34 O'NEILL
ROW 7	2:10.234 14 AMPHLETT	2:09.859 16 DIXON
ROW 6	2:09.248 59 NAISH	2:09.069 10 BAYNAM
ROW 5	2:07.603 18 HILL	2:07.421 3 MERCER
ROW 4	2:07.056 42 DUNN	2:05.673 23 SAVAGE
ROW 3	2:05.445 26 EVANS	2:04.212 44 WILLS
ROW 2	2:03.200 2 SMITH	2:02.628 5 PLOTNEK
ROW 1	2:02.345 17 MELLOR	2:01.844 1 PERRY
	POLE	

Weather/Track: Cloudy/Dry

These results are provisional until the conclusion of any judicial and technical matters.

Rockingham Intl
Circuit Length = 2.4430 miles.
Start: 09:35 End: 09:50

Clerk of Course:

Stewards:

Timekeeper:

Lancaster Insurance MG Owners Club Championship

RACE 2 RESULT

POS	NO	CL	NAME	NAT	ENTRY	TIME	LAPS	GAP	MPH	BEST
1	17	F	David MELLOR		MG F VVC	20:42.535	10		70.78	2:02.836
2	1	F	James PERRY		MG F VVC	20:45.155	10	2.620	70.63	2:02.587
3	2	F	Gary SMITH		Rover MG F	20:59.430	10	16.895	69.83	2:04.540
4	44	F	Martin WILLS		MG F	21:07.475	10	24.940	69.38	2:04.876
5	5	F	Stuart PLOTNEK		MG F VVC	21:09.143	10	26.608	69.29	2:03.556
6	42	F	Nick DUNN		MG F VVC	21:35.012	10	52.477	67.91	2:07.658
7	3	A	Kelly anne MERCER		MG Midget	21:38.509	10	55.974	67.73	2:07.735
8	14	A	David AMPHLETT		MG B Roadster	21:57.450	10	1:14.915	66.75	2:09.245
9	59	A	Paul NAISH		MG Midget	21:59.520	10	1:16.985	66.65	2:10.026
10	36	F	Peter TOMLIN		MG F VVC	22:10.494	10	1:27.959	66.10	2:09.845
11	37	A	John robert KIMBER		MG B GT	22:41.248	10	1:58.713	64.60	2:13.779
12	16	A	Trevor DIXON		MG B GT	20:52.137	9	1 LAP	63.21	2:10.251
13	26	F	Nick EVANS		MG F VVC	22:07.468	9	1 LAP	59.62	2:03.349

NOT CLASSIFIED

18	A	Malcolm HILL		MG B GT	19:24.085	9	D.N.F.	67.99	2:07.317
34	A	Liam O'NEILL		MG Midget	13:34.415	6	D.N.F.	64.79	2:11.607
10	A	Jim BAYNAM		MG B Roadster	2:19.053	1	D.N.F.	63.24	2:19.053
23	F	Paul SAVAGE		MG F VVC		0	D.N.F.	N/A	
6	F	Ian EVANS		MG F		0	D.N.F.	N/A	

FASTEST LAP

1	F	James PERRY		MG F VVC	2:02.587	7	71.74mph	115.45kph
18	A	Malcolm HILL		MG B GT	2:07.317	6	69.07mph	111.17kph

Weather/Track: Cloudy/Dry

These results are provisional until the conclusion of any judicial and technical matters.

Rockingham Intl
Circuit Length = 2.4430 miles.
Start: 13:35 End: 13:56

Clerk of Course:	Stewards:	Timekeeper:
------------------	-----------	-------------

Lancaster Insurance MG Owners Club Championship

LAP CHART - RACE 2

Lap 1			Lap 2			Lap 3			Lap 4			Lap 5		
No	Behind	Laptime	No	Behind	Laptime	No	Behind	Laptime	No	Behind	Laptime	No	Behind	Laptime
1		2:09.258	1		2:02.939	1		2:02.971	1		2:03.697	17		2:04.017
17	0.689	2:09.947	17	0.637	2:02.887	17	0.502	2:02.836	17	0.320	2:03.515	1	7.598	2:11.935
2	2.638	2:11.896	2	4.239	2:04.540	2	6.310	2:05.042	2	7.318	2:04.705	2	8.734	2:05.753
44	2.688	2:11.946	44	5.644	2:05.895	44	7.549	2:04.876	44	9.713	2:05.861	44	10.865	2:05.489
18	6.783	2:16.041	18	11.928	2:08.084	18	16.818	2:07.861	18	21.791	2:08.670	5	24.357	2:04.604
3	7.920	2:17.178	3	14.409	2:09.428	3	19.908	2:08.470	3	23.946	2:07.735	18	25.166	2:07.712
10	9.795	2:19.053	42	14.542	2:07.658	42	20.341	2:08.770	5	24.090	2:04.621	3	28.651	2:09.042
42	9.823	2:19.081	59	18.718	2:11.118	5	23.166	2:05.190	42	25.345	2:08.701	42	28.824	2:07.816
59	10.539	2:19.797	16	20.012	2:10.544	59	26.327	2:10.580	59	32.656	2:10.026	59	38.581	2:10.262
37	12.360	2:21.618	5	20.947	2:08.313	16	27.292	2:10.251	16	33.991	2:10.396	16	42.619	2:12.965
16	12.407	2:21.665	37	23.812	2:14.391	14	34.374	2:11.035	14	41.462	2:10.785	14	46.726	2:09.601
36	14.070	2:23.328	14	26.310	2:13.004	37	35.337	2:14.496	36	43.791	2:11.022	36	49.299	2:09.845
5	15.573	2:24.831	36	28.090	2:16.959	36	36.466	2:11.347	37	45.419	2:13.779	37	55.114	2:14.032
14	16.245	2:25.503	34	31.227	2:14.905	34	41.295	2:13.039	34	49.966	2:12.368	34	57.236	2:11.607
34	19.261	2:28.519				26	1 LAP	4:29.545	26	1 LAP	2:03.349	26	1 LAP	2:03.477
26	47.085	2:56.343P												

Rockingham Intl
Circuit Length = 2.4430 miles.
Start: 13:35 End: 13:56

Weather/Track: Cloudy/Dry

Lancaster Insurance MG Owners Club Championship

LAP CHART - RACE 2

(contd.)

Lap 6			Lap 7			Lap 8			Lap 9			Lap 10		
No	Behind	Laptime	No	Behind	Laptime	No	Behind	Laptime	No	Behind	Laptime	No	Behind	Laptime
17		2:03.698	17		2:03.879	17		2:03.970	17		2:03.557	17		2:04.229
1	6.929	2:03.029	1	5.637	2:02.587	1	5.030	2:03.363	1	4.254	2:02.781	1	2.620	2:02.595
2	10.234	2:05.198	2	11.273	2:04.918	2	13.519	2:06.216	2	15.501	2:05.539	16	1 LAP	2:27.634
44	12.901	2:05.734	44	15.860	2:06.838	44	20.364	2:08.474	44	23.382	2:06.575	2	16.895	2:05.623
5	25.535	2:04.876	5	25.986	2:04.330	5	26.413	2:04.397	5	27.281	2:04.425	44	24.940	2:05.787
18	28.785	2:07.317	18	32.690	2:07.784	18	38.509	2:09.789	18	45.779	2:10.827	5	26.608	2:03.556
42	33.463	2:08.337	42	37.519	2:07.935	42	41.985	2:08.436	42	47.505	2:09.077	42	52.477	2:09.201
3	33.674	2:08.721	3	38.583	2:08.788	3	43.524	2:08.911	3	48.698	2:08.731	3	55.974	2:11.505
59	45.179	2:10.296	59	53.670	2:12.370	59	1:02.110	2:12.410	14	1:09.873	2:09.953	14	1:14.915	2:09.271
14	52.705	2:09.677	14	58.071	2:09.245	14	1:03.477	2:09.376	59	1:10.027	2:11.474	59	1:16.985	2:11.187
36	56.085	2:10.484	36	1:04.262	2:12.056	36	1:11.673	2:11.381	36	1:19.610	2:11.494	26	1 LAP	2:06.567
16	56.744	2:17.823	37	1:17.052	2:14.664	26	1 LAP	2:07.074	26	1 LAP	2:05.200	36	1:27.959	2:12.578
37	1:06.267	2:14.851	26	1 LAP	2:08.005	37	1:30.697	2:17.615	37	1:44.366	2:17.226	37	1:58.713	2:18.576
34	1:07.515	2:13.977	16	1:18.580	2:25.715	16	1:49.754	2:35.144						
26	1 LAP	2:07.908												

Weather/Track: Cloudy/Dry

Rockingham Intl
Circuit Length = 2.4430 miles.
Start: 13:35 End: 13:56

BOOKATRACK.com Caterham Graduate Championship - Super Graduate

QUALIFYING FOR RACE 3

POS	NO	CL	NAME	NAT	ENTRY	TIME	LAPS	GAP	MPH
1	70		Tony POOLE		Caterham Seven	1:57.769	8		74.67
2	62		Will FARRELLY		Caterham Seven	1:58.281	9	0.512	74.35
3	60		Mike SOLAN		Caterham Seven	1:58.689	9	0.920	74.10
4	66		Matthew GILLBANKS		Caterham Seven	1:59.066	8	1.297	73.86
5	59		Nick HARYETT		Caterham Seven	1:59.118	9	1.349	73.83
6	82		John PARKER		Caterham Seven	1:59.261	8	1.492	73.74
7	73		Simon POWELL		Caterham Seven	1:59.763	8	1.994	73.43
8	91		Andrew FLETCHER		Caterham Seven	1:59.864	8	2.095	73.37
9	54		John WATSON		Caterham Seven	2:00.133	8	2.364	73.20
10	14		Nick POTTER		Caterham Seven	2:00.162	8	2.393	73.19
11	56		Dan WHILEY		Caterham Seven	2:00.583	8	2.814	72.93
12	72		James WEEDON		Caterham Seven	2:01.058	8	3.289	72.64
13	68		Mark HEYWOOD		Caterham Seven	2:01.400	8	3.631	72.44
14	76		Martin GOSS		Caterham Seven	2:01.427	8	3.658	72.42
15	55		Iain MILLIGAN		Caterham Seven	2:01.681	8	3.912	72.27
16	58		Mark THOMPSON		Caterham Seven	2:02.002	8	4.233	72.08
17	74		David JONES		Caterham Seven	2:02.355	8	4.586	71.87
18	69		Andrew MOLSON		Caterham Seven	2:03.195	4	5.426	71.38
19	51		Alan WILLIAMSON		Caterham Seven	2:04.578	8	6.809	70.59
20	86		Mark GREGORY		Caterham Seven	2:04.969	8	7.200	70.37

Weather/Track: Cloudy/Dry

These results are provisional until the conclusion of any judicial and technical matters.

Rockingham Intl
Circuit Length = 2.4430 miles.
Start: 10:02 End: 10:17

Clerk of Course:	Stewards:	Timekeeper:
------------------	-----------	-------------

BOOKATRACK.com Caterham Graduate Championship - Super Graduate LAP ANALYSIS - QUALIFYING FOR RACE 3

14	Nick POTTER	Caterham Seven
1 - X:00.000	6 - 2:01.030	
2 - 2:05.209	7 - 2:00.450	
3 - 2:02.093	8 - 2:00.162	
4 - 2:02.151		
5 - 2:00.350		
51	Alan WILLIAMSON	Caterham Seven
1 - X:00.000	6 - 2:04.578	
2 - 2:13.622	7 - 2:40.202	
3 - 2:06.615	8 - 2:13.309	
4 - 2:06.434		
5 - 2:05.524		
54	John WATSON	Caterham Seven
1 - X:00.000	6 - 2:02.267	
2 - 2:03.047	7 - 2:02.644	
3 - 2:01.337	8 - 2:01.956	
4 - 2:00.133		
5 - 2:00.369		
55	Iain MILLIGAN	Caterham Seven
1 - X:00.000	6 - 2:03.294	
2 - 2:11.352	7 - 2:03.113	
3 - 2:04.985	8 - 2:01.681	
4 - 2:04.247		
5 - 2:03.979		
56	Dan WHILEY	Caterham Seven
1 - X:00.000	6 - 2:02.002	
2 - 2:10.782	7 - 2:01.293	
3 - 2:08.071	8 - 2:00.583	
4 - 2:03.535		
5 - 2:03.570		
58	Mark THOMPSON	Caterham Seven
1 - X:00.000	6 - 2:03.663	
2 - 2:09.818	7 - 2:02.821	
3 - 2:05.641	8 - 2:02.002	
4 - 2:04.100		
5 - 2:04.410		
59	Nick HARYETT	Caterham Seven
1 - X:00.000	6 - 1:59.526	
2 - 2:02.523	7 - 2:00.112	
3 - 2:00.244	8 - 1:59.118	
4 - 1:59.598	9 - 1:59.440	
5 - 1:59.273		

BOOKATRACK.com Caterham Graduate Championship - Super Graduate LAP ANALYSIS - QUALIFYING FOR RACE 3

(contd.)


60	Mike SOLAN	Caterham Seven
1 - X:00.000	6 - 1:58.913	
2 - 2:01.870	7 - 1:59.727	
3 - 2:00.301	8 - 1:58.689	
4 - 1:59.671	9 - 2:00.429	
5 - 1:59.588		
62	Will FARRELLY	Caterham Seven
1 - X:00.000	6 - 1:58.741	
2 - 2:01.452	7 - 1:58.978	
3 - 1:58.579	8 - 1:58.863	
4 - 1:58.380	9 - 2:00.389	
5 - 1:58.281		
66	Matthew GILLBANKS	Caterham Seven
1 - X:00.000	6 - 1:59.372	
2 - 2:47.808P	7 - 1:59.066	
3 - 2:29.523	8 - 1:59.594	
4 - 1:59.961		
5 - 2:00.328		
68	Mark HEYWOOD	Caterham Seven
1 - X:00.000	6 - 2:03.780	
2 - 2:07.383	7 - 2:03.497	
3 - 2:03.417	8 - 2:02.155	
4 - 2:02.986		
5 - 2:01.400		
69	Andrew MOLSON	Caterham Seven
1 - X:00.000		
2 - 2:04.644		
3 - 2:03.834		
4 - 2:03.195		
70	Tony POOLE	Caterham Seven
1 - X:00.000	6 - 2:11.043	
2 - 2:04.895	7 - 1:59.191	
3 - 1:58.451	8 - 1:58.516	
4 - 1:58.395		
5 - 1:57.769		
72	James WEEDON	Caterham Seven
1 - X:00.000	6 - 2:01.891	
2 - 2:12.038	7 - 2:01.933	
3 - 2:08.013	8 - 2:01.534	
4 - 2:01.058		
5 - 2:02.432		

BOOKATRACK.com Caterham Graduate Championship - Super Graduate LAP ANALYSIS - QUALIFYING FOR RACE 3

(contd.)

73	Simon POWELL	Caterham Seven
1 -	X:00.000	6 - 2:00.494
2 -	2:03.376	7 - 2:00.202
3 -	2:00.685	8 - 1:59.763
4 -	2:00.575	
5 -	2:00.150	
74	David JONES	Caterham Seven
1 -	X:00.000	6 - 2:03.372
2 -	2:05.819	7 - 2:02.356
3 -	2:02.355	8 - 2:02.426
4 -	2:02.439	
5 -	2:03.267	
76	Martin GOSS	Caterham Seven
1 -	X:00.000	6 - 2:01.876
2 -	2:10.638	7 - 2:02.385
3 -	2:04.688	8 - 2:03.259
4 -	2:01.427	
5 -	2:02.094	
82	John PARKER	Caterham Seven
1 -	X:00.000	6 - 1:59.369
2 -	2:02.672	7 - 1:59.261
3 -	2:08.336	8 - 2:03.538
4 -	1:59.870	
5 -	1:59.285	
86	Mark GREGORY	Caterham Seven
1 -	X:00.000	6 - 2:12.960
2 -	2:17.367	7 - 2:17.334
3 -	2:15.454	8 - 2:13.350
4 -	2:07.103	
5 -	2:04.969	
91	Andrew FLETCHER	Caterham Seven
1 -	X:00.000	6 - 2:01.935
2 -	2:02.854	7 - 1:59.864
3 -	2:00.588	8 - 2:00.397
4 -	2:01.193	
5 -	2:01.180	

BOOKATRACK.com Caterham Graduate Championship - Super Graduate GRID FOR RACE 3

ROW 10	2:04.969 86 GREGORY	2:04.578 51 WILLIAMSON
ROW 9	2:03.195 69 MOLSOM	2:02.355 74 JONES
ROW 8	2:02.002 58 THOMPSON	2:01.681 55 MILLIGAN
ROW 7	2:01.427 76 GOSS	2:01.400 68 HEYWOOD
ROW 6	2:01.058 72 WEEDON	2:00.583 56 WHILEY
ROW 5	2:00.162 14 POTTER	2:00.133 54 WATSON
ROW 4	1:59.864 91 FLETCHER	1:59.763 73 POWELL
ROW 3	1:59.261 82 PARKER	1:59.118 59 HARYETT
ROW 2	1:59.066 66 GILLBANKS	1:58.689 60 SOLAN
ROW 1	1:58.281 62 FARRELLY	1:57.769 70 POOLE
POLE		
		

Weather/Track: Cloudy/Dry

These results are provisional until the conclusion of any judicial and technical matters.

Rockingham Intl
Circuit Length = 2.4430 miles.
Start: 10:02 End: 10:17

Clerk of Course:	Stewards:	Timekeeper:
------------------	-----------	-------------

BOOKATRACK.com Caterham Graduate Championship - Super Graduate

RACE 3 RESULT

POS	NO	CL	NAME	NAT	ENTRY	TIME	LAPS	GAP	MPH	BEST
1	60		Mike SOLAN		Caterham Seven	20:10.732	10		72.64	1:59.442
2	82		John PARKER		Caterham Seven	20:12.250	10	1.518	72.54	1:58.561
3	59		Nick HARYETT		Caterham Seven	20:12.393	10	1.661	72.54	1:58.340
4	14		Nick POTTER		Caterham Seven	20:14.012	10	3.280	72.44	1:58.738
5	66		Matthew GILLBANKS		Caterham Seven	20:14.053	10	3.321	72.44	1:58.161
6	54		John WATSON		Caterham Seven	20:18.306	10	7.574	72.18	1:59.727
7	91		Andrew FLETCHER		Caterham Seven	20:22.328	10	11.596	71.95	1:59.345
8	70		Tony POOLE		Caterham Seven	20:22.365	10	11.633	71.94	1:58.740
9	72		James WEEDON		Caterham Seven	20:28.661	10	17.929	71.58	2:00.338
10	76		Martin GOSS		Caterham Seven	20:32.076	10	21.344	71.38	2:01.691
11	74		David JONES		Caterham Seven	20:40.308	10	29.576	70.90	2:01.959
12	58		Mark THOMPSON		Caterham Seven	20:40.372	10	29.640	70.90	2:01.055
13	55		Iain MILLIGAN		Caterham Seven	20:40.622	10	29.890	70.89	2:00.948
14	86		Mark GREGORY		Caterham Seven	20:41.810	10	31.078	70.82	2:01.084
15	69		Andrew MOLSOM		Caterham Seven	20:42.206	10	31.474	70.80	2:00.138
16	51		Alan WILLIAMSON		Caterham Seven	20:51.690	10	40.958	70.26	2:02.678

NOT CLASSIFIED

56			Dan WHILEY		Caterham Seven	12:25.284	6	D.N.F.	70.80	2:00.707
68			Mark HEYWOOD		Caterham Seven	10:25.607	5	D.N.F.	70.29	2:00.941
73			Simon POWELL		Caterham Seven	8:17.612	4	D.N.F.	70.69	1:59.147
62			Will FARRELLY		Caterham Seven		0	D.N.F.	N/A	

FASTEST LAP

66			Matthew GILLBANKS		Caterham Seven	1:58.161	5	74.43mph		119.78kph
----	--	--	-------------------	--	----------------	----------	---	----------	--	-----------

Weather/Track: Cloudy/Dry

These results are provisional until the conclusion of any judicial and technical matters.

Rockingham Intl
Circuit Length = 2.4430 miles.
Start: 14:16 End: 14:36

Clerk of Course:	Stewards:	Timekeeper:
------------------	-----------	-------------

**BOOKATRACK.com Caterham Graduate Championship - Super Graduate
LAP CHART - RACE 3**

Lap 1			Lap 2			Lap 3			Lap 4			Lap 5		
No	Behind	Laptime	No	Behind	Laptime	No	Behind	Laptime	No	Behind	Laptime	No	Behind	Laptime
60		2:05.834	60		2:01.206	60		1:59.594	60		2:00.696	60		2:00.284
59	0.073	2:05.907	59	0.391	2:01.524	59	0.142	1:59.345	59	0.305	2:00.859	59	0.096	2:00.075
70	0.767	2:06.601	70	1.658	2:02.097	70	0.804	1:58.740	82	0.928	1:59.629	82	0.539	1:59.895
73	0.864	2:06.698	82	2.040	2:01.439	82	1.995	1:59.549	91	2.418	2:00.070	91	1.479	1:59.345
82	1.807	2:07.641	73	2.446	2:02.788	73	1.999	1:59.147	14	3.640	1:59.388	14	2.094	1:58.738
91	2.275	2:08.109	91	3.215	2:02.146	91	3.044	1:59.423	66	5.977	1:58.731	66	3.854	1:58.161
76	2.953	2:08.787	76	4.323	2:02.576	14	4.948	1:59.746	54	6.104	2:00.503	54	5.547	1:59.727
54	3.162	2:08.996	54	4.472	2:02.516	54	6.297	2:01.419	76	8.511	2:02.787	70	10.027	1:59.063
14	5.109	2:10.943	14	4.796	2:00.893	76	6.420	2:01.691	73	10.282	2:08.979	76	10.334	2:02.107
74	5.323	2:11.157	74	6.076	2:01.959	66	7.942	2:00.545	70	11.248	2:11.140	74	13.930	2:02.567
58	6.281	2:12.115	58	6.792	2:01.717	58	9.333	2:02.135	58	11.606	2:02.969	72	14.098	2:02.280
55	6.488	2:12.322	66	6.991	2:00.824	74	9.641	2:03.159	74	11.647	2:02.702	58	14.218	2:02.896
66	7.373	2:13.207	56	8.684	2:02.501	56	9.797	2:00.707	72	12.102	2:01.380	56	14.389	2:02.443
56	7.389	2:13.223	72	9.766	2:02.813	72	11.418	2:01.246	56	12.230	2:03.129	69	15.823	2:03.529
68	7.568	2:13.402	55	9.910	2:04.628	69	12.851	2:00.873	69	12.578	2:00.423	68	17.993	2:02.971
69	7.809	2:13.643	69	11.572	2:04.969	55	14.071	2:03.755	55	14.323	2:00.948	55	18.201	2:04.162
72	8.159	2:13.993	68	11.759	2:05.397	68	15.061	2:02.896	68	15.306	2:00.941	86	22.223	2:02.658
86	11.596	2:17.430	86	13.406	2:03.016	86	17.168	2:03.356	86	19.849	2:03.377	51	24.192	2:03.594
51	11.985	2:17.819	51	15.327	2:04.548	51	18.900	2:03.167	51	20.882	2:02.678			

Rockingham Intl
Circuit Length = 2.4430 miles.
Start: 14:16 End: 14:36

Weather/Track: Cloudy/Dry

**BOOKATRACK.com Caterham Graduate Championship - Super Graduate
LAP CHART - RACE 3**

(contd.)

Lap 6			Lap 7			Lap 8			Lap 9			Lap 10		
No	Behind	Laptime	No	Behind	Laptime	No	Behind	Laptime	No	Behind	Laptime	No	Behind	Laptime
60		2:02.059	60		2:01.390	60		1:59.792	60		1:59.442	60		2:00.435
82	0.496	2:02.016	82	1.590	2:02.484	82	0.900	1:59.102	82	0.019	1:58.561	82	1.518	2:01.934
91	0.591	2:01.171	14	3.619	2:03.513	14	3.507	1:59.680	59	3.756	1:59.607	59	1.661	1:58.340
14	1.496	2:01.461	59	3.735	2:03.586	59	3.591	1:59.648	14	4.513	2:00.448	14	3.280	1:59.202
59	1.539	2:03.502	66	4.981	2:04.660	66	4.545	1:59.356	66	4.566	1:59.463	66	3.321	1:59.190
66	1.711	1:59.916	54	5.209	2:02.347	54	5.555	2:00.138	54	6.783	2:00.670	54	7.574	2:01.226
54	4.252	2:00.764	70	10.027	2:03.157	70	10.593	2:00.358	70	9.928	1:58.777	91	11.596	1:59.495
70	8.260	2:00.292	76	11.041	2:02.067	91	12.260	2:00.897	91	12.536	1:59.718	70	11.633	2:02.140
76	10.364	2:02.089	91	11.155	2:11.954	72	16.005	2:01.480	72	16.901	2:00.338	72	17.929	2:01.463
72	14.955	2:02.916	72	14.317	2:00.752	76	16.887	2:05.638	76	19.476	2:02.031	76	21.344	2:02.303
56	15.611	2:03.281	69	20.835	2:06.354	69	23.792	2:02.749	58	26.718	2:02.130	74	29.576	2:03.261
74	15.712	2:03.841	74	20.931	2:06.609	74	23.807	2:02.668	74	26.750	2:02.385	58	29.640	2:03.357
69	15.871	2:02.107	55	21.727	2:03.948	58	24.030	2:02.048	55	28.274	2:02.921	55	29.890	2:02.051
55	19.169	2:03.027	58	21.774	2:01.055	55	24.795	2:02.860	86	29.543	2:02.968	86	31.078	2:01.970
58	22.109	2:09.950	86	24.725	2:02.434	86	26.017	2:01.084	69	31.771	2:07.421	69	31.474	2:00.138
86	23.681	2:03.517	51	28.458	2:03.059	51	32.249	2:03.583	51	37.186	2:04.379	51	40.958	2:04.207
51	26.789	2:04.656												

Rockingham Intl
Circuit Length = 2.4430 miles.
Start: 14:16 End: 14:36

Weather/Track: Cloudy/Dry

TOYO Tyres Modified Production Saloon Car Champi

QUALIFYING FOR RACE 4

POS	NO	CL	NAME	NAT	ENTRY	TIME	LAPS	GAP	MPH
1	1	C	Nick WILLIAMSON		Peugeot 205 GTi	1:58.145	4		74.44
2	31	C	Gareth PORTER		Peugeot 205 GTi	1:58.282	8	0.137	74.35
3	32	B	Joss RONCHETTI		Talbot Sunbeam Lotus	1:58.888	7	0.743	73.97
4	19	A	Gerry CAIN		Rover SD1	2:00.068	7	1.923	73.24
5	74	A	Neil PHILPOTTS		Mitsubishi Starion Turbo	2:01.499	4	3.354	72.38
6	72	A	Mark ADAMS		Ford Sierra Cosworth	2:02.876	8	4.731	71.57
7	43	C	Andy BAKER		Peugeot 205 GTi	2:04.428	5	6.283	70.68
8	20	C	Sean RODERICK		Peugeot 205 GTi	2:04.480	8	6.335	70.65
9	71	D	Denis BASSOM		Toyota Corolla GT	2:08.592	2	10.447	68.39
10	54	C	Derek HOLLAND		Golf GTi Mk 2	2:10.871	6	12.726	67.20
11	29	D	David GILLINGHAM		Rover Metro GTi	2:15.348	7	17.203	64.97
12	49	D	Jon PAYNE		Talbot Sunbeam LS	2:22.565	4	24.420	61.69

Weather/Track: Cloudy/Dry

These results are provisional until the conclusion of any judicial and technical matters.

Rockingham Intl
Circuit Length = 2.4430 miles.
Start: 10:25 End: 10:39

Clerk of Course:	Stewards:	Timekeeper:
------------------	-----------	-------------

TOYO Tyres Modified Production Saloon Car Champi

LAP ANALYSIS - QUALIFYING FOR RACE 4

1	Nick WILLIAMSON	Peugeot 205 GTi
1 - 5:39.349 2 - 2:03.444 3 - 1:58.145 4 - 2:27.994P		
19	Gerry CAIN	Rover SD1
1 - 5:39.661 6 - 2:00.529 2 - 2:04.587 7 - 2:45.593P 3 - 2:00.068 4 - 2:01.741 5 - 2:00.565		
20	Sean RODERICK	Peugeot 205 GTi
1 - 5:34.745 6 - 2:04.849 2 - 2:26.565 7 - 2:05.332 3 - 2:10.924 8 - 2:04.480 4 - 2:07.965 5 - 2:05.983		
29	David GILLINGHAM	Rover Metro GTi
1 - 5:43.800 6 - 2:16.615 2 - 2:24.187 7 - 2:16.021 3 - 2:16.021 4 - 2:15.348 5 - 2:16.440		
31	Gareth PORTER	Peugeot 205 GTi
1 - 5:28.271 6 - 1:58.813 2 - 2:09.466 7 - 1:58.282 3 - 2:04.292 8 - 1:58.636 4 - 2:01.156 5 - 1:58.681		
32	Joss RONCHETTI	Talbot Sunbeam Lotus
1 - 5:34.420 6 - 1:58.888 2 - 2:02.816 7 - 3:03.751P 3 - 1:59.427 4 - 1:59.046 5 - 1:59.068		

Weather/Track: Cloudy/Dry

www.mstworld.com

Page 1 of 2

Rockingham Intl
 Circuit Length = 2.4430 miles.
 Start: 10:25 End: 10:39
 Printed - 10:48 Saturday, 28 August 2004

TOYO Tyres Modified Production Saloon Car Champi LAP ANALYSIS - QUALIFYING FOR RACE 4

(contd.)

43	Andy BAKER	Peugeot 205 GTi
1 - 5:44.230 2 - 2:10.215 3 - 2:04.428 4 - 2:11.465 5 - 2:42.468P		
49	Jon PAYNE	Talbot Sunbeam LS
1 - 5:43.196 2 - 2:22.769 3 - 2:22.565 4 - X:00.000		
54	Derek HOLLAND	Golf GTi Mk 2
1 - 5:47.193 6 - 5:21.337P 2 - 2:19.458 3 - 2:14.523 4 - 2:10.871 5 - 2:27.987P		
71	Denis BASSOM	Toyota Corolla GT
1 - 5:26.512 2 - 2:08.592		
72	Mark ADAMS	Ford Sierra Cosworth
1 - 5:37.409 6 - 2:03.060 2 - 2:08.169 7 - 2:55.386P 3 - 2:02.876 8 - 2:58.040 4 - 2:03.999 5 - 2:03.496		
74	Neil PHILPOTTS	Mitsubishi Starion Turbo
1 - 5:34.017 2 - 2:04.287 3 - 2:01.499 4 - 2:42.254P		

Weather/Track: Cloudy/Dry

www.mstworld.com

Page 2 of 2

Rockingham Intl
 Circuit Length = 2.4430 miles.
 Start: 10:25 End: 10:39
 Printed - 10:48 Saturday, 28 August 2004

TOYO Tyres Modified Production Saloon Car Champi

GRID FOR RACE 4

ROW 6	2:22.565 49 PAYNE	2:15.348 29 GILLINGHAM
ROW 5	2:10.871 54 HOLLAND	2:08.592 71 BASSOM
ROW 4	2:04.480 20 RODERICK	2:04.428 43 BAKER
ROW 3	2:02.876 72 ADAMS	2:01.499 74 PHILPOTTS
ROW 2	2:00.068 19 CAIN	1:58.888 32 RONCHETTI
ROW 1	1:58.282 31 PORTER	1:58.145 1 WILLIAMSON

POLE

Weather/Track: Cloudy/Dry

These results are provisional until the conclusion of any judicial and technical matters.

Rockingham Intl
Circuit Length = 2.4430 miles.
Start: 10:25 End: 10:39

Clerk of Course:

Stewards:

Timekeeper:

TOYO Tyres Modified Production Saloon Car Championship

RACE 4 RESULT

POS	NO	CL	NAME	NAT	ENTRY	TIME	LAPS	GAP	MPH	BEST
1	1	C	Nick WILLIAMSON		Peugeot 205 GTi	19:59.622	10		73.31	1:58.342
2	19	A	Gerry CAIN		Rover SD1	20:07.508	10	7.886	72.83	1:58.386
3	32	B	Joss RONCHETTI		Talbot Sunbeam Lotus	20:14.193	10	14.571	72.43	1:59.437
4	74	A	Neil PHILPOTTS		Mitsubishi Starion Turbo	20:19.453	10	19.831	72.12	1:57.726
5	72	A	Mark ADAMS		Ford Sierra Cosworth	20:28.934	10	29.312	71.56	2:01.059
6	20	C	Sean RODERICK		Peugeot 205 GTi	21:07.129	10	1:07.507	69.40	2:05.271
7	49	D	Jon PAYNE		Talbot Sunbeam LS	21:09.607	10	1:09.985	69.27	2:01.430
8	54	C	Derek HOLLAND		Golf GTi Mk 2	21:49.953	10	1:50.331	67.13	2:08.743
9	71	D	Denis BASSOM		Toyota Corolla GT	21:50.391	10	1:50.769	67.11	2:08.193
10	29	D	David GILLINGHAM		Rover Metro GTi	20:50.003	9	50.381	63.32	2:14.438

NOT CLASSIFIED

31	C	Gareth PORTER	Peugeot 205 GTi	18:06.534	9	D.N.F.	72.84	1:58.654
43	C	Andy BAKER	Peugeot 205 GTi	2:45.679	1	D.N.F.	53.08	

FASTEST LAP

74	A	Neil PHILPOTTS	Mitsubishi Starion Turbo	1:57.726	2	74.70mph	120.22kph
1	C	Nick WILLIAMSON	Peugeot 205 GTi	1:58.342	3	74.31mph	119.60kph
32	B	Joss RONCHETTI	Talbot Sunbeam Lotus	1:59.437	2	73.63mph	118.50kph
49	D	Jon PAYNE	Talbot Sunbeam LS	2:01.430	3	72.42mph	116.56kph

Weather/Track: Cloudy/Dry

These results are provisional until the conclusion of any judicial and technical matters.

Rockingham Intl
Circuit Length = 2.4430 miles.
Start: 14:55 End: 15:15

Clerk of Course:	Stewards:	Timekeeper:
------------------	-----------	-------------

TOYO Tyres Modified Production Saloon Car Championship

LAP CHART - RACE 4

Lap 1			Lap 2			Lap 3			Lap 4			Lap 5		
No	Behind	Laptime	No	Behind	Laptime	No	Behind	Laptime	No	Behind	Laptime	No	Behind	Laptime
32		2:04.343	1		1:58.430	1		1:58.342	1		1:58.662	1		1:59.081
1	0.338	2:04.681	32	0.669	1:59.437	19	1.226	1:58.386	74	4.116	2:01.422	74	4.731	1:59.696
19	1.356	2:05.699	19	1.182	1:58.594	74	1.356	1:58.224	31	4.202	1:59.746	31	5.084	1:59.963
31	2.028	2:06.371	74	1.474	1:57.726	32	2.491	2:00.164	19	5.799	2:03.235	19	6.234	1:59.516
74	2.516	2:06.859	31	1.914	1:58.654	31	3.118	1:59.546	32	6.345	2:02.516	32	7.497	2:00.233
72	3.897	2:08.240	72	6.589	2:01.460	72	10.024	2:01.777	72	13.727	2:02.365	72	16.383	2:01.737
49	7.458	2:11.801	49	14.260	2:05.570	49	17.348	2:01.430	49	21.717	2:03.031	49	26.474	2:03.838
20	8.339	2:12.682	20	16.645	2:07.074	20	23.663	2:05.360	20	30.404	2:05.403	20	37.512	2:06.189
71	10.741	2:15.084	71	20.166	2:08.193	71	33.988	2:12.164	71	46.173	2:10.847	71	58.173	2:11.081
54	14.131	2:18.474	54	25.360	2:09.997	54	35.761	2:08.743	54	47.794	2:10.695	54	58.652	2:09.939
29	19.449	2:23.792	29	35.119	2:14.438	29	51.525	2:14.748	29	1:08.891	2:16.028	29	1:26.974	2:17.164
43	41.336	2:45.679P												

Rockingham Intl
Circuit Length = 2.4430 miles.
Start: 14:55 End: 15:15

Weather/Track: Cloudy/Dry

TOYO Tyres Modified Production Saloon Car Championship

LAP CHART - RACE 4

(contd.)

Lap 6			Lap 7			Lap 8			Lap 9			Lap 10		
No	Behind	Laptime	No	Behind	Laptime	No	Behind	Laptime	No	Behind	Laptime	No	Behind	Laptime
1		1:59.305	1		1:59.742	1		2:00.180	1		2:00.420	1		2:00.779
31	5.688	1:59.909	31	5.738	1:59.792	29	1 LAP	2:18.207	19	6.375	2:00.765	19	7.886	2:02.290
19	7.189	2:00.260	19	6.712	1:59.265	31	5.166	1:59.608	31	7.691	2:02.945	32	14.571	2:01.387
74	8.398	2:02.972	32	11.226	2:01.333	19	6.030	1:59.498	32	13.963	2:00.951	74	19.831	2:06.428
32	9.635	2:01.443	74	12.682	2:04.026	32	13.432	2:02.386	74	14.182	2:00.395	72	29.312	2:04.226
72	19.465	2:02.387	72	20.782	2:01.059	74	14.207	2:01.705	29	1 LAP	2:22.553	29	1 LAP	2:26.797
49	29.713	2:02.544	49	36.712	2:06.741	72	22.711	2:02.109	72	25.865	2:03.574	20	1:07.507	2:06.378
20	43.478	2:05.271	20	50.021	2:06.285	49	42.995	2:06.463	49	49.638	2:07.063	49	1:09.985	2:21.126
54	1:09.970	2:10.623	54	1:19.409	2:09.181	20	56.649	2:06.808	20	1:01.908	2:05.679	54	1:50.331	2:10.366
71	1:11.496	2:12.628	71	1:22.716	2:10.962	54	1:29.928	2:10.699	54	1:40.744	2:11.236	71	1:50.769	2:10.265
29	1:43.945	2:16.276				71	1:33.265	2:10.729	71	1:41.283	2:08.438			

Weather/Track: Cloudy/Dry

Rockingham Intl
Circuit Length = 2.4430 miles.
Start: 14:55 End: 15:15

BOOKATRACK.com Caterham Graduate Championship - Mega Graduate C

QUALIFYING FOR RACE 6

POS	NO	CL	NAME	NAT	ENTRY	TIME	LAPS	GAP	MPH
1	2		Guy HALLEY		Caterham Seven	1:54.725	9		76.66
2	1		Jamie ELLWOOD		Caterham Seven	1:55.798	9	1.073	75.95
3	9		Valerie DIEDERICHS		Caterham Seven	1:56.266	9	1.541	75.64
4	30		Chris FOX		Caterham Seven	1:56.269	9	1.544	75.64
5	12		Paul HUDSON		Caterham Seven	1:56.465	8	1.740	75.51
6	21		Martin AMISON		Caterham Seven	1:56.590	9	1.865	75.43
7	5		Tim JUMP		Caterham Seven	1:56.591	9	1.866	75.43
8	37		Mike WELBURN		Caterham Seven	1:56.882	9	2.157	75.24
9	11		Chris BATTEN		Caterham Seven	1:57.051	9	2.326	75.13
10	15		Chris SKELTON		Caterham Seven	1:57.146	9	2.421	75.07
11	26		Phillipe EVRARD		Caterham Seven	1:57.417	8	2.692	74.90
12	8		Nick FROST		Caterham Seven	1:57.420	8	2.695	74.90
13	22		Keith PENNINGTON		Caterham Seven	1:57.473	9	2.748	74.86
14	10		Michael FESEMEYER		Caterham Seven	1:58.128	8	3.403	74.45
15	20		Geoff DIXON		Caterham Seven	1:58.277	8	3.552	74.35
16	6		Michaele APOSTOLIDES		Caterham Seven	1:58.512	8	3.787	74.21
17	14		Alexander TSAVALOS		Caterham Seven	1:59.671	8	4.946	73.49
18	23		Giles WARDLE		Caterham Seven	2:00.344	8	5.619	73.08
19	40		Nigel GUEST		Caterham 7	2:00.864	8	6.139	72.76
20	38		Christopher AWCOCK		Caterham 7	2:03.401	8	8.676	71.27

Weather/Track: Cloudy/Dry

These results are provisional until the conclusion of any judicial and technical matters.

Rockingham Intl
Circuit Length = 2.4430 miles.
Start: 10:47 End: 11:02

Clerk of Course:	Stewards:	Timekeeper:
------------------	-----------	-------------

BOOKATRACK.com Caterham Graduate Championship - Mega Graduate C

LAP ANALYSIS - QUALIFYING FOR RACE 6

1	Jamie ELLWOOD	Caterham Seven
1 -	5:32.042	6 - 2:05.046
2 -	1:57.165	7 - 1:55.977
3 -	1:56.138	8 - 1:58.501
4 -	1:55.798	9 - 1:57.058
5 -	1:56.107	
2	Guy HALLEY	Caterham Seven
1 -	5:40.905	6 - 1:59.225
2 -	1:56.672	7 - 1:56.328
3 -	1:56.143	8 - 1:58.133
4 -	1:54.725	9 - 2:01.126
5 -	1:54.736	
5	Tim JUMP	Caterham Seven
1 -	5:31.358	6 - 1:59.374
2 -	1:58.110	7 - 1:58.859
3 -	1:56.591	8 - 1:59.096
4 -	1:57.564	9 - 1:58.302
5 -	1:56.645	
6	Michaele APOSTOLIDES	Caterham Seven
1 -	5:53.241	6 - 1:59.755
2 -	2:03.249	7 - 1:58.512
3 -	1:59.422	8 - 1:59.161
4 -	1:58.992	
5 -	1:58.617	
8	Nick FROST	Caterham Seven
1 -	5:53.114	6 - 1:58.725
2 -	2:00.869	7 - 1:58.025
3 -	1:59.133	8 - 1:57.420
4 -	1:57.474	
5 -	1:58.161	
9	Valerie DIEDERICHS	Caterham Seven
1 -	5:34.234	6 - 1:59.992
2 -	1:58.142	7 - 1:56.917
3 -	1:57.616	8 - 1:59.740
4 -	1:56.266	9 - 1:58.369
5 -	1:56.642	

Weather/Track: Cloudy/Dry

www.mstworld.com

Page 1 of 4

Rockingham Intl
 Circuit Length = 2.4430 miles.
 Start: 10:47 End: 11:02
 Printed - 11:09 Saturday, 28 August 2004

BOOKATRACK.com Caterham Graduate Championship - Mega Graduate C LAP ANALYSIS - QUALIFYING FOR RACE 6

(contd.)

10	Michael FESEMEYER	Caterham Seven
1 -	5:46.865	6 - 1:59.792
2 -	1:59.841	7 - 2:00.270
3 -	1:58.128	8 - 1:59.037
4 -	1:58.750	
5 -	1:59.493	
11	Chris BATTEN	Caterham Seven
1 -	5:33.944	6 - 1:57.127
2 -	1:58.294	7 - 1:57.051
3 -	2:00.078	8 - 2:01.302
4 -	1:58.708	9 - 1:57.469
5 -	1:59.189	
12	Paul HUDSON	Caterham Seven
1 -	5:27.956	6 - 1:57.750
2 -	1:59.445	7 - 1:57.379
3 -	1:58.192	8 - 1:56.465
4 -	2:43.624P	
5 -	2:08.989	
14	Alexander TSAVALOS	Caterham Seven
1 -	5:51.272	6 - 2:00.991
2 -	2:03.784	7 - 2:00.518
3 -	2:15.297	8 - 2:14.804
4 -	2:00.464	
5 -	1:59.671	
15	Chris SKELTON	Caterham Seven
1 -	5:44.053	6 - 1:57.162
2 -	1:58.687	7 - 1:57.146
3 -	1:58.179	8 - 2:05.722
4 -	1:57.668	9 - 1:57.572
5 -	1:57.419	
20	Geoff DIXON	Caterham Seven
1 -	5:47.854	6 - 1:58.622
2 -	2:00.038	7 - 1:59.256
3 -	1:59.966	8 - 1:58.541
4 -	1:58.598	
5 -	1:58.277	

Weather/Track: Cloudy/Dry

www.mstworld.com

Page 2 of 4

Rockingham Intl
Circuit Length = 2.4430 miles.
Start: 10:47 End: 11:02

Printed - 11:09 Saturday, 28 August 2004

BOOKATRACK.com Caterham Graduate Championship - Mega Graduate C LAP ANALYSIS - QUALIFYING FOR RACE 6

(contd.)

21	Martin AMISON	Caterham Seven
1 -	5:31.116	6 - 2:03.929
2 -	1:57.400	7 - 1:56.657
3 -	1:57.382	8 - 1:58.765
4 -	1:57.618	9 - 1:56.763
5 -	1:56.590	
22	Keith PENNINGTON	Caterham Seven
1 -	5:42.907	6 - 1:58.508
2 -	2:00.243	7 - 1:58.561
3 -	1:58.950	8 - 1:59.523
4 -	1:57.876	9 - 2:00.119
5 -	1:57.473	
23	Giles WARDLE	Caterham Seven
1 -	5:39.788	6 - 2:02.652
2 -	2:03.904	7 - 2:01.242
3 -	2:00.344	8 - 2:01.239
4 -	2:01.810	
5 -	2:01.492	
26	Phillipe EVRARD	Caterham Seven
1 -	5:41.609	6 - 2:06.502
2 -	1:59.210	7 - 2:31.996
3 -	1:58.786	8 - 1:57.417
4 -	1:59.202	
5 -	1:57.676	
30	Chris FOX	Caterham Seven
1 -	5:35.467	6 - 2:00.020
2 -	1:58.300	7 - 1:57.712
3 -	1:56.370	8 - 1:57.640
4 -	1:56.269	9 - 1:57.172
5 -	1:56.693	
37	Mike WELBURN	Caterham Seven
1 -	5:44.726	6 - 1:57.573
2 -	2:01.161	7 - 1:57.827
3 -	1:56.882	8 - 1:57.380
4 -	1:57.551	9 - 1:58.031
5 -	1:58.117	

Weather/Track: Cloudy/Dry

www.mstworld.com

Page 3 of 4

Rockingham Intl
Circuit Length = 2.4430 miles.
Start: 10:47 End: 11:02

Printed - 11:09 Saturday, 28 August 2004

BOOKATRACK.com Caterham Graduate Championship - Mega Graduate C LAP ANALYSIS - QUALIFYING FOR RACE 6

(contd.)

38	Christopher AWCOCK	Caterham 7
1 - 5:58.416	6 - 2:04.766	
2 - 2:10.158	7 - 2:03.401	
3 - 2:07.068	8 - 2:04.596	
4 - 2:05.051		
5 - 2:04.669		
40	Nigel GUEST	Caterham 7
1 - 5:42.966	6 - 2:03.879	
2 - 2:03.997	7 - 2:02.224	
3 - 2:02.977	8 - 2:01.285	
4 - 2:00.864		
5 - 2:02.539		


Weather/Track: Cloudy/Dry

www.mstworld.com

Page 4 of 4

Rockingham Intl
Circuit Length = 2.4430 miles.
Start: 10:47 End: 11:02
Printed - 11:09 Saturday, 28 August 2004

BOOKATRACK.com Caterham Graduate Championship - Mega Graduate C GRID FOR RACE 6

ROW 10	2:03.401 38 AWCOCK	2:00.864 40 GUEST
ROW 9	2:00.344 23 WARDLE	1:59.671 14 TSAVALOS
ROW 8	1:58.512 6 APOSTOLIDES	1:58.277 20 DIXON
ROW 7	1:58.128 10 FESEMEYER	1:57.473 22 PENNINGTON
ROW 6	1:57.420 8 FROST	1:57.417 26 EVRARD
ROW 5	1:57.146 15 SKELTON	1:57.051 11 BATTEN
ROW 4	1:56.882 37 WELBURN	1:56.591 5 JUMP
ROW 3	1:56.590 21 AMISON	1:56.465 12 HUDSON
ROW 2	1:56.269 30 FOX	1:56.266 9 DIEDERICHS
ROW 1	1:55.798 1 ELLWOOD	1:54.725 2 HALLEY
POLE		
		

Weather/Track: Cloudy/Dry

These results are provisional until the conclusion of any judicial and technical matters.

Rockingham Intl
Circuit Length = 2.4430 miles.
Start: 10:47 End: 11:02

Clerk of Course:	Stewards:	Timekeeper:
------------------	-----------	-------------

BOOKATRACK.com Caterham Graduate Championship - Mega Graduate C

RACE 6 RESULT - AMENDED

POS	NO	CL	NAME	NAT	ENTRY	TIME	LAPS	GAP	MPH	BEST
1	1		Jamie ELLWOOD		Caterham Seven	15:38.938	8		74.93	1:55.913
2	5		Tim JUMP		Caterham Seven	15:48.489	8	9.551	74.17	1:57.396
3	11		Chris BATTEN		Caterham Seven	15:49.243	8	10.305	74.12	1:56.543
4	37		Mike WELBURN		Caterham Seven	15:50.469	8	11.531	74.02	1:56.630
5	22		Keith PENNINGTON		Caterham Seven	16:01.892	8	22.954	73.14	1:58.113
6	26		Phillipe EVRARD		Caterham Seven	16:01.973	8	23.035	73.14	1:57.705
7	6		Michaele APOSTOLIDES		Caterham Seven	16:03.182	8	24.244	73.04	1:57.856
8	14		Alexander TSAVALOS		Caterham Seven	16:03.252	8	24.314	73.04	1:58.095
9	20		Geoff DIXON		Caterham Seven	16:08.054	8	29.116	72.68	1:57.838
10	10		Michael FESEMEYER		Caterham Seven	16:15.558	8	36.620	72.12	1:57.873
11	23		Giles WARDLE		Caterham Seven	16:17.607	8	38.669	71.97	2:00.387
12	8		Nick FROST		Caterham Seven	16:23.972	8	45.034	71.50	1:56.845
13	40		Nigel GUEST		Caterham 7	16:29.096	8	50.158	71.13	2:01.561
14	38		Christopher AWCOCK		Caterham 7	16:31.446	8	52.508	70.96	2:01.888
NOT CLASSIFIED										
15			Chris SKELTON		Caterham Seven	5:59.014	3	D.N.F.	73.49	1:56.901
FASTEST LAP										
1			Jamie ELLWOOD		Caterham Seven	1:55.913	8	75.87mph		122.10kph

Car 2 excluded reg.0 3 1 2

Weather/Track: Cloudy/Dry

These results are provisional until the conclusion of any judicial and technical matters.

Rockingham Intl

Circuit Length = 2.4430 miles.

Start: 16:08 End: 16:23

Clerk of Course:	Stewards:	Timekeeper:
------------------	-----------	-------------

**BOOKATRACK.com Caterham Graduate Championship - Mega Graduate C
LAP CHART - RACE 6**

Lap 1			Lap 2			Lap 3			Lap 4			Lap 5		
No	Behind	Laptime	No	Behind	Laptime	No	Behind	Laptime	No	Behind	Laptime	No	Behind	Laptime
1		2:01.691	1		1:57.232	1		1:56.555	1		1:56.614	1		1:56.874
2	0.108	2:01.799	2	0.095	1:57.219	2	0.116	1:56.576	2	0.125	1:56.623	2	0.110	1:56.859
5	1.183	2:02.874	5	1.347	1:57.396	5	2.389	1:57.597	5	4.204	1:58.429	5	6.224	1:58.894
15	1.773	2:03.464	15	1.442	1:56.901	15	3.536	1:58.649	11	8.841	2:01.055	11	9.514	1:57.547
37	1.888	2:03.579	37	1.648	1:56.992	37	3.543	1:58.450	37	8.964	2:02.035	37	10.215	1:58.125
8	2.330	2:04.021	8	3.300	1:58.202	8	3.590	1:56.845	22	12.836	2:00.603	22	14.075	1:58.113
11	2.354	2:04.045	11	4.082	1:58.960	11	4.400	1:56.873	26	13.792	1:59.060	26	14.623	1:57.705
22	4.458	2:06.149	22	5.416	1:58.190	22	8.847	1:59.986	6	13.816	2:01.057	6	15.468	1:58.526
14	5.518	2:07.209	14	6.654	1:58.368	14	8.861	1:58.762	14	14.578	2:02.331	14	16.264	1:58.560
6	6.185	2:07.876	6	6.809	1:57.856	10	9.176	1:58.677	10	14.847	2:02.285	10	16.865	1:58.892
10	6.413	2:08.104	10	7.054	1:57.873	6	9.373	1:59.119	20	15.651	2:00.945	20	17.474	1:58.697
20	7.091	2:08.782	26	7.662	1:57.738	20	11.320	2:00.178	23	20.264	2:01.091	23	25.530	2:02.140
26	7.156	2:08.847	20	7.697	1:57.838	26	11.346	2:00.239	40	29.387	2:02.560	40	35.006	2:02.493
23	8.401	2:10.092	23	11.556	2:00.387	23	15.787	2:00.786	38	30.813	2:03.718	38	35.977	2:02.038
40	9.211	2:10.902	40	15.807	2:03.828	40	23.441	2:04.189	8	37.235	2:30.259	8	39.795	1:59.434
38	10.754	2:12.445	38	17.247	2:03.725	38	23.709	2:03.017						

Weather/Track: Cloudy/Dry

Rockingham Intl
Circuit Length = 2.4430 miles.
Start: 16:08 End: 16:23

BOOKATRACK.com Caterham Graduate Championship - Mega Graduate C LAP CHART - RACE 6

(contd.)

Lap 6			Lap 7			Lap 8			Lap 9			Lap 10		
No	Behind	Laptime	No	Behind	Laptime	No	Behind	Laptime	No	Behind	Laptime	No	Behind	Laptime
1		1:56.851	1		1:57.208	1		1:55.913						
2	0.152	1:56.893	2	0.135	1:57.191	2	0.126	1:55.904						
5	7.328	1:57.955	5	8.020	1:57.900	5	9.551	1:57.444						
11	9.816	1:57.153	11	9.675	1:57.067	11	10.305	1:56.543						
37	9.994	1:56.630	37	10.347	1:57.561	37	11.531	1:57.097						
22	17.353	2:00.129	26	19.674	1:59.460	22	22.954	1:59.066						
26	17.422	1:59.650	22	19.801	1:59.656	26	23.035	1:59.274						
6	17.606	1:58.989	10	21.626	1:59.576	6	24.244	1:58.223						
14	17.664	1:58.251	6	21.934	2:01.536	14	24.314	1:58.095						
10	19.258	1:59.244	14	22.132	2:01.676	20	29.116	2:02.652						
20	19.769	1:59.146	20	22.377	1:59.816	10	36.620	2:10.907						
23	29.904	2:01.225	23	34.101	2:01.405	23	38.669	2:00.481						
40	39.716	2:01.561	8	43.028	1:59.198	8	45.034	1:57.919						
38	41.014	2:01.888	40	44.395	2:01.887	40	50.158	2:01.676						
8	41.038	1:58.094	38	46.203	2:02.397	38	52.508	2:02.218						

Rockingham Intl
Circuit Length = 2.4430 miles.
Start: 16:08 End: 16:23

Weather/Track: Cloudy/Dry

Lancaster Insurance MG Owners Club Championship

QUALIFYING FOR RACE 7

POS	NO	CL	NAME	NAT	ENTRY	TIME	LAPS	GAP	MPH
1	12	Z	Nick GOLHAR		MG ZR	2:06.152	8		69.71
2	4	B	Simon BYRNE		MG Maestro	2:06.891	8	0.739	69.31
3	42	B	Peter FIDDES		MG Maestro EFi	2:07.204	7	1.052	69.13
4	23	Z	Robb ADDISON		MG ZR160	2:07.244	5	1.092	69.11
5	39	B	Robert O'BOYLE		MG Maestro	2:07.299	6	1.147	69.08
6	46	B	Andy FIRTH		MG Maestro	2:08.004	5	1.852	68.70
7	16	B	Gethin ISAAC		MG Maestro	2:08.188	8	2.036	68.60
8	21	B	Henry SHARPE		MG Maestro EFi	2:08.449	8	2.297	68.46
9	99	B	Andy CAMPBELL		MG Maestro	2:08.487	7	2.335	68.44
10	15	B	James BARNETT		MG Maestro	2:09.748	8	3.596	67.78
11	3	B	Doug COLE		MG Maestro EFi	2:09.882	4	3.730	67.71
12	69	B	Nick ARDEN		MG Maestro	2:10.032	8	3.880	67.63
13	37	B	Mark HALSALL		MG Maestro EFi	2:11.162	8	5.010	67.05
14	41	B	Mark JACKSON		MG Maestro	2:11.687	6	5.535	66.78
15	14	B	Neil JACKSON		MG Maestro Efi	2:12.217	7	6.065	66.51
16	9	B	Mick HOPKINS		MG Maestro EFi	2:14.157	8	8.005	65.55
17	45	B	Keith ASSENDER		MG Maestro EFi	2:15.483	7	9.331	64.91
18	17	B	David GARDNER		MG Maestro	2:17.093	5	10.941	64.15
19	20	B	Peter BYLES		MG Maestro EFi	2:20.293	6	14.141	62.68

Weather/Track: Cloudy/Dry

These results are provisional until the conclusion of any judicial and technical matters.

Rockingham Intl
Circuit Length = 2.4430 miles.
Start: 11:11 End: 11:26

Clerk of Course:	Stewards:	Timekeeper:
------------------	-----------	-------------

Lancaster Insurance MG Owners Club Championship

LAP ANALYSIS - QUALIFYING FOR RACE 7

3	Doug COLE	MG Maestro EFi
1 - 6:43.097 2 - 2:14.986 3 - 2:14.322 4 - 2:09.882		
4	Simon BYRNE	MG Maestro
1 - 7:44.186 6 - 2:07.419 2 - 2:16.249 7 - 2:08.439 3 - 2:08.550 8 - 2:17.321 4 - 2:06.891 5 - 2:07.079		
9	Mick HOPKINS	MG Maestro EFi
1 - 6:46.761 6 - 2:14.972 2 - 2:22.572 7 - 2:14.577 3 - 2:21.507 8 - 2:14.157 4 - 2:21.227 5 - 2:14.327		
12	Nick GOLHAR	MG ZR
1 - 6:43.924 6 - 2:06.981 2 - 2:12.811 7 - 2:07.551 3 - 2:07.243 8 - 2:06.904 4 - 2:06.152 5 - 2:06.570		
14	Neil JACKSON	MG Maestro Efi
1 - 7:28.603 6 - 2:12.762 2 - 2:20.118 7 - 2:12.406 3 - 2:13.304 4 - 2:12.708 5 - 2:12.217		
15	James BARNETT	MG Maestro
1 - 7:14.425 6 - 2:11.630 2 - 2:18.743 7 - 2:11.149 3 - 2:12.901 8 - 2:11.103 4 - 2:10.698 5 - 2:09.748		

Weather/Track: Cloudy/Dry

www.mstworld.com

Page 1 of 4

Rockingham Intl
 Circuit Length = 2.4430 miles.
 Start: 11:11 End: 11:26
 Printed - 11:34 Saturday, 28 August 2004

Lancaster Insurance MG Owners Club Championship

LAP ANALYSIS - QUALIFYING FOR RACE 7

(contd.)

16	Gethin ISAAC	MG Maestro
1 -	7:14.831	6 - 2:08.677
2 -	2:19.460	7 - 2:08.188
3 -	2:09.694	8 - 2:10.057
4 -	2:08.480	
5 -	2:09.911	
17	David GARDNER	MG Maestro
1 -	6:47.956	
2 -	2:19.719	
3 -	2:17.093	
4 -	2:39.881	
5 -	4:40.833	
20	Peter BYLES	MG Maestro EFi
1 -	6:58.598	6 - 2:20.293
2 -	5:04.936P	
3 -	2:47.780	
4 -	2:26.833	
5 -	2:25.786	
21	Henry SHARPE	MG Maestro EFi
1 -	7:02.902	6 - 2:08.449
2 -	2:16.554	7 - 2:08.576
3 -	2:12.115	8 - 2:08.965
4 -	2:18.520	
5 -	2:08.949	
23	Robb ADDISON	MG ZR160
1 -	6:49.556	
2 -	2:10.116	
3 -	2:07.244	
4 -	7:43.996P	
5 -	2:16.874	
37	Mark HALSALL	MG Maestro EFi
1 -	6:53.696	6 - 2:12.093
2 -	2:16.148	7 - 2:12.614
3 -	2:13.628	8 - 2:11.162
4 -	2:12.728	
5 -	2:11.961	

Weather/Track: Cloudy/Dry

www.mstworld.com

Page 2 of 4

Rockingham Intl
 Circuit Length = 2.4430 miles.
 Start: 11:11 End: 11:26
 Printed - 11:34 Saturday, 28 August 2004

Lancaster Insurance MG Owners Club Championship

LAP ANALYSIS - QUALIFYING FOR RACE 7

(contd.)

39	Robert O'BOYLE	MG Maestro
1 -	7:34.815	6 - 2:07.383
2 -	2:19.840	
3 -	2:07.499	
4 -	2:08.128	
5 -	2:07.299	
41	Mark JACKSON	MG Maestro
1 -	7:30.777	6 - 4:18.577P
2 -	2:19.889	
3 -	2:16.225	
4 -	2:13.763	
5 -	2:11.687	
42	Peter FIDDES	MG Maestro EFi
1 -	6:50.982	6 - 2:07.204
2 -	2:12.790	7 - 2:07.827
3 -	2:08.397	
4 -	2:07.849	
5 -	2:07.561	
45	Keith ASSENDER	MG Maestro EFi
1 -	6:56.531	6 - 2:17.903
2 -	2:25.293	7 - 2:15.483
3 -	2:19.049	
4 -	2:17.942	
5 -	2:18.114	
46	Andy FIRTH	MG Maestro
1 -	7:23.999	
2 -	2:17.593	
3 -	2:08.542	
4 -	2:08.004	
5 -	2:08.487	
69	Nick ARDEN	MG Maestro
1 -	7:02.634	6 - 2:15.063
2 -	2:16.851	7 - 2:10.835
3 -	2:18.068	8 - 2:10.032
4 -	2:13.490	
5 -	2:10.297	

Weather/Track: Cloudy/Dry

www.mstworld.com

Page 3 of 4

Rockingham Intl
 Circuit Length = 2.4430 miles.
 Start: 11:11 End: 11:26
 Printed - 11:34 Saturday, 28 August 2004

Lancaster Insurance MG Owners Club Championship LAP ANALYSIS - QUALIFYING FOR RACE 7

(contd.)

99	Andy CAMPBELL	MG Maestro
1 - 7:13.679	6 - 2:08.568	
2 - 2:17.889	7 - 2:09.169	
3 - 2:10.883		
4 - 2:09.356		
5 - 2:08.487		

Weather/Track: Cloudy/Dry


www.mstworld.com

Page 4 of 4

Rockingham Intl
Circuit Length = 2.4430 miles.
Start: 11:11 End: 11:26
Printed - 11:34 Saturday, 28 August 2004

Lancaster Insurance MG Owners Club Championship

GRID FOR RACE 7

ROW 10		2:20.293 20 BYLES	
ROW 9	2:17.093 17 GARDNER		2:15.483 45 ASSENDER
ROW 8	2:14.157 9 HOPKINS	2:12.217 14 JACKSON	
ROW 7	2:11.687 41 JACKSON		2:11.162 37 HALSALL
ROW 6	2:10.032 69 ARDEN	2:09.882 3 COLE	
ROW 5	2:09.748 15 BARNETT		2:08.487 99 CAMPBELL
ROW 4	2:08.449 21 SHARPE	2:08.188 16 ISAAC	
ROW 3	2:08.004 46 FIRTH		2:07.299 39 O'BOYLE
ROW 2	2:07.244 23 ADDISON	2:07.204 42 FIDDES	
ROW 1	2:06.891 4 BYRNE		2:06.152 12 GOLHAR
POLE			
			

Weather/Track: Cloudy/Dry

These results are provisional until the conclusion of any judicial and technical matters.

Rockingham Intl
Circuit Length = 2.4430 miles.
Start: 11:11 End: 11:26

Clerk of Course:	Stewards:	Timekeeper:
------------------	-----------	-------------

Lancaster Insurance MG Owners Club Championship

RACE 7 RESULT

POS	NO	CL	NAME	NAT	ENTRY	TIME	LAPS	GAP	MPH	BEST
1	23	Z	Robb ADDISON		MG ZR160	21:03.607	10		69.60	2:04.904
2	12	Z	Nick GOLHAR		MG ZR	21:11.650	10	8.043	69.16	2:05.485
3	39	B	Robert O'BOYLE		MG Maestro	21:21.253	10	17.646	68.64	2:06.337
4	4	B	Simon BYRNE		MG Maestro	21:23.092	10	19.485	68.54	2:06.614
5	42	B	Peter FIDDES		MG Maestro EFi	21:23.919	10	20.312	68.50	2:06.935
6	46	B	Andy FIRTH		MG Maestro	21:46.072	10	42.465	67.33	2:08.880
7	15	B	James BARNETT		MG Maestro	21:47.717	10	44.110	67.25	2:09.011
8	69	B	Nick ARDEN		MG Maestro	21:48.358	10	44.751	67.22	2:08.135
9	14	B	Neil JACKSON		MG Maestro EFi	22:06.151	10	1:02.544	66.31	2:10.692
10	37	B	Mark HALSALL		MG Maestro EFi	22:08.389	10	1:04.782	66.20	2:10.146
11	3	B	Doug COLE		MG Maestro EFi	22:18.849	10	1:15.242	65.68	2:08.492
12	41	B	Mark JACKSON		MG Maestro	22:19.035	10	1:15.428	65.68	2:11.011
13	20	B	Peter BYLES		MG Maestro EFi	22:19.431	10	1:15.824	65.66	2:11.065
14	9	B	Mick HOPKINS		MG Maestro EFi	22:24.730	10	1:21.123	65.40	2:10.908
15	17	B	David GARDNER		MG Maestro	22:54.840	10	1:51.233	63.97	2:10.336
16	45	B	Keith ASSENDER		MG Maestro EFi	22:59.521	10	1:55.914	63.75	2:14.656
NOT CLASSIFIED										
99	B		Andy CAMPBELL		MG Maestro	8:51.281	4	D.N.F.	66.21	2:10.035
16	B		Gethin ISAAC		MG Maestro	8:53.724	4	D.N.F.	65.91	2:09.789
21	B		Henry SHARPE		MG Maestro EFi	4:29.540	2	D.N.F.	65.25	2:10.833
FASTEST LAP										
23	Z		Robb ADDISON		MG ZR160	2:04.904	3	70.41mph	113.31kph	
39	B		Robert O'BOYLE		MG Maestro	2:06.337	3	69.61mph	112.03kph	

Weather/Track: Cloudy/Dry

These results are provisional until the conclusion of any judicial and technical matters.

Rockingham Intl
Circuit Length = 2.4430 miles.
Start: 16:36 End: 16:57

Clerk of Course:	Stewards:	Timekeeper:
------------------	-----------	-------------

Lancaster Insurance MG Owners Club Championship

LAP CHART - RACE 7

Lap 1			Lap 2			Lap 3			Lap 4			Lap 5		
No	Behind	Laptime	No	Behind	Laptime	No	Behind	Laptime	No	Behind	Laptime	No	Behind	Laptime
12		2:12.760	23		2:06.439	23		2:04.904	23		2:05.036	23		2:05.255
23	0.607	2:13.367	39	0.756	2:06.529	39	2.189	2:06.337	12	4.617	2:06.920	12	5.891	2:06.529
39	1.273	2:14.033	12	1.994	2:09.040	12	2.733	2:05.643	39	5.475	2:08.322	39	7.678	2:07.458
42	2.160	2:14.920	42	2.049	2:06.935	42	4.875	2:07.730	4	8.484	2:08.495	4	10.535	2:07.306
4	2.840	2:15.600	4	3.315	2:07.521	4	5.025	2:06.614	42	8.794	2:08.955	42	11.357	2:07.818
46	5.723	2:18.483	46	8.690	2:10.013	46	12.666	2:08.880	46	16.590	2:08.960	46	20.593	2:09.258
21	5.947	2:18.707	21	9.734	2:10.833	15	15.651	2:09.811	15	19.827	2:09.212	15	24.631	2:10.059
15	6.834	2:19.594	99	10.180	2:10.035	99	16.004	2:10.728	99	21.535	2:10.567	69	27.852	2:09.377
99	7.191	2:19.951	16	10.335	2:09.789	69	17.862	2:11.699	69	23.730	2:10.904	14	31.939	2:12.774
16	7.592	2:20.352	15	10.744	2:10.956	16	17.984	2:12.553	16	23.978	2:11.030	37	34.637	2:12.727
14	8.472	2:21.232	69	11.067	2:08.430	14	18.362	2:11.148	14	24.420	2:11.094	41	41.381	2:12.582
69	9.683	2:22.443	14	12.118	2:10.692	17	20.441	2:11.743	17	26.045	2:10.640	20	41.602	2:13.539
17	10.312	2:23.072	17	13.602	2:10.336	37	21.890	2:10.146	37	27.165	2:10.311	17	47.308	2:26.518
9	12.012	2:24.772	37	16.648	2:11.310	9	25.126	2:11.898	9	32.536	2:12.446	9	51.032	2:23.751
37	12.384	2:25.144	9	18.132	2:13.166	20	27.289	2:12.831	20	33.318	2:11.065	3	54.005	2:10.930
20	13.184	2:25.944	20	19.362	2:13.224	41	27.674	2:12.765	41	34.054	2:11.416	45	1:04.201	2:16.471
41	14.284	2:27.044	41	19.813	2:12.575	3	40.685	2:12.384	3	48.330	2:12.681			
45	18.161	2:30.921	45	29.623	2:18.508	45	42.180	2:17.461	45	52.985	2:15.841			
3	23.359	2:36.119	3	33.205	2:16.892									

Rockingham Intl
 Circuit Length = 2.4430 miles.
 Start: 16:36 End: 16:57

Weather/Track: Cloudy/Dry

Lancaster Insurance MG Owners Club Championship

LAP CHART - RACE 7

(contd.)

Lap 6			Lap 7			Lap 8			Lap 9			Lap 10		
No	Behind	Laptime	No	Behind	Laptime	No	Behind	Laptime	No	Behind	Laptime	No	Behind	Laptime
23		2:04.950	23		2:05.866	23		2:06.032	23		2:05.778	23		2:05.980
12	8.015	2:07.074	12	8.605	2:06.456	12	8.058	2:05.485	12	8.090	2:05.810	12	8.043	2:05.933
39	11.063	2:08.335	39	12.539	2:07.342	39	13.828	2:07.321	39	15.495	2:07.445	39	17.646	2:08.131
4	13.522	2:07.937	4	15.061	2:07.405	4	16.357	2:07.328	4	18.147	2:07.568	4	19.485	2:07.318
42	13.883	2:07.476	42	15.303	2:07.286	42	16.792	2:07.521	42	19.237	2:08.223	42	20.312	2:07.055
46	25.835	2:10.192	46	29.547	2:09.578	46	34.870	2:11.355	46	38.984	2:09.892	46	42.465	2:09.461
15	29.296	2:09.615	15	33.207	2:09.777	15	37.580	2:10.405	15	40.813	2:09.011	15	44.110	2:09.277
69	32.876	2:09.974	69	36.286	2:09.276	69	39.009	2:08.755	69	42.596	2:09.365	69	44.751	2:08.135
14	39.061	2:12.072	14	44.184	2:10.989	14	49.870	2:11.718	14	56.551	2:12.459	14	1:02.544	2:11.973
37	40.135	2:10.448	37	44.416	2:10.147	37	51.573	2:13.189	37	59.383	2:13.588	37	1:04.782	2:11.379
41	47.442	2:11.011	20	53.997	2:11.785	20	1:01.243	2:13.278	20	1:08.370	2:12.905	3	1:15.242	2:08.492
20	48.078	2:11.426	41	54.284	2:12.708	41	1:01.636	2:13.384	41	1:08.533	2:12.675	41	1:15.428	2:12.875
9	57.535	2:11.453	3	1:04.281	2:10.740	3	1:08.040	2:09.791	3	1:12.730	2:10.468	20	1:15.824	2:13.434
17	57.591	2:15.233	9	1:04.802	2:13.133	9	1:10.618	2:11.848	9	1:16.195	2:11.355	9	1:21.123	2:10.908
3	59.407	2:10.352	17	1:11.910	2:20.185	17	1:23.997	2:18.119	17	1:36.885	2:18.666	17	1:51.233	2:20.328
45	1:17.268	2:18.017	45	1:27.457	2:16.055	45	1:36.670	2:15.245	45	1:45.548	2:14.656	45	1:55.914	2:16.346

Rockingham Intl
 Circuit Length = 2.4430 miles.
 Start: 16:36 End: 16:57

Weather/Track: Cloudy/Dry

BOOKATRACK.com Caterham Graduate Championship - Mega Graduate C

RACE 6 RESULT

POS	NO	CL	NAME	NAT	ENTRY	TIME	LAPS	GAP	MPH	BEST
1	1		Jamie ELLWOOD		Caterham Seven	15:38.938	8		74.93	1:55.913
2	2		Guy HALLEY		Caterham Seven	15:39.064	8	0.126	74.92	1:55.904
3	5		Tim JUMP		Caterham Seven	15:48.489	8	9.551	74.17	1:57.396
4	11		Chris BATTEN		Caterham Seven	15:49.243	8	10.305	74.12	1:56.543
5	37		Mike WELBURN		Caterham Seven	15:50.469	8	11.531	74.02	1:56.630
6	22		Keith PENNINGTON		Caterham Seven	16:01.892	8	22.954	73.14	1:58.113
7	26		Phillipe EVRARD		Caterham Seven	16:01.973	8	23.035	73.14	1:57.705
8	6		Michaele APOSTOLIDES		Caterham Seven	16:03.182	8	24.244	73.04	1:57.856
9	14		Alexander TSAVALOS		Caterham Seven	16:03.252	8	24.314	73.04	1:58.095
10	20		Geoff DIXON		Caterham Seven	16:08.054	8	29.116	72.68	1:57.838
11	10		Michael FESEMEYER		Caterham Seven	16:15.558	8	36.620	72.12	1:57.873
12	23		Giles WARDLE		Caterham Seven	16:17.607	8	38.669	71.97	2:00.387
13	8		Nick FROST		Caterham Seven	16:23.972	8	45.034	71.50	1:56.845
14	40		Nigel GUEST		Caterham 7	16:29.096	8	50.158	71.13	2:01.561
15	38		Christopher AWCOCK		Caterham 7	16:31.446	8	52.508	70.96	2:01.888

NOT CLASSIFIED

15	Chris SKELTON		Caterham Seven	5:59.014	3	D.N.F.	73.49	1:56.901
----	----------------------	--	----------------	----------	---	--------	-------	----------

FASTEST LAP

2	Guy HALLEY		Caterham Seven	1:55.904	8	75.88mph	122.11kph
---	-------------------	--	----------------	----------	---	----------	-----------

Weather/Track: Cloudy/Dry

These results are provisional until the conclusion of any judicial and technical matters.

Rockingham Intl
Circuit Length = 2.4430 miles.
Start: 16:08 End: 16:23

Clerk of Course:	Stewards:	Timekeeper:
------------------	-----------	-------------

**BOOKATRACK.com Caterham Graduate Championship - Mega Graduate C
LAP CHART - RACE 6**

Lap 1			Lap 2			Lap 3			Lap 4			Lap 5		
No	Behind	Laptime	No	Behind	Laptime	No	Behind	Laptime	No	Behind	Laptime	No	Behind	Laptime
1		2:01.691	1		1:57.232	1		1:56.555	1		1:56.614	1		1:56.874
2	0.108	2:01.799	2	0.095	1:57.219	2	0.116	1:56.576	2	0.125	1:56.623	2	0.110	1:56.859
5	1.183	2:02.874	5	1.347	1:57.396	5	2.389	1:57.597	5	4.204	1:58.429	5	6.224	1:58.894
15	1.773	2:03.464	15	1.442	1:56.901	15	3.536	1:58.649	11	8.841	2:01.055	11	9.514	1:57.547
37	1.888	2:03.579	37	1.648	1:56.992	37	3.543	1:58.450	37	8.964	2:02.035	37	10.215	1:58.125
8	2.330	2:04.021	8	3.300	1:58.202	8	3.590	1:56.845	22	12.836	2:00.603	22	14.075	1:58.113
11	2.354	2:04.045	11	4.082	1:58.960	11	4.400	1:56.873	26	13.792	1:59.060	26	14.623	1:57.705
22	4.458	2:06.149	22	5.416	1:58.190	22	8.847	1:59.986	6	13.816	2:01.057	6	15.468	1:58.526
14	5.518	2:07.209	14	6.654	1:58.368	14	8.861	1:58.762	14	14.578	2:02.331	14	16.264	1:58.560
6	6.185	2:07.876	6	6.809	1:57.856	10	9.176	1:58.677	10	14.847	2:02.285	10	16.865	1:58.892
10	6.413	2:08.104	10	7.054	1:57.873	6	9.373	1:59.119	20	15.651	2:00.945	20	17.474	1:58.697
20	7.091	2:08.782	26	7.662	1:57.738	20	11.320	2:00.178	23	20.264	2:01.091	23	25.530	2:02.140
26	7.156	2:08.847	20	7.697	1:57.838	26	11.346	2:00.239	40	29.387	2:02.560	40	35.006	2:02.493
23	8.401	2:10.092	23	11.556	2:00.387	23	15.787	2:00.786	38	30.813	2:03.718	38	35.977	2:02.038
40	9.211	2:10.902	40	15.807	2:03.828	40	23.441	2:04.189	8	37.235	2:30.259	8	39.795	1:59.434
38	10.754	2:12.445	38	17.247	2:03.725	38	23.709	2:03.017						

Weather/Track: Cloudy/Dry

Rockingham Intl
Circuit Length = 2.4430 miles.
Start: 16:08 End: 16:23

BOOKATRACK.com Caterham Graduate Championship - Mega Graduate C LAP CHART - RACE 6

(contd.)

Lap 6			Lap 7			Lap 8			Lap 9			Lap 10		
No	Behind	Laptime	No	Behind	Laptime	No	Behind	Laptime	No	Behind	Laptime	No	Behind	Laptime
1		1:56.851	1		1:57.208	1		1:55.913						
2	0.152	1:56.893	2	0.135	1:57.191	2	0.126	1:55.904						
5	7.328	1:57.955	5	8.020	1:57.900	5	9.551	1:57.444						
11	9.816	1:57.153	11	9.675	1:57.067	11	10.305	1:56.543						
37	9.994	1:56.630	37	10.347	1:57.561	37	11.531	1:57.097						
22	17.353	2:00.129	26	19.674	1:59.460	22	22.954	1:59.066						
26	17.422	1:59.650	22	19.801	1:59.656	26	23.035	1:59.274						
6	17.606	1:58.989	10	21.626	1:59.576	6	24.244	1:58.223						
14	17.664	1:58.251	6	21.934	2:01.536	14	24.314	1:58.095						
10	19.258	1:59.244	14	22.132	2:01.676	20	29.116	2:02.652						
20	19.769	1:59.146	20	22.377	1:59.816	10	36.620	2:10.907						
23	29.904	2:01.225	23	34.101	2:01.405	23	38.669	2:00.481						
40	39.716	2:01.561	8	43.028	1:59.198	8	45.034	1:57.919						
38	41.014	2:01.888	40	44.395	2:01.887	40	50.158	2:01.676						
8	41.038	1:58.094	38	46.203	2:02.397	38	52.508	2:02.218						

Weather/Track: Cloudy/Dry

Rockingham Intl
Circuit Length = 2.4430 miles.
Start: 16:08 End: 16:23

BOOKATRACK.com Caterham Graduate Championship

QUALIFYING FOR RACE8

POS	NO	CL	NAME	NAT	ENTRY	TIME	LAPS	GAP	MPH
1	131		Garry KENNEDY		Caterham Seven	2:03.344	8		71.30
2	146		Charlie WATT		Caterham Seven	2:04.225	8	0.881	70.79
3	115		Andrew ADSHEAD		Caterham Seven	2:04.494	8	1.150	70.64
4	112		Rob DRAPER		Caterham Seven	2:04.599	8	1.255	70.58
5	105		Toby BRIANT		Caterham Seven	2:04.618	8	1.274	70.57
6	145		David PEARSON		Caterham Seven	2:05.172	8	1.828	70.26
7	108		Rob RUSSELL		Caterham Seven	2:05.445	8	2.101	70.10
8	122		Russell MELROSE		Caterham Seven	2:05.475	8	2.131	70.09
9	107		Graeme SMITH		Caterham Seven	2:05.506	8	2.162	70.07
10	133		Sean SOUTHWOOD		Caterham Seven	2:05.780	7	2.436	69.92
11	136		Mark GREGORY		Caterham Seven	2:06.405	8	3.061	69.57
12	140		John PENNINGTON		Caterham Seven	2:07.579	8	4.235	68.93
13	116		Kim RAYMENT		Caterham Seven	2:08.427	8	5.083	68.48
14	135		James HIRD		Caterham Seven	2:08.620	8	5.276	68.37
15	130		Simon BONSER		Caterham Seven	2:09.531	8	6.187	67.89
16	121		Darren GRAINGER		Caterham Seven	2:11.155	7	7.811	67.05
17	117		Sheila MARSHALL		Caterham Seven	2:11.217	7	7.873	67.02
18	137		Paul HARBACH		Caterham Seven	2:11.335	8	7.991	66.96

Weather/Track: Cloudy/Dry

These results are provisional until the conclusion of any judicial and technical matters.

Rockingham Intl
Circuit Length = 2.4430 miles.
Start: 11:43 End: 11:57

Clerk of Course:	Stewards:	Timekeeper:
------------------	-----------	-------------

**BOOKATRACK.com Caterham Graduate Championship
LAP ANALYSIS - QUALIFYING FOR RACE 8**

105	Toby BRIANT	Caterham Seven
1 - X:00.000	6 - 2:06.737	
2 - 2:05.754	7 - 2:04.618	
3 - 2:04.966	8 - 2:10.890	
4 - 2:04.647		
5 - 2:04.980		
107	Graeme SMITH	Caterham Seven
1 - X:00.000	6 - 2:07.930	
2 - 2:10.018	7 - 2:06.792	
3 - 2:08.418	8 - 2:05.506	
4 - 2:08.294		
5 - 2:07.761		
108	Rob RUSSELL	Caterham Seven
1 - X:00.000	6 - 2:06.121	
2 - 2:09.042	7 - 2:05.696	
3 - 2:06.121	8 - 2:05.445	
4 - 2:06.442		
5 - 2:07.177		
112	Rob DRAPER	Caterham Seven
1 - X:00.000	6 - 2:05.732	
2 - 2:07.077	7 - 2:04.691	
3 - 2:06.832	8 - 2:04.599	
4 - 2:05.786		
5 - 2:06.661		
115	Andrew ADSHEAD	Caterham Seven
1 - X:00.000	6 - 2:05.069	
2 - 2:05.960	7 - 2:05.125	
3 - 2:05.255	8 - 2:05.772	
4 - 2:05.219		
5 - 2:04.494		
116	Kim RAYMENT	Caterham Seven
1 - X:00.000	6 - 2:08.988	
2 - 2:10.468	7 - 2:08.427	
3 - 2:08.788	8 - 2:09.208	
4 - 2:09.842		
5 - 2:10.214		

Weather/Track: Cloudy/Dry

www.mstworld.com

Page 1 of 3

Rockingham Intl
Circuit Length = 2.4430 miles.
Start: 11:43 End: 11:57
Printed - 12:06 Saturday, 28 August 2004

BOOKATRACK.com Caterham Graduate Championship

LAP ANALYSIS - QUALIFYING FOR RACE 8

(contd.)

117	Sheila MARSHALL	Caterham Seven
1 - X:00.000	6 - 2:11.217	
2 - 2:21.059	7 - 2:11.611	
3 - 2:18.033		
4 - 2:13.694		
5 - 2:12.679		
121	Darren GRAINGER	Caterham Seven
1 - X:00.000	6 - 2:11.155	
2 - 2:14.180	7 - 2:13.316	
3 - 2:18.845		
4 - 2:13.745		
5 - 2:13.000		
122	Russell MELROSE	Caterham Seven
1 - X:00.000	6 - 2:05.671	
2 - 2:14.183	7 - 2:06.604	
3 - 2:06.456	8 - 2:05.706	
4 - 2:06.994		
5 - 2:05.475		
130	Simon BONSER	Caterham Seven
1 - X:00.000	6 - 2:09.957	
2 - 2:13.632	7 - 2:10.344	
3 - 2:09.531	8 - 2:10.205	
4 - 2:10.394		
5 - 2:10.438		
131	Garry KENNEDY	Caterham Seven
1 - X:00.000	6 - 2:04.018	
2 - 2:05.576	7 - 2:03.344	
3 - 2:04.116	8 - 2:03.512	
4 - 2:04.352		
5 - 2:04.219		
133	Sean SOUTHWOOD	Caterham Seven
1 - X:00.000	6 - 2:07.881	
2 - 2:09.543	7 - 2:06.293	
3 - 4:18.883		
4 - 2:07.577		
5 - 2:05.780		

Weather/Track: Cloudy/Dry

www.mstworld.com

Page 2 of 3

Rockingham Intl
 Circuit Length = 2.4430 miles.
 Start: 11:43 End: 11:57
 Printed - 12:06 Saturday, 28 August 2004

BOOKATRACK.com Caterham Graduate Championship LAP ANALYSIS - QUALIFYING FOR RACE 8

(contd.)

135	James HIRD	Caterham Seven
1 - X:00.000	6 - 2:09.798	
2 - 2:09.859	7 - 2:09.161	
3 - 2:08.620	8 - 2:09.512	
4 - 2:10.220		
5 - 2:10.077		
136	Mark GREGORY	Caterham Seven
1 - X:00.000	6 - 2:06.405	
2 - 2:10.207	7 - 2:06.864	
3 - 2:08.586	8 - 2:07.340	
4 - 2:07.149		
5 - 2:06.748		
137	Paul HARBACH	Caterham Seven
1 - X:00.000	6 - 2:12.843	
2 - 2:12.562	7 - 2:11.335	
3 - 2:14.812	8 - 2:12.393	
4 - 2:12.305		
5 - 2:11.653		
140	John PENNINGTON	Caterham Seven
1 - X:00.000	6 - 2:10.220	
2 - 2:09.329	7 - 2:09.918	
3 - 2:09.320	8 - 2:07.579	
4 - 2:10.748		
5 - 2:09.125		
145	David PEARSON	Caterham Seven
1 - X:00.000	6 - 2:06.125	
2 - 2:10.076	7 - 2:05.391	
3 - 2:08.217	8 - 2:05.172	
4 - 2:06.112		
5 - 2:06.961		
146	Charlie WATT	Caterham Seven
1 - X:00.000	6 - 2:04.723	
2 - 2:11.165	7 - 2:07.872	
3 - 2:08.144	8 - 2:04.225	
4 - 2:05.976		
5 - 2:05.191		


Weather/Track: Cloudy/Dry

www.mstworld.com

Page 3 of 3

Rockingham Intl
Circuit Length = 2.4430 miles.
Start: 11:43 End: 11:57
Printed - 12:06 Saturday, 28 August 2004

**BOOKATRACK.com Caterham Graduate Championship
GRID FOR RACE 8**

ROW 9	137	HARBACH	117	MARSHALL
ROW 8	121	GRAINGER	130	BONSER
ROW 7	135	HIRD	116	RAYMENT
ROW 6	140	PENNINGTON	136	GREGORY
ROW 5	133	SOUTHWOOD	107	SMITH
ROW 4	122	MELROSE	108	RUSSELL
ROW 3	145	PEARSON	105	BRIANT
ROW 2	112	DRAPER	115	ADSHEAD
ROW 1	146	WATT	131	KENNEDY
POLE				
				

Weather/Track: Cloudy/Dry

These results are provisional until the conclusion of any judicial and technical matters.

Rockingham Intl
Circuit Length = 2.4430 miles.
Start: 11:43 End: 11:57

Clerk of Course:

Stewards:

Timekeeper:

BOOKATRACK.com Caterham Graduate Championship

RACE 8 RESULT

POS	NO	CL	NAME	NAT	ENTRY	TIME	LAPS	GAP	MPH	BEST
1	112		Rob DRAPER		Caterham Seven	20:50.795	10		70.31	2:03.167
2	146		Charlie WATT		Caterham Seven	20:50.958	10	0.163	70.30	2:03.563
3	131		Garry KENNEDY		Caterham Seven	20:51.538	10	0.743	70.27	2:03.533
4	108		Rob RUSSELL		Caterham Seven	20:51.573	10	0.778	70.27	2:03.032
5	105		Toby BRIANT		Caterham Seven	20:51.832	10	1.037	70.25	2:03.144
6	115		Andrew ADSHEAD		Caterham Seven	20:52.680	10	1.885	70.20	2:03.754
7	122		Russell MELROSE		Caterham Seven	21:10.570	10	19.775	69.21	2:03.634
8	133		Sean SOUTHWOOD		Caterham Seven	21:26.640	10	35.845	68.35	2:04.544
9	140		John PENNINGTON		Caterham Seven	21:26.808	10	36.013	68.34	2:05.233
10	136		Mark GREGORY		Caterham Seven	21:27.424	10	36.629	68.31	2:05.499
11	145		David PEARSON		Caterham Seven	21:28.563	10	37.768	68.25	2:04.853
12	107		Graeme SMITH		Caterham Seven	21:28.887	10	38.092	68.23	2:06.026
13	116		Kim RAYMENT		Caterham Seven	21:29.145	10	38.350	68.22	2:06.663
14	135		James HIRD		Caterham Seven	21:29.768	10	38.973	68.18	2:06.431
15	130		Simon BONSER		Caterham Seven	21:45.835	10	55.040	67.35	2:09.154
16	121		Darren GRAINGER		Caterham Seven	21:46.122	10	55.327	67.33	2:08.156
17	117		Sheila MARSHALL		Caterham Seven	21:58.807	10	1:08.012	66.68	2:09.358
18	137		Paul HARBACH		Caterham Seven	22:14.807	10	1:24.012	65.88	2:10.242
FASTEST LAP										
108	Rob RUSSELL				Caterham Seven	2:03.032	5	71.48mph	115.04kph	

Weather/Track: Cloudy/Dry

These results are provisional until the conclusion of any judicial and technical matters.

Rockingham Intl
Circuit Length = 2.4430 miles.
Start: 17:10 End: 17:31

Clerk of Course:	Stewards:	Timekeeper:

**BOOKATRACK.com Caterham Graduate Championship
LAP CHART - RACE 8**

Lap 1			Lap 2			Lap 3			Lap 4			Lap 5		
No	Behind	Laptime	No	Behind	Laptime	No	Behind	Laptime	No	Behind	Laptime	No	Behind	Laptime
115		2:11.298	131		2:04.575	131		2:04.443	131		2:04.433	131		2:03.683
146	0.197	2:11.495	115	0.186	2:05.142	115	0.118	2:04.375	146	0.219	2:04.069	146	0.099	2:03.563
131	0.381	2:11.679	146	0.506	2:05.265	146	0.583	2:04.520	115	0.348	2:04.663	105	0.385	2:03.514
112	1.084	2:12.382	108	1.540	2:04.458	112	1.697	2:04.529	105	0.554	2:03.240	115	0.810	2:04.145
105	1.114	2:12.412	112	1.611	2:05.483	105	1.747	2:04.032	112	1.637	2:04.373	108	1.667	2:03.032
108	2.038	2:13.336	105	2.158	2:06.000	108	2.478	2:05.381	108	2.318	2:04.273	112	1.710	2:03.756
122	2.242	2:13.540	122	2.926	2:05.640	122	2.914	2:04.431	122	3.171	2:04.690	122	3.122	2:03.634
107	3.751	2:15.049	136	4.671	2:05.499	136	6.338	2:06.110	136	7.552	2:05.647	136	9.975	2:06.106
136	4.128	2:15.426	133	4.807	2:05.203	145	8.738	2:06.915	140	12.040	2:07.668	133	16.173	2:07.728
133	4.560	2:15.858	107	4.821	2:06.026	140	8.805	2:07.441	133	12.128	2:07.568	140	16.260	2:07.903
145	4.823	2:16.121	140	5.807	2:05.713	107	8.832	2:08.454	107	13.743	2:09.344	145	17.557	2:05.651
140	5.050	2:16.348	145	6.266	2:06.399	133	8.993	2:08.629	135	13.847	2:07.748	107	17.990	2:07.930
135	6.537	2:17.835	135	8.544	2:06.963	135	10.532	2:06.431	145	15.589	2:11.284	135	18.750	2:08.586
116	6.552	2:17.850	116	9.389	2:07.793	116	13.113	2:08.167	116	16.262	2:07.582	116	19.242	2:06.663
121	7.262	2:18.560	130	11.557	2:09.171	130	16.604	2:09.490	130	21.616	2:09.445	130	27.443	2:09.510
130	7.342	2:18.640	121	13.522	2:11.216	121	18.562	2:09.483	121	22.987	2:08.858	121	29.261	2:09.957
137	9.128	2:20.426	137	15.077	2:10.905	137	22.119	2:11.485	137	28.454	2:10.768	137	35.130	2:10.359
117	11.698	2:22.996	117	17.412	2:10.670	117	23.401	2:10.432	117	29.557	2:10.589	117	35.232	2:09.358

Weather/Track: Cloudy/Dry

Rockingham Intl
Circuit Length = 2.4430 miles.
Start: 17:10 End: 17:31

**BOOKATRACK.com Caterham Graduate Championship
LAP CHART - RACE 8**

(contd.)

Lap 6			Lap 7			Lap 8			Lap 9			Lap 10		
No	Behind	Laptime	No	Behind	Laptime	No	Behind	Laptime	No	Behind	Laptime	No	Behind	Laptime
105		2:03.709	105		2:05.067	108		2:04.629	146		2:03.584	112		2:04.341
131	0.040	2:04.134	108	0.040	2:03.536	146	0.076	2:04.448	108	0.114	2:03.774	146	0.163	2:04.655
146	0.158	2:04.153	146	0.297	2:05.206	105	0.352	2:05.021	112	0.151	2:03.167	131	0.743	2:03.533
115	0.801	2:04.085	131	0.336	2:05.363	112	0.644	2:04.686	131	1.702	2:04.611	108	0.778	2:05.156
108	1.571	2:03.998	115	0.574	2:04.840	131	0.751	2:05.084	105	2.385	2:05.693	105	1.037	2:03.144
112	1.809	2:04.193	112	0.627	2:03.885	115	1.410	2:05.505	115	2.623	2:04.873	115	1.885	2:03.754
122	4.123	2:05.095	122	3.636	2:04.580	122	3.613	2:04.646	122	4.274	2:04.321	122	19.775	2:19.993
136	16.305	2:10.424	136	18.820	2:07.582	136	24.417	2:10.266	136	30.339	2:09.582	133	35.845	2:09.760
133	19.413	2:07.334	133	18.890	2:04.544	140	24.467	2:09.303	133	30.577	2:09.720	140	36.013	2:09.811
140	19.667	2:07.501	140	19.833	2:05.233	133	24.517	2:10.296	140	30.694	2:09.887	136	36.629	2:10.782
145	22.342	2:08.879	145	24.337	2:07.062	145	24.521	2:04.853	107	31.499	2:08.896	145	37.768	2:10.668
107	22.347	2:08.451	107	24.744	2:07.464	107	26.263	2:06.188	116	31.578	2:07.000	107	38.092	2:11.085
135	22.664	2:08.008	116	25.880	2:07.236	116	28.238	2:07.027	145	31.592	2:10.731	116	38.350	2:11.264
116	23.711	2:08.563	135	25.950	2:08.353	135	28.432	2:07.151	135	32.673	2:07.901	135	38.973	2:10.792
130	32.503	2:09.154	130	37.399	2:09.963	130	42.176	2:09.446	130	48.743	2:10.227	130	55.040	2:10.789
121	34.641	2:09.474	121	38.863	2:09.289	121	42.350	2:08.156	121	49.270	2:10.580	121	55.327	2:10.549
117	43.595	2:12.457	117	49.104	2:10.576	117	54.527	2:10.092	117	1:00.762	2:09.895	117	1:08.012	2:11.742
137	44.053	2:13.017	137	49.433	2:10.447	137	55.006	2:10.242	137	1:10.377	2:19.031	137	1:24.012	2:18.127

Weather/Track: Cloudy/Dry

Rockingham Intl
Circuit Length = 2.4430 miles.
Start: 17:10 End: 17:31