



# BARC CHAMPIONSHIP RACEDAY

MALLORY PARK

27th JUNE 2004



Results Provided by MST Sports Timing Ltd  
[www.mstworld.com](http://www.mstworld.com)

# Universal Racing Services Classic Formula Ford 1

## QUALIFYING - Race 1

POS	NO	CL	NAME	NAT	ENTRY	TIME	LAPS	GAP	MPH
1	99	B	Mac MCKILLOP		Royale RP 26	50.086	12		97.03
2	9	B	David PENLINGTON		Royale RP 26	50.541	18	0.455	96.16
3	5	B	Simon DAVEY		Van Diemen RF 81	50.715	17	0.629	95.83
4	77	B	Paul WALTON		Crossle 25F	50.744	17	0.658	95.77
5	7	B	Jon NASH		Van Diemen RF 80	50.943	16	0.857	95.40
6	69	A	Dave LOWE		Lotus 69	51.067	17	0.981	95.16
7	37	B	Anthony WILLS		Royale RP21	51.287	17	1.201	94.76
8	32	B	David MALPAS		Van Diemen RF 78	51.547	17	1.461	94.28
9	20	B	Richard SHELTON		Crossle 25F	51.603	17	1.517	94.18
10	41	B	Neil MARSHALL		Van Diemen RF 78	51.910	17	1.824	93.62
11	65	A	Peter DENHAM		Merlyn IIA	52.063	16	1.977	93.34
12	24	A	Steve BRADLEY		Jamun T3	52.156	12	2.070	93.18
13	12	A	Ian MILLWARD		Dulon MP 15	52.219	17	2.133	93.07
14	11	A	Keith WARD		Jomic Mk 2A	52.515	16	2.429	92.54
15	30	A	Stephen COLLYER		Dulon MP 15	52.526	16	2.440	92.52
16	79	B	Rick MOWSER		Van Diemen RF 79	52.589	16	2.503	92.41
17	17	B	Jeff PALMER		Royale RP 26	52.817	17	2.731	92.01
18	51	A	Albert CLEMENTS		Lotus 51	53.017	17	2.931	91.66
19	22	B	Michael WHITEHEAD		Van Diemen RF 78	53.177	16	3.091	91.39
20	31	B	Oliver ROBINSON		Royale RP 26	53.285	15	3.199	91.20
21	81	B	John HESP		Royale RP 26	53.771	16	3.685	90.38
22	34	B	Colin WILLIAMS		P.R.S RH01	54.046	16	3.960	89.92
23	92	B	Michael VALENTINE		Elden Mk 24	56.932	15	6.846	85.36
24	55	B	Ian MASH		PRS RH01	57.605	15	7.519	84.36
25	23	B	Simon MERRIMAN		PRS RH02	58.848	14	8.762	82.58
26	80	B	Robert BOYER		Van Diemen RF 81	1:03.910	2	13.824	76.04

Car 37 Please Fit Transponder

Weather/Track - Bright/Dry

These results are provisional until the conclusion of any judicial and technical matters.

Mallory Park

Circuit Length = 1.3500 miles.

Start: 09:31 End: 09:46

Clerk of Course:	Stewards:	Timekeeper:
------------------	-----------	-------------

# Universal Racing Services Classic Formula Ford 1

## GRID - Race 1

ROW 13	58.848 23 MERRIMAN	1:03.910 80 BOYER
ROW 12	56.932 92 VALENTINE	57.605 55 MASH
ROW 11	53.771 81 HESP	54.046 34 WILLIAMS
ROW 10	53.177 22 WHITEHEAD	53.285 31 ROBINSON
ROW 9	52.817 17 PALMER	53.017 51 CLEMENTS
ROW 8	52.526 30 COLLYER	52.589 79 MOWSER
ROW 7	52.219 12 MILLWARD	52.515 11 WARD
ROW 6	52.063 65 DENHAM	52.156 24 BRADLEY
ROW 5	51.603 20 SHELTON	51.910 41 MARSHALL
ROW 4	51.287 37 WILLS	51.547 32 MALPAS
ROW 3	50.943 7 NASH	51.067 69 LOWE
ROW 2	50.715 5 DAVEY	50.744 77 WALTON
ROW 1	50.086 99 MCKILLOP	50.541 9 PENLINGTON

**POLE**

**Car 37 Please Fit Transponder**

**Weather/Track - Bright/Dry**

**These results are provisional until the conclusion of any judicial and technical matters.**

Mallory Park

Circuit Length = 1.3500 miles.

Start: 09:31 End: 09:46

Clerk of Course:	Stewards:	Timekeeper:
------------------	-----------	-------------

# Universal Racing Services Classic Formula Ford 1

## LAP ANALYSIS

<b>5</b>	<b>Simon DAVEY</b>	Van Diemen RF 81					
1 -	7:36.631	6 -	59.121	11 -	51.749	16 -	1:05.667
2 -	52.381	7 -	50.938	12 -	<b>50.715</b>	17 -	51.282
3 -	53.543	8 -	51.261	13 -	51.445		
4 -	54.907	9 -	51.227	14 -	50.936		
5 -	51.013	10 -	53.302	15 -	51.364		
<b>7</b>	<b>Jon NASH</b>	Van Diemen RF 80					
1 -	8:24.929	6 -	52.973	11 -	52.036	16 -	52.133
2 -	57.438	7 -	52.797	12 -	51.153		
3 -	56.206	8 -	51.775	13 -	<b>50.943</b>		
4 -	53.256	9 -	51.386	14 -	50.968		
5 -	56.581	10 -	51.871	15 -	52.176		
<b>9</b>	<b>David PENLINGTON</b>	Royale RP 26					
1 -	7:33.246	6 -	53.897	11 -	51.165	16 -	51.310
2 -	53.999	7 -	51.139	12 -	50.908	17 -	51.731
3 -	53.161	8 -	50.609	13 -	50.767	18 -	51.881
4 -	54.693	9 -	50.864	14 -	50.871		
5 -	51.125	10 -	52.523	15 -	<b>50.541</b>		
<b>11</b>	<b>Keith WARD</b>	Jomic Mk 2A					
1 -	8:24.365	6 -	52.996	11 -	<b>52.515</b>	16 -	57.464
2 -	54.939	7 -	52.550	12 -	52.710		
3 -	59.519	8 -	56.578	13 -	53.210		
4 -	54.805	9 -	54.536	14 -	53.192		
5 -	55.985	10 -	53.270	15 -	57.206		
<b>12</b>	<b>Ian MILLWARD</b>	Dulon MP 15					
1 -	7:50.259	6 -	53.047	11 -	<b>52.219</b>	16 -	53.023
2 -	55.683	7 -	53.267	12 -	52.457	17 -	52.297
3 -	53.672	8 -	52.392	13 -	52.681		
4 -	53.707	9 -	52.497	14 -	52.785		
5 -	55.222	10 -	52.332	15 -	52.540		
<b>17</b>	<b>Jeff PALMER</b>	Royale RP 26					
1 -	7:53.118	6 -	54.030	11 -	54.401	16 -	54.279
2 -	57.387	7 -	53.747	12 -	53.225	17 -	53.052
3 -	56.535	8 -	54.733	13 -	<b>52.817</b>		
4 -	54.991	9 -	53.276	14 -	54.522		
5 -	53.639	10 -	53.324	15 -	53.457		
<b>20</b>	<b>Richard SHELTON</b>	Crossle 25F					
1 -	7:33.071	6 -	1:00.023	11 -	52.339	16 -	51.984
2 -	55.679	7 -	54.311	12 -	51.773	17 -	51.795
3 -	54.698	8 -	51.845	13 -	52.074		
4 -	57.978	9 -	52.119	14 -	51.695		
5 -	53.573	10 -	53.554	15 -	<b>51.603</b>		

# Universal Racing Services Classic Formula Ford 1 LAP ANALYSIS

(contd.)

<b>22</b>	<b>Michael WHITEHEAD</b>	Van Diemen RF 78					
1 -	8:08.996	6 -	54.544	11 -	55.319	16 -	53.240
2 -	57.359	7 -	54.852	12 -	55.537		
3 -	55.314	8 -	54.629	13 -	<b>53.177</b>		
4 -	56.214	9 -	58.207	14 -	53.707		
5 -	57.227	10 -	55.657	15 -	55.515		
<b>23</b>	<b>Simon MERRIMAN</b>	PRS RH02					
1 -	8:44.462	6 -	1:05.181	11 -	58.917		
2 -	1:10.241	7 -	1:02.067	12 -	<b>58.848</b>		
3 -	1:07.780	8 -	1:00.098	13 -	1:01.626		
4 -	1:11.356	9 -	1:00.071	14 -	59.297		
5 -	1:06.716	10 -	1:00.083				
<b>24</b>	<b>Steve BRADLEY</b>	Jamun T3					
1 -	7:41.733	6 -	56.356	11 -	52.603		
2 -	53.950	7 -	5:20.837	12 -	<b>52.156</b>		
3 -	53.129	8 -	52.620				
4 -	53.883	9 -	52.358				
5 -	53.593	10 -	52.340				
<b>30</b>	<b>Stephen COLLYER</b>	Dulon MP 15					
1 -	8:24.251	6 -	54.103	11 -	53.253	16 -	<b>52.526</b>
2 -	1:07.496	7 -	56.036	12 -	52.794		
3 -	59.892	8 -	53.237	13 -	53.627		
4 -	1:00.808	9 -	53.171	14 -	54.267		
5 -	56.176	10 -	53.293	15 -	53.789		
<b>31</b>	<b>Oliver ROBINSON</b>	Royale RP 26					
1 -	8:00.778	6 -	54.347	11 -	<b>53.285</b>		
2 -	58.677	7 -	54.283	12 -	53.594		
3 -	56.206	8 -	54.361	13 -	53.330		
4 -	56.107	9 -	53.891	14 -	53.519		
5 -	54.970	10 -	54.005	15 -	54.579		
<b>32</b>	<b>David MALPAS</b>	Van Diemen RF 78					
1 -	7:58.809	6 -	53.245	11 -	51.819	16 -	53.144
2 -	54.376	7 -	52.966	12 -	52.975	17 -	<b>51.547</b>
3 -	54.406	8 -	52.462	13 -	51.654		
4 -	53.274	9 -	52.195	14 -	52.571		
5 -	52.728	10 -	52.358	15 -	51.731		
<b>34</b>	<b>Colin WILLIAMS</b>	P.R.S RH01					
1 -	8:10.749	6 -	55.237	11 -	54.431	16 -	55.361
2 -	59.520	7 -	54.796	12 -	54.193		
3 -	57.508	8 -	55.149	13 -	55.264		
4 -	57.269	9 -	54.881	14 -	54.400		
5 -	1:04.248	10 -	<b>54.046</b>	15 -	54.315		

# Universal Racing Services Classic Formula Ford 1 LAP ANALYSIS

(contd.)

<b>37</b>	<b>Anthony WILLS</b>	Royale RP21					
1 -	7:40.030	6 -	54.274	11 -	51.445	16 -	51.889
2 -	55.067	7 -	52.902	12 -	51.403	17 -	55.795
3 -	53.147	8 -	51.594	13 -	51.496		
4 -	53.860	9 -	<b>51.287</b>	14 -	51.511		
5 -	53.039	10 -	51.517	15 -	51.591		
<b>41</b>	<b>Neil MARSHALL</b>	Van Diemen RF 78					
1 -	8:02.652	6 -	53.150	11 -	52.756	16 -	52.949
2 -	57.299	7 -	55.042	12 -	52.522	17 -	53.680
3 -	54.323	8 -	53.222	13 -	<b>51.910</b>		
4 -	53.812	9 -	52.610	14 -	53.096		
5 -	53.107	10 -	53.215	15 -	52.003		
<b>51</b>	<b>Albert CLEMENTS</b>	Lotus 51					
1 -	7:44.372	6 -	54.762	11 -	54.104	16 -	53.795
2 -	58.199	7 -	54.031	12 -	54.315	17 -	54.067
3 -	56.159	8 -	54.469	13 -	53.262		
4 -	55.701	9 -	53.517	14 -	53.636		
5 -	55.044	10 -	54.045	15 -	<b>53.017</b>		
<b>55</b>	<b>Ian MASH</b>	PRS RH01					
1 -	8:08.627	6 -	1:00.389	11 -	1:00.158		
2 -	1:08.742	7 -	1:01.009	12 -	<b>57.605</b>		
3 -	1:09.417	8 -	58.322	13 -	58.227		
4 -	1:04.355	9 -	58.912	14 -	1:00.243		
5 -	1:02.087	10 -	1:00.104	15 -	58.943		
<b>65</b>	<b>Peter DENHAM</b>	Merlyn IIA					
1 -	8:25.430	6 -	53.265	11 -	53.243	16 -	52.423
2 -	56.609	7 -	53.721	12 -	55.678		
3 -	55.283	8 -	53.697	13 -	53.716		
4 -	53.147	9 -	<b>52.063</b>	14 -	52.660		
5 -	57.335	10 -	52.591	15 -	52.756		
<b>69</b>	<b>Dave LOWE</b>	Lotus 69					
1 -	7:39.393	6 -	54.185	11 -	51.585	16 -	52.023
2 -	54.607	7 -	51.107	12 -	51.262	17 -	51.352
3 -	52.824	8 -	51.910	13 -	51.912		
4 -	54.788	9 -	<b>51.067</b>	14 -	51.520		
5 -	52.230	10 -	51.743	15 -	52.105		
<b>77</b>	<b>Paul WALTON</b>	Crossle 25F					
1 -	7:34.441	6 -	1:01.862	11 -	51.111	16 -	51.456
2 -	54.427	7 -	52.085	12 -	51.335	17 -	51.104
3 -	54.231	8 -	51.240	13 -	52.081		
4 -	1:03.552	9 -	<b>50.744</b>	14 -	50.956		
5 -	51.859	10 -	52.217	15 -	50.752		

# Universal Racing Services Classic Formula Ford 1 LAP ANALYSIS

(contd.)

<b>79</b>	<b>Rick MOWSER</b>	Van Diemen RF 79					
1 -	7:52.486	6 -	54.740	11 -	53.471	16 -	52.992
2 -	58.798	7 -	57.432	12 -	53.485		
3 -	57.820	8 -	56.648	13 -	<b>52.589</b>		
4 -	55.033	9 -	56.878	14 -	56.554		
5 -	55.159	10 -	54.515	15 -	53.429		
<b>80</b>	<b>Robert BOYER</b>	Van Diemen RF 81					
1 -	8:29.205						
2 -	<b>1:03.910</b>						
<b>81</b>	<b>John HESP</b>	Royale RP 26					
1 -	8:16.170	6 -	56.451	11 -	54.815	16 -	55.258
2 -	1:02.100	7 -	55.588	12 -	54.298		
3 -	1:00.022	8 -	55.533	13 -	<b>53.771</b>		
4 -	58.656	9 -	54.310	14 -	54.013		
5 -	56.433	10 -	54.819	15 -	54.779		
<b>92</b>	<b>Michael VALENTINE</b>	Elden Mk 24					
1 -	8:02.082	6 -	58.140	11 -	57.607		
2 -	58.941	7 -	58.407	12 -	<b>56.932</b>		
3 -	57.066	8 -	59.301	13 -	57.665		
4 -	58.997	9 -	58.775	14 -	57.214		
5 -	57.841	10 -	57.645	15 -	57.647		
<b>99</b>	<b>Mac MCKILLOP</b>	Royale RP 26					
1 -	7:54.369	6 -	55.969	11 -	<b>50.086</b>		
2 -	54.784	7 -	57.001	12 -	55.756		
3 -	56.100	8 -	55.715				
4 -	56.838	9 -	56.397				
5 -	55.712	10 -	1:02.554				

# BARC Westfield Sportscar Championship iaw Avon Tyres

## QUALIFYING - Race 2

POS	NO	CL	NAME	NAT	ENTRY	TIME	LAPS	GAP	MPH
1	2		Bill LANCASHIRE		Westfield SEi Zetec	50.782	17		95.70
2	4		Nick FLOWERS		Westfield SEi Zetec	51.149	17	0.367	95.01
3	3		Keith SCARFE		Westfield SEi Zetec	51.322	17	0.540	94.69
4	99		Jim BICKLEY		Westfield SEi Zetec	51.785	17	1.003	93.85
5	13		Quentin LAITHWAITE		Westfield SEi Zetec	51.792	17	1.010	93.83
6	5		Stephen HALL		Westfield SEi Zetec	51.894	17	1.112	93.65
7	14		Richard KERSHAW		Westfield SEi Zetec	52.087	17	1.305	93.30
8	28		Jonathan HAWKINS		Westfield SEi Zetec	52.136	17	1.354	93.21
9	69		Jeff DAVIES		Westfield SEi Zetec	52.210	17	1.428	93.08
10	6		Chris DAVISON		Westfield SEi	52.247	17	1.465	93.02
11	11		Peter CHATTIN		Westfield SEi Zetec	52.280	16	1.498	92.96
12	31		Oliver CRAWFORD		Westfield SEi Zetec	52.433	17	1.651	92.69
13	42		Brian SMALL		Westfield SEi Zetec	52.715	17	1.933	92.19
14	21		Andy MOWBRAY		Westfield SE Zetec	53.069	17	2.287	91.57
15	18		Michael ELLIS		Westfield SEi Zetec	53.342	16	2.560	91.11
16	71		Martin GARTSIDE		Westfield SEi Zetec	53.628	16	2.846	90.62
17	9		Derek BROOKS		Westfield SEi Zetec	53.849	16	3.067	90.25
18	8		Paul ROUND		Westfield SEi Zetec	53.957	16	3.175	90.07
19	25		Jon MORTON		Westfield SEi Zetec	54.006	16	3.224	89.99
20	36		Jon CHAPPELL		Westfield SEi Zetec	54.845	16	4.063	88.61
21	19		Ian TREVOR		Westfield SEi Zetec	55.888	15	5.106	86.96

Car 14 Please Fit Transponder

Weather/Track - Cloudy/Dry

These results are provisional until the conclusion of any judicial and technical matters.

Mallory Park

Circuit Length = 1.3500 miles.

Start: 10:00 End: 10:14


Clerk of Course:	Stewards:	Timekeeper:
------------------	-----------	-------------

# BARC Westfield Sportscar Championship iaw Avon Tyres

## GRID - Race 2

ROW 11	55.888 19 TREVOR	
ROW 10	54.006 25 MORTON	54.845 36 CHAPPELL
ROW 9	53.849 9 BROOKS	53.957 8 ROUND
ROW 8	53.342 18 ELLIS	53.628 71 GARTSIDE
ROW 7	52.715 42 SMALL	53.069 21 MOWBRAY
ROW 6	52.280 11 CHATTIN	52.433 31 CRAWFORD
ROW 5	52.210 69 DAVIES	52.247 6 DAVISON
ROW 4	52.087 14 KERSHAW	52.136 28 HAWKINS
ROW 3	51.792 13 LAITHWAITE	51.894 5 HALL
ROW 2	51.322 3 SCARFE	51.785 99 BICKLEY
ROW 1	50.782 2 LANCASHIRE	51.149 4 FLOWERS

**POLE**



**Car 14 Please Fit Transponder**

**Weather/Track - Cloudy/Dry**

**These results are provisional until the conclusion of any judicial and technical matters.**

Mallory Park

Circuit Length = 1.3500 miles.

Start: 10:00 End: 10:14

Clerk of Course:	Stewards:	Timekeeper:
------------------	-----------	-------------

## BARC Westfield Sportscar Championship iaw Avon Tyres LAP ANALYSIS

<b>2</b>	<b>Bill LANCASHIRE</b>	Westfield SEi Zetec					
1 -	X:00.000	6 -	50.896	11 -	51.269	16 -	51.402
2 -	52.013	7 -	<b>50.782</b>	12 -	51.353	17 -	51.636
3 -	51.152	8 -	52.603	13 -	51.490		
4 -	50.895	9 -	51.973	14 -	51.358		
5 -	50.809	10 -	51.005	15 -	51.561		
<b>3</b>	<b>Keith SCARFE</b>	Westfield SEi Zetec					
1 -	X:00.000	6 -	51.919	11 -	52.058	16 -	51.789
2 -	54.144	7 -	52.028	12 -	51.753	17 -	52.695
3 -	52.348	8 -	51.919	13 -	51.847		
4 -	51.692	9 -	<b>51.322</b>	14 -	51.693		
5 -	51.683	10 -	51.456	15 -	51.613		
<b>4</b>	<b>Nick FLOWERS</b>	Westfield SEi Zetec					
1 -	X:00.000	6 -	51.285	11 -	<b>51.149</b>	16 -	52.046
2 -	55.624	7 -	51.307	12 -	55.538	17 -	51.510
3 -	53.141	8 -	52.030	13 -	52.039		
4 -	52.334	9 -	51.886	14 -	55.930		
5 -	52.337	10 -	51.575	15 -	51.570		
<b>5</b>	<b>Stephen HALL</b>	Westfield SEi Zetec					
1 -	X:00.000	6 -	53.378	11 -	53.484	16 -	<b>51.894</b>
2 -	53.919	7 -	53.481	12 -	53.829	17 -	59.168
3 -	53.926	8 -	52.296	13 -	52.472		
4 -	53.784	9 -	53.157	14 -	52.973		
5 -	53.241	10 -	52.882	15 -	52.420		
<b>6</b>	<b>Chris DAVISON</b>	Westfield SEi					
1 -	X:00.000	6 -	52.734	11 -	52.651	16 -	54.118
2 -	54.279	7 -	52.528	12 -	52.386	17 -	52.918
3 -	53.299	8 -	52.446	13 -	52.523		
4 -	52.777	9 -	52.686	14 -	52.632		
5 -	52.824	10 -	<b>52.247</b>	15 -	53.586		
<b>8</b>	<b>Paul ROUND</b>	Westfield SEi Zetec					
1 -	X:00.000	6 -	54.566	11 -	55.600	16 -	55.098
2 -	59.004	7 -	55.930	12 -	53.988		
3 -	57.285	8 -	54.701	13 -	55.982		
4 -	56.798	9 -	55.047	14 -	54.714		
5 -	56.846	10 -	54.700	15 -	<b>53.957</b>		
<b>9</b>	<b>Derek BROOKS</b>	Westfield SEi Zetec					
1 -	X:00.000	6 -	54.537	11 -	54.033	16 -	54.531
2 -	57.332	7 -	55.946	12 -	<b>53.849</b>		
3 -	56.591	8 -	53.933	13 -	54.530		
4 -	56.479	9 -	56.674	14 -	54.887		
5 -	58.752	10 -	55.170	15 -	54.049		

# BARC Westfield Sportscar Championship iaw Avon Tyres LAP ANALYSIS

(contd.)

<b>11</b>	<b>Peter CHATTIN</b>	Westfield SEi Zetec					
1 -	X:00.000	6 -	53.349	11 -	52.689	16 -	53.150
2 -	55.728	7 -	53.412	12 -	53.434		
3 -	1:00.135	8 -	53.545	13 -	53.056		
4 -	53.547	9 -	<b>52.280</b>	14 -	52.835		
5 -	56.386	10 -	52.511	15 -	53.611		
<b>13</b>	<b>Quentin LAITHWAITE</b>	Westfield SEi Zetec					
1 -	X:00.000	6 -	53.446	11 -	52.931	16 -	53.480
2 -	55.318	7 -	52.515	12 -	52.259	17 -	52.996
3 -	53.370	8 -	52.265	13 -	52.421		
4 -	53.634	9 -	52.465	14 -	53.022		
5 -	52.955	10 -	<b>51.792</b>	15 -	52.138		
<b>14</b>	<b>Richard KERSHAW</b>	Westfield SEi Zetec					
1 -	X:00.000	6 -	52.700	11 -	52.803	16 -	<b>52.087</b>
2 -	54.968	7 -	52.951	12 -	53.152	17 -	53.096
3 -	54.068	8 -	52.596	13 -	53.123		
4 -	53.053	9 -	53.002	14 -	53.008		
5 -	53.152	10 -	52.319	15 -	53.545		
<b>18</b>	<b>Michael ELLIS</b>	Westfield SEi Zetec					
1 -	X:00.000	6 -	54.146	11 -	<b>53.342</b>	16 -	54.242
2 -	57.308	7 -	54.391	12 -	53.663		
3 -	56.383	8 -	54.112	13 -	56.580		
4 -	56.463	9 -	57.431	14 -	54.787		
5 -	58.963	10 -	54.798	15 -	54.237		
<b>19</b>	<b>Ian TREVOR</b>	Westfield SEi Zetec					
1 -	X:00.000	6 -	1:43.374	11 -	56.181		
2 -	1:00.693	7 -	58.292	12 -	57.488		
3 -	59.661	8 -	57.970	13 -	<b>55.888</b>		
4 -	57.999	9 -	57.688	14 -	56.197		
5 -	1:01.397	10 -	56.319	15 -	57.682		
<b>21</b>	<b>Andy MOWBRAY</b>	Westfield SE Zetec					
1 -	X:00.000	6 -	54.550	11 -	53.674	16 -	53.608
2 -	56.298	7 -	<b>53.069</b>	12 -	53.312	17 -	54.288
3 -	54.246	8 -	53.386	13 -	54.192		
4 -	53.894	9 -	54.897	14 -	54.236		
5 -	53.995	10 -	53.278	15 -	53.355		
<b>25</b>	<b>Jon MORTON</b>	Westfield SEi Zetec					
1 -	X:00.000	6 -	55.714	11 -	54.300	16 -	56.034
2 -	58.768	7 -	55.400	12 -	54.229		
3 -	57.042	8 -	56.400	13 -	54.195		
4 -	1:06.420	9 -	54.730	14 -	55.704		
5 -	1:03.721	10 -	<b>54.006</b>	15 -	55.709		

# BARC Westfield Sportscar Championship iaw Avon Tyres LAP ANALYSIS

(contd.)

<b>28</b>	<b>Jonathan HAWKINS</b>	Westfield SEi Zetec					
1 -	X:00.000	6 -	52.448	11 -	52.535	16 -	52.140
2 -	56.389	7 -	52.489	12 -	53.044	17 -	52.822
3 -	53.460	8 -	52.357	13 -	53.251		
4 -	53.484	9 -	53.145	14 -	52.687		
5 -	52.769	10 -	53.129	15 -	<b>52.136</b>		
<b>31</b>	<b>Oliver CRAWFORD</b>	Westfield SEi Zetec					
1 -	X:00.000	6 -	52.664	11 -	52.804	16 -	53.287
2 -	53.142	7 -	53.102	12 -	<b>52.433</b>	17 -	52.933
3 -	52.662	8 -	52.660	13 -	52.552		
4 -	52.655	9 -	52.847	14 -	55.024		
5 -	52.653	10 -	52.441	15 -	53.316		
<b>36</b>	<b>Jon CHAPPELL</b>	Westfield SEi Zetec					
1 -	X:00.000	6 -	56.533	11 -	56.450	16 -	55.500
2 -	58.959	7 -	56.710	12 -	56.445		
3 -	57.898	8 -	57.032	13 -	55.678		
4 -	57.845	9 -	56.932	14 -	55.548		
5 -	1:00.502	10 -	<b>54.845</b>	15 -	1:00.012		
<b>42</b>	<b>Brian SMALL</b>	Westfield SEi Zetec					
1 -	X:00.000	6 -	54.250	11 -	52.753	16 -	55.617
2 -	56.348	7 -	53.049	12 -	53.318	17 -	53.767
3 -	54.135	8 -	<b>52.715</b>	13 -	53.119		
4 -	53.537	9 -	54.574	14 -	52.811		
5 -	53.345	10 -	53.872	15 -	52.973		
<b>69</b>	<b>Jeff DAVIES</b>	Westfield SEi Zetec					
1 -	X:00.000	6 -	52.875	11 -	52.428	16 -	53.385
2 -	55.416	7 -	53.374	12 -	<b>52.210</b>	17 -	53.670
3 -	54.471	8 -	52.746	13 -	52.382		
4 -	52.789	9 -	52.667	14 -	52.633		
5 -	52.375	10 -	52.308	15 -	52.318		
<b>71</b>	<b>Martin GARTSIDE</b>	Westfield SEi Zetec					
1 -	X:00.000	6 -	54.179	11 -	53.891	16 -	1:10.170
2 -	59.315	7 -	53.896	12 -	54.594		
3 -	55.910	8 -	54.267	13 -	53.765		
4 -	56.003	9 -	53.825	14 -	<b>53.628</b>		
5 -	54.074	10 -	54.172	15 -	54.179		
<b>99</b>	<b>Jim BICKLEY</b>	Westfield SEi Zetec					
1 -	X:00.000	6 -	52.096	11 -	52.913	16 -	54.382
2 -	53.613	7 -	52.081	12 -	52.712	17 -	54.952
3 -	52.239	8 -	54.093	13 -	54.391		
4 -	52.205	9 -	54.907	14 -	52.103		
5 -	<b>51.785</b>	10 -	52.572	15 -	53.815		

# Kumho BMW Championship

## QUALIFYING - Race 3

POS	NO	CL	NAME	NAT	ENTRY	TIME	LAPS	GAP	MPH
1	3	A	Martyn BELL		BMW M3 E46	51.257	17		94.81
2	17	A	Rick KERRY		BMW M5	52.014	16	0.757	93.43
3	7	A	Don GRICE		BMW E36 M3	52.474	17	1.217	92.61
4	11	A	Mark GRADY		BMW M3	52.481	8	1.224	92.60
5	30	B	Richard MALLINSON		BMW E30 M3	52.733	13	1.476	92.16
6	15	A	James MCALLISTER		BMW M3 E36	52.917	14	1.660	91.84
7	6	A	Colin WHITMORE		BMW E36 M3	53.233	16	1.976	91.29
8	35	B	Giovanni DI GENNARO		BMW E30 M3	53.794	14	2.537	90.34
9	28	B	Carolyn BARKER		BMW E30	53.929	14	2.672	90.11
10	14	A	Scott GRANT		BMW E36 M3 Evo	54.272	10	3.015	89.54
11	23	B	Evelyne BUANIC		BMW M3	54.533	16	3.276	89.12
12	38	B	James COOK		BMW E30 M3	54.948	12	3.691	88.44
13	61	D	Stuart LAWS		BMW 325 E30	54.965	14	3.708	88.42
14	69	D	Terry TRUST		BMW 325i	1:00.377	14	9.120	80.49

Cars 15 and 17 Please Fit Transponder

Weather/Track - Cloudy/Dry

These results are provisional until the conclusion of any judicial and technical matters.

Mallory Park

Circuit Length = 1.3500 miles.

Start: 10:20 End: 10:35


Clerk of Course:	Stewards:	Timekeeper:
------------------	-----------	-------------

# Kumho BMW Championship

## GRID - Race 3

ROW 7	54.965 61 LAWS	1:00.377 69 TRUST
ROW 6	54.533 23 BUANIC	54.948 38 COOK
ROW 5	53.929 28 BARKER	54.272 14 GRANT
ROW 4	53.233 6 WHITMORE	53.794 35 DI GENNARO
ROW 3	52.733 30 MALLINSON	52.917 15 MCALLISTER
ROW 2	52.474 7 GRICE	52.481 11 GRADY
ROW 1	51.257 3 BELL	52.014 17 KERRY

**POLE**



**Cars 15 and 17 Please Fit Transponder**

**Weather/Track - Cloudy/Dry**

**These results are provisional until the conclusion of any judicial and technical matters.**

Mallory Park

Circuit Length = 1.3500 miles.

Start: 10:20 End: 10:35

Clerk of Course:	Stewards:	Timekeeper:
------------------	-----------	-------------

## Kumho BMW Championship LAP ANALYSIS

<b>3</b>	<b>Martyn BELL</b>	BMW M3 E46					
1 -	3:53.990	6 -	52.246	11 -	51.975	16 -	52.065
2 -	55.079	7 -	52.548	12 -	52.573	17 -	51.792
3 -	53.275	8 -	51.280	13 -	53.119		
4 -	51.834	9 -	51.571	14 -	51.864		
5 -	<b>51.257</b>	10 -	51.801	15 -	56.137		
<b>6</b>	<b>Colin WHITMORE</b>	BMW E36 M3					
1 -	3:59.457	6 -	53.661	11 -	53.662	16 -	54.074
2 -	57.242	7 -	53.392	12 -	53.665		
3 -	55.774	8 -	55.519	13 -	<b>53.233</b>		
4 -	55.210	9 -	53.529	14 -	54.184		
5 -	53.946	10 -	53.641	15 -	53.536		
<b>7</b>	<b>Don GRICE</b>	BMW E36 M3					
1 -	3:45.193	6 -	53.734	11 -	52.915	16 -	53.136
2 -	56.227	7 -	53.185	12 -	53.456	17 -	53.438
3 -	53.020	8 -	52.801	13 -	53.660		
4 -	52.810	9 -	<b>52.474</b>	14 -	54.943		
5 -	52.881	10 -	53.443	15 -	53.448		
<b>11</b>	<b>Mark GRADY</b>	BMW M3					
1 -	3:42.958	6 -	<b>52.481</b>				
2 -	8:51.515	7 -	52.510				
3 -	53.108	8 -	52.954				
4 -	52.641						
5 -	54.718						
<b>14</b>	<b>Scott GRANT</b>	BMW E36 M3 Evo					
1 -	3:55.941	6 -	<b>54.272</b>				
2 -	59.454	7 -	54.512				
3 -	56.414	8 -	55.215				
4 -	56.448	9 -	1:15.968				
5 -	54.746	10 -	2:50.903				
<b>15</b>	<b>James MCALLISTER</b>	BMW M3 E36					
1 -	3:44.783	6 -	53.557	11 -	53.366		
2 -	57.219	7 -	<b>52.917</b>	12 -	54.043		
3 -	53.239	8 -	59.212	13 -	53.977		
4 -	52.920	9 -	2:49.626	14 -	53.724		
5 -	53.708	10 -	54.075				
<b>17</b>	<b>Rick KERRY</b>	BMW M5					
1 -	3:55.679	6 -	52.870	11 -	<b>52.014</b>	16 -	52.345
2 -	54.523	7 -	52.800	12 -	52.341		
3 -	53.412	8 -	52.657	13 -	52.188		
4 -	52.262	9 -	53.274	14 -	57.189		
5 -	52.820	10 -	52.228	15 -	52.758		

# Kumho BMW Championship

## LAP ANALYSIS

(contd.)

<b>23</b>	<b>Evelyne BUANIC</b>	BMW M3			
1 -	3:44.508	6 -	55.316	11 -	55.909
2 -	1:01.565	7 -	55.284	12 -	55.262
3 -	59.719	8 -	56.483	13 -	<b>54.533</b>
4 -	55.777	9 -	55.632	14 -	56.771
5 -	55.070	10 -	54.679	15 -	55.249
<b>28</b>	<b>Carolyn BARKER</b>	BMW E30			
1 -	3:59.859	6 -	54.436	11 -	54.107
2 -	58.536	7 -	55.455	12 -	54.034
3 -	56.117	8 -	54.561	13 -	53.935
4 -	55.140	9 -	56.413	14 -	59.766
5 -	54.549	10 -	<b>53.929</b>		
<b>30</b>	<b>Richard MALLINSON</b>	BMW E30 M3			
1 -	3:42.235	6 -	53.574	11 -	<b>52.733</b>
2 -	57.094	7 -	52.877	12 -	53.609
3 -	54.088	8 -	52.930	13 -	1:02.025
4 -	53.623	9 -	54.266		
5 -	54.135	10 -	53.085		
<b>35</b>	<b>Giovanni DI GENNARO</b>	BMW E30 M3			
1 -	3:42.016	6 -	54.971	11 -	54.099
2 -	59.246	7 -	55.025	12 -	53.874
3 -	57.508	8 -	<b>53.794</b>	13 -	53.986
4 -	55.410	9 -	58.066	14 -	1:00.436
5 -	54.241	10 -	54.628		
<b>38</b>	<b>James COOK</b>	BMW E30 M3			
1 -	4:00.966	6 -	56.274	11 -	56.250
2 -	59.566	7 -	55.965	12 -	<b>54.948</b>
3 -	57.446	8 -	56.052		
4 -	56.565	9 -	56.083		
5 -	55.998	10 -	57.583		
<b>61</b>	<b>Stuart LAWS</b>	BMW 325 E30			
1 -	3:54.255	6 -	55.032	11 -	58.684
2 -	57.611	7 -	<b>54.965</b>	12 -	2:41.491
3 -	55.470	8 -	58.185	13 -	57.334
4 -	55.368	9 -	56.000	14 -	55.902
5 -	55.471	10 -	56.440		
<b>69</b>	<b>Terry TRUST</b>	BMW 325i			
1 -	3:59.274	6 -	1:03.632	11 -	1:02.629
2 -	1:06.371	7 -	1:04.618	12 -	1:07.941
3 -	1:04.770	8 -	1:03.366	13 -	1:02.085
4 -	1:03.706	9 -	1:04.400	14 -	<b>1:00.377</b>
5 -	1:04.167	10 -	1:04.892		

## Caterham Graduate Championship - Super Graduate QUALIFYING - Race 4

POS	NO	CL	NAME	NAT	ENTRY	TIME	LAPS	GAP	MPH
1	59		Nick HARYETT		Caterham Seven	53.862	16		90.23
2	7		Bill ADDISON		Caterham Seven	54.246	16	0.384	89.59
3	67		Malcolm BARNETT		Caterham Seven	54.306	16	0.444	89.49
4	14		Nick POTTER		Caterham Seven	54.382	16	0.520	89.36
5	76		Martin GOSS		Caterham Seven	54.533	16	0.671	89.12
6	66		Matthew GILLBANKS		Caterham Seven	54.600	16	0.738	89.01
7	82		John PARKER		Caterham Seven	54.668	10	0.806	88.90
8	58		Mark THOMPSON		Caterham Seven	54.706	16	0.844	88.83
9	73		Simon POWELL		Caterham Seven	54.733	16	0.871	88.79
10	62		Will FARRELLY		Caterham Seven	54.830	16	0.968	88.63
11	79		Rob WINROW		Caterham Seven	54.864	16	1.002	88.58
12	60		Mike SOLAN		Caterham Seven	55.043	16	1.181	88.29
13	54		John WATSON		Caterham Seven	55.179	16	1.317	88.07
14	64		John BARRY		Caterham Seven	55.254	15	1.392	87.95
15	56		Dan WHILEY		Caterham Seven	55.285	16	1.423	87.90
16	78		Ian ATKINSON		Caterham Seven	55.318	16	1.456	87.85
17	65		Benjamin STURGES		Caterham Seven	55.343	16	1.481	87.81
18	68		Mark HEYWOOD		Caterham Seven	55.408	15	1.546	87.71
19	81		Russell PEART		Caterham Seven	55.611	14	1.749	87.39
20	74		David JONES		Caterham Seven	55.613	16	1.751	87.39
21	55		Iain MILLIGAN		Caterham Seven	55.727	15	1.865	87.21
22	53		Tom OVERTON		Caterham Seven	56.333	15	2.471	86.27
23	4		Stuart DIXON		Caterham Seven	56.423	4	2.561	86.13
24	70		Tony POOLE		Caterham Seven	56.638	11	2.776	85.80
25	57		Richard ORMSON		Caterham Seven	56.739	15	2.877	85.65

Weather/Track - Cloudy/Dry

These results are provisional until the conclusion of any judicial and technical matters.

Mallory Park

Circuit Length = 1.3500 miles.

Start: 10:41 End: 10:56

Clerk of Course:	Stewards:	Timekeeper:
------------------	-----------	-------------

# Caterham Graduate Championship - Super Graduate

## GRID - Race 4

ROW 13	56.739	57	ORMSON		
ROW 12	56.423	4	DIXON	56.638	70
ROW 11	55.727	55	MILLIGAN	56.333	53
ROW 10	55.611	81	PEART	55.613	74
ROW 9	55.343	65	STURGES	55.408	68
ROW 8	55.285	56	WHILEY	55.318	78
ROW 7	55.179	54	WATSON	55.254	64
ROW 6	54.864	79	WINROW	55.043	60
ROW 5	54.733	73	POWELL	54.830	62
ROW 4	54.668	82	PARKER	54.706	58
ROW 3	54.533	76	GOSS	54.600	66
ROW 2	54.306	67	BARNETT	54.382	14
ROW 1	53.862	59	HARYETT	54.246	7
<b>POLE</b>					

Weather/Track - Cloudy/Dry  
 These results are provisional until the conclusion of any judicial and technical matters.

Clerk of Course:	Stewards:	Timekeeper:
------------------	-----------	-------------

## Caterham Graduate Championship - Super Graduate LAP ANALYSIS

<b>4</b>	<b>Stuart DIXON</b>					Caterham Seven	
1 -	4:30.423						
2 -	57.075						
3 -	<b>56.423</b>						
4 -	59.611						
<b>7</b>	<b>Bill ADDISON</b>					Caterham Seven	
1 -	4:31.736	6 -	55.645	11 -	54.482	16 -	55.066
2 -	56.918	7 -	55.292	12 -	<b>54.246</b>		
3 -	56.781	8 -	55.444	13 -	54.584		
4 -	56.729	9 -	55.571	14 -	55.088		
5 -	54.749	10 -	56.290	15 -	54.782		
<b>14</b>	<b>Nick POTTER</b>					Caterham Seven	
1 -	4:19.883	6 -	54.813	11 -	55.125	16 -	55.161
2 -	58.523	7 -	54.674	12 -	55.900		
3 -	57.072	8 -	54.401	13 -	<b>54.382</b>		
4 -	55.343	9 -	54.432	14 -	56.184		
5 -	54.613	10 -	54.556	15 -	54.955		
<b>53</b>	<b>Tom OVERTON</b>					Caterham Seven	
1 -	4:48.937	6 -	<b>56.333</b>	11 -	56.672		
2 -	57.675	7 -	56.975	12 -	56.660		
3 -	57.538	8 -	56.555	13 -	56.593		
4 -	57.653	9 -	56.772	14 -	56.662		
5 -	57.549	10 -	56.484	15 -	56.604		
<b>54</b>	<b>John WATSON</b>					Caterham Seven	
1 -	4:36.703	6 -	55.942	11 -	55.309	16 -	55.282
2 -	56.809	7 -	55.686	12 -	55.385		
3 -	55.985	8 -	55.637	13 -	55.356		
4 -	55.907	9 -	56.028	14 -	55.400		
5 -	55.217	10 -	55.749	15 -	<b>55.179</b>		
<b>55</b>	<b>Iain MILLIGAN</b>					Caterham Seven	
1 -	4:50.991	6 -	55.991	11 -	55.933		
2 -	58.564	7 -	56.095	12 -	55.775		
3 -	56.745	8 -	55.816	13 -	<b>55.727</b>		
4 -	55.832	9 -	57.093	14 -	56.072		
5 -	56.550	10 -	56.556	15 -	56.025		
<b>56</b>	<b>Dan WHILEY</b>					Caterham Seven	
1 -	4:24.089	6 -	59.156	11 -	55.465	16 -	55.305
2 -	58.701	7 -	58.484	12 -	55.640		
3 -	59.462	8 -	57.278	13 -	57.702		
4 -	57.465	9 -	57.306	14 -	55.698		
5 -	56.975	10 -	<b>55.285</b>	15 -	57.584		

# Caterham Graduate Championship - Super Graduate LAP ANALYSIS

(contd.)

<b>57</b>	<b>Richard ORMSON</b>	Caterham Seven					
1 -	4:48.282	6 -	57.633	11 -	58.482		
2 -	1:00.447	7 -	58.113	12 -	57.586		
3 -	59.144	8 -	57.385	13 -	1:00.550		
4 -	57.263	9 -	58.415	14 -	<b>56.739</b>		
5 -	57.348	10 -	58.318	15 -	57.537		
<b>58</b>	<b>Mark THOMPSON</b>	Caterham Seven					
1 -	4:51.749	6 -	55.548	11 -	55.379	16 -	55.735
2 -	57.332	7 -	55.850	12 -	55.141		
3 -	56.536	8 -	55.238	13 -	55.115		
4 -	55.429	9 -	55.477	14 -	55.113		
5 -	55.598	10 -	55.135	15 -	<b>54.706</b>		
<b>59</b>	<b>Nick HARYETT</b>	Caterham Seven					
1 -	4:17.311	6 -	54.819	11 -	54.504	16 -	<b>53.862</b>
2 -	57.909	7 -	55.392	12 -	54.249		
3 -	55.367	8 -	55.323	13 -	55.697		
4 -	55.975	9 -	54.923	14 -	54.571		
5 -	55.218	10 -	57.675	15 -	57.362		
<b>60</b>	<b>Mike SOLAN</b>	Caterham Seven					
1 -	4:18.311	6 -	55.077	11 -	56.020	16 -	55.137
2 -	57.410	7 -	55.382	12 -	56.005		
3 -	55.085	8 -	55.712	13 -	55.457		
4 -	55.509	9 -	55.340	14 -	55.497		
5 -	56.036	10 -	<b>55.043</b>	15 -	55.841		
<b>62</b>	<b>Will FARRELLY</b>	Caterham Seven					
1 -	4:21.624	6 -	55.179	11 -	55.455	16 -	<b>54.830</b>
2 -	57.468	7 -	55.486	12 -	58.364		
3 -	56.151	8 -	55.494	13 -	57.154		
4 -	55.884	9 -	56.098	14 -	55.694		
5 -	55.384	10 -	55.383	15 -	55.130		
<b>64</b>	<b>John BARRY</b>	Caterham Seven					
1 -	4:34.352	6 -	<b>55.254</b>	11 -	56.158		
2 -	1:00.309	7 -	56.189	12 -	55.398		
3 -	56.298	8 -	56.718	13 -	1:00.462		
4 -	55.585	9 -	56.428	14 -	57.388		
5 -	58.682	10 -	57.946	15 -	57.490		
<b>65</b>	<b>Benjamin STURGES</b>	Caterham Seven					
1 -	4:35.785	6 -	55.989	11 -	<b>55.343</b>	16 -	55.847
2 -	57.536	7 -	56.228	12 -	56.426		
3 -	56.667	8 -	55.813	13 -	57.026		
4 -	56.253	9 -	55.559	14 -	56.752		
5 -	56.111	10 -	55.701	15 -	55.620		

# Caterham Graduate Championship - Super Graduate LAP ANALYSIS

(contd.)

<b>66</b>	<b>Matthew GILLBANKS</b>	Caterham Seven					
1 -	4:45.397	6 -	55.114	11 -	54.911	16 -	55.040
2 -	56.226	7 -	54.883	12 -	55.946		
3 -	54.878	8 -	55.617	13 -	56.464		
4 -	55.700	9 -	55.010	14 -	55.913		
5 -	55.898	10 -	<b>54.600</b>	15 -	55.071		
<b>67</b>	<b>Malcolm BARNETT</b>	Caterham Seven					
1 -	4:34.154	6 -	54.844	11 -	55.367	16 -	54.405
2 -	55.689	7 -	54.549	12 -	55.235		
3 -	54.816	8 -	54.396	13 -	54.591		
4 -	59.856	9 -	55.496	14 -	54.482		
5 -	<b>54.306</b>	10 -	55.405	15 -	54.672		
<b>68</b>	<b>Mark HEYWOOD</b>	Caterham Seven					
1 -	4:29.860	6 -	57.076	11 -	<b>55.408</b>		
2 -	56.466	7 -	56.561	12 -	55.443		
3 -	57.430	8 -	55.900	13 -	55.758		
4 -	1:00.676	9 -	55.536	14 -	57.934		
5 -	55.970	10 -	55.465	15 -	1:00.200		
<b>70</b>	<b>Tony POOLE</b>	Caterham Seven					
1 -	4:20.813	6 -	56.670	11 -	58.301		
2 -	58.283	7 -	57.019				
3 -	57.760	8 -	<b>56.638</b>				
4 -	56.694	9 -	57.456				
5 -	56.938	10 -	58.001				
<b>73</b>	<b>Simon POWELL</b>	Caterham Seven					
1 -	4:29.132	6 -	54.937	11 -	54.797	16 -	55.230
2 -	55.181	7 -	55.128	12 -	<b>54.733</b>		
3 -	55.533	8 -	55.216	13 -	54.780		
4 -	54.980	9 -	55.012	14 -	56.181		
5 -	54.911	10 -	54.896	15 -	55.118		
<b>74</b>	<b>David JONES</b>	Caterham Seven					
1 -	4:27.864	6 -	56.812	11 -	56.557	16 -	<b>55.613</b>
2 -	57.361	7 -	56.266	12 -	57.002		
3 -	58.007	8 -	56.827	13 -	56.683		
4 -	57.946	9 -	56.036	14 -	56.416		
5 -	57.223	10 -	57.084	15 -	56.103		
<b>76</b>	<b>Martin GOSS</b>	Caterham Seven					
1 -	4:48.648	6 -	54.823	11 -	59.723	16 -	54.967
2 -	56.407	7 -	<b>54.533</b>	12 -	54.936		
3 -	55.442	8 -	55.569	13 -	55.568		
4 -	55.007	9 -	54.594	14 -	55.090		
5 -	55.162	10 -	56.002	15 -	55.831		

# Caterham Graduate Championship - Super Graduate LAP ANALYSIS

(contd.)

<b>78</b>	<b>Ian ATKINSON</b>	Caterham Seven					
1 -	4:24.609	6 -	56.728	11 -	55.520	16 -	55.497
2 -	58.811	7 -	56.317	12 -	<b>55.318</b>		
3 -	56.932	8 -	55.980	13 -	55.607		
4 -	56.038	9 -	56.713	14 -	55.970		
5 -	56.298	10 -	56.444	15 -	55.664		
<b>79</b>	<b>Rob WINROW</b>	Caterham Seven					
1 -	4:40.212	6 -	55.589	11 -	55.805	16 -	57.499
2 -	58.367	7 -	55.372	12 -	<b>54.864</b>		
3 -	56.816	8 -	56.593	13 -	57.991		
4 -	56.324	9 -	54.952	14 -	54.962		
5 -	56.978	10 -	54.885	15 -	58.716		
<b>81</b>	<b>Russell PEART</b>	Caterham Seven					
1 -	6:04.452	6 -	56.845	11 -	56.177		
2 -	57.404	7 -	57.752	12 -	58.647		
3 -	56.620	8 -	55.861	13 -	<b>55.611</b>		
4 -	56.638	9 -	55.811	14 -	56.007		
5 -	56.396	10 -	55.639				
<b>82</b>	<b>John PARKER</b>	Caterham Seven					
1 -	9:33.731	6 -	55.431				
2 -	58.001	7 -	54.949				
3 -	55.604	8 -	55.025				
4 -	57.353	9 -	<b>54.668</b>				
5 -	55.175	10 -	54.733				

# Universal Racing Services Classic Formula Ford 2000

## QUALIFYING - Race 5

POS	NO	CL	NAME	NAT	ENTRY	TIME	LAPS	GAP	MPH
1	78	A	Sideshow BOB		Van Diemen RF 82	47.108	14		103.16
2	4	A	Oilly HANCOCK		Van Diemen RF 82	47.944	13	0.836	101.36
3	11	A	Judd COUPLAND		Van Diemen RF 82	47.975	14	0.867	101.30
4	88	A	James RUSKIN		Van Diemen RF 82	48.107	13	0.999	101.02
5	47	A	Nicholas PEARCE		Van Diemen RF 82	48.193	13	1.085	100.84
6	1	A	Eddie WILKINS		Van Diemen RF 83	48.408	13	1.300	100.39
7	45	A	Trevor ARKELL		Reynard SF 81	48.705	12	1.597	99.78
8	67	A	Parnas KAKHIDZE Res1		Van Diemen RF82	48.873	12	1.765	99.44
9	12	A	Andrew SMITH		Van Diemen RF 82	49.130	11	2.022	98.92
10	33	A	Phil WALKER		Van Diemen RF 82	49.144	13	2.036	98.89
11	49	A	Stephen WONTNER		Van Diemen RF 83	49.157	7	2.049	98.86
12	9	A	Julie CLARK		Van Diemen RF 82	49.210	9	2.102	98.76
13	66	A	Stuart BRODMANN		Van Diemen RF 81	49.213	9	2.105	98.75
14	50	B	Clive WOOD		Reynard SF 79	49.269	13	2.161	98.64
15	28	B	Roger MARKS		Royale RP 27	49.276	13	2.168	98.62
16	20	A	Dave REES		Van Diemen RF 82	49.340	13	2.232	98.50
17	21	B	Mark TERRY		Reynard SF 78	49.395	12	2.287	98.39
18	29	A	Andrew LEVISTON		Van Diemen RF 82	49.619	10	2.511	97.94
19	13	B	Ben ROBINSON		Royale RP27	49.758	12	2.650	97.67
20	16	B	Steve POPE		Reynard RF 79	49.845	12	2.737	97.50
21	23	B	Terry SWINSON		Reynard SF 79	50.187	9	3.079	96.83
22	34	B	Dale SPRUCE		Reynard 795F	50.272	12	3.164	96.67
23	60	B	Nigel GRANT		Delta T78	50.628	12	3.520	95.99
24	26	A	Derek WATLING		Van Diemen RF 82	50.830	11	3.722	95.61
25	46	A	Paul ALLEN		Van Diemen RF 81	51.331	7	4.223	94.68
26	98	A	Rod TOFT		Van Diemen RF 82	53.218	12	6.110	91.32

Weather/Rack - Cloudy/Dry

These results are provisional until the conclusion of any judicial and technical matters.

Mallory Park  
Circuit Length = 1.3500 miles.  
Start: 11:01 End: 11:29

Clerk of Course:	Stewards:	Timekeeper:
------------------	-----------	-------------

# Universal Racing Services Classic Formula Ford 2000

## GRID - Race 5

ROW 13	51.331 46 ALLEN	53.218 98 TOFT
ROW 12	50.628 60 GRANT	50.830 26 WATLING
ROW 11	50.187 23 SWINSON	50.272 34 SPRUCE
ROW 10	49.758 13 ROBINSON	49.845 16 POPE
ROW 9	49.395 21 TERRY	49.619 29 LEVISTON
ROW 8	49.276 28 MARKS	49.340 20 REES
ROW 7	49.213 66 BRODMANN	49.269 50 WOOD
ROW 6	49.157 49 WONTNER	49.210 9 CLARK
ROW 5	49.130 12 SMITH	49.144 33 WALKER
ROW 4	48.705 45 ARKELL	48.873 67 KAKHIDZE
ROW 3	48.193 47 PEARCE	48.408 1 WILKINS
ROW 2	47.975 11 COUPLAND	48.107 88 RUSKIN
ROW 1	47.108 78 BOB	47.944 4 HANCOCK
<b>POLE</b>		

Weather/Rack - Cloudy/Dry  
 These results are provisional until the conclusion of any judicial and technical matters.

Mallory Park  
 Circuit Length = 1.3500 miles.  
 Start: 11:01 End: 11:29

Clerk of Course:	Stewards:	Timekeeper:
------------------	-----------	-------------

# Universal Racing Services Classic Formula Ford 2000

## LAP ANALYSIS

<b>1</b>	<b>Eddie WILKINS</b>	Van Diemen RF 83		
1 -	4:36.640	6 -	49.368	11 - X:00.000
2 -	49.720	7 -	48.577	12 - 49.092
3 -	50.467	8 -	49.388	13 - 48.777
4 -	50.596	9 -	<b>48.408</b>	
5 -	49.702	10 -	48.976	
<b>4</b>	<b>Oilly HANCOCK</b>	Van Diemen RF 82		
1 -	4:30.405	6 -	48.450	11 - 49.557
2 -	53.427	7 -	48.292	12 - 48.916
3 -	51.465	8 -	48.055	13 - <b>47.944</b>
4 -	49.075	9 -	50.592	
5 -	48.540	10 -	X:00.000	
<b>9</b>	<b>Julie CLARK</b>	Van Diemen RF 82		
1 -	4:40.772	6 -	50.388	
2 -	51.466	7 -	50.554	
3 -	51.132	8 -	<b>49.210</b>	
4 -	51.113	9 -	49.647	
5 -	49.785			
<b>11</b>	<b>Judd COUPLAND</b>	Van Diemen RF 82		
1 -	4:51.093	6 -	49.016	11 - X:00.000
2 -	53.335	7 -	48.522	12 - 48.466
3 -	52.320	8 -	49.274	13 - 48.713
4 -	49.632	9 -	50.025	14 - <b>47.975</b>
5 -	49.217	10 -	48.455	
<b>12</b>	<b>Andrew SMITH</b>	Van Diemen RF 82		
1 -	4:50.504	6 -	49.296	11 - 51.851
2 -	57.177	7 -	<b>49.130</b>	
3 -	55.897	8 -	49.649	
4 -	51.562	9 -	X:00.000	
5 -	50.217	10 -	52.950	
<b>13</b>	<b>Ben ROBINSON</b>	Royale RP27		
1 -	5:23.767	6 -	50.238	11 - 50.036
2 -	52.799	7 -	49.770	12 - <b>49.758</b>
3 -	50.745	8 -	49.993	
4 -	50.876	9 -	49.987	
5 -	50.156	10 -	X:00.000	
<b>16</b>	<b>Steve POPE</b>	Reynard RF 79		
1 -	4:51.844	6 -	49.948	11 - X:00.000
2 -	53.785	7 -	50.642	12 - 56.368
3 -	52.524	8 -	<b>49.845</b>	
4 -	50.218	9 -	50.188	
5 -	50.060	10 -	49.906	

# Universal Racing Services Classic Formula Ford 2000 LAP ANALYSIS

(contd.)

<b>20</b>	<b>Dave REES</b>	Van Diemen RF 82		
1 -	4:57.863	6 -	50.326	11 - X:00.000
2 -	51.068	7 -	49.826	12 - 50.102
3 -	52.085	8 -	49.710	13 - 49.854
4 -	50.703	9 -	49.675	
5 -	50.314	10 -	<b>49.340</b>	
<b>21</b>	<b>Mark TERRY</b>	Reynard SF 78		
1 -	5:11.741	6 -	<b>49.395</b>	11 - 50.988
2 -	52.175	7 -	50.820	12 - 49.790
3 -	50.538	8 -	50.686	
4 -	51.483	9 -	50.686	
5 -	49.979	10 -	X:00.000	
<b>23</b>	<b>Terry SWINSON</b>	Reynard SF 79		
1 -	5:03.949	6 -	50.470	
2 -	53.251	7 -	51.803	
3 -	51.168	8 -	50.648	
4 -	50.571	9 -	<b>50.187</b>	
5 -	51.752			
<b>26</b>	<b>Derek WATLING</b>	Van Diemen RF 82		
1 -	6:17.335	6 -	<b>50.830</b>	11 - 52.162
2 -	53.256	7 -	50.893	
3 -	52.015	8 -	50.978	
4 -	51.678	9 -	X:00.000	
5 -	53.384	10 -	51.460	
<b>28</b>	<b>Roger MARKS</b>	Royale RP 27		
1 -	4:41.649	6 -	50.187	11 - X:00.000
2 -	51.625	7 -	50.566	12 - 51.001
3 -	50.681	8 -	49.334	13 - 50.139
4 -	51.371	9 -	<b>49.276</b>	
5 -	51.301	10 -	50.172	
<b>29</b>	<b>Andrew LEVISTON</b>	Van Diemen RF 82		
1 -	4:53.327	6 -	49.936	
2 -	55.088	7 -	50.296	
3 -	53.127	8 -	X:00.000	
4 -	51.877	9 -	49.846	
5 -	50.240	10 -	<b>49.619</b>	
<b>33</b>	<b>Phil WALKER</b>	Van Diemen RF 82		
1 -	4:44.683	6 -	49.603	11 - X:00.000
2 -	51.706	7 -	54.909	12 - 49.898
3 -	50.789	8 -	50.254	13 - <b>49.144</b>
4 -	51.463	9 -	50.147	
5 -	49.372	10 -	49.271	

# Universal Racing Services Classic Formula Ford 2000 LAP ANALYSIS

(contd.)

<b>34</b>	<b>Dale SPRUCE</b>	Reynard 795F			
1 -	5:01.952	6 -	50.983	11 -	51.313
2 -	52.851	7 -	51.690	12 -	51.271
3 -	52.262	8 -	51.282		
4 -	51.258	9 -	<b>50.272</b>		
5 -	50.991	10 -	X:00.000		
<b>45</b>	<b>Trevor ARKELL</b>	Reynard SF 81			
1 -	4:42.897	6 -	51.060	11 -	49.266
2 -	50.880	7 -	<b>48.705</b>	12 -	48.848
3 -	1:41.243	8 -	49.581		
4 -	50.042	9 -	48.974		
5 -	50.058	10 -	X:00.000		
<b>46</b>	<b>Paul ALLEN</b>	Van Diemen RF 81			
1 -	6:44.565	6 -	52.461		
2 -	52.304	7 -	52.741		
3 -	<b>51.331</b>				
4 -	51.791				
5 -	51.761				
<b>47</b>	<b>Nicholas PEARCE</b>	Van Diemen RF 82			
1 -	4:31.261	6 -	48.231	11 -	49.070
2 -	1:44.693	7 -	<b>48.193</b>	12 -	48.589
3 -	48.709	8 -	49.148	13 -	48.797
4 -	48.815	9 -	49.104		
5 -	48.699	10 -	X:00.000		
<b>49</b>	<b>Stephen WONTNER</b>	Van Diemen RF 83			
1 -	5:23.444	6 -	49.827		
2 -	5:00.263	7 -	<b>49.157</b>		
3 -	51.008				
4 -	50.475				
5 -	X:00.000				
<b>50</b>	<b>Clive WOOD</b>	Reynard SF 79			
1 -	4:31.487	6 -	50.357	11 -	X:00.000
2 -	53.417	7 -	50.189	12 -	50.694
3 -	51.925	8 -	49.541	13 -	49.680
4 -	49.938	9 -	<b>49.269</b>		
5 -	49.974	10 -	50.100		
<b>60</b>	<b>Nigel GRANT</b>	Delta T78			
1 -	5:23.512	6 -	51.791	11 -	51.367
2 -	55.891	7 -	51.106	12 -	<b>50.628</b>
3 -	55.045	8 -	51.928		
4 -	52.734	9 -	50.737		
5 -	51.953	10 -	X:00.000		

# Universal Racing Services Classic Formula Ford 2000 LAP ANALYSIS

(contd.)

<b>66</b>	<b>Stuart BRODMANN</b>	Van Diemen RF 81			
1 -	5:11.469	6 -	49.275		
2 -	53.709	7 -	51.048		
3 -	49.610	8 -	<b>49.213</b>		
4 -	50.649	9 -	50.211		
5 -	49.411				
<b>67</b>	<b>Parnas KAKHIDZE Res1</b>	Van Diemen RF82			
1 -	5:10.429	6 -	50.454	11 -	50.480
2 -	50.866	7 -	54.158	12 -	<b>48.873</b>
3 -	49.722	8 -	50.685		
4 -	49.041	9 -	50.302		
5 -	50.257	10 -	X:00.000		
<b>78</b>	<b>Sideshow BOB</b>	Van Diemen RF 82			
1 -	4:45.421	6 -	48.393	11 -	X:00.000
2 -	49.001	7 -	47.952	12 -	48.452
3 -	48.719	8 -	47.568	13 -	48.273
4 -	48.778	9 -	47.358	14 -	<b>47.108</b>
5 -	48.009	10 -	48.707		
<b>88</b>	<b>James RUSKIN</b>	Van Diemen RF 82			
1 -	4:47.903	6 -	48.924	11 -	X:00.000
2 -	50.669	7 -	50.160	12 -	48.875
3 -	49.183	8 -	48.819	13 -	<b>48.107</b>
4 -	49.185	9 -	49.152		
5 -	49.748	10 -	49.019		
<b>98</b>	<b>Rod TOFT</b>	Van Diemen RF 82			
1 -	4:49.786	6 -	54.058	11 -	53.233
2 -	54.463	7 -	54.099	12 -	54.676
3 -	56.524	8 -	53.928		
4 -	54.928	9 -	56.151		
5 -	<b>53.218</b>	10 -	X:00.000		

# The Bookatrack.com Caterham Graduate Championship - Mega Graduate Class

## QUALIFYING - Race 6

POS	NO	CL	NAME	NAT	ENTRY	TIME	LAPS	GAP	MPH
1	21		<b>Martin AMISON</b>		Caterham Seven	53.146	17		91.44
2	15		<b>Chris SKELTON</b>		Caterham Seven	53.352	16	0.206	91.09
3	18		<b>Christian MARRYAT</b>		Caterham Seven	53.432	16	0.286	90.95
4	12		<b>Paul HUDSON</b>		Caterham Seven	53.543	17	0.397	90.76
5	28		<b>Charlie HUNT</b>		Caterham Seven	53.554	17	0.408	90.75
6	8		<b>Nick FROST</b>		Caterham Seven	53.566	16	0.420	90.72
7	11		<b>Chris BATTEN</b>		Caterham Seven	53.791	16	0.645	90.35
8	1		<b>Jamie ELLWOOD</b>		Caterham Seven	53.856	16	0.710	90.24
9	10		<b>Michael FESEMEYER</b>		Caterham Seven	53.862	16	0.716	90.23
10	5		<b>Tim JUMP</b>		Caterham Seven	54.070	16	0.924	89.88
11	23		<b>Giles WARDLE</b>		Caterham Seven	54.280	16	1.134	89.53
12	9		<b>Valerie DIEDERICHS</b>		Caterham Seven	54.340	16	1.194	89.43
13	2		<b>Guy HALLEY</b>		Caterham Seven	54.362	16	1.216	89.40
14	30		<b>Chris FOX</b>		Caterham Seven	54.472	16	1.326	89.22
15	17		<b>Ian YEOMAN</b>		Caterham Seven	54.566	16	1.420	89.06
16	24		<b>Michael THORNHILL</b>		Caterham Seven	55.478	15	2.332	87.60
17	25		<b>Nick WOODS</b>		Caterham Seven	56.566	15	3.420	85.91

Weather/Track - Cloudy/Dry

These results are provisional until the conclusion of any judicial and technical matters.

Mallory Park

Circuit Length = 1.3500 miles.


Start: 11:43 End: 11:58

Clerk of Course:	Stewards:	Timekeeper:
------------------	-----------	-------------

# The Bookatrack.com Caterham Graduate Championship - Mega Graduate Class

## GRID - Race 6

ROW 9	56.566 25 WOODS	
ROW 8	54.566 17 YEOMAN	55.478 24 THORNHILL
ROW 7	54.362 2 HALLEY	54.472 30 FOX
ROW 6	54.280 23 WARDLE	54.340 9 DIEDERICHS
ROW 5	53.862 10 FESEMEYER	54.070 5 JUMP
ROW 4	53.791 11 BATTEN	53.856 1 ELLWOOD
ROW 3	53.554 28 HUNT	53.566 8 FROST
ROW 2	53.432 18 MARRYAT	53.543 12 HUDSON
ROW 1	53.146 21 AMISON	53.352 15 SKELTON
<b>POLE</b>		



Weather/Track - Cloudy/Dry

These results are provisional until the conclusion of any judicial and technical matters.

Mallory Park  
Circuit Length = 1.3500 miles.  
Start: 11:43 End: 11:58

Clerk of Course:	Stewards:	Timekeeper:
------------------	-----------	-------------

# The Bookatrack.com Caterham Graduate Championship - Mega Graduate Class LAP ANALYSIS

<b>1</b>	<b>Jamie ELLWOOD</b>	Caterham Seven					
1 -	9:46.550	6 -	57.096	11 -	54.263	16 -	54.430
2 -	55.509	7 -	55.775	12 -	54.680		
3 -	55.249	8 -	54.530	13 -	1:03.671		
4 -	<b>53.856</b>	9 -	54.424	14 -	55.870		
5 -	54.048	10 -	54.531	15 -	55.766		
<b>2</b>	<b>Guy HALLEY</b>	Caterham Seven					
1 -	9:51.532	6 -	55.338	11 -	55.107	16 -	55.078
2 -	55.539	7 -	55.584	12 -	54.493		
3 -	55.582	8 -	54.963	13 -	55.176		
4 -	55.425	9 -	55.385	14 -	55.178		
5 -	55.317	10 -	<b>54.362</b>	15 -	55.320		
<b>5</b>	<b>Tim JUMP</b>	Caterham Seven					
1 -	9:54.862	6 -	54.856	11 -	54.454	16 -	55.553
2 -	55.540	7 -	54.407	12 -	<b>54.070</b>		
3 -	55.155	8 -	58.471	13 -	54.446		
4 -	54.896	9 -	54.571	14 -	54.882		
5 -	54.997	10 -	54.719	15 -	55.171		
<b>8</b>	<b>Nick FROST</b>	Caterham Seven					
1 -	X:00.000	6 -	54.697	11 -	54.274	16 -	54.253
2 -	55.902	7 -	54.352	12 -	53.636		
3 -	54.610	8 -	54.623	13 -	54.108		
4 -	54.149	9 -	54.212	14 -	54.115		
5 -	54.255	10 -	<b>53.566</b>	15 -	53.955		
<b>9</b>	<b>Valerie DIEDERICHS</b>	Caterham Seven					
1 -	9:56.958	6 -	54.515	11 -	55.629	16 -	55.908
2 -	54.630	7 -	54.530	12 -	54.731		
3 -	<b>54.340</b>	8 -	55.160	13 -	55.677		
4 -	54.628	9 -	54.688	14 -	54.569		
5 -	54.605	10 -	54.806	15 -	54.670		
<b>10</b>	<b>Michael FESEMEYER</b>	Caterham Seven					
1 -	X:00.000	6 -	55.109	11 -	54.477	16 -	56.895
2 -	55.988	7 -	54.572	12 -	<b>53.862</b>		
3 -	54.604	8 -	54.845	13 -	54.042		
4 -	55.716	9 -	54.914	14 -	59.269		
5 -	54.717	10 -	55.470	15 -	55.372		
<b>11</b>	<b>Chris BATTEN</b>	Caterham Seven					
1 -	9:59.266	6 -	57.735	11 -	58.200	16 -	54.843
2 -	56.983	7 -	54.622	12 -	54.200		
3 -	54.973	8 -	54.307	13 -	54.157		
4 -	54.556	9 -	54.719	14 -	<b>53.791</b>		
5 -	55.148	10 -	55.281	15 -	55.031		

# The Bookatrack.com Caterham Graduate Championship - Mega Graduate Class LAP ANALYSIS

(contd.)

<b>12</b>	<b>Paul HUDSON</b>	Caterham Seven					
1 -	9:49.174	6 -	53.984	11 -	56.680	16 -	55.203
2 -	<b>53.543</b>	7 -	53.984	12 -	53.817	17 -	58.473
3 -	53.679	8 -	54.468	13 -	54.308		
4 -	54.192	9 -	54.518	14 -	53.745		
5 -	54.355	10 -	54.033	15 -	54.173		
<b>15</b>	<b>Chris SKELTON</b>	Caterham Seven					
1 -	X:00.000	6 -	57.808	11 -	53.539	16 -	53.599
2 -	56.079	7 -	54.106	12 -	<b>53.352</b>		
3 -	54.982	8 -	53.622	13 -	53.791		
4 -	53.923	9 -	54.128	14 -	54.306		
5 -	53.570	10 -	53.626	15 -	53.706		
<b>17</b>	<b>Ian YEOMAN</b>	Caterham Seven					
1 -	X:00.000	6 -	54.728	11 -	54.774	16 -	<b>54.566</b>
2 -	59.834	7 -	54.651	12 -	54.810		
3 -	1:00.162	8 -	54.654	13 -	54.924		
4 -	54.877	9 -	54.661	14 -	55.427		
5 -	55.776	10 -	55.011	15 -	54.762		
<b>18</b>	<b>Christian MARRYAT</b>	Caterham Seven					
1 -	X:00.000	6 -	54.174	11 -	54.316	16 -	54.100
2 -	56.702	7 -	55.100	12 -	53.943		
3 -	54.875	8 -	53.705	13 -	53.806		
4 -	53.592	9 -	54.223	14 -	54.029		
5 -	<b>53.432</b>	10 -	53.790	15 -	54.016		
<b>21</b>	<b>Martin AMISON</b>	Caterham Seven					
1 -	9:47.003	6 -	54.828	11 -	54.956	16 -	55.154
2 -	53.918	7 -	53.211	12 -	55.166	17 -	55.139
3 -	57.488	8 -	53.512	13 -	<b>53.146</b>		
4 -	53.518	9 -	56.070	14 -	55.037		
5 -	53.487	10 -	53.717	15 -	53.356		
<b>23</b>	<b>Giles WARDLE</b>	Caterham Seven					
1 -	X:00.000	6 -	55.024	11 -	54.618	16 -	<b>54.280</b>
2 -	57.331	7 -	54.757	12 -	54.831		
3 -	56.562	8 -	54.929	13 -	54.582		
4 -	55.701	9 -	54.866	14 -	54.326		
5 -	55.752	10 -	55.242	15 -	54.287		
<b>24</b>	<b>Michael THORNHILL</b>	Caterham Seven					
1 -	9:53.662	6 -	56.401	11 -	56.161		
2 -	57.816	7 -	56.869	12 -	56.030		
3 -	56.821	8 -	56.036	13 -	56.078		
4 -	57.155	9 -	55.511	14 -	56.248		
5 -	56.607	10 -	56.274	15 -	<b>55.478</b>		

# The Bookatrack.com Caterham Graduate Championship - Mega Graduate Class LAP ANALYSIS

(contd.)

<b>25</b>	<b>Nick WOODS</b>	Caterham Seven					
1 -	X:00.000	6 -	58.016	11 -	57.464		
2 -	58.639	7 -	58.169	12 -	59.739		
3 -	59.390	8 -	58.249	13 -	59.934		
4 -	58.174	9 -	59.443	14 -	<b>56.566</b>		
5 -	58.193	10 -	58.473	15 -	57.786		
<b>28</b>	<b>Charlie HUNT</b>	Caterham Seven					
1 -	9:50.111	6 -	54.355	11 -	53.841	16 -	53.653
2 -	53.897	7 -	53.861	12 -	54.236	17 -	53.994
3 -	54.044	8 -	55.219	13 -	55.371		
4 -	<b>53.554</b>	9 -	53.811	14 -	56.599		
5 -	53.603	10 -	53.983	15 -	53.713		
<b>30</b>	<b>Chris FOX</b>	Caterham Seven					
1 -	9:59.506	6 -	55.321	11 -	<b>54.472</b>	16 -	54.955
2 -	55.641	7 -	56.126	12 -	54.557		
3 -	55.235	8 -	54.722	13 -	54.948		
4 -	54.947	9 -	56.031	14 -	55.514		
5 -	55.734	10 -	54.725	15 -	56.135		

# The Powertrain Clubmans Cup 2004 iaw MG X-Power and Ricardo PLC

## QUALIFYING - Race 7

POS	NO	CL	NAME	NAT	ENTRY	TIME	LAPS	GAP	MPH
1	2		<b>Barry WEBB</b>		Mallock 23/03	47.659	18		101.97
2	5		<b>Howard PAYNE</b>		Mallock Mk 20B	48.390	17	0.731	100.43
3	9		<b>Russell MUNNS</b>		Mallock Mk 28/30	48.429	18	0.770	100.35
4	10		<b>Mike EVANS</b>		Mallock Mk 20	48.543	16	0.884	100.11
5	7		<b>Peter RICHINGS</b>		Mallock Mk 27SG-EBX	48.662	18	1.003	99.87
6	34		<b>Stefan MUMM</b>		Mallock MK 28/30	48.847	18	1.188	99.49
7	11		<b>Marcus BICKNELL</b>		Mallock 26/27 SG	48.864	18	1.205	99.46
8	23		<b>Des ANDREWS</b>		Mallock Mk 23	49.385	17	1.726	98.41
9	40		<b>Paul FREEMAN</b>		Ardmore FR95B	49.413	18	1.754	98.35
10	13		<b>Guy PARR</b>		Mallock Mk 27/28	49.511	17	1.852	98.16
11	31		<b>Tony POUYANNE</b>		Silver Phantom P90	49.563	17	1.904	98.05
12	88		<b>Vaughan THOMAS</b>		Mallock Mk 30	50.295	17	2.636	96.63
13	33		<b>Ian MITCHELL</b>		IM MK 38	50.305	17	2.646	96.61
14	19		<b>Kevin BURNHAM</b>		Mallock Mk 21	50.774	16	3.115	95.71
15	22		<b>Phillip ALLEN</b>		Phantom	50.956	17	3.297	95.37
16	15		<b>Peter BURNHAM</b>		Mallock Mk 28/30	51.103	12	3.444	95.10
17	55		<b>Gareth SALTER</b>		Mallock Mk 27	51.454	13	3.795	94.45
18	30		<b>Clive FIDGEON</b>		Mallock 30 EBX	51.644	13	3.985	94.10
19	21		<b>Shane BUTLER</b>		Mallock 27SG EBX	53.094	15	5.435	91.53
20	6		<b>Adrian LESTER</b>		Mallock Mk 35K	1:08.348	4	20.689	71.10

**Cars 19 and 21 Please Fit Transponders**

**Weather/Track - Cloudy/Dry**

**These results are provisional until the conclusion of any judicial and technical matters.**

Mallory Park


Circuit Length = 1.3500 miles.

Start: 12:03 End: 12:18

Clerk of Course:	Stewards:	Timekeeper:
------------------	-----------	-------------

# The Powertrain Clubmans Cup 2004 iaw MG X-Power and Ricardo PLC

## GRID - Race 7

ROW 10	53.094 21 BUTLER	1:08.348 6 LESTER
ROW 9	51.454 55 SALTER	51.644 30 FIDGEON
ROW 8	50.956 22 ALLEN	51.103 15 BURNHAM
ROW 7	50.305 33 MITCHELL	50.774 19 BURNHAM
ROW 6	49.563 31 POUYANNE	50.295 88 THOMAS
ROW 5	49.413 40 FREEMAN	49.511 13 PARR
ROW 4	48.864 11 BICKNELL	49.385 23 ANDREWS
ROW 3	48.662 7 RICHINGS	48.847 34 MUMM
ROW 2	48.429 9 MUNNS	48.543 10 EVANS
ROW 1	47.659 2 WEBB	48.390 5 PAYNE
<b>POLE</b>		
		

**Cars 19 and 21 Please Fit Transponders**

**Weather/Track - Cloudy/Dry**

**These results are provisional until the conclusion of any judicial and technical matters.**

Mallory Park

Circuit Length = 1.3500 miles.

Start: 12:03 End: 12:18

Clerk of Course:

Stewards:

Timekeeper:

## The Powertrain Clubmans Cup 2004 iaw MG X-Power and Ricardo PLC LAP ANALYSIS

<b>2</b>	<b>Barry WEBB</b>	Mallock 23/03					
1 -	2:49.550	6 -	<b>47.659</b>	11 -	50.695	16 -	48.175
2 -	49.981	7 -	47.926	12 -	48.782	17 -	48.538
3 -	51.124	8 -	59.107	13 -	48.348	18 -	49.643
4 -	48.469	9 -	47.905	14 -	51.629		
5 -	48.196	10 -	48.437	15 -	48.243		
<b>5</b>	<b>Howard PAYNE</b>	Mallock Mk 20B					
1 -	3:16.473	6 -	52.891	11 -	48.473	16 -	48.618
2 -	56.888	7 -	49.887	12 -	<b>48.390</b>	17 -	49.064
3 -	53.209	8 -	49.053	13 -	50.047		
4 -	49.949	9 -	48.517	14 -	50.226		
5 -	51.067	10 -	48.719	15 -	48.672		
<b>6</b>	<b>Adrian LESTER</b>	Mallock Mk 35K					
1 -	3:26.659						
2 -	<b>1:08.348</b>						
3 -	4:55.044						
4 -	1:22.137						
<b>7</b>	<b>Peter RICHINGS</b>	Mallock Mk 27SG-EBX					
1 -	2:53.599	6 -	49.800	11 -	49.699	16 -	49.444
2 -	52.253	7 -	49.003	12 -	50.094	17 -	49.239
3 -	50.052	8 -	49.180	13 -	49.034	18 -	49.024
4 -	49.715	9 -	<b>48.662</b>	14 -	50.712		
5 -	49.174	10 -	49.139	15 -	49.455		
<b>9</b>	<b>Russell MUNNS</b>	Mallock Mk 28/30					
1 -	3:01.603	6 -	49.029	11 -	48.983	16 -	50.158
2 -	52.542	7 -	49.710	12 -	48.666	17 -	49.692
3 -	49.951	8 -	49.058	13 -	48.745	18 -	49.999
4 -	<b>48.429</b>	9 -	50.784	14 -	51.862		
5 -	49.661	10 -	49.177	15 -	50.368		
<b>10</b>	<b>Mike EVANS</b>	Mallock Mk 20					
1 -	3:15.134	6 -	48.735	11 -	54.391	16 -	48.551
2 -	51.110	7 -	48.838	12 -	1:40.067		
3 -	51.392	8 -	48.837	13 -	49.456		
4 -	49.228	9 -	48.605	14 -	51.175		
5 -	51.517	10 -	<b>48.543</b>	15 -	1:36.769		
<b>11</b>	<b>Marcus BICKNELL</b>	Mallock 26/27 SG					
1 -	3:23.134	6 -	49.982	11 -	49.429	16 -	49.025
2 -	53.332	7 -	49.551	12 -	49.639	17 -	49.248
3 -	51.216	8 -	49.421	13 -	49.996	18 -	49.007
4 -	50.130	9 -	<b>48.864</b>	14 -	49.683		
5 -	49.451	10 -	50.521	15 -	49.186		

# The Powertrain Clubmans Cup 2004 iaw MG X-Power and Ricardo PLC LAP ANALYSIS

(contd.)

<b>13</b>	<b>Guy PARR</b>	Mallock Mk 27/28					
1 -	3:07.093	6 -	52.712	11 -	51.949	16 -	<b>49.511</b>
2 -	57.865	7 -	50.971	12 -	50.865	17 -	50.590
3 -	57.507	8 -	51.975	13 -	52.155		
4 -	53.396	9 -	51.668	14 -	51.324		
5 -	52.972	10 -	50.299	15 -	50.173		
<b>15</b>	<b>Peter BURNHAM</b>	Mallock Mk 28/30					
1 -	3:28.670	6 -	51.133	11 -	<b>51.103</b>		
2 -	57.367	7 -	52.240	12 -	1:34.042		
3 -	54.080	8 -	54.086				
4 -	53.095	9 -	51.772				
5 -	52.187	10 -	51.350				
<b>19</b>	<b>Kevin BURNHAM</b>	Mallock Mk 21					
1 -	3:53.267	6 -	54.601	11 -	53.292	16 -	50.895
2 -	56.617	7 -	52.772	12 -	53.810		
3 -	55.768	8 -	53.092	13 -	50.845		
4 -	54.838	9 -	52.519	14 -	<b>50.774</b>		
5 -	56.274	10 -	52.779	15 -	50.944		
<b>21</b>	<b>Shane BUTLER</b>	Mallock 27SG EBX					
1 -	4:18.992	6 -	53.930	11 -	53.393		
2 -	55.705	7 -	53.761	12 -	54.184		
3 -	54.053	8 -	54.509	13 -	53.873		
4 -	<b>53.094</b>	9 -	55.412	14 -	53.336		
5 -	53.844	10 -	53.522	15 -	53.100		
<b>22</b>	<b>Phillip ALLEN</b>	Phantom					
1 -	3:10.748	6 -	52.336	11 -	52.101	16 -	52.776
2 -	55.100	7 -	53.527	12 -	51.337	17 -	51.163
3 -	55.414	8 -	53.637	13 -	51.923		
4 -	52.973	9 -	51.951	14 -	51.002		
5 -	52.163	10 -	53.276	15 -	<b>50.956</b>		
<b>23</b>	<b>Des ANDREWS</b>	Mallock Mk 23					
1 -	3:02.010	6 -	50.172	11 -	49.816	16 -	49.928
2 -	53.201	7 -	53.080	12 -	49.560	17 -	55.304
3 -	52.985	8 -	55.749	13 -	50.709		
4 -	49.990	9 -	49.684	14 -	<b>49.385</b>		
5 -	49.423	10 -	51.562	15 -	52.227		
<b>30</b>	<b>Clive FIDGEON</b>	Mallock 30 EBX					
1 -	3:34.758	6 -	54.069	11 -	52.717		
2 -	58.125	7 -	52.607	12 -	<b>51.644</b>		
3 -	55.090	8 -	52.638	13 -	51.870		
4 -	53.885	9 -	3:45.925				
5 -	53.158	10 -	53.303				

# The Powertrain Clubmans Cup 2004 iaw MG X-Power and Ricardo PLC LAP ANALYSIS

(contd.)

<b>31</b>	<b>Tony POUYANNE</b>	Silver Phantom P90					
1 -	3:09.295	6 -	50.109	11 -	51.502	16 -	50.531
2 -	54.029	7 -	49.778	12 -	49.955	17 -	49.924
3 -	52.058	8 -	<b>49.563</b>	13 -	55.667		
4 -	51.155	9 -	50.151	14 -	50.199		
5 -	52.544	10 -	52.012	15 -	50.366		
<b>33</b>	<b>Ian MITCHELL</b>	IM MK 38					
1 -	3:01.080	6 -	50.931	11 -	50.873	16 -	50.452
2 -	53.675	7 -	51.004	12 -	<b>50.305</b>	17 -	50.904
3 -	53.258	8 -	52.640	13 -	50.790		
4 -	51.379	9 -	51.027	14 -	52.610		
5 -	50.991	10 -	54.341	15 -	52.370		
<b>34</b>	<b>Stefan MUMM</b>	Mallock MK 28/30					
1 -	2:58.753	6 -	49.017	11 -	49.096	16 -	49.172
2 -	53.117	7 -	50.064	12 -	49.224	17 -	49.219
3 -	50.425	8 -	49.398	13 -	<b>48.847</b>	18 -	49.121
4 -	49.532	9 -	50.108	14 -	50.883		
5 -	49.427	10 -	49.026	15 -	49.575		
<b>40</b>	<b>Paul FREEMAN</b>	Ardmore FR95B					
1 -	2:59.945	6 -	50.218	11 -	51.327	16 -	49.471
2 -	53.312	7 -	51.315	12 -	49.997	17 -	49.751
3 -	52.479	8 -	50.310	13 -	49.476	18 -	50.713
4 -	50.901	9 -	49.906	14 -	49.731		
5 -	50.369	10 -	51.200	15 -	<b>49.413</b>		
<b>55</b>	<b>Gareth SALTER</b>	Mallock Mk 27					
1 -	3:28.801	6 -	54.179	11 -	52.752		
2 -	56.216	7 -	52.702	12 -	<b>51.454</b>		
3 -	55.455	8 -	52.853	13 -	52.635		
4 -	54.329	9 -	53.707				
5 -	52.995	10 -	3:45.560				
<b>88</b>	<b>Vaughan THOMAS</b>	Mallock Mk 30					
1 -	3:30.264	6 -	51.148	11 -	50.754	16 -	50.633
2 -	57.541	7 -	51.945	12 -	51.106	17 -	<b>50.295</b>
3 -	53.680	8 -	50.613	13 -	50.935		
4 -	52.758	9 -	51.893	14 -	50.813		
5 -	51.570	10 -	51.192	15 -	50.644		

## The Bookatrack.com Caterham Graduate Championship - Graduate Class QUALIFYING - Race 8

POS	NO	CL	NAME	NAT	ENTRY	TIME	LAPS	GAP	MPH
1	115		Andrew ADSHEAD		Caterham Seven	56.420	21		86.14
2	110		Mike WELBURN		Caterham Seven	56.551	21	0.131	85.94
3	126		Graham SMITH		Caterham Seven	56.746	21	0.326	85.64
4	111		Martin OXBOROUGH		Caterham Seven	56.815	21	0.395	85.54
5	136		Mark GREGORY		Caterham Seven	56.926	21	0.506	85.37
6	131		Garry KENNEDY		Caterham Seven	56.955	21	0.535	85.33
7	105		Toby BRIANT		Caterham Seven	57.029	21	0.609	85.22
8	103		Matthew BURROWS		Caterham Seven	57.161	21	0.741	85.02
9	122		Russell MELROSE		Caterham Seven	57.396	20	0.976	84.67
10	107		Graeme SMITH		Caterham Seven	57.658	21	1.238	84.29
11	116		Kim RAYMENT		Caterham Seven	57.899	20	1.479	83.93
12	137		Paul HARBACH		Caterham Seven	57.911	19	1.491	83.92
13	134		David HEWITT		Caterham Seven	58.107	20	1.687	83.63
14	133		Sean SOUTHWOOD		Caterham Seven	58.139	20	1.719	83.59
15	112		Rob DRAPER		Caterham Seven	58.209	21	1.789	83.49
16	120		David GUY		Caterham Seven	58.358	20	1.938	83.27
17	117		Sheila MARSHALL		Caterham Seven	58.644	20	2.224	82.87
18	121		Darren GRAINGER		Caterham Seven	59.239	19	2.819	82.04
19	138		Andrew FLETCHER		Caterham Seven	59.440	20	3.020	81.76
20	128		Pete CANNARD		Caterham Seven	1:00.452	19	4.032	80.39
21	144		David SIDDALL		Caterham Seven	1:04.354	17	7.934	75.52

Cars 133 and 105 Please Fit Transponder

Weather/Track - Cloudy/Dry

These results are provisional until the conclusion of any judicial and technical matters.

Mallory Park


Circuit Length = 1.3500 miles.

Start: 12:23 End: 12:43

Clerk of Course:	Stewards:	Timekeeper:
------------------	-----------	-------------

# The Bookatrack.com Caterham Graduate Championship - Graduate Class

## GRID - Race 8

ROW 11	1:04.354 144 SIDDALL	
ROW 10	59.440 138 FLETCHER	1:00.452 128 CANNARD
ROW 9	58.644 117 MARSHALL	59.239 121 GRAINGER
ROW 8	58.209 112 DRAPER	58.358 120 GUY
ROW 7	58.107 134 HEWITT	58.139 133 SOUTHWOOD
ROW 6	57.899 116 RAYMENT	57.911 137 HARBACH
ROW 5	57.396 122 MELROSE	57.658 107 SMITH
ROW 4	57.029 105 BRIANT	57.161 103 BURROWS
ROW 3	56.926 136 GREGORY	56.955 131 KENNEDY
ROW 2	56.746 126 SMITH	56.815 111 OXBOROUGH
ROW 1	56.420 115 ADSHEAD	56.551 110 WELBURN
<b>POLE</b>		
		

**Cars 133 and 105 Please Fit Transponder**

**Weather/Track - Cloudy/Dry**

**These results are provisional until the conclusion of any judicial and technical matters.**

Mallory Park

Circuit Length = 1.3500 miles.

Start: 12:23 End: 12:43

Clerk of Course:

Stewards:

Timekeeper:

## The Bookatrack.com Caterham Graduate Championship - Graduate Class LAP ANALYSIS

<b>103</b>	<b>Matthew BURROWS</b>	Caterham Seven									
1 -	4:43.640	6 -	57.637	11 -	57.805	16 -	57.581	21 -	58.856		
2 -	57.599	7 -	58.988	12 -	57.920	17 -	57.790				
3 -	58.385	8 -	57.585	13 -	57.856	18 -	<b>57.161</b>				
4 -	57.283	9 -	58.877	14 -	57.892	19 -	57.473				
5 -	57.614	10 -	57.876	15 -	57.886	20 -	58.847				
<b>105</b>	<b>Toby BRIANT</b>	Caterham Seven									
1 -	4:44.219	6 -	57.272	11 -	57.523	16 -	57.392	21 -	57.415		
2 -	57.601	7 -	57.877	12 -	57.045	17 -	57.092				
3 -	57.428	8 -	57.065	13 -	57.707	18 -	57.904				
4 -	<b>57.029</b>	9 -	57.638	14 -	57.640	19 -	57.081				
5 -	57.699	10 -	57.219	15 -	57.466	20 -	57.602				
<b>107</b>	<b>Graeme SMITH</b>	Caterham Seven									
1 -	4:46.003	6 -	1:07.399	11 -	57.995	16 -	58.326	21 -	58.368		
2 -	57.966	7 -	59.747	12 -	57.857	17 -	1:01.779				
3 -	58.362	8 -	58.904	13 -	<b>57.658</b>	18 -	58.181				
4 -	58.358	9 -	58.512	14 -	58.474	19 -	58.976				
5 -	58.492	10 -	57.980	15 -	57.995	20 -	58.758				
<b>110</b>	<b>Mike WELBURN</b>	Caterham Seven									
1 -	4:40.575	6 -	57.365	11 -	56.594	16 -	57.322	21 -	56.795		
2 -	57.655	7 -	59.842	12 -	<b>56.551</b>	17 -	56.554				
3 -	58.642	8 -	57.090	13 -	58.213	18 -	57.824				
4 -	57.687	9 -	59.219	14 -	57.288	19 -	57.009				
5 -	58.463	10 -	56.913	15 -	57.210	20 -	57.129				
<b>111</b>	<b>Martin OXBOROUGH</b>	Caterham Seven									
1 -	4:41.379	6 -	56.999	11 -	56.901	16 -	57.354	21 -	57.388		
2 -	57.605	7 -	58.685	12 -	56.898	17 -	57.145				
3 -	58.331	8 -	57.051	13 -	<b>56.815</b>	18 -	57.573				
4 -	56.857	9 -	56.942	14 -	57.425	19 -	57.804				
5 -	58.482	10 -	57.057	15 -	57.467	20 -	57.347				
<b>112</b>	<b>Rob DRAPER</b>	Caterham Seven									
1 -	4:51.361	6 -	59.125	11 -	58.477	16 -	58.343	21 -	58.904		
2 -	59.915	7 -	59.132	12 -	58.395	17 -	58.569				
3 -	59.582	8 -	59.055	13 -	58.334	18 -	58.424				
4 -	58.389	9 -	59.611	14 -	58.414	19 -	58.851				
5 -	58.276	10 -	58.564	15 -	<b>58.209</b>	20 -	58.332				
<b>115</b>	<b>Andrew ADSHEAD</b>	Caterham Seven									
1 -	4:42.055	6 -	57.830	11 -	57.574	16 -	57.878	21 -	<b>56.420</b>		
2 -	57.236	7 -	57.764	12 -	56.991	17 -	57.057				
3 -	57.908	8 -	57.818	13 -	57.718	18 -	58.117				
4 -	57.432	9 -	58.541	14 -	57.810	19 -	56.626				
5 -	57.346	10 -	57.219	15 -	57.607	20 -	57.582				

# The Bookatrack.com Caterham Graduate Championship - Graduate Class LAP ANALYSIS

(contd.)

<b>116</b>	<b>Kim RAYMENT</b>	Caterham Seven							
1 -	5:30.158	6 -	58.547	11 -	58.372	16 -	58.044		
2 -	58.629	7 -	58.448	12 -	1:00.454	17 -	58.112		
3 -	58.591	8 -	58.338	13 -	57.907	18 -	58.693		
4 -	58.114	9 -	58.457	14 -	58.745	19 -	<b>57.899</b>		
5 -	58.323	10 -	58.659	15 -	58.327	20 -	58.294		
<b>117</b>	<b>Sheila MARSHALL</b>	Caterham Seven							
1 -	5:07.875	6 -	1:00.004	11 -	59.280	16 -	59.942		
2 -	1:02.825	7 -	59.570	12 -	59.435	17 -	<b>58.644</b>		
3 -	1:00.654	8 -	59.513	13 -	59.916	18 -	59.035		
4 -	1:01.340	9 -	59.186	14 -	1:03.839	19 -	59.152		
5 -	1:00.056	10 -	59.026	15 -	59.533	20 -	59.100		
<b>120</b>	<b>David GUY</b>	Caterham Seven							
1 -	4:55.919	6 -	58.910	11 -	58.997	16 -	59.898		
2 -	1:00.778	7 -	58.500	12 -	<b>58.358</b>	17 -	58.995		
3 -	1:00.367	8 -	58.643	13 -	58.905	18 -	59.294		
4 -	59.321	9 -	59.165	14 -	58.512	19 -	59.419		
5 -	58.758	10 -	58.957	15 -	59.380	20 -	59.517		
<b>121</b>	<b>Darren GRAINGER</b>	Caterham Seven							
1 -	5:14.423	6 -	1:01.596	11 -	1:01.258	16 -	1:01.936		
2 -	1:05.152	7 -	1:00.939	12 -	1:02.269	17 -	1:00.217		
3 -	1:03.072	8 -	1:00.219	13 -	1:04.723	18 -	1:01.870		
4 -	1:01.844	9 -	59.260	14 -	<b>59.239</b>	19 -	1:00.305		
5 -	1:01.442	10 -	1:00.812	15 -	1:00.519				
<b>122</b>	<b>Russell MELROSE</b>	Caterham Seven							
1 -	5:14.071	6 -	58.272	11 -	57.596	16 -	<b>57.396</b>		
2 -	57.926	7 -	58.355	12 -	57.997	17 -	57.463		
3 -	59.550	8 -	57.728	13 -	57.650	18 -	57.440		
4 -	59.147	9 -	57.673	14 -	57.772	19 -	58.745		
5 -	57.896	10 -	58.824	15 -	57.615	20 -	59.304		
<b>126</b>	<b>Graham SMITH</b>	Caterham Seven							
1 -	4:46.099	6 -	56.839	11 -	57.338	16 -	57.306	21 -	57.418
2 -	56.943	7 -	58.194	12 -	<b>56.746</b>	17 -	56.919		
3 -	57.224	8 -	57.276	13 -	58.067	18 -	57.656		
4 -	57.134	9 -	57.784	14 -	57.165	19 -	57.703		
5 -	57.173	10 -	57.610	15 -	57.201	20 -	57.517		
<b>128</b>	<b>Pete CANNARD</b>	Caterham Seven							
1 -	5:08.825	6 -	1:01.414	11 -	1:01.556	16 -	1:01.331		
2 -	1:03.014	7 -	1:02.955	12 -	1:01.795	17 -	1:02.716		
3 -	1:01.989	8 -	1:01.987	13 -	1:02.013	18 -	1:01.585		
4 -	1:02.243	9 -	1:03.020	14 -	1:01.354	19 -	<b>1:00.452</b>		
5 -	1:01.544	10 -	1:01.066	15 -	1:01.403				

# The Bookatrack.com Caterham Graduate Championship - Graduate Class LAP ANALYSIS

(contd.)

<b>131</b>	<b>Garry KENNEDY</b>						Caterham Seven		
1 -	4:52.509	6 -	59.613	11 -	57.878	16 -	57.609	21 -	57.920
2 -	58.933	7 -	58.998	12 -	57.585	17 -	<b>56.955</b>		
3 -	59.087	8 -	58.158	13 -	57.619	18 -	57.460		
4 -	58.375	9 -	58.345	14 -	58.000	19 -	58.018		
5 -	58.346	10 -	58.074	15 -	58.006	20 -	57.813		
<b>133</b>	<b>Sean SOUTHWOOD</b>						Caterham Seven		
1 -	4:54.278	6 -	58.854	11 -	59.300	16 -	<b>58.139</b>		
2 -	1:00.478	7 -	58.464	12 -	58.352	17 -	58.969		
3 -	59.490	8 -	58.538	13 -	58.507	18 -	58.343		
4 -	1:00.509	9 -	58.708	14 -	58.609	19 -	59.085		
5 -	58.964	10 -	59.261	15 -	58.391	20 -	58.267		
<b>134</b>	<b>David HEWITT</b>						Caterham Seven		
1 -	5:00.604	6 -	58.915	11 -	58.648	16 -	58.585		
2 -	59.302	7 -	58.834	12 -	<b>58.107</b>	17 -	58.524		
3 -	58.844	8 -	59.132	13 -	58.359	18 -	58.570		
4 -	58.734	9 -	58.846	14 -	58.165	19 -	59.487		
5 -	59.136	10 -	59.170	15 -	58.632	20 -	1:00.908		
<b>136</b>	<b>Mark GREGORY</b>						Caterham Seven		
1 -	4:59.273	6 -	57.680	11 -	57.429	16 -	57.156	21 -	57.431
2 -	58.585	7 -	57.937	12 -	57.981	17 -	57.041		
3 -	58.651	8 -	57.810	13 -	<b>56.926</b>	18 -	57.641		
4 -	57.787	9 -	57.593	14 -	58.360	19 -	57.839		
5 -	58.040	10 -	57.355	15 -	58.242	20 -	57.406		
<b>137</b>	<b>Paul HARBACH</b>						Caterham Seven		
1 -	6:07.286	6 -	1:00.113	11 -	58.860	16 -	58.606		
2 -	1:02.332	7 -	59.162	12 -	1:01.210	17 -	<b>57.911</b>		
3 -	1:04.410	8 -	59.175	13 -	59.547	18 -	58.805		
4 -	59.940	9 -	1:02.442	14 -	58.669	19 -	58.621		
5 -	59.242	10 -	59.051	15 -	58.138				
<b>138</b>	<b>Andrew FLETCHER</b>						Caterham Seven		
1 -	4:50.935	6 -	59.677	11 -	59.886	16 -	1:00.034		
2 -	1:02.532	7 -	1:00.285	12 -	1:00.546	17 -	1:01.017		
3 -	1:01.832	8 -	1:00.722	13 -	1:00.788	18 -	59.585		
4 -	1:01.062	9 -	1:00.910	14 -	1:00.594	19 -	59.976		
5 -	1:00.832	10 -	1:00.697	15 -	1:00.672	20 -	<b>59.440</b>		
<b>144</b>	<b>David SIDDALL</b>						Caterham Seven		
1 -	5:33.172	6 -	1:10.829	11 -	1:05.724	16 -	1:09.916		
2 -	1:11.047	7 -	1:09.936	12 -	1:09.187	17 -	<b>1:04.354</b>		
3 -	1:08.258	8 -	1:10.588	13 -	1:05.367				
4 -	1:11.828	9 -	1:07.462	14 -	1:06.627				
5 -	1:11.592	10 -	1:06.654	15 -	1:05.415				

# Universal Racing Services Classic Formula Ford 1600

## RACE RESULT - Race 1

POS	NO	CL	NAME	NAT	ENTRY	TIME	LAPS	GAP	MPH	BEST
1	77	B	Paul WALTON		Crossle 25F	10:18.768	12		94.25	50.738
2	5	B	Simon DAVEY		Van Diemen RF 81	10:19.426	12	0.658	94.15	50.639
3	37	B	Anthony WILLS		Royale RP21	10:24.152	12	5.384	93.43	51.131
4	69	A	Dave LOWE		Lotus 69	10:24.344	12	5.576	93.41	50.908
5	9	B	David PENLINGTON		Royale RP 26	10:30.126	12	11.358	92.55	51.031
6	20	B	Richard SHELTON		Crossle 25F	10:38.333	12	19.565	91.36	51.435
7	32	B	David MALPAS		Van Diemen RF 78	10:38.484	12	19.716	91.34	51.553
8	41	B	Neil MARSHALL		Van Diemen RF 78	10:38.606	12	19.838	91.32	51.617
9	7	B	Jon NASH		Van Diemen RF 80	10:39.150	12	20.382	91.24	51.445
10	30	A	Stephen COLLYER		Dulon MP 15	10:39.488	12	20.720	91.19	51.914
11	65	A	Peter DENHAM		Merlyn IIA	10:40.401	12	21.633	91.06	51.954
12	24	A	Steve BRADLEY		Jamun T3	10:40.553	12	21.785	91.04	51.921
13	12	A	Ian MILLWARD		Dulon MP 15	10:41.178	12	22.410	90.95	51.819
14	31	B	Oliver ROBINSON		Royale RP 26	10:47.825	12	29.057	90.02	52.559
15	17	B	Jeff PALMER		Royale RP 26	10:48.571	12	29.803	89.92	52.449
16	79	B	Rick MOWSER		Van Diemen RF 79	10:50.606	12	31.838	89.64	51.859
17	51	A	Albert CLEMENTS		Lotus 51	10:57.441	12	38.673	88.70	53.165
18	34	B	Colin WILLIAMS		P.R.S RH01	11:06.767	12	47.999	87.46	54.149
19	81	B	John HESP		Royale RP 26	10:25.010	11	1 LAP	85.53	54.206
20	92	B	Michael VALENTINE		Elden Mk 24	10:38.399	11	1 LAP	83.74	55.819
21	55	B	Ian MASH		PRS RH01	10:47.112	11	1 LAP	82.61	56.731
22	23	B	Simon MERRIMAN		PRS RH02	10:49.475	11	1 LAP	82.31	56.930

### NOT CLASSIFIED

99	B	Mac MCKILLOP		Royale RP 26	8:00.896	9	D.N.F.	90.95	51.881
11	A	Keith WARD		Jomic Mk 2A	8:16.209	9	D.N.F.	88.14	53.170
22	B	Michael WHITEHEAD		Van Diemen RF 78	2:20.577	2	D.N.F.	69.14	1:07.056

### FASTEST LAP

5	B	Simon DAVEY		Van Diemen RF 81	50.639	10	95.97mph	154.45kph
69	A	Dave LOWE		Lotus 69	50.908	7	95.46mph	153.63kph

Weather/Track - Cloudy/Dry

These results are provisional until the conclusion of any judicial and technical matters.

Mallory Park  
Circuit Length = 1.3500 miles.  
Start: 13:49 End: 13:59

Clerk of Course:	Stewards:	Timekeeper:
------------------	-----------	-------------

# Universal Racing Services Classic Formula Ford 1600

## LAP CHART

Lap 1			Lap 2			Lap 3			Lap 4			Lap 5		
No	Behind	Laptime	No	Behind	Laptime	No	Behind	Laptime	No	Behind	Laptime	No	Behind	Laptime
77		56.855	77		51.449	77		51.349	77		51.216	77		51.085
5	0.525	57.380	5	0.144	51.068	5	0.711	51.916	5	1.186	51.691	5	1.083	50.982
9	0.941	57.796	9	0.903	51.411	9	0.792	51.238	9	1.731	52.155	37	2.353	51.647
7	1.693	58.548	37	1.531	51.181	37	1.313	51.131	37	1.791	51.694	69	2.943	51.391
37	1.799	58.654	69	2.799	51.896	69	2.752	51.302	69	2.637	51.101	7	4.765	51.723
69	2.352	59.207	7	3.462	53.218	7	3.898	51.785	7	4.127	51.445	65	7.779	52.385
99	3.440	1:00.295	99	4.445	52.454	99	4.977	51.881	65	6.479	51.954	99	8.158	52.428
65	3.905	1:00.760	65	4.944	52.488	65	5.741	52.146	99	6.815	53.054	9	9.219	58.573
32	4.263	1:01.118	24	5.414	52.455	41	6.676	52.261	32	8.252	52.562	32	9.638	52.471
24	4.408	1:01.263	32	5.573	52.759	32	6.906	52.682	41	8.443	52.983	41	10.209	52.851
20	4.574	1:01.429	41	5.764	52.569	24	7.571	53.506	20	8.516	52.070	20	10.845	53.414
41	4.644	1:01.499	20	6.496	53.371	20	7.662	52.515	30	9.632	52.610	30	11.216	52.669
30	5.324	1:02.179	30	6.727	52.852	30	8.238	52.860	24	10.049	53.694	24	11.438	52.474
12	6.056	1:02.911	12	7.223	52.616	12	8.856	52.982	12	10.591	52.951	12	12.047	52.541
11	6.218	1:03.073	11	8.348	53.579	31	11.317	53.704	31	12.873	52.772	31	14.564	52.776
51	6.489	1:03.344	31	8.962	53.133	11	11.479	54.480	11	13.573	53.310	11	15.658	53.170
31	7.278	1:04.133	51	9.555	54.515	51	12.285	54.079	17	15.047	53.676	17	16.663	52.701
79	7.645	1:04.500	79	9.935	53.739	17	12.587	53.377	51	16.251	55.182	51	18.401	53.235
17	8.113	1:04.968	17	10.559	53.895	79	12.864	54.278	79	16.408	54.760	79	18.816	53.493
34	9.784	1:06.639	34	13.029	54.694	34	15.885	54.205	34	18.941	54.272	34	22.005	54.149
92	9.997	1:06.852	92	14.367	55.819	92	19.545	56.527	92	25.841	57.512	92	32.142	57.386
55	12.063	1:08.918	81	18.875	56.852	81	23.184	55.658	81	27.609	55.641	81	32.568	56.044
23	13.220	1:10.075	55	19.167	58.553	55	25.136	57.318	55	31.121	57.201	55	38.304	58.268
81	13.472	1:10.327	23	20.175	58.404	23	26.140	57.314	23	31.854	56.930	23	38.642	57.873
22	16.666	1:13.521	22	32.273	1:07.056									

# Universal Racing Services Classic Formula Ford 1600 LAP CHART

(contd.)

Lap 6			Lap 7			Lap 8			Lap 9			Lap 10		
No	Behind	Laptime	No	Behind	Laptime	No	Behind	Laptime	No	Behind	Laptime	No	Behind	Laptime
77		51.377	77		51.099	77		50.765	77		51.065	77		50.933
5	0.587	50.881	5	0.380	50.892	5	0.618	51.003	5	0.756	51.203	5	0.462	50.639
37	2.250	51.274	37	2.506	51.355	37	2.978	51.237	92	1 LAP	58.903	37	4.116	51.707
69	2.987	51.421	69	2.796	50.908	69	3.145	51.114	37	3.342	51.429	69	4.409	51.627
7	5.137	51.749	7	5.890	51.852	7	6.869	51.744	69	3.715	51.635	92	1 LAP	57.276
9	9.447	51.605	9	9.686	51.338	9	10.058	51.137	55	1 LAP	58.370	7	9.208	52.457
99	9.450	52.669	99	10.258	51.907	32	11.908	51.553	23	1 LAP	58.221	9	10.631	51.412
65	9.766	53.364	32	11.120	51.898	99	12.298	52.805	7	7.684	51.880	55	1 LAP	57.206
32	10.321	52.060	41	11.920	52.212	41	12.772	51.617	9	10.152	51.159	23	1 LAP	57.425
41	10.807	51.975	20	12.365	52.561	20	13.428	51.828	20	14.462	52.099	32	15.750	52.221
20	10.903	51.435	65	13.267	54.600	65	14.709	52.207	32	14.462	53.619	20	16.147	52.618
30	12.231	52.392	30	13.576	52.444	30	14.978	52.167	99	14.636	53.403	41	16.711	53.007
24	12.430	52.369	24	13.983	52.652	24	15.350	52.132	41	14.637	52.930	30	17.739	52.585
12	12.917	52.247	12	14.564	52.746	12	16.250	52.451	65	15.647	52.003	65	17.827	53.113
31	15.746	52.559	31	17.642	52.995	31	20.253	53.376	30	16.087	52.174	24	18.331	52.905
17	18.639	53.353	17	20.041	52.501	17	22.231	52.955	24	16.359	52.074	12	18.974	52.903
11	18.957	54.676	11	21.504	53.646	11	25.523	54.784	12	17.004	51.819	31	24.481	53.405
51	21.006	53.982	79	23.181	53.095	79	25.622	53.206	31	22.009	52.821	17	26.298	52.777
79	21.185	53.746	51	24.101	54.194	51	26.501	53.165	17	24.454	53.288	79	29.311	52.654
34	25.117	54.489	34	28.942	54.924	34	32.751	54.574	79	27.590	53.033	51	32.611	53.801
81	37.246	56.055	81	41.586	55.439	81	45.736	54.915	51	29.743	54.307	34	40.141	54.643
92	38.322	57.557	92	44.288	57.065				11	29.949	55.491			
55	44.138	57.211	55	50.146	57.107				34	36.431	54.745			
23	44.624	57.359	23	50.614	57.089				81	49.296	54.625			

# Universal Racing Services Classic Formula Ford 1600 LAP CHART

(contd.)

Lap 11			Lap 12			Lap 13			Lap 14			Lap 15		
No	Behind	Laptime	No	Behind	Laptime	No	Behind	Laptime	No	Behind	Laptime	No	Behind	Laptime
77		50.837	77		50.738									
5	0.538	50.913	5	0.658	50.858									
81	1 LAP	55.248	37	5.384	51.377									
37	4.745	51.466	69	5.576	51.202									
69	5.112	51.540	81	1 LAP	54.206									
7	10.511	52.140	9	11.358	51.271									
9	10.825	51.031	20	19.565	52.621									
92	1 LAP	56.778	92	1 LAP	56.724									
20	17.682	52.372	32	19.716	52.772									
32	17.682	52.769	41	19.838	51.781									
41	18.795	52.921	7	20.382	1:00.609									
30	19.544	52.642	30	20.720	51.914									
65	20.407	53.417	65	21.633	51.964									
24	20.602	53.108	24	21.785	51.921									
12	20.962	52.825	12	22.410	52.186									
55	1 LAP	1:00.229	55	1 LAP	56.731									
23	1 LAP	59.705	31	29.057	53.062									
31	26.733	53.089	17	29.803	52.631									
17	27.910	52.449	23	1 LAP	59.080									
79	30.717	52.243	79	31.838	51.859									
51	35.296	53.522	51	38.673	54.115									
34	44.035	54.731	34	47.999	54.702									

# BARC Westfield Sportscar Championship iaw Avon T

## RACE RESULT - Race 2

POS	NO	CL	NAME	NAT	ENTRY	TIME	LAPS	GAP	MPH	BEST
1	2		<b>Bill LANCASHIRE</b>		Westfield SEi Zetec	10:25.858	12		93.18	51.227
2	3		<b>Keith SCARFE</b>		Westfield SEi Zetec	10:29.446	12	3.588	92.65	51.361
3	4		<b>Nick FLOWERS</b>		Westfield SEi Zetec	10:29.559	12	3.701	92.63	51.410
4	99		<b>Jim BICKLEY</b>		Westfield SEi Zetec	10:31.595	12	5.737	92.33	51.768
5	6		<b>Chris DAVISON</b>		Westfield SEi	10:41.659	12	15.801	90.88	52.199
6	31		<b>Oliver CRAWFORD</b>		Westfield SEi Zetec	10:42.013	12	16.155	90.83	51.855
7	28		<b>Jonathan HAWKINS</b>		Westfield SEi Zetec	10:45.758	12	19.900	90.31	52.452
8	11		<b>Peter CHATTIN</b>		Westfield SEi Zetec	10:49.511	12	23.653	89.79	52.541
9	5		<b>Stephen HALL</b>		Westfield SEi Zetec	10:50.253	12	24.395	89.68	52.569
10	69		<b>Jeff DAVIES</b>		Westfield SEi Zetec	10:50.346	12	24.488	89.67	51.888
11	21		<b>Andy MOWBRAY</b>		Westfield SE Zetec	10:53.047	12	27.189	89.30	52.657
12	14		<b>Richard KERSHAW</b>		Westfield SEi Zetec	10:54.829	12	28.971	89.06	52.449
13	13		<b>Quentin LAITHWAITE</b>		Westfield SEi Zetec	10:59.498	12	33.640	88.43	52.548
14	9		<b>Derek BROOKS</b>		Westfield SEi Zetec	11:00.816	12	34.958	88.25	53.154
15	18		<b>Michael ELLIS</b>		Westfield SEi Zetec	11:03.707	12	37.849	87.87	53.160
16	8		<b>Paul ROUND</b>		Westfield SEi Zetec	11:04.219	12	38.361	87.80	53.227
17	71		<b>Martin GARTSIDE</b>		Westfield SEi Zetec	11:14.089	12	48.231	86.51	52.964
18	36		<b>Jon CHAPPELL</b>		Westfield SEi Zetec	11:15.283	12	49.425	86.36	54.685
19	19		<b>Ian TREVOR</b>		Westfield SEi Zetec	10:37.836	11	1 LAP	83.81	55.969

### NOT CLASSIFIED

42			<b>Brian SMALL</b>		Westfield SEi Zetec	4:34.747	5	D.N.F.	88.44	52.372
25			<b>Jon MORTON</b>		Westfield SEi Zetec	4:54.914	5	D.N.F.	82.39	54.145

### FASTEST LAP

2			<b>Bill LANCASHIRE</b>		Westfield SEi Zetec	51.227	10	94.87mph	152.68kph	
---	--	--	------------------------	--	---------------------	--------	----	----------	-----------	--

Weather/Track - Cloudy/Dry

These results are provisional until the conclusion of any judicial and technical matters.

Mallory Park  
Circuit Length = 1.3500 miles.  
Start: 14:12 End: 14:22

Clerk of Course:	Stewards:	Timekeeper:
------------------	-----------	-------------

# BARC Westfield Sportscar Championship iaw Avon T

## LAP CHART

Lap 1			Lap 2			Lap 3			Lap 4			Lap 5		
No	Behind	Laptime	No	Behind	Laptime	No	Behind	Laptime	No	Behind	Laptime	No	Behind	Laptime
99		58.466	2		52.186	2		51.386	2		51.398	2		51.502
2	0.129	58.595	99	0.488	52.803	4	1.252	51.968	4	2.013	52.159	4	2.406	51.895
4	0.412	58.878	3	0.637	52.312	99	1.530	52.428	3	2.156	51.672	99	2.910	52.198
3	0.640	59.106	4	0.670	52.573	3	1.882	52.631	99	2.214	52.082	3	3.106	52.452
14	1.178	59.644	14	1.312	52.449	5	4.181	53.643	69	6.237	53.211	69	7.028	52.293
5	1.670	1:00.136	5	1.924	52.569	69	4.424	52.452	5	6.531	53.748	31	7.752	52.166
13	1.820	1:00.286	13	2.347	52.842	31	5.014	53.331	31	7.088	53.472	5	8.277	53.248
31	2.638	1:01.104	31	3.069	52.746	6	5.849	53.151	6	7.399	52.948	6	8.612	52.715
69	3.042	1:01.508	69	3.358	52.631	28	6.699	53.554	28	7.753	52.452	28	9.049	52.798
28	3.418	1:01.884	6	4.084	52.526	42	7.549	53.280	42	8.523	52.372	42	9.680	52.659
6	3.873	1:02.339	28	4.531	53.428	21	8.615	54.611	11	11.074	52.920	11	12.707	53.135
21	4.022	1:02.488	21	5.390	53.683	11	9.552	54.588	21	11.213	53.996	21	13.270	53.559
42	5.022	1:03.488	42	5.655	52.948	36	12.578	55.466	9	16.753	54.861	14	19.781	54.219
11	5.327	1:03.793	11	6.350	53.338	9	13.290	55.716	36	16.892	55.712	9	20.059	54.808
36	6.128	1:04.594	36	8.498	54.685	71	14.197	56.702	14	17.064	54.115	71	21.136	55.441
71	6.621	1:05.087	71	8.881	54.575	14	14.347	1:04.421	71	17.197	54.398	36	21.896	56.506
8	6.762	1:05.228	9	8.960	54.348	8	14.697	56.734	18	17.573	53.945	18	22.090	56.019
9	6.927	1:05.393	8	9.349	54.902	18	15.026	56.470	8	18.130	54.831	8	22.574	55.946
25	7.277	1:05.743	25	9.636	54.674	25	15.709	57.459	25	18.456	54.145	13	25.049	53.221
18	7.879	1:06.345	18	9.942	54.378	19	18.712	57.220	19	23.283	55.969	19	28.744	56.963
19	8.697	1:07.163	19	12.878	56.496	13	21.782	1:10.821	13	23.330	52.946	25	29.847	1:02.893

# BARC Westfield Sportscar Championship iaw Avon T LAP CHART

(contd.)

Lap 6			Lap 7			Lap 8			Lap 9			Lap 10		
No	Behind	Laptime	No	Behind	Laptime	No	Behind	Laptime	No	Behind	Laptime	No	Behind	Laptime
2		51.518	2		51.623	2		51.517	2		51.442	2		51.227
3	2.991	51.403	3	2.729	51.361	3	2.818	51.606	3	3.014	51.638	3	3.227	51.440
4	3.129	52.241	4	3.183	51.677	4	3.076	51.410	4	3.215	51.581	4	3.678	51.690
99	3.454	52.062	99	4.127	52.296	99	4.421	51.811	99	4.914	51.935	99	5.515	51.828
69	7.934	52.424	6	10.173	52.503	6	11.314	52.658	6	12.744	52.872	6	14.001	52.484
31	8.089	51.855	31	10.548	54.082	31	11.931	52.900	31	13.235	52.746	31	14.423	52.415
6	9.293	52.199	28	13.113	54.238	28	14.454	52.858	28	15.724	52.712	28	17.241	52.744
5	10.245	53.486	5	13.742	55.120	5	16.643	54.418	5	18.896	53.695	5	20.629	52.960
28	10.498	52.967	11	16.678	54.090	11	18.013	52.852	11	19.792	53.221	11	21.106	52.541
11	14.211	53.022	21	18.444	54.890	21	20.828	53.901	69	22.873	52.863	69	23.853	52.207
21	15.177	53.425	69	20.626	1:04.315	69	21.452	52.343	21	23.162	53.776	21	24.696	52.761
14	21.534	53.271	14	23.240	53.329	14	24.452	52.729	14	25.850	52.840	14	27.154	52.531
9	22.164	53.623	9	23.993	53.452	9	25.630	53.154	9	27.721	53.533	9	30.029	53.535
71	22.582	52.964	71	24.770	53.811	13	29.301	53.066	13	30.580	52.721	13	31.946	52.593
18	24.634	54.062	18	27.255	54.244	18	29.989	54.251	18	31.707	53.160	18	34.000	53.520
8	25.035	53.979	13	27.752	53.291	8	30.757	53.965	8	32.552	53.237	8	34.552	53.227
13	26.084	52.553	8	28.309	54.897	36	33.655	55.362	36	37.952	55.739	71	42.093	53.948
36	26.171	55.793	36	29.810	55.262	71	36.338	1:03.085	71	39.372	54.476	36	42.524	55.799
19	34.205	56.979	19	39.749	57.167	19	45.468	57.236	19	51.003	56.977			

# BARC Westfield Sportscar Championship iaw Avon T LAP CHART

(contd.)

Lap 11			Lap 12			Lap 13			Lap 14			Lap 15		
No	Behind	Laptime	No	Behind	Laptime	No	Behind	Laptime	No	Behind	Laptime	No	Behind	Laptime
2		51.545	2		51.919									
3	3.394	51.712	3	3.588	52.113									
4	3.718	51.585	4	3.701	51.902									
99	5.888	51.918	99	5.737	51.768									
19	1 LAP	58.878	19	1 LAP	56.788									
6	15.086	52.630	6	15.801	52.634									
31	15.468	52.590	31	16.155	52.606									
28	18.565	52.869	28	19.900	53.254									
11	22.745	53.184	11	23.653	52.827									
5	23.293	54.209	5	24.395	53.021									
69	24.519	52.211	69	24.488	51.888									
21	25.808	52.657	21	27.189	53.300									
14	28.348	52.739	14	28.971	52.542									
9	32.946	54.462	13	33.640	52.548									
13	33.011	52.610	9	34.958	53.931									
18	36.016	53.561	18	37.849	53.752									
8	36.934	53.927	8	38.361	53.346									
71	45.054	54.506	71	48.231	55.096									
36	46.224	55.245	36	49.425	55.120									

# Kumho BMW Championship

## RACE RESULT - Race 3

POS	NO	CL	NAME	NAT	ENTRY	TIME	LAPS	GAP	MPH	BEST
1	3	A	Martyn BELL		BMW M3 E46	12:19.699	14		91.98	52.076
2	17	A	Rick KERRY		BMW M5	12:23.334	14	3.635	91.53	51.983
3	7	A	Don GRICE		BMW E36 M3	12:25.768	14	6.069	91.23	52.519
4	11	A	Mark GRADY		BMW M3	12:26.357	14	6.658	91.16	52.364
5	15	A	James MCALLISTER		BMW M3 E36	12:34.714	14	15.015	90.15	52.665
6	30	B	Richard MALLINSON		BMW E30 M3	12:35.956	14	16.257	90.00	53.015
7	6	A	Colin WHITMORE		BMW E36 M3	12:36.274	14	16.575	89.96	52.781
8	28	B	Carolyn BARKER		BMW E30	12:52.659	14	32.960	88.06	54.227
9	14	A	Scott GRANT		BMW E36 M3 Evo	12:53.026	14	33.327	88.01	53.630
10	35	B	Giovanni DI GENNARO		BMW E30 M3	12:58.453	14	38.754	87.40	54.293
11	23	B	Evelyne BUANIC		BMW M3	12:59.573	14	39.874	87.27	54.314
12	61	D	Stuart LAWS		BMW 325 E30	13:13.624	14	53.925	85.73	55.642
13	38	B	James COOK		BMW E30 M3	12:20.900	13	1 LAP	85.27	55.615
14	69	D	Terry TRUST		BMW 325i	12:31.157	12	2 LAPS	77.64	1:00.833

### FASTEST LAP

17	A	Rick KERRY	BMW M5	51.983	2	93.49mph	150.46kph
30	B	Richard MALLINSON	BMW E30 M3	53.015	4	91.67mph	147.53kph
61	D	Stuart LAWS	BMW 325 E30	55.642	3	87.34mph	140.56kph

Weather/Track - Cloudy/Dry

These results are provisional until the conclusion of any judicial and technical matters.

Mallory Park  
Circuit Length = 1.3500 miles.  
Start: 14:36 End: 14:48

Clerk of Course:	Stewards:	Timekeeper:
------------------	-----------	-------------

# Kumho BMW Championship

## LAP CHART

Lap 1			Lap 2			Lap 3			Lap 4			Lap 5		
No	Behind	Laptime	No	Behind	Laptime	No	Behind	Laptime	No	Behind	Laptime	No	Behind	Laptime
3		57.605	3		52.217	3		52.568	3		52.477	3		52.076
17	1.623	59.228	17	1.389	51.983	17	1.891	53.070	17	2.325	52.911	17	2.923	52.674
11	2.039	59.644	11	2.186	52.364	7	2.620	52.521	7	2.662	52.519	7	3.567	52.981
7	2.268	59.873	7	2.667	52.616	11	3.135	53.517	11	3.598	52.940	11	4.542	53.020
30	2.548	1:00.153	30	3.840	53.509	30	4.386	53.114	30	4.924	53.015	30	5.954	53.106
15	3.043	1:00.648	15	4.412	53.586	15	5.032	53.188	15	5.220	52.665	15	6.320	53.176
6	3.826	1:01.431	6	4.860	53.251	6	5.941	53.649	6	6.353	52.889	6	7.058	52.781
28	5.186	1:02.791	28	7.645	54.676	28	10.146	55.069	28	12.715	55.046	28	15.316	54.677
35	5.611	1:03.216	35	8.675	55.281	35	10.862	54.755	35	13.306	54.921	35	15.692	54.462
14	6.168	1:03.773	14	9.045	55.094	14	11.328	54.851	14	13.638	54.787	14	16.671	55.109
23	7.172	1:04.777	23	9.993	55.038	23	11.901	54.476	23	14.262	54.838	23	17.344	55.158
61	8.188	1:05.793	61	12.216	56.245	61	15.290	55.642	61	18.678	55.865	61	22.336	55.734
69	11.133	1:08.738	38	15.068	56.034	38	18.591	56.091	38	22.395	56.281	38	26.038	55.719
38	11.251	1:08.856	69	19.749	1:00.833	69	28.843	1:01.662	69	37.324	1:00.958	69	46.326	1:01.078

# Kumho BMW Championship LAP CHART

(contd.)

Lap 6			Lap 7			Lap 8			Lap 9			Lap 10		
No	Behind	Laptime	No	Behind	Laptime	No	Behind	Laptime	No	Behind	Laptime	No	Behind	Laptime
3		52.307	3		52.546	3		52.475	3		52.258	3		52.433
17	3.192	52.576	17	3.124	52.478	17	3.263	52.614	17	3.682	52.677	17	3.824	52.575
7	3.995	52.735	7	4.293	52.844	7	4.521	52.703	7	5.225	52.962	7	5.383	52.591
11	4.872	52.637	11	5.086	52.760	11	5.125	52.514	11	5.724	52.857	11	5.805	52.514
30	6.837	53.190	69	1 LAP	1:03.737	30	9.209	54.164	30	10.417	53.466	30	11.571	53.587
15	7.140	53.127	30	7.520	53.229	15	9.692	54.430	15	10.680	53.246	15	11.957	53.710
6	7.864	53.113	15	7.737	53.143	6	10.197	53.921	6	11.489	53.550	6	12.728	53.672
28	17.480	54.471	6	8.751	53.433	69	1 LAP	1:03.013	28	23.607	54.548	28	25.401	54.227
35	18.265	54.880	28	19.179	54.245	28	21.317	54.613	35	24.574	54.996	14	26.563	53.869
14	18.717	54.353	35	20.012	54.293	35	21.836	54.299	14	25.127	55.119	35	27.232	55.091
23	19.684	54.647	14	20.493	54.322	14	22.266	54.248	23	26.238	54.964	23	28.327	54.522
61	26.439	56.410	23	21.693	54.555	23	23.532	54.314	69	1 LAP	1:03.413	69	1 LAP	1:01.000
38	29.725	55.994	61	30.017	56.124	61	33.433	55.891	61	37.001	55.826	61	40.443	55.875
			38	32.930	55.751	38	36.146	55.691	38	39.553	55.665	38	43.597	56.477

# Kumho BMW Championship

## LAP CHART

(contd.)

Lap 11			Lap 12			Lap 13			Lap 14			Lap 15		
No	Behind	Laptime	No	Behind	Laptime	No	Behind	Laptime	No	Behind	Laptime	No	Behind	Laptime
3		52.393	3		52.539	3		52.874	3		52.931			
17	4.121	52.690	17	4.249	52.667	69	2 LAPS	1:01.967	38	1 LAP	56.697			
7	5.670	52.680	7	5.713	52.582	17	3.709	52.334	17	3.635	52.857			
11	6.238	52.826	11	6.312	52.613	7	5.870	53.031	7	6.069	53.130			
30	12.703	53.525	30	13.913	53.749	11	6.562	53.124	11	6.658	53.027			
15	12.967	53.403	15	14.114	53.686	30	14.696	53.657	69	2 LAPS	1:02.583			
6	13.916	53.581	6	14.452	53.075	15	14.841	53.601	15	15.015	53.105			
28	27.497	54.489	28	29.485	54.527	6	15.428	53.850	30	16.257	54.492			
14	27.800	53.630	14	29.852	54.591	28	31.277	54.666	6	16.575	54.078			
35	29.577	54.738	35	32.726	55.688	14	31.773	54.795	28	32.960	54.614			
23	31.293	55.359	23	34.346	55.592	35	35.634	55.782	14	33.327	54.485			
61	43.903	55.853	61	47.528	56.164	23	36.937	55.465	35	38.754	56.051			
69	1 LAP	1:02.175	38	50.309	55.615	61	50.875	56.221	23	39.874	55.868			
38	47.233	56.029							61	53.925	55.981			

# The Bookatrack.com Caterham Graduate Championship - Super Graduate Class

## RACE RESULT - Race 4

POS	NO	CL	NAME	NAT	ENTRY	TIME	LAPS	GAP	MPH	BEST
1	67		Malcolm BARNETT		Caterham Seven	11:07.584	12		87.36	54.851
2	14		Nick POTTER		Caterham Seven	11:07.734	12	0.150	87.34	54.880
3	59		Nick HARYETT		Caterham Seven	11:08.348	12	0.764	87.26	54.280
4	7		Bill ADDISON		Caterham Seven	11:08.810	12	1.226	87.20	54.539
5	58		Mark THOMPSON		Caterham Seven	11:09.255	12	1.671	87.14	54.547
6	82		John PARKER		Caterham Seven	11:10.763	12	3.179	86.94	54.387
7	66		Matthew GILLBANKS		Caterham Seven	11:12.314	12	4.730	86.74	54.777
8	60		Mike SOLAN		Caterham Seven	11:12.673	12	5.089	86.69	54.878
9	79		Rob WINROW		Caterham Seven	11:16.903	12	9.319	86.15	54.893
10	73		Simon POWELL		Caterham Seven	11:17.754	12	10.170	86.04	54.410
11	64		John BARRY		Caterham Seven	11:18.371	12	10.787	85.97	55.106
12	78		Ian ATKINSON		Caterham Seven	11:18.473	12	10.889	85.95	54.880
13	65		Benjamin STURGES		Caterham Seven	11:18.777	12	11.193	85.91	55.208
14	76		Martin GOSS		Caterham Seven	11:19.590	12	12.006	85.81	55.184
15	74		David JONES		Caterham Seven	11:27.698	12	20.114	84.80	55.769
16	55		Iain MILLIGAN		Caterham Seven	11:28.435	12	20.851	84.71	55.352
17	4		Stuart DIXON		Caterham Seven	11:28.470	12	20.886	84.71	55.114
18	56		Dan WHILEY		Caterham Seven	11:29.806	12	22.222	84.54	55.718
19	81		Russell PEART		Caterham Seven	11:31.444	12	23.860	84.34	55.568
20	53		Tom OVERTON		Caterham Seven	11:33.882	12	26.298	84.04	55.987
21	62		Will FARRELLY		Caterham Seven	11:37.532	12	29.948	83.60	54.743
22	57		Richard ORMSON		Caterham Seven	11:47.027	12	39.443	82.48	56.904
NOT CLASSIFIED										
54			John WATSON		Caterham Seven	8:44.654	9	D.N.F.	83.36	55.032
FASTEST LAP										
59			Nick HARYETT		Caterham Seven	54.280	11	89.53mph		144.09kph

Weather/Track - Cloudy/Dry  
 These results are provisional until the conclusion of any judicial and technical matters.

Mallory Park  
 Circuit Length = 1.3500 miles.  
 Start: 15:01 End: 15:13

Clerk of Course:	Stewards:	Timekeeper:
------------------	-----------	-------------

# The Bookatrack.com Caterham Graduate Championship - Super Graduate Class LAP CHART

Lap 1			Lap 2			Lap 3			Lap 4			Lap 5		
No	Behind	Laptime	No	Behind	Laptime	No	Behind	Laptime	No	Behind	Laptime	No	Behind	Laptime
67		1:00.689	7		55.029	14		54.917	14		55.268	14		55.070
7	0.640	1:01.329	67	0.126	55.795	7	0.003	55.195	7	0.237	55.502	67	0.114	54.851
14	0.991	1:01.680	14	0.275	54.953	67	0.449	55.515	67	0.333	55.152	7	0.912	55.745
59	1.096	1:01.785	59	0.730	55.303	59	0.961	55.423	59	1.232	55.539	73	1.319	55.045
58	1.853	1:02.542	73	1.383	54.686	73	1.073	54.882	73	1.344	55.539	59	1.648	55.486
73	2.366	1:03.055	58	2.019	55.835	58	1.714	54.887	58	1.745	55.299	58	1.968	55.293
66	2.468	1:03.157	60	2.361	55.474	60	2.087	54.918	60	2.133	55.314	60	2.763	55.700
60	2.556	1:03.245	66	2.634	55.835	66	3.073	55.631	82	2.961	54.891	82	3.210	55.319
82	2.955	1:03.644	82	3.179	55.893	82	3.338	55.351	66	3.280	55.475	66	3.936	55.726
76	3.354	1:04.043	76	3.561	55.876	76	3.778	55.409	62	4.003	55.038	76	4.486	55.184
62	3.832	1:04.521	62	3.733	55.570	62	4.233	55.692	76	4.372	55.862	62	4.581	55.648
79	4.088	1:04.777	79	4.216	55.797	79	4.666	55.642	79	4.742	55.344	79	4.832	55.160
65	4.384	1:05.073	65	4.678	55.963	65	5.016	55.530	65	4.956	55.208	65	5.262	55.376
64	4.824	1:05.513	64	4.986	55.831	64	5.096	55.302	64	5.970	56.142	78	5.933	54.995
78	5.082	1:05.771	54	5.417	55.654	78	5.727	55.426	78	6.008	55.549	54	6.290	55.083
54	5.432	1:06.121	78	5.493	56.080	54	6.075	55.850	54	6.277	55.470	64	6.706	55.806
74	6.224	1:06.913	74	6.324	55.769	74	6.979	55.847	74	7.790	56.079	74	8.960	56.240
53	7.028	1:07.717	4	8.945	56.979	4	9.801	56.048	4	10.833	56.300	4	11.987	56.224
56	7.096	1:07.785	53	9.171	57.812	55	10.423	56.365	55	11.159	56.004	55	12.207	56.118
4	7.635	1:08.324	55	9.250	56.591	53	11.208	57.229	56	12.351	56.378	56	13.537	56.256
81	8.269	1:08.958	56	9.760	58.333	56	11.241	56.673	53	13.400	57.460	53	15.929	57.599
55	8.328	1:09.017	81	10.731	58.131	81	12.107	56.568	81	13.654	56.815	81	16.018	57.434
57	9.027	1:09.716	57	11.304	57.946	57	13.475	57.363	57	15.376	57.169	57	17.607	57.301

# The Bookatrack.com Caterham Graduate Championship - Super Graduate Class LAP CHART

(contd.)

Lap 6			Lap 7			Lap 8			Lap 9			Lap 10		
No	Behind	Laptime	No	Behind	Laptime	No	Behind	Laptime	No	Behind	Laptime	No	Behind	Laptime
14		55.217	14		55.122	14		55.253	14		55.282	14		54.880
67	0.090	55.193	7	0.178	54.539	7	0.092	55.167	67	0.094	55.142	67	0.066	54.852
7	0.761	55.066	67	0.178	55.210	67	0.234	55.309	59	0.858	55.426	59	1.109	55.131
73	1.042	54.940	59	0.970	54.740	59	0.714	54.997	73	0.919	55.154	73	1.399	55.360
59	1.352	54.921	73	1.368	55.448	73	1.047	54.932	7	1.379	56.569	7	1.682	55.183
58	1.516	54.765	58	1.659	55.265	58	1.221	54.815	58	1.733	55.794	58	2.042	55.189
82	2.923	54.930	82	2.188	54.387	82	1.688	54.753	82	2.328	55.922	82	3.677	56.229
66	3.704	54.985	66	3.359	54.777	60	3.469	55.211	66	3.783	55.187	66	4.361	55.458
60	3.755	56.209	60	3.511	54.878	66	3.878	55.772	60	4.206	56.019	60	4.527	55.201
62	4.960	55.596	62	4.591	54.753	62	4.081	54.743	79	6.109	56.203	79	6.911	55.682
79	5.546	55.931	79	5.317	54.893	79	5.188	55.124	78	8.922	57.468	78	9.832	55.790
76	5.561	56.292	65	6.842	56.145	78	6.736	54.880	65	9.230	57.704	65	10.182	55.832
65	5.819	55.774	78	7.109	55.457	65	6.808	55.219	64	10.092	57.317	64	10.319	55.107
54	6.105	55.032	54	7.442	56.459	54	8.045	55.856	76	10.572	57.405	76	10.933	55.241
78	6.774	56.058	64	7.640	55.869	64	8.057	55.670	74	14.738	57.391	74	16.369	56.511
64	6.893	55.404	76	8.227	57.788	76	8.449	55.475	55	15.039	56.672	55	16.562	56.403
74	10.038	56.295	74	11.357	56.441	74	12.629	56.525	4	16.389	57.694	4	17.437	55.928
55	13.053	56.063	55	13.550	55.619	55	13.649	55.352	56	19.152	58.228	56	20.292	56.020
4	13.207	56.437	4	14.116	56.031	4	13.977	55.114	81	21.403	57.681	81	22.391	55.868
56	14.466	56.146	56	15.741	56.397	56	16.206	55.718	54	21.892	1:09.129	53	23.393	56.383
81	17.507	56.706	81	18.499	56.114	81	19.004	55.758	53	21.890	57.326	62	28.627	55.659
53	18.034	57.322	53	19.112	56.200	53	19.846	55.987	62	27.848	1:19.049	57	31.654	57.870
57	19.462	57.072	57	21.280	56.940	57	22.931	56.904	57	28.664	1:01.015			

# The Bookatrack.com Caterham Graduate Championship - Super Graduate Class LAP CHART

(contd.)

Lap 11			Lap 12			Lap 13			Lap 14			Lap 15		
No	Behind	Laptime	No	Behind	Laptime	No	Behind	Laptime	No	Behind	Laptime	No	Behind	Laptime
14		54.933	67		55.011									
76	0.478	54.294	14	0.150	55.159									
59	0.456	54.280	59	0.764	55.317									
73	0.876	54.410	7	1.226	54.886									
7	1.349	54.600	58	1.671	55.024									
58	1.656	54.547	82	3.179	54.883									
82	3.305	54.561	66	4.730	55.117									
66	4.622	55.194	60	5.089	55.437									
60	4.661	55.067	79	9.319	56.427									
79	7.901	55.923	73	10.170	1:04.303									
64	10.492	55.106	64	10.787	55.304									
65	10.615	55.366	78	10.889	55.102									
78	10.796	55.897	65	11.193	55.587									
76	11.303	55.303	76	12.006	55.712									
74	18.416	56.980	74	20.114	56.707									
55	18.681	57.052	55	20.851	57.179									
4	18.838	56.334	4	20.886	57.057									
56	21.340	55.981	56	22.222	55.891									
81	23.026	55.568	81	23.860	55.843									
53	24.707	56.247	53	26.298	56.600									
62	29.054	55.360	62	29.948	55.903									
57	35.188	58.467	57	39.443	59.264									

# Universal Racing Services Classic Formula Ford 2000

## RACE RESULT - Race 5

POS	NO	CL	NAME	NAT	ENTRY	TIME	LAPS	GAP	MPH	BEST
1	78	A	Sideshow BOB		Van Diemen RF 82	12:05.255	15		100.51	47.312
2	4	A	Oilly HANCOCK		Van Diemen RF 82	12:10.451	15	5.196	99.80	48.023
3	11	A	Judd COUPLAND		Van Diemen RF 82	12:10.690	15	5.435	99.76	48.051
4	88	A	James RUSKIN		Van Diemen RF 82	12:11.178	15	5.923	99.70	48.052
5	47	A	Nicholas PEARCE		Van Diemen RF 82	12:17.009	15	11.754	98.91	48.205
6	1	A	Eddie WILKINS		Van Diemen RF 83	12:17.259	15	12.004	98.88	48.290
7	45	A	Trevor ARKELL		Reynard SF 81	12:18.326	15	13.071	98.73	48.137
8	33	A	Phil WALKER		Van Diemen RF 82	12:18.863	15	13.608	98.66	48.220
9	49	A	Stephen WONTNER		Van Diemen RF 83	12:28.874	15	23.619	97.34	48.769
10	67	A	Parnas KAKHIDZE		Van Diemen RF82	12:29.773	15	24.518	97.22	49.132
11	9	A	Julie CLARK		Van Diemen RF 82	12:30.258	15	25.003	97.16	48.983
12	20	A	Dave REES		Van Diemen RF 82	12:34.667	15	29.412	96.59	49.397
13	66	A	Stuart BRODMANN		Van Diemen RF 81	12:34.784	15	29.529	96.58	48.878
14	21	B	Mark TERRY		Reynard SF 78	12:37.684	15	32.429	96.21	49.147
15	50	B	Clive WOOD		Reynard SF 79	12:40.497	15	35.242	95.85	49.546
16	13	B	Ben ROBINSON		Royale RP27	12:40.539	15	35.284	95.85	49.354
17	28	B	Rogor MARKS		Royale RP 27	12:41.099	15	35.844	95.78	49.160
18	34	B	Dale SPRUCE		Reynard 795F	12:45.528	15	40.273	95.22	49.847
19	46	A	Paul ALLEN		Van Diemen RF 81	12:52.241	15	46.986	94.40	50.497
20	12	A	Andrew SMITH		Van Diemen RF 82	12:53.341	15	48.086	94.26	49.776
21	16	B	Steve POPE		Reynard RF 79	12:54.298	15	49.043	94.15	50.312
22	26	A	Derek WATLING		Van Diemen RF 82	13:06.233	15	1:00.978	92.72	50.056
23	98	A	Rod TOFT		Van Diemen RF 82	12:44.555	14	1 LAP	88.99	52.454

### NOT CLASSIFIED

29	A	Andrew LEVISTON	Van Diemen RF 82	7:54.144	9	D.N.F.	92.25	49.844
----	---	-----------------	------------------	----------	---	--------	-------	--------

### FASTEST LAP

78	A	Sideshow BOB	Van Diemen RF 82	47.312	5	102.72mph	165.31kph
21	B	Mark TERRY	Reynard SF 78	49.147	14	98.88mph	159.14kph

Weather/Rack - Cloudy/Dry

These results are provisional until the conclusion of any judicial and technical matters.

Mallory Park  
Circuit Length = 1.3500 miles.  
Start: 15:27 End: 15:39

Clerk of Course:	Stewards:	Timekeeper:
------------------	-----------	-------------

# Universal Racing Services Classic Formula Ford 2000

## LAP CHART

Lap 1			Lap 2			Lap 3			Lap 4			Lap 5		
No	Behind	Laptime	No	Behind	Laptime	No	Behind	Laptime	No	Behind	Laptime	No	Behind	Laptime
78		52.782	78		47.865	78		47.791	78		47.370	78		47.312
4	1.434	54.216	4	2.236	48.667	4	2.756	48.311	4	3.876	48.490	4	4.875	48.311
11	1.975	54.757	11	2.966	48.856	11	3.665	48.490	11	4.550	48.255	11	5.478	48.240
88	2.511	55.293	88	3.142	48.496	88	4.086	48.735	88	4.917	48.201	88	5.976	48.371
1	2.705	55.487	47	3.960	48.773	47	4.728	48.559	47	5.783	48.425	47	6.960	48.489
47	3.052	55.834	1	4.267	49.427	1	5.339	48.863	1	6.586	48.617	1	8.172	48.898
45	3.421	56.203	45	4.805	49.249	45	6.141	49.127	45	7.342	48.571	45	8.726	48.696
67	4.443	57.225	33	6.084	49.350	33	7.115	48.822	33	8.163	48.418	33	9.494	48.643
33	4.599	57.381	67	6.423	49.845	67	7.940	49.308	67	9.702	49.132	67	11.618	49.228
20	5.333	58.115	20	7.450	49.982	20	9.325	49.666	20	11.384	49.429	9	13.813	49.623
9	5.459	58.241	9	7.764	50.170	9	9.375	49.402	9	11.502	49.497	20	13.842	49.770
12	5.839	58.621	50	8.841	50.622	49	11.103	49.816	49	13.092	49.359	49	14.936	49.156
50	6.084	58.866	49	9.078	50.565	50	11.499	50.449	50	13.979	49.850	50	16.281	49.614
49	6.378	59.160	21	9.911	51.112	21	11.834	49.714	21	14.435	49.971	21	17.067	49.944
21	6.664	59.446	12	10.193	52.219	12	12.618	50.216	66	14.827	49.287	66	17.263	49.748
28	7.483	1:00.265	28	10.749	51.131	66	12.910	49.851	12	15.482	50.234	12	18.027	49.857
34	7.928	1:00.710	66	10.850	50.484	28	14.542	51.584	13	16.784	49.630	13	19.012	49.540
66	8.231	1:01.013	13	11.618	50.924	13	14.524	50.697	28	17.464	50.292	28	19.683	49.531
13	8.559	1:01.341	34	11.917	51.854	34	14.893	50.767	34	18.407	50.884	34	21.314	50.219
46	9.076	1:01.858	29	12.130	50.659	46	15.600	50.737	46	18.756	50.526	46	22.035	50.591
29	9.336	1:02.118	46	12.654	51.443	16	16.168	50.898	26	19.909	50.407	26	22.690	50.093
16	9.666	1:02.448	16	13.061	51.260	26	16.872	51.149	29	20.188	49.844	16	23.609	50.362
26	9.944	1:02.726	26	13.514	51.435	29	17.714	53.375	16	20.559	51.761	29	24.643	51.767
98	10.965	1:03.747	98	15.971	52.871	98	21.591	53.411	98	27.587	53.366	98	33.520	53.245

# Universal Racing Services Classic Formula Ford 2000

## LAP CHART

(contd.)

Lap 6			Lap 7			Lap 8			Lap 9			Lap 10		
No	Behind	Laptime	No	Behind	Laptime	No	Behind	Laptime	No	Behind	Laptime	No	Behind	Laptime
78		47.312	78		47.732	78		48.136	78		47.752	78		47.711
4	5.825	48.262	4	6.245	48.152	4	6.250	48.141	98	1 LAP	54.405	4	7.531	48.365
11	6.442	48.276	11	6.821	48.111	11	6.848	48.163	4	6.877	48.379	11	7.748	48.268
88	6.804	48.140	88	7.417	48.345	88	7.589	48.308	11	7.191	48.095	98	1 LAP	53.705
47	7.853	48.205	47	8.630	48.509	47	8.983	48.489	88	8.010	48.173	88	8.565	48.266
1	9.605	48.745	1	10.364	48.491	1	10.518	48.290	47	10.001	48.770	47	10.928	48.638
45	10.010	48.596	45	11.171	48.893	45	11.562	48.527	1	11.277	48.511	1	12.120	48.554
33	10.771	48.589	33	11.675	48.636	33	11.869	48.330	45	12.377	48.567	45	12.803	48.137
67	13.578	49.272	67	15.258	49.412	67	16.494	49.372	33	12.806	48.689	33	13.315	48.220
9	15.871	49.370	9	17.301	49.162	9	18.148	48.983	67	18.144	49.402	67	20.029	49.596
49	16.884	49.260	49	17.963	48.811	49	18.596	48.769	9	19.485	49.089	9	21.017	49.243
20	17.184	50.654	20	18.892	49.440	20	20.153	49.397	49	19.728	48.884	49	21.353	49.336
50	18.770	49.801	50	20.624	49.586	50	22.403	49.915	20	21.903	49.502	20	23.750	49.558
21	19.573	49.818	66	21.440	49.219	66	22.813	49.509	66	24.863	49.802	66	26.218	49.066
66	19.953	50.002	21	22.010	50.169	21	23.819	49.945	50	25.629	50.978	50	27.889	49.971
12	20.491	49.776	12	22.773	50.014	13	24.359	49.559	21	26.004	49.937	13	28.560	50.010
13	21.054	49.354	13	22.936	49.614	12	24.941	50.304	13	26.261	49.654	21	28.673	50.380
28	21.907	49.536	28	23.335	49.160	28	25.387	50.188	28	27.829	50.194	28	29.340	49.222
34	23.849	49.847	34	26.384	50.267	34	28.340	50.092	12	28.468	51.279	12	31.230	50.473
46	25.236	50.513	46	28.195	50.691	46	30.567	50.508	34	30.601	50.013	34	32.868	49.978
26	25.434	50.056	26	28.662	50.960	26	31.031	50.505	46	33.603	50.788	46	36.728	50.836
16	26.609	50.312	16	29.299	50.422	16	32.102	50.939	26	34.234	50.955	26	36.926	50.403
29	27.397	50.066	29	29.819	50.154	29	32.977	51.294	16	34.724	50.374	16	38.070	51.057
98	38.755	52.547	98	43.477	52.454				29	40.092	54.867			

# Universal Racing Services Classic Formula Ford 2000

## LAP CHART

(contd.)

Lap 11			Lap 12			Lap 13			Lap 14			Lap 15		
No	Behind	Laptime	No	Behind	Laptime	No	Behind	Laptime	No	Behind	Laptime	No	Behind	Laptime
78		47.549	78		47.794	78		48.053	78		50.183	78		49.913
4	8.139	48.157	4	8.416	48.071	4	8.897	48.534	4	6.737	48.023	4	5.196	48.372
11	8.470	48.271	11	8.727	48.051	11	9.052	48.378	11	7.065	48.196	11	5.435	48.283
88	9.353	48.337	88	9.660	48.101	88	9.659	48.052	88	7.777	48.301	88	5.923	48.059
47	12.551	49.172	47	13.548	48.791	47	13.983	48.488	47	12.655	48.855	47	11.754	49.012
1	13.506	48.935	1	14.034	48.322	1	14.810	48.829	1	13.470	48.843	1	12.004	48.447
45	14.761	49.507	45	15.512	48.545	45	15.943	48.484	45	14.408	48.648	45	13.071	48.576
33	15.261	49.495	33	16.049	48.582	33	16.634	48.638	33	14.796	48.345	33	13.608	48.725
98	1 LAP	56.773	98	1 LAP	52.903	49	25.290	49.362	49	24.294	49.187	49	23.619	49.238
67	21.911	49.431	67	23.310	49.193	67	25.549	50.292	67	25.052	49.686	67	24.518	49.379
49	22.879	49.075	49	23.981	48.896	9	26.437	49.555	9	25.703	49.449	9	25.003	49.213
9	23.370	49.902	9	24.935	49.359	20	28.906	49.603	20	28.619	49.896	20	29.412	50.706
20	25.684	49.483	20	27.356	49.466	66	29.566	48.878	66	28.673	49.290	66	29.529	50.769
66	27.612	48.943	66	28.741	48.923	98	1 LAP	55.355	98	1 LAP	53.336	21	32.429	49.496
50	30.112	49.772	50	32.344	50.026	21	33.882	49.453	21	32.846	49.147	50	35.242	51.337
21	30.554	49.430	21	32.482	49.722	50	34.455	50.164	50	33.818	49.546	13	35.284	50.928
13	31.013	50.002	13	32.913	49.694	13	34.763	49.903	13	34.269	49.689	28	35.844	50.763
28	31.609	49.818	28	33.674	49.859	28	35.524	49.903	28	34.994	49.653	98	1 LAP	56.437
12	34.742	51.061	34	37.782	50.265	34	40.336	50.607	34	40.269	50.116	34	40.273	49.917
34	35.311	49.992	12	38.493	51.545	12	43.458	53.018	12	45.138	51.863	46	46.986	50.515
46	39.714	50.535	46	42.745	50.825	46	46.070	51.378	46	46.384	50.497	12	48.086	52.861
26	40.205	50.828	26	42.915	50.504	26	46.279	51.417	26	46.962	50.866	16	49.043	51.649
16	41.318	50.797	16	44.200	50.676	16	46.841	50.694	16	47.307	50.649	26	1:00.978	1:03.929

# The Bookatrack.com Caterham Graduate Championship - Mega Graduate Class

## RACE RESULT - Race 6

POS	NO	CL	NAME	NAT	ENTRY	TIME	LAPS	GAP	MPH	BEST
1	12		<b>Paul HUDSON</b>		Caterham Seven	10:59.412	12		88.44	53.611
2	21		<b>Martin AMISON</b>		Caterham Seven	10:59.703	12	0.291	88.40	54.007
3	11		<b>Chris BATTEN</b>		Caterham Seven	11:00.050	12	0.638	88.35	53.794
4	28		<b>Charlie HUNT</b>		Caterham Seven	11:00.535	12	1.123	88.29	53.548
5	18		<b>Christian MARRYAT</b>		Caterham Seven	11:02.729	12	3.317	88.00	53.969
6	15		<b>Chris SKELTON</b>		Caterham Seven	11:03.672	12	4.260	87.87	53.893
7	2		<b>Guy HALLEY</b>		Caterham Seven	11:15.613	12	16.201	86.32	54.978
8	5		<b>Tim JUMP</b>		Caterham Seven	11:15.740	12	16.328	86.30	54.559
9	30		<b>Chris FOX</b>		Caterham Seven	11:16.785	12	17.373	86.17	54.508
10	10		<b>Michael FESEMEYER</b>		Caterham Seven	11:17.896	12	18.484	86.03	54.067
11	25		<b>Nick WOODS</b>		Caterham Seven	11:23.177	12	23.765	85.36	54.978
12	17		<b>Ian YEOMAN</b>		Caterham Seven	11:32.921	12	33.509	84.16	54.834
13	23		<b>Giles WARDLE</b>		Caterham Seven	11:34.958	12	35.546	83.91	54.516
NOT CLASSIFIED										
9			<b>Valerie DIEDERICHS</b>		Caterham Seven	7:38.898	8	D.N.F.	84.72	54.907
1			<b>Jamie ELLWOOD</b>		Caterham Seven		0	D.N.F.	N/A	
8			<b>Nick FROST</b>		Caterham Seven		0	D.N.F.	N/A	
FASTEST LAP										
28			<b>Charlie HUNT</b>		Caterham Seven	53.548	11	90.76mph		146.06kph

Weather/Track - Cloudy/Dry

These results are provisional until the conclusion of any judicial and technical matters.

Mallory Park  
Circuit Length = 1.3500 miles.  
Start: 15:53 End: 16:04

Clerk of Course:	Stewards:	Timekeeper:
------------------	-----------	-------------

# The Bookatrack.com Caterham Graduate Championship - Mega Graduate Class LAP CHART

Lap 1			Lap 2			Lap 3			Lap 4			Lap 5		
No	Behind	Laptime	No	Behind	Laptime	No	Behind	Laptime	No	Behind	Laptime	No	Behind	Laptime
21		1:00.689	21		54.678	28		54.381	21		54.603	28		54.355
15	0.412	1:01.101	28	0.571	54.655	21	0.050	55.002	28	0.433	55.086	21	0.091	54.879
28	0.594	1:01.283	15	0.806	55.072	15	0.580	54.726	15	0.563	54.636	18	0.407	54.135
18	0.752	1:01.441	12	1.256	54.988	18	0.762	54.437	18	1.060	54.951	15	0.449	54.674
12	0.946	1:01.635	18	1.277	55.203	12	0.775	54.471	12	1.179	55.057	12	0.738	54.347
11	1.020	1:01.709	11	1.594	55.252	11	0.979	54.337	11	2.234	55.908	11	1.433	53.987
5	7.056	1:07.745	2	8.009	55.514	5	8.427	55.186	5	9.119	55.345	2	9.768	55.110
2	7.173	1:07.862	5	8.193	55.815	2	8.514	55.457	2	9.446	55.585	5	10.472	56.141
10	7.506	1:08.195	30	8.354	54.848	30	9.047	55.645	30	10.196	55.802	30	10.676	55.268
30	8.184	1:08.873	10	9.226	56.398	10	9.467	55.193	9	10.411	54.907	9	10.915	55.292
9	8.548	1:09.237	9	9.666	55.796	9	10.157	55.443	10	10.536	55.722	10	11.073	55.325
23	9.539	1:10.228	17	10.232	54.887	17	10.383	55.103	17	10.862	55.132	17	11.582	55.508
17	10.023	1:10.712	23	10.408	55.547	23	11.020	55.564	23	11.001	54.634	23	12.845	56.632
25	10.618	1:11.307	25	11.931	55.991	25	12.327	55.348	25	13.268	55.594	25	14.120	55.640

# The Bookatrack.com Caterham Graduate Championship - Mega Graduate Class LAP CHART

(contd.)

Lap 6			Lap 7			Lap 8			Lap 9			Lap 10		
No	Behind	Laptime	No	Behind	Laptime	No	Behind	Laptime	No	Behind	Laptime	No	Behind	Laptime
21		54.455	21		54.280	21		54.219	12		54.230	12		54.228
28	0.543	55.089	12	0.678	54.151	12	0.070	53.611	21	0.499	54.799	21	0.291	54.020
15	0.642	54.739	28	0.681	54.418	28	0.843	54.381	18	0.998	53.969	18	0.841	54.071
12	0.807	54.615	15	1.279	54.917	18	1.329	54.179	28	1.254	54.711	11	1.052	53.875
18	1.286	55.425	18	1.369	54.363	15	1.570	54.510	11	1.405	53.959	28	1.450	54.424
11	1.625	54.738	11	1.826	54.481	11	1.746	54.139	15	3.499	56.229	15	3.769	54.498
2	10.495	55.273	2	11.593	55.378	2	12.469	55.095	2	13.312	55.143	2	14.180	55.096
30	11.085	54.955	30	12.347	55.542	30	12.842	54.714	30	14.294	55.752	5	14.829	54.673
5	11.463	55.537	5	12.571	55.388	5	13.268	54.916	5	14.384	55.416	30	15.229	55.163
9	12.126	55.757	9	13.007	55.161	17	14.695	55.321	17	15.263	54.868	17	15.869	54.834
10	12.331	55.804	17	13.593	55.265	10	15.227	55.619	10	16.141	55.214	10	15.980	54.067
17	12.608	55.572	10	13.827	55.776	9	16.093	57.305	25	18.716	55.431	25	19.882	55.394
23	12.815	54.516	25	16.224	55.952	25	17.585	55.580	23	31.442	55.249	23	32.524	55.310
25	14.552	54.978	23	29.087	1:10.552	23	30.493	55.625						

# The Bookatrack.com Caterham Graduate Championship - Mega Graduate Class LAP CHART

(contd.)

Lap 11			Lap 12			Lap 13			Lap 14			Lap 15		
No	Behind	Laptime	No	Behind	Laptime	No	Behind	Laptime	No	Behind	Laptime	No	Behind	Laptime
12		53.983	12		54.096									
21	0.380	54.072	21	0.291	54.007									
11	0.940	53.871	11	0.638	53.794									
28	1.015	53.548	28	1.123	54.204									
18	3.167	56.309	18	3.317	54.246									
15	4.463	54.677	15	4.260	53.893									
2	15.175	54.978	2	16.201	55.122									
5	15.405	54.559	5	16.328	55.019									
30	15.754	54.508	30	17.373	55.715									
10	17.497	55.500	10	18.484	55.083									
17	17.764	55.878	25	23.765	56.498									
25	21.363	55.464	17	33.509	1:09.841									
23	33.385	54.844	23	35.546	56.257									

# The Powertrain Clubmans Cup 2004 iaw MG X-Power and Ricardo PLC

## RACE RESULT - Race 7

POS	NO	CL	NAME	NAT	ENTRY	TIME	LAPS	GAP	MPH	BEST
1	2		<b>Barry WEBB</b>		Mallock 23/03	11:27.681	14		98.94	47.764
2	10		<b>Mike EVANS</b>		Mallock Mk 20	11:29.671	14	1.990	98.65	48.219
3	5		<b>Howard PAYNE</b>		Mallock Mk 20B	11:36.357	14	8.676	97.70	48.622
4	32		<b>Stefan MUMM</b>		Mallock Mk 28/30	11:37.997	14	10.316	97.47	48.902
5	9		<b>Russell MUNNS</b>		Mallock Mk 28/30	11:38.681	14	11.000	97.38	48.900
6	7		<b>Peter RICHINGS</b>		Mallock Mk 27SG-EBX	11:39.240	14	11.559	97.30	49.066
7	11		<b>Marcus BICKNELL</b>		Mallock 26/27 SG	11:39.959	14	12.278	97.20	48.610
8	6		<b>Adrian LESTER</b>		Mallock Mk 35K	11:47.676	14	19.995	96.14	48.517
9	23		<b>Des ANDREWS</b>		Mallock Mk 23	11:47.767	14	20.086	96.13	49.510
10	40		<b>Paul FREEMAN</b>		Ardmore FR95B	11:49.859	14	22.178	95.85	49.843
11	13		<b>Guy PARR</b>		Mallock Mk 27/28	12:11.466	14	43.785	93.01	50.504
12	88		<b>Vaughan THOMAS</b>		Mallock Mk 30	12:12.372	14	44.691	92.90	50.399
13	19		<b>Kevin BURNHAM</b>		Mallock Mk 21	12:13.452	14	45.771	92.76	50.660
14	33		<b>Ian MITCHELL</b>		IM MK 38	12:16.033	14	48.352	92.44	50.820
15	22		<b>Phillip ALLEN</b>		Phantom	11:37.098	13	1 LAP	90.63	51.468
16	30		<b>Clive FIDGEON</b>		Mallock 30 EBX	11:37.341	13	1 LAP	90.60	51.746
17	15		<b>Peter BURNHAM</b>		Mallock Mk 28/30	11:42.051	13	1 LAP	89.99	52.079
18	55		<b>Gareth SALTER</b>		Mallock Mk 27	11:43.297	13	1 LAP	89.83	52.299
19	21		<b>Shane BUTLER</b>		Mallock 27SG EBX	11:50.988	11	3 LAPS	75.19	52.286

### NOT CLASSIFIED

31	<b>Tony POUYANNE</b>		Silver Phantom P90		9:15.297	10	D.N.F.	87.52	50.403
----	----------------------	--	--------------------	--	----------	----	--------	-------	--------

### FASTEST LAP

2	<b>Barry WEBB</b>		Mallock 23/03		47.764	5	101.75mph	163.75kph
---	-------------------	--	---------------	--	--------	---	-----------	-----------

Weather/Track - Cloudy/Dry

These results are provisional until the conclusion of any judicial and technical matters.

Mallory Park  
Circuit Length = 1.3500 miles.  
Start: 16:20 End: 16:31

Clerk of Course:	Stewards:	Timekeeper:
------------------	-----------	-------------

# The Powertrain Clubmans Cup 2004 iaw MG X-Power and Ricardo PLC

## LAP CHART

Lap 1			Lap 2			Lap 3			Lap 4			Lap 5		
No	Behind	Laptime	No	Behind	Laptime	No	Behind	Laptime	No	Behind	Laptime	No	Behind	Laptime
2		54.098	2		48.137	2		48.079	2		47.972	2		47.764
5	1.239	55.337	10	2.267	48.956	10	3.724	49.536	5	4.473	48.622	5	5.433	48.724
10	1.448	55.546	5	2.317	49.215	5	3.823	49.585	10	4.801	49.049	10	5.723	48.686
9	1.700	55.798	9	3.129	49.566	9	4.619	49.569	9	5.630	48.983	9	6.766	48.900
7	2.784	56.882	7	4.010	49.363	7	5.374	49.443	7	6.656	49.254	7	8.204	49.312
11	3.308	57.406	32	4.780	49.530	32	5.720	49.019	32	6.990	49.242	32	8.573	49.347
32	3.387	57.485	11	5.219	50.048	11	6.211	49.071	11	7.470	49.231	11	9.805	50.099
23	3.560	57.658	23	5.709	50.286	23	7.161	49.531	23	8.699	49.510	23	10.797	49.862
40	4.078	58.176	40	6.437	50.496	40	8.359	50.001	40	10.708	50.321	40	12.932	49.988
13	5.417	59.515	13	14.663	57.383	6	16.995	50.154	6	18.742	49.719	6	20.177	49.199
31	5.989	1:00.087	6	14.920	55.446	31	18.693	51.524	31	21.398	50.677	31	24.272	50.638
19	7.273	1:01.371	31	15.248	57.396	13	19.253	52.669	88	23.446	51.791	88	27.858	52.176
6	7.611	1:01.709	19	15.298	56.162	88	19.627	51.864	13	23.663	52.382	13	28.078	52.179
33	8.037	1:02.135	88	15.842	55.537	19	19.731	52.512	19	23.836	52.077	19	28.360	52.288
30	8.289	1:02.387	33	16.286	56.386	33	20.440	52.233	33	24.387	51.919	33	29.359	52.736
88	8.442	1:02.540	30	16.674	56.522	30	21.447	52.852	30	26.459	52.984	30	30.647	51.952
22	9.000	1:03.098	15	17.753	56.488	15	22.080	52.406	22	27.431	53.044	22	31.377	51.710
15	9.402	1:03.500	22	17.865	57.002	22	22.359	52.573	15	27.452	53.344	15	32.925	53.237
55	10.164	1:04.262	55	18.121	56.094	55	22.999	52.957	55	27.732	52.705	55	33.064	53.096
21	13.830	1:07.928							21	2 LAPS	2:46.217	21	2 LAPS	52.893

# The Powertrain Clubmans Cup 2004 iaw MG X-Power and Ricardo PLC LAP CHART

(contd.)

Lap 6			Lap 7			Lap 8			Lap 9			Lap 10		
No	Behind	Laptime	No	Behind	Laptime	No	Behind	Laptime	No	Behind	Laptime	No	Behind	Laptime
2		47.824	2		48.084	2		49.228	2		49.752	2		49.755
5	6.320	48.711	5	7.103	48.867	21	3 LAPS	53.011	21	3 LAPS	52.481	10	4.573	48.339
10	6.524	48.625	10	7.154	48.714	5	6.969	49.094	10	5.989	48.745	5	6.966	49.838
9	8.009	49.067	9	9.286	49.361	10	6.996	49.070	5	6.883	49.666	21	3 LAPS	52.618
7	9.460	49.080	7	10.442	49.066	9	9.280	49.222	9	8.898	49.370	9	8.363	49.220
32	9.839	49.090	32	10.761	49.006	7	10.324	49.110	7	9.813	49.241	7	9.418	49.360
11	11.016	49.035	11	11.986	49.054	32	10.504	48.971	32	10.453	49.701	32	10.000	49.302
23	13.175	50.202	23	15.173	50.082	11	11.368	48.610	11	10.549	48.933	11	10.420	49.626
40	14.951	49.843	40	16.835	49.968	23	16.077	50.132	23	16.509	50.184	23	16.682	49.928
6	21.579	49.226	6	22.572	49.077	40	17.772	50.165	40	17.940	49.920	40	18.119	49.934
31	26.851	50.403	31	31.295	52.528	6	21.861	48.517	6	21.479	49.370	6	20.950	49.226
88	30.865	50.831	88	33.586	50.805	31	33.867	51.800	31	35.633	51.518	88	37.814	51.209
13	31.429	51.175	13	34.221	50.876	88	35.314	50.956	88	36.360	50.798	13	37.873	50.566
19	32.079	51.543	19	35.230	51.235	13	36.077	51.084	13	37.062	50.737	19	39.374	50.920
33	32.635	51.100	33	35.811	51.260	19	36.664	50.662	19	38.209	51.297	33	40.262	51.279
30	34.997	52.174	30	38.932	52.019	33	37.403	50.820	33	38.738	51.087	30	48.095	54.357
22	35.681	52.128	22	39.639	52.042	30	41.499	51.795	30	43.493	51.746	22	48.160	52.875
15	37.304	52.203	15	41.797	52.577	22	41.879	51.468	22	45.040	52.913			
55	37.797	52.557	55	42.232	52.519	15	44.667	52.098	15	46.994	52.079			
21	2 LAPS	53.085				55	45.815	52.811	55	48.539	52.476			

# The Powertrain Clubmans Cup 2004 iaw MG X-Power and Ricardo PLC LAP CHART

(contd.)

Lap 11			Lap 12			Lap 13			Lap 14			Lap 15		
No	Behind	Laptime	No	Behind	Laptime	No	Behind	Laptime	No	Behind	Laptime	No	Behind	Laptime
2		50.172	2		49.831	2		48.200	2		48.785			
15	1 LAP	53.588	22	1 LAP	53.871	10	2.556	48.592	10	1.990	48.219			
55	1 LAP	53.524	10	2.164	49.269	22	1 LAP	51.945	5	8.676	50.241			
10	2.726	48.325	30	1 LAP	54.514	30	1 LAP	52.011	22	1 LAP	52.429			
5	5.723	48.929	15	1 LAP	53.172	5	7.220	49.833	30	1 LAP	52.028			
9	8.024	49.833	5	5.587	49.695	15	1 LAP	53.138	32	10.316	48.902			
7	8.917	49.671	55	1 LAP	54.399	32	10.199	49.819	9	11.000	49.438			
32	9.474	49.646	9	7.824	49.631	9	10.347	50.723	7	11.559	49.598			
11	9.978	49.730	7	8.507	49.421	7	10.746	50.439	11	12.278	50.283			
21	3 LAPS	54.173	32	8.580	48.937	11	10.780	49.972	15	1 LAP	54.221			
31	1 LAP	1:18.726	11	9.008	48.861	55	1 LAP	53.598	55	1 LAP	52.299			
23	16.526	50.016	21	3 LAPS	52.795	23	18.921	50.375	6	19.995	48.742			
40	18.028	50.081	23	16.746	50.051	21	3 LAPS	53.501	23	20.086	49.950			
6	19.322	48.544	40	18.197	50.000	6	20.038	49.357	40	22.178	50.357			
13	38.758	51.057	6	18.881	49.390	40	20.606	50.609	21	3 LAPS	52.286			
88	39.389	51.747	13	39.505	50.578	13	42.066	50.761	13	43.785	50.504			
19	39.966	50.764	88	40.316	50.758	88	42.515	50.399	88	44.691	50.961			
33	41.110	51.020	19	40.795	50.660	19	43.257	50.662	19	45.771	51.299			
			33	42.729	51.450	33	45.840	51.311	33	48.352	51.297			

# The Bookatrack.com Caterham Graduate Championship - Graduate Class

## RACE RESULT - Race 8

POS	NO	CL	NAME	NAT	ENTRY	TIME	LAPS	GAP	MPH	BEST
1	111		<b>Martin OXBOROUGH</b>		Caterham Seven	11:41.987	12		83.07	57.175
2	110		<b>Mike WELBURN</b>		Caterham Seven	11:42.077	12	0.090	83.06	57.276
3	115		<b>Andrew ADSHEAD</b>		Caterham Seven	11:42.208	12	0.221	83.05	57.554
4	116		<b>Kim RAYMENT</b>		Caterham Seven	11:46.226	12	4.239	82.58	57.506
5	103		<b>Matthew BURROWS</b>		Caterham Seven	11:46.238	12	4.251	82.57	57.567
6	112		<b>Rob DRAPER</b>		Caterham Seven	11:49.415	12	7.428	82.20	57.590
7	107		<b>Graeme SMITH</b>		Caterham Seven	11:49.751	12	7.764	82.17	57.595
8	133		<b>Sean SOUTHWOOD</b>		Caterham Seven	11:50.937	12	8.950	82.03	57.598
9	134		<b>David HEWITT</b>		Caterham Seven	11:51.338	12	9.351	81.98	57.783
10	131		<b>Garry KENNEDY</b>		Caterham Seven	11:51.556	12	9.569	81.96	57.332
11	122		<b>Russell MELROSE</b>		Caterham Seven	11:52.285	12	10.298	81.87	57.866
12	137		<b>Paul HARBACH</b>		Caterham Seven	11:55.178	12	13.191	81.54	58.136
13	105		<b>Toby BRIANT</b>		Caterham Seven	11:55.228	12	13.241	81.54	57.000
14	120		<b>David GUY</b>		Caterham Seven	11:56.111	12	14.124	81.44	58.284
15	117		<b>Sheila MARSHALL</b>		Caterham Seven	12:11.072	12	29.085	79.77	58.899
16	138		<b>Andrew FLETCHER</b>		Caterham Seven	12:12.297	12	30.310	79.64	59.249
17	121		<b>Darren GRAINGER</b>		Caterham Seven	12:12.993	12	31.006	79.56	59.468
18	128		<b>Pete CANNARD</b>		Caterham Seven	12:27.002	12	45.015	78.07	1:00.439
19	144		<b>David SIDDALL</b>		Caterham Seven	11:59.447	11		74.30	1:03.046
NOT CLASSIFIED										
126			<b>Graham SMITH</b>		Caterham Seven	10:44.771	11	D.N.F.	82.91	57.764
136			<b>Mark GREGORY</b>		Caterham Seven	7:12.132	7	D.N.F.	78.72	57.605
FASTEST LAP										
105			<b>Toby BRIANT</b>		Caterham Seven	57.000	11	85.26mph		137.21kph

Weather/Track - Cloudy/Dry

These results are provisional until the conclusion of any judicial and technical matters.

Mallory Park  
Circuit Length = 1.3500 miles.  
Start: 16:46 End: 16:57

Clerk of Course:	Stewards:	Timekeeper:
------------------	-----------	-------------

# The Bookatrack.com Caterham Graduate Championship - Graduate Class

## LAP CHART

Lap 1			Lap 2			Lap 3			Lap 4			Lap 5		
No	Behind	Laptime	No	Behind	Laptime	No	Behind	Laptime	No	Behind	Laptime	No	Behind	Laptime
115		1:03.901	126		57.941	111		57.175	111		57.753	126		57.910
126	0.130	1:04.031	115	0.125	58.196	126	0.060	58.022	126	0.071	57.764	111	0.168	58.149
110	0.338	1:04.239	110	0.384	58.117	115	0.334	58.171	115	0.421	57.840	115	0.255	57.815
111	0.734	1:04.635	111	0.787	58.124	110	0.819	58.397	110	1.160	58.094	105	0.721	57.390
131	1.170	1:05.071	131	1.278	58.179	105	0.968	57.602	105	1.312	58.097	110	0.870	57.691
103	1.364	1:05.265	105	1.328	57.875	131	1.517	58.201	103	2.067	57.567	131	1.672	57.488
105	1.524	1:05.425	103	1.636	58.343	103	2.253	58.579	131	2.165	58.401	136	1.952	57.605
136	2.468	1:06.369	136	2.149	57.752	136	2.266	58.079	136	2.328	57.815	103	2.200	58.114
107	2.585	1:06.486	112	2.481	57.590	112	2.497	57.978	107	2.735	57.595	107	2.980	58.226
112	2.962	1:06.863	107	2.535	58.021	107	2.893	58.320	112	3.023	58.279	116	3.056	57.911
137	3.551	1:07.452	116	3.610	57.735	116	3.332	57.684	116	3.126	57.547	112	3.441	58.399
116	3.946	1:07.847	137	4.278	58.798	134	4.931	57.783	134	5.583	58.405	134	6.023	58.421
122	4.571	1:08.472	122	4.885	58.385	137	5.231	58.915	137	6.685	59.207	137	6.902	58.198
134	4.894	1:08.795	134	5.110	58.287	133	5.598	57.911	122	7.059	59.123	122	7.091	58.013
120	5.594	1:09.495	133	5.649	58.126	122	5.689	58.766	133	7.745	59.900	133	7.362	57.598
133	5.594	1:09.495	120	6.470	58.947	120	7.017	58.509	120	7.853	58.589	120	8.717	58.845
138	5.961	1:09.862	138	7.139	59.249	138	9.009	59.832	121	11.421	59.689	121	13.721	1:00.281
121	6.527	1:10.428	121	7.979	59.523	121	9.485	59.468	138	11.876	1:00.620	138	13.915	1:00.020
117	6.875	1:10.776	117	8.917	1:00.113	117	9.854	58.899	117	12.203	1:00.102	117	14.757	1:00.535
128	7.432	1:11.333	128	10.036	1:00.675	128	12.513	1:00.439	128	15.728	1:00.968	128	18.931	1:01.184
144	10.005	1:13.906	144	14.980	1:03.046	144	20.686	1:03.668	144	26.676	1:03.743	144	32.153	1:03.458

# The Bookatrack.com Caterham Graduate Championship - Graduate Class LAP CHART

(contd.)

Lap 6			Lap 7			Lap 8			Lap 9			Lap 10		
No	Behind	Laptime	No	Behind	Laptime	No	Behind	Laptime	No	Behind	Laptime	No	Behind	Laptime
111		57.936	111		57.797	111		58.062	110		58.007	111		58.240
126	0.007	58.111	115	0.055	57.766	115	0.041	58.048	126	0.076	57.778	110	0.449	58.773
115	0.086	57.935	126	0.284	58.074	110	0.284	57.945	111	0.084	58.375	126	0.475	58.723
105	0.825	58.208	110	0.401	57.276	126	0.589	58.367	115	0.325	58.575	115	0.541	58.540
110	0.922	58.156	103	2.724	58.684	116	2.900	57.796	103	3.210	58.559	103	2.725	57.839
131	1.316	57.748	116	3.166	58.505	103	2.942	58.280	116	3.231	58.622	116	2.946	58.039
136	1.614	57.766	112	4.321	58.635	112	5.087	58.828	107	5.678	58.869	144	1 LAP	1:06.725
103	1.837	57.741	107	4.674	59.116	107	5.100	58.488	112	5.756	58.960	112	5.898	58.466
116	2.458	57.506	122	7.445	58.362	133	7.568	58.066	133	7.701	58.424	107	6.205	58.851
107	3.355	58.479	133	7.564	58.288	122	7.767	58.384	134	8.058	58.080	134	7.519	57.785
112	3.483	58.146	134	7.894	58.926	134	8.269	58.437	122	8.420	58.944	133	7.855	58.478
134	6.765	58.846	137	9.638	59.767	137	10.520	58.944	131	10.957	57.902	122	8.395	58.299
122	6.880	57.893	120	11.613	1:00.286	131	11.346	57.498	137	11.608	59.379	131	10.230	57.597
133	7.073	57.815	131	11.910	1:08.391	120	12.674	59.123	120	12.879	58.496	137	11.420	58.136
137	7.668	58.870	105	16.573	1:13.545	105	16.093	57.582	105	15.517	57.715	120	12.839	58.284
120	9.124	58.511	121	19.628	1:00.490	121	21.155	59.589	121	23.155	1:00.291	105	14.463	57.270
138	16.641	1:00.830	138	20.460	1:01.616	117	22.633	59.792	117	23.547	59.205	117	25.425	1:00.202
121	16.935	1:01.318	136	20.563	1:16.746	138	23.157	1:00.759	138	24.678	59.812	121	25.982	1:01.151
117	17.645	1:00.992	117	20.903	1:01.055	128	30.026	1:01.980	128	33.106	1:01.371	138	26.132	59.778
128	22.258	1:01.431	128	26.108	1:01.647	144	53.980	1:04.521				128	36.420	1:01.638
144	40.437	1:06.388	144	47.521	1:04.881									

# The Bookatrack.com Caterham Graduate Championship - Graduate Class LAP CHART

(contd.)

Lap 11			Lap 12			Lap 13			Lap 14			Lap 15		
No	Behind	Laptime	No	Behind	Laptime	No	Behind	Laptime	No	Behind	Laptime	No	Behind	Laptime
111		57.947	111		57.794									
115	0.148	57.554	110	0.090	57.563									
110	0.321	57.819	115	0.221	57.867									
126	0.578	58.050	116	4.239	58.539									
116	3.494	58.495	103	4.251	58.495									
103	3.550	58.772	112	7.428	58.554									
112	6.668	58.717	107	7.764	58.179									
107	7.379	59.121	133	8.950	58.790									
134	7.904	58.332	134	9.351	59.241									
133	7.954	58.046	131	9.569	57.332									
122	8.314	57.866	122	10.298	59.778									
131	10.031	57.748	137	13.191	59.244									
144	1 LAP	1:05.461	105	13.241	57.519									
137	11.741	58.268	120	14.124	58.422									
120	13.496	58.604	144	1 LAP	1:03.650									
105	13.516	57.000	117	29.085	59.572									
117	27.307	59.829	138	30.310	59.764									
121	28.212	1:00.177	121	31.006	1:00.588									
138	28.340	1:00.155	128	45.015	1:02.346									
128	40.463	1:01.990												