



# CATERHAM FESTIVAL

**Brands Hatch Indy Circuit**

**9th/10th October 2004**



**Results Provided by MST Sports Timing Ltd**  
*[www.mstworld.com](http://www.mstworld.com)*

## Autosport Caterham Eurocup QUALIFYING - RACE 1

POS	NO	CL	NAME	NAT	CAR	TIME	LAPS	GAP	MPH
1	69	R4	Luc PAILLARD		Caterham R400	50.778	23		86.93
2	64	R4	Oliver BULL		Caterham R400	50.824	23	0.046	86.85
3	82	R4	Jon BARNES		Caterham R400	50.831	13	0.053	86.84
4	98	R4	Mark HUMPHREY		Caterham R400	50.836	19	0.058	86.83
5	32	R4	Simon LAMBERT		Caterham R400	50.873	21	0.095	86.77
6	85	R4	Clive RICHARDS		Caterham R400	50.880	20	0.102	86.75
7	16	R4	Tom FERRIER		Caterham R400	51.001	9	0.223	86.55
8	89	R4	Jamie CONSTABLE		Caterham R400	51.017	21	0.239	86.52
9	30	R4	Steve KNOX		Caterham R400	51.029	20	0.251	86.50
10	42	R4	David KNOX		Caterham R400	51.060	12	0.282	86.45
11	5	R4	David DYSON		Caterham R400	51.113	21	0.335	86.36
12	29	R4	Rachel GREEN		Caterham R400	51.129	18	0.351	86.33
13	68	R4	Gerry TAYLOR		Caterham R400	51.146	19	0.368	86.30
14	62	R4	Sarah READER		Caterham R400	51.349	23	0.571	85.96
15	35	R4	Paul ALLEN		Caterham R400	51.408	20	0.630	85.86
16	88	R4	Simon CROMPTON		Caterham R400	51.429	22	0.651	85.83
17	61	R4	Kevin WILLIAMS		Caterham R400	51.463	9	0.685	85.77
18	26	R4	Mike CANTILLON		Caterham R400	51.527	20	0.749	85.67
19	28	R4	Ralf SCHMID		Caterham R400	51.642	22	0.864	85.47
20	22	R4	Ben DEZILLE BUTLER		Caterham R400	51.756	15	0.978	85.29
21	38	R4	Chris HOLMES		Caterham R400	51.774	18	0.996	85.26
22	43	R4	Steve FROST		Caterham R400	51.847	21	1.069	85.14
23	31	RS	Chris REYNALDS		Caterham Roadsport	53.914	22	3.136	81.87
24	78	RS	Malcolm JOHNSTONE		Caterham Roadsport	54.121	17	3.343	81.56
25	7	RS	Ewan McINTYRE		Caterham Roadsport	54.594	15	3.816	80.85
26	44	RS	John BARBOUR		Caterham Roadsport	55.313	21	4.535	79.80
27	52	RS	Tony MURRAY		Caterham Roadsport	55.619	19	4.841	79.36
28	79	RS	Mark HARRIS		Caterham Roadsport	55.830	21	5.052	79.06
29	70	RS	Steve HINDLE		Caterham Roadsport	55.997	21	5.219	78.83

Car No's 5, 43 & 89 need transponders please.

Weather / Track : Cloudy / Dry

These results are provisional until the conclusion of any judicial and technical matters.

Brands Hatch

Circuit Length = 1.2262 miles.

Start: 09:34 End: 09:54

Clerk Of Course:	Stewards:	Timekeeper:
------------------	-----------	-------------

## Autosport Caterham Eurocup QUALIFYING - LAP ANALYSIS

<b>5</b>	<b>David DYSON</b>	Caterham R400							
1 -	2:07.244	6 -	51.260	11 -	52.052	16 -	51.759	21 -	51.937
2 -	53.471	7 -	51.414	12 -	51.697	17 -	1:19.810		
3 -	51.928	8 -	<b>51.113</b>	13 -	51.890	18 -	51.603		
4 -	51.672	9 -	51.517	14 -	51.942	19 -	51.367		
5 -	51.188	10 -	1:03.765	15 -	51.867	20 -	51.339		
<b>7</b>	<b>Ewan McINTYRE</b>	Caterham Roadsport							
1 -	7:00.969	6 -	55.506	11 -	54.931				
2 -	59.054	7 -	55.559	12 -	55.025				
3 -	58.157	8 -	55.616	13 -	54.835				
4 -	58.033	9 -	55.668	14 -	55.497				
5 -	55.863	10 -	55.849	15 -	<b>54.594</b>				
<b>16</b>	<b>Tom FERRIER</b>	Caterham R400							
1 -	3:50.792	6 -	<b>51.001</b>						
2 -	51.952	7 -	51.113						
3 -	51.566	8 -	51.663						
4 -	51.057	9 -	51.904						
5 -	51.241								
<b>22</b>	<b>Ben DEZILLE BUTLER</b>	Caterham R400							
1 -	1:26.436	6 -	51.795	11 -	1:05.520				
2 -	54.327	7 -	52.578	12 -	52.366				
3 -	52.073	8 -	52.124	13 -	51.848				
4 -	52.390	9 -	<b>51.756</b>	14 -	52.447				
5 -	52.080	10 -	6:52.004P	15 -	51.986				
<b>26</b>	<b>Mike CANTILLON</b>	Caterham R400							
1 -	3:19.053	6 -	53.292	11 -	52.014	16 -	1:06.039		
2 -	54.001	7 -	51.866	12 -	57.678	17 -	52.159		
3 -	52.639	8 -	52.220	13 -	1:06.695	18 -	51.915		
4 -	52.343	9 -	55.664	14 -	52.426	19 -	<b>51.527</b>		
5 -	52.690	10 -	51.954	15 -	51.541	20 -	51.607		
<b>28</b>	<b>Ralf SCHMID</b>	Caterham R400							
1 -	2:00.077	6 -	52.317	11 -	52.784	16 -	52.185	21 -	52.116
2 -	54.536	7 -	52.770	12 -	52.302	17 -	52.055	22 -	52.234
3 -	52.762	8 -	<b>51.642</b>	13 -	53.219	18 -	52.165		
4 -	52.364	9 -	51.930	14 -	52.924	19 -	51.921		
5 -	52.251	10 -	54.908	15 -	52.660	20 -	52.212		

## Autosport Caterham Eurocup QUALIFYING - LAP ANALYSIS

(contd.)

<b>29</b>	<b>Rachel GREEN</b>	Caterham R400					
1 -	3:00.924	6 -	51.924	11 -	52.158	16 -	1:08.702
2 -	52.919	7 -	<b>51.129</b>	12 -	52.021	17 -	51.320
3 -	52.814	8 -	2:12.278P	13 -	51.755	18 -	54.224
4 -	51.519	9 -	57.370	14 -	51.796		
5 -	51.618	10 -	51.596	15 -	1:39.878P		
<b>30</b>	<b>Steve KNOX</b>	Caterham R400					
1 -	2:04.741	6 -	51.684	11 -	51.937	16 -	1:02.458
2 -	54.719	7 -	51.757	12 -	53.944	17 -	51.708
3 -	52.291	8 -	51.468	13 -	52.475	18 -	<b>51.029</b>
4 -	51.529	9 -	51.581	14 -	56.550	19 -	51.601
5 -	51.687	10 -	52.942	15 -	2:02.682P	20 -	53.257
<b>31</b>	<b>Chris REYNALDS</b>	Caterham Roadsport					
1 -	1:34.284	6 -	54.130	11 -	53.930	16 -	54.598
2 -	56.910	7 -	<b>53.914</b>	12 -	53.945	17 -	56.362
3 -	55.224	8 -	55.863	13 -	54.023	18 -	55.377
4 -	54.710	9 -	54.317	14 -	54.700	19 -	54.378
5 -	54.990	10 -	55.381	15 -	56.092	20 -	53.999
<b>32</b>	<b>Simon LAMBERT</b>	Caterham R400					
1 -	1:30.569	6 -	51.278	11 -	51.546	16 -	55.318
2 -	52.307	7 -	51.149	12 -	51.360	17 -	50.972
3 -	53.659	8 -	<b>50.873</b>	13 -	53.911	18 -	59.386
4 -	51.479	9 -	1:57.917P	14 -	59.944	19 -	51.106
5 -	53.504	10 -	57.006	15 -	51.638	20 -	51.295
<b>35</b>	<b>Paul ALLEN</b>	Caterham R400					
1 -	2:06.315	6 -	51.672	11 -	1:57.336P	16 -	52.301
2 -	54.951	7 -	51.619	12 -	56.093	17 -	52.210
3 -	52.597	8 -	52.416	13 -	51.970	18 -	51.756
4 -	52.806	9 -	51.985	14 -	<b>51.408</b>	19 -	1:24.775P
5 -	52.061	10 -	54.463	15 -	51.928	20 -	56.552
<b>38</b>	<b>Chris HOLMES</b>	Caterham R400					
1 -	2:53.717	6 -	52.399	11 -	51.892	16 -	54.902
2 -	53.041	7 -	52.388	12 -	52.162	17 -	<b>51.774</b>
3 -	52.515	8 -	52.059	13 -	52.000	18 -	52.206
4 -	51.995	9 -	2:19.556P	14 -	52.096		
5 -	51.901	10 -	59.200	15 -	55.390		

## Autosport Caterham Eurocup QUALIFYING - LAP ANALYSIS

(contd.)

<b>42</b>	<b>David KNOX</b>	Caterham R400					
1 -	1:47.074	6 -	<b>51.060</b>	11 -	52.900		
2 -	52.558	7 -	51.135	12 -	51.612		
3 -	51.779	8 -	52.888				
4 -	51.365	9 -	9:19.695P				
5 -	51.654	10 -	1:02.737				
<b>43</b>	<b>Steve FROST</b>	Caterham R400					
1 -	1:48.200	6 -	52.279	11 -	52.503	16 -	52.595
2 -	54.230	7 -	53.608	12 -	52.190	17 -	52.254
3 -	52.533	8 -	53.074	13 -	52.237	18 -	<b>51.847</b>
4 -	52.664	9 -	53.074	14 -	52.213	19 -	52.387
5 -	52.242	10 -	52.692	15 -	52.803	20 -	52.615
<b>44</b>	<b>John BARBOUR</b>	Caterham Roadsport					
1 -	1:12.230	6 -	56.179	11 -	55.454	16 -	56.086
2 -	59.053	7 -	57.774	12 -	55.746	17 -	56.895
3 -	56.698	8 -	56.796	13 -	56.184	18 -	55.819
4 -	56.365	9 -	55.640	14 -	59.205	19 -	<b>55.313</b>
5 -	56.239	10 -	57.858	15 -	55.515	20 -	55.454
<b>52</b>	<b>Tony MURRAY</b>	Caterham Roadsport					
1 -	3:32.192	6 -	57.311	11 -	<b>55.619</b>	16 -	56.974
2 -	57.043	7 -	57.022	12 -	56.376	17 -	56.064
3 -	56.223	8 -	58.223	13 -	56.153	18 -	55.701
4 -	56.609	9 -	55.700	14 -	56.921	19 -	56.212
5 -	57.753	10 -	56.080	15 -	55.821		
<b>61</b>	<b>Kevin WILLIAMS</b>	Caterham R400					
1 -	3:02.217	6 -	51.765				
2 -	52.977	7 -	52.337				
3 -	52.157	8 -	53.517				
4 -	51.812	9 -	1:07.899				
5 -	<b>51.463</b>						
<b>62</b>	<b>Sarah READER</b>	Caterham R400					
1 -	1:10.581	6 -	51.930	11 -	54.063	16 -	53.046
2 -	54.720	7 -	<b>51.349</b>	12 -	52.196	17 -	55.025
3 -	53.289	8 -	51.878	13 -	52.493	18 -	58.438
4 -	51.997	9 -	51.789	14 -	52.617	19 -	52.962
5 -	52.093	10 -	51.599	15 -	55.439	20 -	51.997
						21 -	51.828
						22 -	52.203
						23 -	53.451

Car No's 5, 43 & 89 need transponders please.  
Weather / Track : Cloudy / Dry

Brands Hatch  
Circuit Length = 1.2262 miles.  
Start: 09:34 End: 09:54

## Autosport Caterham Eurocup QUALIFYING - LAP ANALYSIS

(contd.)

<b>64</b>	<b>Oliver BULL</b>	Caterham R400									
1 -	1:33.108	6 -	51.438	11 -	52.108	16 -	52.111	21 -	<b>50.824</b>		
2 -	53.187	7 -	51.129	12 -	52.038	17 -	51.802	22 -	51.047		
3 -	52.338	8 -	51.032	13 -	51.480	18 -	51.190	23 -	51.209		
4 -	51.684	9 -	51.590	14 -	52.096	19 -	51.025				
5 -	51.962	10 -	52.206	15 -	52.171	20 -	51.536				
<b>68</b>	<b>Gerry TAYLOR</b>	Caterham R400									
1 -	1:27.454	6 -	51.461	11 -	51.651	16 -	51.765				
2 -	54.957	7 -	51.481	12 -	52.221	17 -	51.588				
3 -	52.552	8 -	3:20.766	13 -	52.174	18 -	52.663				
4 -	52.044	9 -	51.511	14 -	1:20.228	19 -	51.513				
5 -	51.351	10 -	<b>51.146</b>	15 -	51.928						
<b>69</b>	<b>Luc PAILLARD</b>	Caterham R400									
1 -	1:25.789	6 -	51.786	11 -	51.423	16 -	51.270	21 -	51.595		
2 -	54.298	7 -	53.988	12 -	51.564	17 -	51.360	22 -	51.598		
3 -	52.446	8 -	51.539	13 -	52.556	18 -	51.469	23 -	<b>50.778</b>		
4 -	52.269	9 -	51.586	14 -	51.141	19 -	51.120				
5 -	51.737	10 -	54.921	15 -	53.036	20 -	51.134				
<b>70</b>	<b>Steve HINDLE</b>	Caterham Roadsport									
1 -	1:11.442	6 -	56.091	11 -	57.227	16 -	57.215	21 -	59.493		
2 -	1:00.171	7 -	57.570	12 -	57.578	17 -	56.643				
3 -	57.159	8 -	56.373	13 -	57.067	18 -	56.182				
4 -	59.072	9 -	57.594	14 -	<b>55.997</b>	19 -	56.258				
5 -	58.361	10 -	57.973	15 -	56.502	20 -	56.319				
<b>78</b>	<b>Malcolm JOHNSTONE</b>	Caterham Roadsport									
1 -	1:20.202	6 -	<b>54.121</b>	11 -	55.111	16 -	54.389				
2 -	56.667	7 -	57.207	12 -	54.983	17 -	54.791				
3 -	55.837	8 -	55.004	13 -	54.600						
4 -	54.703	9 -	55.326	14 -	54.838						
5 -	55.606	10 -	55.967	15 -	54.565						
<b>79</b>	<b>Mark HARRIS</b>	Caterham Roadsport									
1 -	1:11.395	6 -	57.034	11 -	57.070	16 -	58.655	21 -	58.165		
2 -	59.910	7 -	56.720	12 -	57.002	17 -	59.990				
3 -	57.326	8 -	56.133	13 -	57.295	18 -	57.824				
4 -	56.305	9 -	56.417	14 -	56.287	19 -	56.244				
5 -	57.883	10 -	57.321	15 -	56.492	20 -	<b>55.830</b>				

## Autosport Caterham Eurocup QUALIFYING - LAP ANALYSIS

(contd.)

<b>82</b>	<b>Jon BARNES</b>	Caterham R400					
1 -	5:08.059	6 -	52.008	11 -	51.227		
2 -	52.077	7 -	54.676	12 -	51.078		
3 -	51.831	8 -	51.173	13 -	51.147		
4 -	51.623	9 -	50.939				
5 -	52.036	10 -	<b>50.831</b>				
<b>85</b>	<b>Clive RICHARDS</b>	Caterham R400					
1 -	1:46.728	6 -	51.087	11 -	51.583	16 -	51.050
2 -	52.653	7 -	51.160	12 -	51.040	17 -	50.936
3 -	51.755	8 -	3:05.248	13 -	51.552	18 -	51.047
4 -	51.423	9 -	51.155	14 -	51.172	19 -	51.120
5 -	51.619	10 -	51.548	15 -	<b>50.880</b>	20 -	51.001
<b>88</b>	<b>Simon CROMPTON</b>	Caterham R400					
1 -	1:47.729	6 -	53.218	11 -	51.993	16 -	51.564
2 -	54.123	7 -	53.736	12 -	52.025	17 -	51.829
3 -	52.561	8 -	52.732	13 -	51.586	18 -	51.566
4 -	52.348	9 -	52.171	14 -	51.896	19 -	51.614
5 -	52.529	10 -	53.271	15 -	51.744	20 -	51.744
<b>89</b>	<b>Jamie CONSTABLE</b>	Caterham R400					
1 -	3:19.453	6 -	52.874	11 -	51.471	16 -	51.428
2 -	53.764	7 -	51.791	12 -	51.238	17 -	51.234
3 -	51.671	8 -	52.353	13 -	51.449	18 -	51.741
4 -	52.691	9 -	51.636	14 -	<b>51.017</b>	19 -	51.778
5 -	53.147	10 -	51.347	15 -	51.363	20 -	51.136
<b>98</b>	<b>Mark HUMPHREY</b>	Caterham R400					
1 -	1:26.019	6 -	51.243	11 -	52.346	16 -	51.234
2 -	1:01.770	7 -	51.288	12 -	52.063	17 -	51.304
3 -	52.421	8 -	51.363	13 -	51.454	18 -	1:01.137
4 -	52.248	9 -	3:46.640P	14 -	51.516	19 -	51.525
5 -	51.483	10 -	1:02.084	15 -	<b>50.836</b>		

# Autosport Caterham Eurocup

## GRID - RACE 1

ROW 15	70 HINDLE	
ROW 14	52 MURRAY	79 HARRIS
ROW 13	7 McINTYRE	44 BARBOUR
ROW 12	31 REYNALDS	78 JOHNSTONE
ROW 11	38 HOLMES	43 FROST
ROW 10	28 SCHMID	22 DEZILLE BUTLER
ROW 9	61 WILLIAMS	26 CANTILLON
ROW 8	35 ALLEN	88 CROMPTON
ROW 7	68 TAYLOR	62 READER
ROW 6	5 DYSON	29 GREEN
ROW 5	30 KNOX	42 KNOX
ROW 4	16 FERRIER	89 CONSTABLE
ROW 3	32 LAMBERT	85 RICHARDS
ROW 2	82 BARNES	98 HUMPHREY
ROW 1	69 PAILLARD	64 BULL
	<b>POLE</b>	

Car No's 5, 43 & 89 need transponders please.

Weather / Track : Cloudy / Dry

These results are provisional until the conclusion of any judicial and technical matters.

Brands Hatch

Circuit Length = 1.2262 miles.

Start: 09:34 End: 09:54

Clerk Of Course:	Stewards:	Timekeeper:
------------------	-----------	-------------

## Autosport Caterham Eurocup - Race 1

### RACE CLASSIFICATION - RACE 1 - AMENDED

POS	NO	CL	NAME	NAT	CAR	TIME	LAPS	GAP	MPH	BEST
1	85	R4	Clive RICHARDS		Caterham R400	27:22.176	32		86.06	50.628
2	82	R4	Jon BARNES		Caterham R400	27:26.967	32	4.791	85.81	50.986
3	69	R4	Luc PAILLARD		Caterham R400	27:27.141	32	4.965	85.80	50.820
4	32	R4	Simon LAMBERT		Caterham R400	27:30.464	32	8.288	85.62	50.893
5	98	R4	Mark HUMPHREY		Caterham R400	27:30.570	32	8.394	85.62	50.605
6	30	R4	Steve KNOX		Caterham R400	27:30.811	32	8.635	85.61	50.887
7	42	R4	David KNOX		Caterham R400	27:31.786	32	9.610	85.55	50.736
8	89	R4	Jamie CONSTABLE		Caterham R400	27:37.063	32	14.887	85.28	50.924
9	5	R4	David DYSON		Caterham R400	27:37.184	32	15.008	85.28	50.967
10	26	R4	Mike CANTILLON		Caterham R400	27:37.472	32	15.296	85.26	50.976
11	16	R4	Tom FERRIER		Caterham R400	27:42.474	32	20.298	85.00	50.802
12	29	R4	Rachel GREEN		Caterham R400	27:43.070	32	20.894	84.97	51.382
13	35	R4	Paul ALLEN		Caterham R400	27:53.379	32	31.203	84.45	51.481
14	64	R4	Oliver BULL		Caterham R400	27:56.923	32	34.747	84.27	50.847
15	38	R4	Chris HOLMES		Caterham R400	27:58.836	32	36.660	84.18	51.588
16	22	R4	Ben DEZILLE BUTLER		Caterham R400	27:59.235	32	37.059	84.16	51.540
17	61	R4	Kevin WILLIAMS		Caterham R400	28:12.610	32	50.434	83.49	51.993
18	78	RS	Malcolm JOHNSTONE		Caterham Roadsport	27:31.281	30	2 LAPS	80.23	54.078
19	31	RS	Chris REYNALDS		Caterham Roadsport	27:32.441	30	2 LAPS	80.18	53.939
20	7	RS	Ewan McINTYRE		Caterham Roadsport	27:32.692	30	2 LAPS	80.17	53.976
21	79	RS	Mark HARRIS		Caterham Roadsport	27:26.821	29	4.645	77.77	55.868
22	70	RS	Steve HINDLE		Caterham Roadsport	27:41.325	29	19.149	77.09	55.774

#### NOT CLASSIFIED

43	R4	Steve FROST		Caterham R400	26:33.109	29	D.N.F.	80.39	51.915
52	RS	Tony MURRAY		Caterham Roadsport	16:43.858	18	D.N.F.	79.22	54.659
44	RS	John BARBOUR		Caterham Roadsport	15:47.501	17	D.N.F.	79.27	54.600
28	R4	Ralf SCHMID		Caterham R400	14:09.661	16	D.N.F.	83.20	51.975
68	R4	Gerry TAYLOR		Caterham R400	5:16.564	6	D.N.F.	83.88	50.903
62	R4	Sarah READER		Caterham R400	5:16.724	6	D.N.F.	83.83	51.468

#### FASTEST LAP

98	R4	Mark HUMPHREY		Caterham R400	50.605	29	87.23mph	140.38kph
31	RS	Chris REYNALDS		Caterham Roadsport	53.939	20	81.83mph	131.70kph

Car No 7 - 1.5 sec penalty - J.16.1.2.

Weather / Track : Cloudy / Dry

These times are provisional until the conclusion of any judicial and technical matters.

Brands Hatch

Circuit Length = 1.2262 miles.

Start: 13:22 End: 13:49

Clerk Of Course:	Stewards:	Timekeeper:
------------------	-----------	-------------

## Autosport Caterham Eurocup RACE CLASSIFICATION - RACE 1 - LAP CHART

Lap 1			Lap 2			Lap 3			Lap 4			Lap 5		
No	Behind	Laptime	No	Behind	Laptime	No	Behind	Laptime	No	Behind	Laptime	No	Behind	Laptime
82		54.026	82		51.704	82		51.574	82		51.590	82		51.381
85	0.644	54.670	85	1.045	52.105	85	1.134	51.663	85	0.996	51.452	85	0.712	51.097
64	0.643	54.669	64	1.133	52.194	69	1.161	51.601	69	1.093	51.522	64	0.843	51.164
69	1.113	55.139	69	1.134	51.725	64	1.398	51.839	64	1.060	51.252	98	1.187	51.243
98	1.161	55.187	98	1.370	51.913	98	1.535	51.739	98	1.325	51.380	69	1.564	51.852
30	1.708	55.734	30	1.769	51.765	30	1.791	51.596	16	1.914	51.270	16	1.567	51.034
32	1.738	55.764	32	1.982	51.948	16	2.234	51.572	30	1.929	51.728	30	1.916	51.368
16	2.247	56.273	16	2.236	51.693	32	2.250	51.842	32	2.286	51.626	32	2.147	51.242
42	3.292	57.318	89	3.343	51.747	89	3.300	51.531	89	2.723	51.013	89	2.730	51.388
89	3.300	57.326	42	3.488	51.900	42	3.459	51.545	42	3.006	51.137	42	3.152	51.527
29	3.510	57.536	5	3.638	51.489	5	3.819	51.755	5	3.858	51.629	5	3.444	50.967
5	3.853	57.879	29	4.029	52.223	29	4.196	51.741	29	4.219	51.613	29	4.246	51.408
62	4.132	58.158	62	4.424	51.996	62	4.574	51.724	62	4.655	51.671	62	4.742	51.468
68	4.312	58.338	26	5.145	52.462	68	5.282	51.498	68	5.280	51.588	68	4.802	50.903
26	4.387	58.413	68	5.358	52.750	26	5.280	51.709	26	5.312	51.622	26	5.402	51.471
22	4.879	58.905	22	5.868	52.693	35	6.708	52.047	35	7.225	52.107	35	7.677	51.833
35	5.427	59.453	35	6.235	52.512	22	7.333	53.039	22	7.496	51.753	22	7.739	51.624
28	5.426	59.452	38	6.932	52.593	38	7.839	52.481	38	7.923	51.674	38	8.130	51.588
38	6.043	1:00.069	28	7.580	53.858	28	8.782	52.776	28	9.661	52.469	43	10.440	52.157
61	6.178	1:00.204	61	8.056	53.582	43	9.120	52.539	43	9.664	52.134	28	10.636	52.356
43	6.490	1:00.516	43	8.155	53.369	61	9.821	53.339	61	10.890	52.659	61	11.502	51.993
78	7.911	1:01.937	78	10.753	54.546	78	13.328	54.149	78	16.278	54.540	31	19.609	54.680
31	8.313	1:02.339	31	11.038	54.429	31	13.638	54.174	31	16.310	54.262	78	19.774	54.877
7	8.489	1:02.515	7	11.974	55.189	7	14.863	54.463	7	17.661	54.388	7	20.257	53.977
44	9.025	1:03.051	44	12.423	55.102	44	15.794	54.945	44	19.011	54.807	44	22.537	54.907
52	9.199	1:03.225	52	12.556	55.061	52	16.210	55.228	52	19.279	54.659	52	22.900	55.002
79	9.934	1:03.960	79	14.098	55.868	79	18.680	56.156	79	23.143	56.053	79	27.753	55.991
70	10.543	1:04.569	70	14.613	55.774	70	19.155	56.116	70	23.552	55.987	70	28.201	56.030

Car No's 5, 43 & 89 thank you for sorting transponders. Car 52 transponder stopped working.

Weather / Track : Cloudy / Dry

Grands Hatch  
Circuit Length = 1.2262 miles.  
Start: 13:22 End: 13:49

**Autosport Caterham Eurocup**  
**RACE CLASSIFICATION - RACE 1 - LAP CHART**  
 (contd.)

Lap 6			Lap 7			Lap 8			Lap 9			Lap 10		
No	Behind	Laptime	No	Behind	Laptime	No	Behind	Laptime	No	Behind	Laptime	No	Behind	Laptime
82		51.250	85		51.242	85		51.422	85		51.327	85		51.114
85	0.090	50.628	82	0.141	51.473	82	0.087	51.368	82	0.069	51.309	82	0.242	51.287
64	0.697	51.104	64	0.320	50.955	64	0.470	51.572	64	0.466	51.323	64	0.564	51.212
16	1.172	50.855	16	0.822	50.982	16	0.599	51.199	98	1.094	51.449	98	0.891	50.911
98	1.196	51.259	98	1.361	51.497	98	0.972	51.033	69	1.413	51.491	69	1.154	50.855
69	1.412	51.098	69	1.658	51.578	69	1.249	51.013	32	3.432	52.200	32	3.644	51.326
30	1.586	50.920	30	2.357	52.103	30	1.901	50.966	30	3.438	52.864	30	3.845	51.521
32	1.927	51.030	32	3.088	52.493	32	2.559	50.893	42	3.862	52.487	42	4.191	51.443
89	2.404	50.924	42	3.165	51.668	42	2.702	50.959	89	4.860	52.448	89	4.940	51.194
42	2.829	50.927	5	3.774	51.530	89	3.739	51.389	5	5.110	52.429	5	5.567	51.571
5	3.576	51.382	89	3.772	52.700	5	4.008	51.656	26	6.907	51.543	26	7.129	51.336
29	4.760	51.764	29	5.260	51.832	29	5.419	51.581	29	6.907	52.815	29	7.534	51.741
68	5.039	51.487	26	7.137	53.273	26	6.691	50.976	35	11.987	51.812	35	12.755	51.882
62	5.199	51.707	35	10.713	53.435	35	11.502	52.211	38	12.731	51.874	38	13.721	52.104
26	5.196	51.044	22	11.328	53.960	38	12.184	52.136	22	13.211	52.139	22	14.193	52.096
35	8.610	52.183	38	11.470	53.822	22	12.399	52.493	28	15.762	52.247	28	16.970	52.322
22	8.700	52.211	28	13.900	53.530	28	14.842	52.364	16	15.869	1:06.597	16	17.087	52.332
38	8.980	52.100	61	14.835	53.558	61	16.216	52.803	61	17.387	52.498	61	18.911	52.638
43	11.292	52.102	43	20.119	1:00.159	43	21.173	52.476	43	22.382	52.536	43	23.480	52.212
28	11.702	52.316	78	26.885	54.815	78	30.309	54.846	78	33.913	54.931	78	37.699	54.900
61	12.609	52.357	31	27.184	54.986	31	30.349	54.587	31	34.684	55.662	7	37.954	54.340
78	23.402	54.878	7	27.774	55.093	7	30.982	54.630	7	34.728	55.073	31	38.896	55.326
31	23.530	55.171	44	30.014	55.047	44	33.594	55.002	44	37.335	55.068	44	41.758	55.537
7	24.013	55.006	52	30.520	55.252	52	34.392	55.294	52	37.993	54.928	52	42.707	55.828
44	26.299	55.012	79	37.266	56.041	79	42.340	56.496	79	47.187	56.174			
52	26.600	54.950	70	37.874	56.391	70	42.640	56.188	70	47.460	56.147			
79	32.557	56.054												
70	32.815	55.864												

**Autosport Caterham Eurocup**  
**RACE CLASSIFICATION - RACE 1 - LAP CHART**  
 (contd.)

Lap 11			Lap 12			Lap 13			Lap 14			Lap 15		
No	Behind	Laptime	No	Behind	Laptime	No	Behind	Laptime	No	Behind	Laptime	No	Behind	Laptime
85		50.919	85		51.405	85		50.972	85		50.765	85		51.491
82	0.404	51.081	82	0.178	51.179	64	0.304	50.967	64	0.766	51.227	64	0.738	51.463
64	0.867	51.222	64	0.309	50.847	82	0.377	51.171	69	1.235	51.341	69	1.110	51.366
98	0.969	50.997	69	0.741	50.971	69	0.659	50.890	82	1.134	51.522	82	1.496	51.853
69	1.175	50.940	98	1.229	51.665	52	1 LAP	55.741	98	2.415	51.693	98	2.189	51.265
79	1 LAP	56.563	32	4.173	51.369	98	1.487	51.230	32	5.214	51.481	78	1 LAP	55.676
70	1 LAP	58.396	30	4.450	51.552	32	4.498	51.297	30	5.420	51.316	7	1 LAP	56.696
32	4.209	51.484	42	4.807	51.679	30	4.869	51.391	42	5.686	51.488	31	1 LAP	56.281
30	4.303	51.377	89	5.330	51.618	42	4.963	51.128	44	1 LAP	58.072	32	5.135	51.412
42	4.533	51.261	5	6.208	51.775	89	5.585	51.227	52	1 LAP	56.116	30	5.260	51.331
89	5.117	51.096	79	1 LAP	56.896	5	6.257	51.021	89	6.243	51.423	42	5.665	51.470
5	5.838	51.190	26	7.946	51.801	26	8.291	51.317	5	6.607	51.115	89	6.009	51.257
26	7.550	51.340	29	8.548	51.814	29	9.225	51.649	26	8.880	51.354	5	6.690	51.574
29	8.139	51.524	70	1 LAP	58.426	79	1 LAP	56.210	29	9.897	51.437	26	9.167	51.778
35	14.593	52.757	35	15.360	52.172	38	16.376	51.871	38	17.566	51.955	29	9.849	51.443
22	15.112	51.838	38	15.477	51.692	35	16.720	52.332	79	1 LAP	56.034	52	1 LAP	55.434
38	15.190	52.388	22	15.738	52.031	70	1 LAP	56.999	35	17.967	52.012	44	1 LAP	56.025
16	17.856	51.688	16	17.553	51.102	22	17.028	52.262	16	18.010	51.392	16	18.264	51.745
28	18.192	52.141	28	18.799	52.012	16	17.383	50.802	22	18.637	52.374	38	18.489	52.414
61	21.757	53.765	61	23.092	52.740	28	19.802	51.975	28	22.489	53.452	35	18.558	52.082
43	24.806	52.245	43	25.446	52.045	61	25.240	53.120	70	1 LAP	56.668	22	18.896	51.750
7	41.835	54.800	7	45.341	54.911	43	26.516	52.042	61	27.339	52.864	79	1 LAP	56.697
78	42.036	55.256	78	45.417	54.786	78	49.541	55.096				28	24.133	53.135
31	43.703	55.726	31	46.574	54.276	7	49.540	55.171				43	1 LAP	1:43.018P
44	45.656	54.817	44	49.460	55.209	31	50.119	54.517				70	1 LAP	56.444
52	47.384	55.596										61	28.865	53.017

**Autosport Caterham Eurocup**  
**RACE CLASSIFICATION - RACE 1 - LAP CHART**  
 (contd.)

Lap 16			Lap 17			Lap 18			Lap 19			Lap 20		
No	Behind	Laptime	No	Behind	Laptime	No	Behind	Laptime	No	Behind	Laptime	No	Behind	Laptime
85		51.193	85		51.072	85		51.027	85		50.979	85		51.160
69	0.938	51.021	64	1.297	51.417	69	1.311	51.001	82	2.131	51.210	82	2.477	51.506
64	0.952	51.407	69	1.337	51.471	64	1.670	51.400	98	2.707	51.647	98	2.943	51.396
82	1.289	50.986	82	1.587	51.370	82	1.900	51.340	69	2.913	52.581	64	2.950	51.404
98	2.280	51.284	98	1.983	50.775	98	2.039	51.083	64	2.706	52.015	69	3.285	51.532
32	5.386	51.444	32	5.582	51.268	32	5.788	51.233	32	6.133	51.324	32	6.207	51.234
30	5.979	51.912	30	5.961	51.054	30	6.098	51.164	30	6.268	51.149	30	6.629	51.521
42	6.235	51.763	42	6.203	51.040	42	6.620	51.444	42	6.897	51.256	42	7.126	51.389
78	1 LAP	54.774	5	7.361	51.807	5	7.940	51.606	5	7.992	51.031	5	8.601	51.769
5	6.626	51.129	89	7.397	51.843	89	8.308	51.938	89	8.422	51.093	89	8.599	51.337
89	6.626	51.810	26	9.514	51.501	26	9.835	51.348	26	10.106	51.250	26	10.352	51.406
7	1 LAP	54.475	78	1 LAP	54.997	29	11.880	51.893	29	12.814	51.913	29	13.149	51.495
26	9.085	51.111	29	11.014	51.872	78	1 LAP	55.237	78	1 LAP	54.612	16	19.543	51.244
31	1 LAP	56.917	7	1 LAP	57.262	7	1 LAP	54.323	16	19.459	51.814	35	21.561	52.033
29	10.214	51.558	31	1 LAP	55.361	31	1 LAP	53.941	7	1 LAP	54.481	78	1 LAP	54.751
44	1 LAP	54.600	44	1 LAP	55.003	16	18.624	51.409	35	20.688	51.481	38	23.619	52.776
52	1 LAP	55.098	16	18.242	51.017	35	20.186	51.527	31	1 LAP	54.778	7	1 LAP	54.858
52	13.947	55.453	35	19.686	51.620	38	21.320	52.399	38	22.003	51.662	22	24.612	52.080
16	18.297	51.226	38	19.948	51.649	44	1 LAP	55.297	22	23.692	51.828	31	1 LAP	55.014
35	19.138	51.773	22	21.935	52.493	22	22.843	51.935	52	1 LAP	55.067	61	36.356	52.527
38	19.371	52.075	61	31.641	52.652	52	1 LAP	51:51.379	61	34.989	52.602	43	1 LAP	52.106
22	20.514	52.811	79	1 LAP	56.776	61	33.366	52.752	43	1 LAP	52.344	79	1 LAP	56.103
28	26.196	53.256	43	1 LAP	52.826	43	1 LAP	52.474	79	1 LAP	56.910			
79	1 LAP	55.959	70	1 LAP	56.686	79	1 LAP	56.777	70	1 LAP	56.516			
61	30.061	52.389				70	1 LAP	56.216						
70	1 LAP	56.687												
43	1 LAP	59.706												

**Autosport Caterham Eurocup**  
**RACE CLASSIFICATION - RACE 1 - LAP CHART**  
 (contd.)

Lap 21			Lap 22			Lap 23			Lap 24			Lap 25		
No	Behind	Laptime	No	Behind	Laptime	No	Behind	Laptime	No	Behind	Laptime	No	Behind	Laptime
85		50.917	85		51.151	85		51.144	85		51.125	85		51.047
82	2.738	51.178	82	3.159	51.572	82	3.689	51.674	82	3.970	51.406	82	4.308	51.385
64	3.834	51.801	64	4.366	51.683	98	5.010	51.598	69	5.024	51.059	69	4.797	50.820
70	2 LAPS	56.671	98	4.556	51.300	64	5.072	51.850	98	5.507	51.622	98	5.674	51.214
98	4.407	52.381	69	5.326	50.892	69	5.090	50.908	32	7.148	51.384	32	7.269	51.168
69	5.585	53.217	79	2 LAPS	57.718	32	6.889	51.483	30	7.442	51.566	30	7.705	51.310
32	6.641	51.351	32	6.550	51.060	30	7.001	51.391	42	8.003	51.857	42	8.112	51.156
30	7.018	51.306	30	6.754	50.887	42	7.271	50.736	5	11.539	51.988	89	12.421	51.901
42	7.294	51.085	42	7.679	51.536	5	10.676	52.144	89	11.567	51.971	5	12.431	51.939
89	9.176	51.494	5	9.676	51.525	89	10.721	52.183	26	11.841	51.882	26	13.017	52.223
5	9.302	51.618	89	9.682	51.657	26	11.084	51.129	29	15.253	51.687	29	16.577	52.371
26	10.802	51.367	26	11.099	51.448	79	2 LAPS	57.793	79	2 LAPS	55.880	16	20.634	51.289
29	13.614	51.382	70	2 LAPS	59.705	29	14.691	51.627	16	20.392	51.218	79	2 LAPS	56.660
16	19.984	51.358	29	14.208	51.745	70	2 LAPS	56.798	70	2 LAPS	56.697	35	25.665	52.005
35	22.399	51.755	16	20.362	51.529	16	20.299	51.081	35	24.707	51.900	38	29.336	52.455
38	24.663	51.961	35	23.092	51.844	35	23.932	51.984	64	26.726	1:12.779P	22	29.838	52.463
22	25.391	51.696	38	25.523	52.011	38	27.097	52.718	38	27.928	51.956	70	2 LAPS	59.031
78	1 LAP	54.623	22	26.005	51.765	22	27.482	52.621	22	28.422	52.065	64	32.823	57.144
7	1 LAP	54.390	78	1 LAP	54.152	78	1 LAP	54.446	78	1 LAP	54.582	78	1 LAP	54.683
31	1 LAP	53.939	7	1 LAP	54.303	7	1 LAP	54.493	31	1 LAP	54.241	31	1 LAP	54.285
61	37.992	52.553	31	1 LAP	54.569	31	1 LAP	54.086	7	1 LAP	54.783	7	1 LAP	54.119
43	1 LAP	52.522	61	39.099	52.258	61	40.178	52.223	61	41.345	52.292	61	42.507	52.209
			43	1 LAP	52.352	43	1 LAP	51.918	43	1 LAP	52.229	43	1 LAP	52.040

**Autosport Caterham Eurocup**  
**RACE CLASSIFICATION - RACE 1 - LAP CHART**  
 (contd.)

Lap 26			Lap 27			Lap 28			Lap 29			Lap 30		
No	Behind	Laptime	No	Behind	Laptime	No	Behind	Laptime	No	Behind	Laptime	No	Behind	Laptime
85		51.349	85		51.192	85		50.999	85		50.913	85		51.868
82	4.251	51.292	69	4.499	51.226	82	5.107	51.519	31	2 LAPS	54.784	43	2 LAPS	53.809
69	4.465	51.017	82	4.587	51.528	69	5.373	51.873	69	5.618	51.158	78	2 LAPS	55.157
98	5.294	50.969	32	7.758	51.576	32	8.065	51.306	82	5.656	51.462	7	2 LAPS	55.488
32	7.374	51.454	30	8.135	51.814	30	8.351	51.215	32	8.380	51.228	31	2 LAPS	54.889
30	7.513	51.157	42	8.518	51.818	42	8.851	51.332	30	8.770	51.332	70	3 LAPS	58.223
42	7.892	51.129	98	9.326	55.224	98	9.515	51.188	42	9.166	51.228	69	5.146	51.396
89	12.989	51.917	89	13.401	51.604	89	13.960	51.558	98	9.207	50.605	82	5.169	51.381
5	13.299	52.217	5	13.831	51.724	5	14.339	51.507	89	14.486	51.439	32	7.653	51.141
26	13.711	52.043	26	13.945	51.426	26	14.616	51.670	5	14.974	51.548	30	7.856	50.954
29	17.292	52.064	29	18.026	51.926	29	18.911	51.884	26	15.317	51.614	98	8.435	51.096
16	20.569	51.284	16	20.604	51.227	16	20.812	51.207	29	19.788	51.790	42	8.676	51.378
35	26.486	52.170	35	27.481	52.187	35	28.608	52.126	16	20.749	50.850	89	14.238	51.620
79	2 LAPS	56.842	38	33.380	53.648	64	33.962	51.513	35	29.555	51.860	5	14.602	51.496
38	30.924	52.937	64	33.448	51.569	38	34.274	51.893	64	34.616	51.567	26	14.937	51.488
22	31.231	52.742	22	33.821	53.782	22	34.915	52.093	38	34.988	51.627	29	19.626	51.706
64	33.071	51.597	79	2 LAPS	57.358	79	2 LAPS	56.534	22	36.043	52.041	16	20.120	51.239
70	2 LAPS	57.108	70	2 LAPS	56.569	61	46.143	52.390	79	2 LAPS	56.638	35	29.710	52.023
78	1 LAP	54.566	61	44.752	52.656	78	1 LAP	54.078	61	47.699	52.469	64	34.474	51.726
61	43.288	52.130	78	1 LAP	55.027	70	2 LAPS	57.100				38	35.391	52.271
31	1 LAP	54.395	7	1 LAP	54.445	43	1 LAP	52.088				22	36.261	52.086
7	1 LAP	54.304	31	1 LAP	55.215	7	1 LAP	53.976				61	48.079	52.248
43	1 LAP	51.991	43	1 LAP	51.915							79	2 LAPS	56.382

**Autosport Caterham Eurocup**  
**RACE CLASSIFICATION - RACE 1 - LAP CHART**  
 (contd.)

Lap 31			Lap 32			Lap 33			Lap 34			Lap 35		
No	Behind	Laptime	No	Behind	Laptime	No	Behind	Laptime	No	Behind	Laptime	No	Behind	Laptime
85		51.101	85		51.667									
43	2 LAPS	53.239	79	3 LAPS	57.298									
78	2 LAPS	54.190	82	4.791	51.237									
82	5.221	51.153	69	4.965	51.028									
7	2 LAPS	54.117	32	8.288	51.917									
69	5.604	51.559	98	8.394	51.783									
31	2 LAPS	54.575	30	8.635	52.202									
32	8.038	51.486	7	2 LAPS	55.123									
30	8.100	51.345	78	2 LAPS	56.173									
98	8.278	50.944	42	9.610	52.487									
42	8.790	51.215	31	2 LAPS	55.036									
70	3 LAPS	58.795	89	14.887	51.892									
89	14.662	51.525	5	15.008	51.659									
5	15.016	51.515	26	15.296	51.437									
26	15.526	51.690	70	3 LAPS	58.524									
16	20.721	51.702	16	20.298	51.244									
29	20.754	52.229	29	20.894	51.807									
35	30.657	52.048	35	31.203	52.213									
64	34.736	51.363	64	34.747	51.678									
38	36.026	51.736	38	36.660	52.301									
22	36.700	51.540	22	37.059	52.026									
61	49.286	52.308	61	50.434	52.815									

## Caterham Hankook Masters Germany

### QUALIFYING - RACE 2

POS	NO	CL	NAME	NAT	CAR	TIME	LAPS	GAP	MPH
1	1	3	Peter RATCLIFF		Caterham R400	52.851	21		83.52
2	42	3	David KNOX		Caterham R400	53.501	17	0.650	82.50
3	43	3	Steve FROST		Caterham R400	54.019	18	1.168	81.71
4	84	3	Ian THOMPSON		Caterham R400	54.483	20	1.632	81.02
5	31	3	Nigel BENT		Caterham 7 SV	54.631	20	1.780	80.80
6	2	2	Rudiger VORTISCH		Caterham R300	55.053	20	2.202	80.18
7	4	2	Thoralf GRUBE		Caterham R300	55.229	20	2.378	79.92
8	11	2	Kurt HOFFMANN		Caterham R300	55.527	18	2.676	79.49
9	8	2	Frank MENDE		Caterham R300	55.996	19	3.145	78.83
10	3	2	Wolfgang BECKER		Caterham R300	56.449	20	3.598	78.20
11	23	3	Yoshikazo SUZUKI		Caterham CSR	56.735	13	3.884	77.80
12	88	3	Simon CROMPTON		Caterham R400	57.214	5	4.363	77.15
13	70	1	Steve HINDLE		Caterham 7	58.528	19	5.677	75.42
14	79	1	Mark HARRIS		Caterham 7	58.731	19	5.880	75.16
15	27	3	Austin REYNOLDS		Caterham R500	58.738	19	5.887	75.15
16	6	2	Geoffrey WAKEM		Caterham R300	58.997	20	6.146	74.82
17	29	3	Chris MILNER		Caterham R400	1:01.307	2	8.456	72.00

Car No 29 - 2 laps only.

Weather / Track : Cloudy / Damp

These results are provisional until the conclusion of any judicial and technical matters.

Brands Hatch

Circuit Length = 1.2262 miles.

Start: 11:11 End: 11:31

Clerk Of Course:	Stewards:	Timekeeper:
------------------	-----------	-------------

## Caterham Hankook Masters Germany

### QUALIFYING - LAP ANALYSIS

<b>1</b>	<b>Peter RATCLIFF</b>					Caterham R400				
1 -	1:10.787	6 -	58.522	11 -	57.770	16 -	55.880	21 -	<b>52.851</b>	
2 -	59.613	7 -	58.353	12 -	56.921	17 -	55.250			
3 -	59.393	8 -	59.171	13 -	57.060	18 -	54.483			
4 -	59.225	9 -	58.832	14 -	56.929	19 -	54.179			
5 -	59.017	10 -	57.737	15 -	55.918	20 -	53.492			
<b>2</b>	<b>Rudiger VORTISCH</b>					Caterham R300				
1 -	1:15.380	6 -	1:00.952	11 -	58.773	16 -	1:08.315			
2 -	1:00.017	7 -	1:00.372	12 -	59.879	17 -	57.029			
3 -	1:00.809	8 -	59.819	13 -	59.239	18 -	56.525			
4 -	59.769	9 -	59.569	14 -	58.693	19 -	<b>55.053</b>			
5 -	1:00.156	10 -	59.077	15 -	57.874	20 -	55.287			
<b>3</b>	<b>Wolfgang BECKER</b>					Caterham R300				
1 -	1:19.928	6 -	1:01.746	11 -	1:00.105	16 -	57.859			
2 -	1:00.414	7 -	1:00.715	12 -	1:00.073	17 -	57.029			
3 -	1:00.750	8 -	59.560	13 -	1:00.070	18 -	57.354			
4 -	1:01.330	9 -	1:00.743	14 -	59.702	19 -	57.189			
5 -	1:00.841	10 -	1:00.457	15 -	58.764	20 -	<b>56.449</b>			
<b>4</b>	<b>Thoralf GRUBE</b>					Caterham R300				
1 -	1:28.298	6 -	59.313	11 -	58.095	16 -	56.684			
2 -	1:02.115	7 -	58.570	12 -	58.161	17 -	57.136			
3 -	1:02.114	8 -	58.778	13 -	59.011	18 -	56.413			
4 -	1:02.214	9 -	1:01.335	14 -	58.137	19 -	<b>55.229</b>			
5 -	1:00.041	10 -	58.644	15 -	57.403	20 -	55.526			
<b>6</b>	<b>Geoffrey WAKEM</b>					Caterham R300				
1 -	1:16.104	6 -	1:02.100	11 -	1:01.730	16 -	1:01.240			
2 -	1:03.200	7 -	1:02.222	12 -	1:01.541	17 -	59.906			
3 -	1:02.972	8 -	1:02.237	13 -	1:01.527	18 -	1:01.336			
4 -	1:02.233	9 -	1:02.212	14 -	1:01.368	19 -	1:00.601			
5 -	1:02.236	10 -	1:01.278	15 -	1:03.765	20 -	<b>58.997</b>			
<b>8</b>	<b>Frank MENDE</b>					Caterham R300				
1 -	1:28.815	6 -	1:55.903P	11 -	58.992	16 -	56.951			
2 -	1:02.732	7 -	1:13.191	12 -	59.535	17 -	56.593			
3 -	1:01.187	8 -	59.805	13 -	58.295	18 -	56.628			
4 -	1:01.481	9 -	1:00.208	14 -	58.794	19 -	<b>55.996</b>			
5 -	1:01.273	10 -	59.541	15 -	57.881					

# Caterham Hankook Masters Germany

## QUALIFYING - LAP ANALYSIS

(contd.)

<b>11</b>	<b>Kurt HOFFMANN</b>	Caterham R300					
1 -	1:27.512	6 -	1:00.574	11 -	1:33.088P	16 -	57.986
2 -	1:01.878	7 -	1:00.578	12 -	1:03.982	17 -	55.795
3 -	2:08.562P	8 -	59.271	13 -	58.210	18 -	<b>55.527</b>
4 -	1:06.717	9 -	58.384	14 -	58.102		
5 -	1:01.190	10 -	59.187	15 -	57.673		
<b>23</b>	<b>Yoshikazo SUZUKI</b>	Caterham CSR					
1 -	7:19.372P	6 -	1:00.699	11 -	57.744		
2 -	1:35.437	7 -	1:00.225	12 -	<b>56.735</b>		
3 -	1:04.249	8 -	59.601	13 -	58.407		
4 -	1:01.634	9 -	59.753				
5 -	1:06.028	10 -	58.758				
<b>27</b>	<b>Austin REYNOLDS</b>	Caterham R500					
1 -	1:23.091	6 -	1:06.210	11 -	1:02.829	16 -	1:00.294
2 -	1:09.769	7 -	1:04.889	12 -	1:01.784	17 -	59.116
3 -	1:10.783	8 -	1:02.347	13 -	1:00.630	18 -	<b>58.738</b>
4 -	1:05.759	9 -	1:02.318	14 -	1:00.493	19 -	1:00.435
5 -	1:05.098	10 -	1:02.023	15 -	1:00.004		
<b>29</b>	<b>Chris MILNER</b>	Caterham R400					
1 -	1:13.224						
2 -	<b>1:01.307</b>						
<b>31</b>	<b>Nigel BENT</b>	Caterham 7 SV					
1 -	1:28.248	6 -	1:03.963	11 -	59.807	16 -	57.779
2 -	1:05.101	7 -	1:01.110	12 -	1:00.530	17 -	56.983
3 -	1:03.384	8 -	1:00.655	13 -	59.496	18 -	55.881
4 -	1:03.146	9 -	1:00.284	14 -	59.101	19 -	56.090
5 -	1:02.305	10 -	59.644	15 -	57.934	20 -	<b>54.631</b>
<b>42</b>	<b>David KNOX</b>	Caterham R400					
1 -	1:17.877	6 -	57.896	11 -	56.613	16 -	<b>53.501</b>
2 -	58.453	7 -	58.698	12 -	55.590	17 -	53.709
3 -	58.490	8 -	57.892	13 -	54.979		
4 -	57.690	9 -	5:12.082P	14 -	54.657		
5 -	56.807	10 -	1:03.591	15 -	53.564		


## Caterham Hankook Masters Germany QUALIFYING - LAP ANALYSIS

(contd.)

<b>43</b>	<b>Steve FROST</b>					Caterham R400	
1 -	1:26.396	6 -	58.814	11 -	58.412	16 -	55.416
2 -	1:02.367	7 -	59.483	12 -	57.760	17 -	54.470
3 -	3:16.848P	8 -	58.337	13 -	57.302	18 -	<b>54.019</b>
4 -	1:20.794	9 -	58.783	14 -	56.187		
5 -	58.951	10 -	58.835	15 -	55.331		
<b>70</b>	<b>Steve HINDLE</b>					Caterham 7	
1 -	1:27.240	6 -	1:02.915	11 -	1:03.393	16 -	1:00.516
2 -	1:08.060	7 -	1:07.195	12 -	1:03.013	17 -	59.241
3 -	1:06.871	8 -	1:02.952	13 -	1:02.957	18 -	<b>58.528</b>
4 -	1:03.034	9 -	1:02.900	14 -	1:02.032	19 -	59.213
5 -	1:03.079	10 -	1:02.680	15 -	1:00.357		
<b>79</b>	<b>Mark HARRIS</b>					Caterham 7	
1 -	1:27.661	6 -	1:02.920	11 -	1:02.208	16 -	1:00.255
2 -	1:06.908	7 -	1:02.279	12 -	1:02.021	17 -	<b>58.731</b>
3 -	1:06.164	8 -	1:02.142	13 -	1:00.937	18 -	59.519
4 -	1:03.734	9 -	1:01.996	14 -	1:00.653	19 -	1:00.369
5 -	1:03.437	10 -	1:02.493	15 -	1:01.763		
<b>84</b>	<b>Ian THOMPSON</b>					Caterham R400	
1 -	1:24.189	6 -	1:00.185	11 -	59.277	16 -	1:54.680P
2 -	1:01.168	7 -	59.379	12 -	58.161	17 -	1:02.802
3 -	1:00.081	8 -	58.610	13 -	58.567	18 -	54.676
4 -	59.390	9 -	58.386	14 -	57.204	19 -	54.539
5 -	59.966	10 -	58.426	15 -	57.066	20 -	<b>54.483</b>
<b>88</b>	<b>Simon CROMPTON</b>					Caterham R400	
1 -	1:18.406						
2 -	58.106						
3 -	58.305						
4 -	57.525						
5 -	<b>57.214</b>						

# Caterham Hankook Masters Germany

## GRID - RACE 2

ROW 9	29 MILNER	
ROW 8	27 REYNOLDS	6 WAKEM
ROW 7	70 HINDLE	79 HARRIS
ROW 6	23 SUZUKI	88 CROMPTON
ROW 5	8 MENDE	3 BECKER
ROW 4	4 GRUBE	11 HOFFMANN
ROW 3	31 BENT	2 VORTISCH
ROW 2	43 FROST	84 THOMPSON
ROW 1	1 RATCLIFF	42 KNOX
<b>POLE</b>		
		

Weather / Track : Cloudy / Damp

These results are provisional until the conclusion of any judicial and technical matters.

Brands Hatch

Circuit Length = 1.2262 miles.

Start: 11:11 End: 11:31

Clerk Of Course:

Stewards:

Timekeeper:

## Caterham Hankook Masters Germany

### RACE CLASSIFICATION - RACE 2

POS	NO	CL	NAME	NAT	CAR	TIME	LAPS	GAP	MPH	BEST
1	1	3	Peter RATCLIFF		Caterham R400	27:43.786	32		84.94	51.236
2	23	3	Yoshikazo SUZUKI		Caterham CSR	28:11.430	32	27.644	83.55	51.438
3	31	3	Nigel BENT		Caterham 7 SV	28:17.115	32	33.329	83.27	51.784
4	88	3	Simon CROMPTON		Caterham R400	28:25.502	32	41.716	82.86	51.882
5	2	2	Rudiger VORTISCH		Caterham R300	28:31.338	32	47.552	82.58	52.530
6	11	2	Kurt HOFFMANN		Caterham R300	27:43.858	31	1 LAP	82.28	52.894
7	8	2	Frank MENDE		Caterham R300	27:55.226	31	1 LAP	81.72	53.246
8	3	2	Wolfgang BECKER		Caterham R300	28:07.855	31	1 LAP	81.11	53.581
9	4	2	Thoralf GRUBE		Caterham R300	27:58.514	30	14.728	78.93	53.416
10	79	1	Mark HARRIS		Caterham 7	28:14.762	30	30.976	78.18	55.874
11	6	2	Geoffrey WAKEM		Caterham R300	28:16.215	30	32.429	78.11	55.535
12	70	1	Steve HINDLE		Caterham 7	27:58.927	29	15.141	76.28	55.434
NOT CLASSIFIED										
42	3		David KNOX		Caterham R400	26:10.838	30	D.N.F.	84.34	51.255
84	3		Ian THOMPSON		Caterham R400	2:38.623	3	D.N.F.	83.91	52.048
29	3		Chris MILNER		Caterham R400	1:58.970	2	D.N.F.	74.77	53.454
FASTEST LAP										
1	3		Peter RATCLIFF		Caterham R400	51.236	21	86.15mph	138.65kph	
2	2		Rudiger VORTISCH		Caterham R300	52.530	13	84.03mph	135.24kph	
70	1		Steve HINDLE		Caterham 7	55.434	29	79.63mph	128.15kph	

Weather / Track : Cloudy / Dry

These results are provisional until the conclusion of any judicial and technical matters.

Brands Hatch

Circuit Length = 1.2262 miles.

Start: 14:02 End: 14:30

Clerk Of Course:	Stewards:	Timekeeper:
------------------	-----------	-------------

## Caterham Hankook Masters Germany

### RACE CLASSIFICATION - RACE 2 - LAP CHART

Lap 1			Lap 2			Lap 3			Lap 4			Lap 5		
No	Behind	Laptime	No	Behind	Laptime	No	Behind	Laptime	No	Behind	Laptime	No	Behind	Laptime
1		53.481	1		51.925	1		51.814	1		51.813	1		51.713
42	0.796	54.277	42	0.131	51.260	42	0.477	52.160	42	0.311	51.647	42	0.115	51.517
84	0.969	54.450	84	1.169	52.125	84	1.403	52.048	31	5.621	53.399	31	7.841	53.933
31	1.525	55.006	31	2.843	53.243	31	4.035	53.006	11	8.430	53.721	11	10.438	53.721
2	3.050	56.531	2	4.863	53.738	11	6.522	53.448	2	8.548	53.705	2	10.525	53.690
4	3.410	56.891	11	4.888	53.247	2	6.656	53.607	23	8.979	53.294	23	10.612	53.346
11	3.566	57.047	4	5.628	54.143	4	7.282	53.468	4	9.311	53.842	88	11.429	53.296
8	5.569	59.050	23	7.336	53.527	23	7.498	51.976	88	9.846	52.213	4	11.762	54.164
23	5.734	59.215	3	8.554	54.704	88	9.446	52.519	8	13.933	54.225	8	16.175	53.955
3	5.775	59.256	88	8.741	52.744	8	11.521	54.313	3	14.505	54.747	3	17.059	54.267
88	7.922	1:01.403	8	9.022	55.378	3	11.571	54.831	79	22.200	56.844	79	26.907	56.420
79	8.612	1:02.093	79	12.693	56.006	79	17.169	56.290	6	24.344	56.198	6	28.682	56.051
6	11.109	1:04.590	29	13.564	53.454	6	19.959	55.910	70	24.761	55.769	70	29.012	55.964
70	11.223	1:04.704	6	15.863	56.679	70	20.805	55.789						
29	12.035	1:05.516	70	16.830	57.532									

**Caterham Hankook Masters Germany**  
**RACE CLASSIFICATION - RACE 2 - LAP CHART**  
 (contd.)

Lap 6			Lap 7			Lap 8			Lap 9			Lap 10		
No	Behind	Laptime	No	Behind	Laptime	No	Behind	Laptime	No	Behind	Laptime	No	Behind	Laptime
1		51.899	1		52.282	42		51.978	1		52.048	1		51.667
42	0.145	51.929	42	0.011	52.148	1	0.192	52.181	42	0.216	52.456	42	0.200	51.651
31	9.638	53.696	31	11.389	54.033	70	1 LAP	1:21.080P	31	13.904	53.514	88	15.099	52.559
2	12.342	53.716	88	12.855	52.210	31	12.630	53.230	88	14.207	53.414	31	15.983	53.746
11	12.523	53.984	2	13.764	53.704	88	13.033	52.167	23	14.367	51.819	23	16.573	53.873
88	12.927	53.397	11	13.896	53.655	23	14.788	52.738	2	15.736	53.102	2	16.948	52.879
23	13.137	54.424	23	14.039	53.184	2	14.874	53.099	11	16.265	53.072	11	17.542	52.944
4	13.849	53.986	4	15.204	53.637	11	15.433	53.526	4	18.723	54.332	4	20.707	53.651
8	18.257	53.981	8	19.610	53.635	4	16.631	53.416	70	1 LAP	1:04.827	8	25.250	53.651
3	19.013	53.853	3	20.312	53.581	8	21.526	53.905	8	23.266	53.980	3	26.110	53.922
79	30.955	55.947	79	35.162	56.489	3	22.335	54.012	3	23.855	53.760	70	1 LAP	56.465
6	33.550	56.767	6	37.752	56.484	79	39.421	56.248	79	43.855	56.674	79	48.981	56.793
70	33.661	56.548				6	42.055	56.292	6	46.458	56.643	6	50.838	56.047

**Caterham Hankook Masters Germany**  
**RACE CLASSIFICATION - RACE 2 - LAP CHART**  
 (contd.)

Lap 11			Lap 12			Lap 13			Lap 14			Lap 15		
No	Behind	Laptime	No	Behind	Laptime	No	Behind	Laptime	No	Behind	Laptime	No	Behind	Laptime
1		51.649	1		52.120	1		51.705	1		52.040	42		51.804
42	0.158	51.607	42	0.223	52.185	42	0.058	51.540	42	0.068	52.050	1	0.130	52.002
88	15.332	51.882	79	1 LAP	56.819	79	1 LAP	56.372	79	1 LAP	56.802	79	1 LAP	56.006
31	17.069	52.735	6	1 LAP	57.003	6	1 LAP	56.067	6	1 LAP	55.965	6	1 LAP	55.746
23	17.421	52.497	88	15.607	52.395	88	16.126	52.224	88	16.702	52.616	88	16.827	51.997
2	18.170	52.871	31	17.203	52.254	31	18.382	52.884	31	19.255	52.913	31	19.610	52.227
11	18.787	52.894	23	17.765	52.464	23	18.899	52.839	23	19.745	52.886	23	20.040	52.167
4	23.236	54.178	2	18.646	52.596	2	19.471	52.530	2	20.342	52.911	2	21.388	52.918
8	26.978	53.377	11	19.953	53.286	11	21.453	53.205	11	23.083	53.670	11	25.330	54.119
3	28.337	53.876	4	25.778	54.662	4	27.993	53.920	4	30.045	54.092	4	32.462	54.289
70	1 LAP	56.508	8	28.620	53.762	8	30.333	53.418	8	31.976	53.683	8	33.546	53.442
			3	29.968	53.751	3	32.534	54.271	3	34.976	54.482	3	37.619	54.515
			70	1 LAP	56.537	70	1 LAP	56.448	70	1 LAP	56.643	70	1 LAP	56.670

**Caterham Hankook Masters Germany**  
**RACE CLASSIFICATION - RACE 2 - LAP CHART**  
 (contd.)

Lap 16			Lap 17			Lap 18			Lap 19			Lap 20		
No	Behind	Laptime	No	Behind	Laptime	No	Behind	Laptime	No	Behind	Laptime	No	Behind	Laptime
42		51.760	42		51.495	42		51.752	42		51.295	42		51.517
1	0.147	51.777	1	0.232	51.580	1	0.803	52.323	1	0.802	51.294	1	0.805	51.520
88	18.499	53.432	70	2 LAPS	56.533	70	2 LAPS	56.326	70	2 LAPS	56.497	70	2 LAPS	56.162
79	1 LAP	55.915	88	19.930	52.926	31	21.683	52.384	31	22.787	52.399	31	24.049	52.779
31	20.556	52.706	31	21.051	51.990	23	22.172	51.917	23	23.422	52.545	23	24.342	52.437
23	20.877	52.597	23	22.007	52.625	2	27.023	54.048	2	29.621	53.893	2	31.734	53.630
6	1 LAP	57.132	2	24.727	53.260	79	1 LAP	56.306	11	33.949	53.344	11	36.032	53.600
2	22.962	53.334	79	1 LAP	56.688	6	1 LAP	55.975	79	1 LAP	55.970	88	38.408	52.613
11	27.381	53.811	6	1 LAP	56.871	11	31.900	53.996	6	1 LAP	55.654	79	1 LAP	56.300
4	35.314	54.612	11	29.656	53.770	88	36.106	1:07.928	88	37.312	52.501	6	1 LAP	56.518
8	35.340	53.554	8	37.583	53.738	8	39.185	53.354	8	41.304	53.414	8	43.378	53.591
3	40.184	54.325	4	37.885	54.066	4	39.981	53.848	4	43.027	54.341	4	45.367	53.857
			3	42.893	54.204	3	45.586	54.445	3	48.719	54.428			

**Caterham Hankook Masters Germany**  
**RACE CLASSIFICATION - RACE 2 - LAP CHART**  
 (contd.)

Lap 21			Lap 22			Lap 23			Lap 24			Lap 25		
No	Behind	Laptime	No	Behind	Laptime	No	Behind	Laptime	No	Behind	Laptime	No	Behind	Laptime
42		51.417	42		51.255	42		51.494	1		52.462	1		51.801
3	1 LAP	54.612	1	0.744	51.375	1	0.513	51.263	79	2 LAPS	56.452	79	2 LAPS	56.048
1	0.624	51.236	3	1 LAP	53.996	3	1 LAP	54.248	6	2 LAPS	57.405	6	2 LAPS	56.402
70	2 LAPS	56.207	31	26.669	53.126	31	27.563	52.388	3	1 LAP	54.893	42	10.463	51.932
31	24.798	52.166	23	26.997	53.093	23	28.014	52.511	42	10.332	1:03.307	3	1 LAP	54.453
23	25.159	52.234	70	2 LAPS	56.881	70	2 LAPS	56.314	31	26.819	52.231	31	27.271	52.253
2	33.979	53.662	2	36.145	53.421	2	38.029	53.378	23	27.449	52.410	23	27.913	52.265
11	38.569	53.954	88	40.424	52.321	88	41.414	52.484	4	1 LAP	1:30.645P	2	39.705	53.202
88	39.358	52.367	11	40.946	53.632	11	42.454	53.002	70	2 LAPS	56.259	88	41.018	52.131
79	1 LAP	56.107	8	48.686	54.009	8	50.708	53.516	2	38.304	53.250	70	2 LAPS	56.879
6	1 LAP	55.551	79	1 LAP	56.509				88	40.688	52.249	11	44.919	54.058
8	45.932	53.971	6	1 LAP	56.384				11	42.662	53.183	4	1 LAP	1:02.641
4	47.704	53.754	4	50.120	53.671				8	51.800	54.067			

**Caterham Hankook Masters Germany**  
**RACE CLASSIFICATION - RACE 2 - LAP CHART**  
 (contd.)

Lap 26			Lap 27			Lap 28			Lap 29			Lap 30		
No	Behind	Laptime	No	Behind	Laptime	No	Behind	Laptime	No	Behind	Laptime	No	Behind	Laptime
1		52.221	1		52.287	1		52.417	1		52.836	1		52.331
8	1 LAP	54.157	8	1 LAP	53.482	4	2 LAPS	55.583	70	3 LAPS	57.194	8	1 LAP	54.295
79	2 LAPS	55.932	42	10.151	52.185	8	1 LAP	53.246	4	2 LAPS	54.916	4	2 LAPS	55.729
42	10.253	52.011	79	2 LAPS	56.419	42	9.423	51.689	8	1 LAP	53.720	70	3 LAPS	57.189
6	2 LAPS	56.400	3	1 LAP	54.276	3	1 LAP	54.578	42	8.597	52.010	42	11.776	55.510
3	1 LAP	53.817	6	2 LAPS	55.535	79	2 LAPS	56.504	3	1 LAP	54.172	3	1 LAP	54.371
31	27.358	52.308	31	27.031	51.960	6	2 LAPS	56.315	79	2 LAPS	55.911	79	2 LAPS	55.874
23	27.811	52.119	23	27.500	51.976	31	26.998	52.384	6	2 LAPS	55.656	6	2 LAPS	55.819
88	40.850	52.053	88	41.112	52.549	23	27.469	52.386	23	29.081	54.448	23	29.047	52.297
2	41.036	53.552	2	42.093	53.344	88	41.349	52.654	31	34.489	1:00.327	31	34.166	52.008
11	46.464	53.766	11	47.587	53.410	2	42.817	53.141	88	41.088	52.575	88	41.393	52.636
70	2 LAPS	56.699	70	2 LAPS	55.899	11	48.896	53.726	2	43.382	53.401	2	44.671	53.620
4	1 LAP	55.618							11	49.684	53.624	11	50.993	53.640

**Caterham Hankook Masters Germany**  
**RACE CLASSIFICATION - RACE 2 - LAP CHART**  
 (contd.)

Lap 31			Lap 32			Lap 33			Lap 34			Lap 35		
No	Behind	Laptime	No	Behind	Laptime	No	Behind	Laptime	No	Behind	Laptime	No	Behind	Laptime
1		52.513	1		52.211									
8	1 LAP	54.225	11	1 LAP	53.803									
4	2 LAPS	56.963	8	1 LAP	55.132									
70	3 LAPS	56.970	4	2 LAPS	55.599									
3	1 LAP	54.600	70	3 LAPS	55.434									
79	2 LAPS	55.934	3	1 LAP	54.609									
23	27.972	51.438	23	27.644	51.883									
6	2 LAPS	55.733	79	2 LAPS	56.090									
31	33.437	51.784	6	2 LAPS	56.423									
88	41.479	52.599	31	33.329	52.103									
2	45.625	53.467	88	41.716	52.448									
			2	47.552	54.138									

## evo Caterham Academy Group 1 QUALIFYING - RACE 3

POS	NO	CL	NAME	NAT	CAR	TIME	LAPS	GAP	MPH
1	8		Patrick GORMLEY		Caterham 7	56.724	15		77.82
2	28		Luke DIMSDALE		Caterham 7	57.333	14	0.609	76.99
3	55		Chris SEDGWICK		Caterham 7	57.371	15	0.647	76.94
4	76		Jonathan ALPINE		Caterham 7	57.590	15	0.866	76.65
5	2		Adrian ARGYROS		Caterham	57.617	15	0.893	76.61
6	27		Henry FLETCHER		Caterham	57.791	15	1.067	76.38
7	6		Paul JEPSON		Caterham 7	57.859	15	1.135	76.29
8	99		Patrick SCHARFEGGER		Caterham Roadsport	58.215	15	1.491	75.82
9	9		Adrian WAGSTAFF		Caterham 7	58.247	15	1.523	75.78
10	88		Chris ROME		Caterham 7	58.334	15	1.610	75.67
11	7		Jamie BASHALL		Caterham 7	58.467	14	1.743	75.50
12	4		Simon FIELDING		Caterham 7	58.527	15	1.803	75.42
13	1		Charles ELLIOTT		Caterham	58.590	15	1.866	75.34
14	11		Martin WOODHAM		Caterham 7	58.612	15	1.888	75.31
15	42		F SOMERVILLE-COTTON		Caterham 7	58.651	14	1.927	75.26
16	3		John BICKNELL		Caterham 7	58.889	15	2.165	74.96
17	37		Darren FARAWAY		Caterham Roadsport	58.999	15	2.275	74.82
18	18		Greg WATTS		Caterham 7	59.047	14	2.323	74.75
19	24		Chris ROSS		Caterham 7	59.074	15	2.350	74.72
20	22		Steve MARSHALL		Caterham 7	59.274	14	2.550	74.47
21	5		James SYKES		Caterham 7	59.311	14	2.587	74.42
22	12		Andrew BLIGHT		Caterham	59.565	14	2.841	74.10
23	20		Brent MARSHALL		Caterham 7	1:03.406	13	6.682	69.62
24	69		Richard GRANELLI		Caterham 7	1:04.285	13	7.561	68.66
25	10		Claudia BAINES		Caterham Roadsport	1:05.872	13	9.148	67.01

Transponder on Car No 7 stopped working.

Weather / Track : Cloudy / Dry

These results are provisional until the conclusion of any judicial and technical matters.

Brands Hatch

Circuit Length = 1.2262 miles.

Start: 09:00 End: 09:15

Clerk Of Course:	Stewards:	Timekeeper:
------------------	-----------	-------------

## evo Caterham Academy Group 1 QUALIFYING - LAP ANALYSIS

<b>1</b>	<b>Charles ELLIOTT</b>				Caterham
1 -	1:33.757	6 -	1:00.262	11 -	59.902
2 -	1:08.026	7 -	59.200	12 -	58.821
3 -	1:05.512	8 -	1:00.205	13 -	1:00.403
4 -	1:03.089	9 -	59.574	14 -	<b>58.590</b>
5 -	1:01.564	10 -	58.813	15 -	59.047
<b>2</b>	<b>Adrian ARGYROS</b>				Caterham
1 -	1:24.852	6 -	59.030	11 -	58.575
2 -	1:05.493	7 -	1:00.738	12 -	58.197
3 -	1:03.322	8 -	58.968	13 -	57.914
4 -	1:02.383	9 -	58.501	14 -	57.799
5 -	1:00.797	10 -	57.710	15 -	<b>57.617</b>
<b>3</b>	<b>John BICKNELL</b>				Caterham 7
1 -	1:17.615	6 -	1:01.460	11 -	58.916
2 -	1:05.913	7 -	1:00.625	12 -	59.228
3 -	1:07.832	8 -	1:00.345	13 -	<b>58.889</b>
4 -	1:05.497	9 -	1:01.046	14 -	59.213
5 -	1:03.935	10 -	59.780	15 -	59.710
<b>4</b>	<b>Simon FIELDING</b>				Caterham 7
1 -	1:23.843	6 -	1:00.897	11 -	59.627
2 -	1:07.522	7 -	1:00.321	12 -	59.630
3 -	1:06.304	8 -	1:02.639	13 -	<b>58.527</b>
4 -	1:03.220	9 -	59.782	14 -	59.045
5 -	1:01.559	10 -	59.395	15 -	59.229
<b>5</b>	<b>James SYKES</b>				Caterham 7
1 -	1:37.664	6 -	1:01.089	11 -	1:01.847
2 -	1:13.441	7 -	1:00.938	12 -	59.661
3 -	1:08.720	8 -	1:00.440	13 -	<b>59.311</b>
4 -	1:04.947	9 -	59.703	14 -	1:02.020
5 -	1:01.055	10 -	59.532		
<b>6</b>	<b>Paul JEPSON</b>				Caterham 7
1 -	1:40.763	6 -	58.653	11 -	<b>57.859</b>
2 -	1:03.832	7 -	1:00.136	12 -	58.034
3 -	1:02.630	8 -	1:05.066	13 -	58.445
4 -	1:00.746	9 -	58.766	14 -	58.292
5 -	59.323	10 -	58.138	15 -	58.612

Transponder on Car No 7 stopped working.  
Weather / Track : Cloudy / Dry

Brands Hatch  
Circuit Length = 1.2262 miles.  
Start: 09:00 End: 09:15

## evo Caterham Academy Group 1 QUALIFYING - LAP ANALYSIS

(contd.)

<b>7</b>	<b>Jamie BASHALL</b>	Caterham 7
1 - 1:54.466	6 - 1:05.346	11 - 59.919
2 - 1:12.836	7 - 1:01.219	12 - 59.161
3 - 1:07.754	8 - 1:01.615	13 - 59.225
4 - 1:09.527	9 - 59.533	14 - <b>58.467</b>
5 - 1:03.172	10 - 59.372	
<b>8</b>	<b>Patrick GORMLEY</b>	Caterham 7
1 - 1:11.873	6 - 59.885	11 - <b>56.724</b>
2 - 1:02.553	7 - 57.697	12 - 57.804
3 - 1:02.451	8 - 57.349	13 - 57.450
4 - 1:01.721	9 - 57.919	14 - 57.426
5 - 1:02.600	10 - 57.715	15 - 57.152
<b>9</b>	<b>Adrian WAGSTAFF</b>	Caterham 7
1 - 1:18.529	6 - 59.571	11 - 59.206
2 - 1:05.118	7 - 1:01.947	12 - 58.584
3 - 1:02.146	8 - 58.829	13 - <b>58.247</b>
4 - 1:02.026	9 - 58.490	14 - 58.512
5 - 1:00.239	10 - 58.762	15 - 58.380
<b>10</b>	<b>Claudia BAINES</b>	Caterham Roadsport
1 - 1:50.898	6 - 1:11.299	11 - 1:06.930
2 - 1:09.149	7 - 1:08.613	12 - 1:06.867
3 - 1:10.797	8 - 1:08.286	13 - <b>1:05.872</b>
4 - 1:08.056	9 - 1:06.632	
5 - 1:07.523	10 - 1:08.642	
<b>11</b>	<b>Martin WOODHAM</b>	Caterham 7
1 - 1:25.897	6 - 1:01.099	11 - 59.787
2 - 1:07.119	7 - 1:00.802	12 - <b>58.612</b>
3 - 1:07.798	8 - 1:00.517	13 - 59.425
4 - 1:02.809	9 - 1:00.178	14 - 59.270
5 - 1:01.278	10 - 59.858	15 - 59.270
<b>12</b>	<b>Andrew BLIGHT</b>	Caterham
1 - 1:42.209	6 - 1:01.886	11 - <b>59.565</b>
2 - 1:06.416	7 - 1:00.070	12 - 59.975
3 - 1:15.302	8 - 1:00.880	13 - 59.703
4 - 1:05.054	9 - 1:00.097	14 - 1:00.859
5 - 1:02.991	10 - 1:00.101	

Transponder on Car No 7 stopped working.  
Weather / Track : Cloudy / Dry

Brands Hatch  
Circuit Length = 1.2262 miles.  
Start: 09:00 End: 09:15

## evo Caterham Academy Group 1 QUALIFYING - LAP ANALYSIS

(contd.)

<b>18</b>	<b>Greg WATTS</b>	Caterham 7		
1 -	2:00.485	6 -	1:00.630	11 - <b>59.047</b>
2 -	1:03.780	7 -	59.938	12 - 1:00.987
3 -	1:03.699	8 -	59.840	13 - 59.364
4 -	1:01.996	9 -	59.292	14 - 59.823
5 -	1:02.074	10 -	59.609	
<b>20</b>	<b>Brent MARSHALL</b>	Caterham 7		
1 -	1:49.214	6 -	1:09.503	11 - <b>1:03.406</b>
2 -	1:13.011	7 -	1:04.333	12 - 1:05.300
3 -	1:09.271	8 -	1:04.440	13 - 1:14.592
4 -	1:08.324	9 -	1:05.300	
5 -	1:06.516	10 -	1:04.085	
<b>22</b>	<b>Steve MARSHALL</b>	Caterham 7		
1 -	1:29.544	6 -	1:02.014	11 - 1:01.356
2 -	1:07.093	7 -	1:00.935	12 - 1:00.039
3 -	1:06.216	8 -	1:00.353	13 - <b>59.274</b>
4 -	1:03.331	9 -	59.863	14 - 1:06.270
5 -	1:17.020	10 -	59.411	
<b>24</b>	<b>Chris ROSS</b>	Caterham 7		
1 -	1:20.366	6 -	1:01.330	11 - 1:00.357
2 -	1:06.018	7 -	59.492	12 - 1:00.450
3 -	1:05.365	8 -	1:01.606	13 - 59.988
4 -	1:04.256	9 -	1:00.348	14 - 59.551
5 -	1:02.489	10 -	1:00.414	15 - <b>59.074</b>
<b>27</b>	<b>Henry FLETCHER</b>	Caterham		
1 -	1:47.039	6 -	58.822	11 - 59.529
2 -	1:02.619	7 -	58.694	12 - 58.186
3 -	1:05.563	8 -	59.197	13 - 58.018
4 -	1:01.416	9 -	59.262	14 - <b>57.791</b>
5 -	59.896	10 -	58.618	15 - 58.088
<b>28</b>	<b>Luke DIMSDALE</b>	Caterham 7		
1 -	1:59.019	6 -	58.654	11 - 58.541
2 -	1:04.024	7 -	58.233	12 - 57.875
3 -	1:13.324	8 -	57.901	13 - 57.449
4 -	1:01.216	9 -	57.803	14 - 57.430
5 -	1:00.175	10 -	<b>57.333</b>	

Transponder on Car No 7 stopped working.  
Weather / Track : Cloudy / Dry

Brands Hatch  
Circuit Length = 1.2262 miles.  
Start: 09:00 End: 09:15

## evo Caterham Academy Group 1 QUALIFYING - LAP ANALYSIS

(contd.)

<b>37</b>	<b>Darren FARAWAY</b>	Caterham Roadsport			
1 -	1:18.358	6 -	59.749	11 -	59.161
2 -	1:05.513	7 -	1:00.859	12 -	1:10.666
3 -	1:05.109	8 -	59.639	13 -	<b>58.999</b>
4 -	1:02.779	9 -	59.320	14 -	59.516
5 -	1:01.207	10 -	59.174	15 -	1:06.013
<b>42</b>	<b>F SOMERVILLE-COTTON</b>	Caterham 7			
1 -	1:51.657	6 -	1:01.877	11 -	58.697
2 -	1:05.487	7 -	1:04.918	12 -	1:01.853
3 -	1:05.070	8 -	59.101	13 -	<b>58.651</b>
4 -	1:01.684	9 -	1:07.490	14 -	1:03.413
5 -	1:00.066	10 -	59.145		
<b>55</b>	<b>Chris SEDGWICK</b>	Caterham 7			
1 -	1:24.395	6 -	58.417	11 -	58.488
2 -	1:04.303	7 -	59.924	12 -	58.853
3 -	1:03.065	8 -	59.540	13 -	57.417
4 -	1:01.305	9 -	58.157	14 -	58.895
5 -	59.773	10 -	<b>57.371</b>	15 -	58.289
<b>69</b>	<b>Richard GRANELLI</b>	Caterham 7			
1 -	1:35.578	6 -	1:06.396	11 -	1:05.324
2 -	1:13.686	7 -	1:06.686	12 -	1:04.779
3 -	1:10.510	8 -	1:06.708	13 -	<b>1:04.285</b>
4 -	1:10.038	9 -	1:05.506		
5 -	1:09.075	10 -	1:07.271		
<b>76</b>	<b>Jonathan ALPINE</b>	Caterham 7			
1 -	1:43.098	6 -	59.054	11 -	1:00.288
2 -	1:05.894	7 -	58.043	12 -	58.802
3 -	1:07.011	8 -	58.430	13 -	59.511
4 -	1:01.681	9 -	58.981	14 -	<b>57.590</b>
5 -	59.409	10 -	58.615	15 -	59.050
<b>88</b>	<b>Chris ROME</b>	Caterham 7			
1 -	1:27.244	6 -	1:00.796	11 -	58.375
2 -	1:05.369	7 -	59.023	12 -	58.635
3 -	1:02.274	8 -	1:00.375	13 -	59.061
4 -	1:02.450	9 -	1:00.115	14 -	58.654
5 -	1:01.275	10 -	58.549	15 -	<b>58.334</b>

Transponder on Car No 7 stopped working.  
Weather / Track : Cloudy / Dry

Brands Hatch  
Circuit Length = 1.2262 miles.  
Start: 09:00 End: 09:15

**evo Caterham Academy Group 1  
QUALIFYING - LAP ANALYSIS**


(contd.)

<b>99</b>	<b>Patrick SCHARFEGGER</b>	<b>Caterham Roadsport</b>			
1 - 1:41.440	6 - 59.676	11 - 59.004			
2 - 1:06.328	7 - 58.935	12 - 59.350			
3 - 1:03.004	8 - 1:01.448	13 - 58.386			
4 - 1:01.314	9 - 1:06.243	14 - <b>58.215</b>			
5 - 1:00.240	10 - 59.033	15 - 58.943			

Transponder on Car No 7 stopped working.  
Weather / Track : Cloudy / Dry

# evo Caterham Academy Group 1

## GRID - RACE 3

ROW 13	10	BAINES	
ROW 12	20	MARSHALL	69 GRANELLI
ROW 11	5	SYKES	12 BLIGHT
ROW 10	24	ROSS	22 MARSHALL
ROW 9	37	FARAWAY	18 WATTS
ROW 8	42	SOMERVILLE-COTTON	3 BICKNELL
ROW 7	1	ELLIOTT	11 WOODHAM
ROW 6	7	BASHALL	4 FIELDING
ROW 5	9	WAGSTAFF	88 ROME
ROW 4	6	JEPSON	99 SCHARFEGGER
ROW 3	2	ARGYROS	27 FLETCHER
ROW 2	55	SEDGWICK	76 ALPINE
ROW 1	8	GORMLEY	28 DIMSDALE
<b>POLE</b>			
			

Transponder on Car No 7 stopped working.

Weather / Track : Cloudy / Dry

These results are provisional until the conclusion of any judicial and technical matters.

Brands Hatch

Circuit Length = 1.2262 miles.

Start: 09:00 End: 09:15

Clerk Of Course:	Stewards:	Timekeeper:
------------------	-----------	-------------

# evo Caterham Academy Group 1

## RACE CLASSIFICATION - RACE 3 - AMENDED

POS	NO	CL	NAME	NAT	CAR	TIME	LAPS	GAP	MPH	BEST
1	28		Luke DIMSDALE		Caterham 7	11:41.857	12		75.57	57.619
2	8		Patrick GORMLEY		Caterham 7	11:41.958	12	0.101	75.55	57.355
3	9		Adrian WAGSTAFF		Caterham 7	11:47.586	12	5.729	74.95	57.147
4	55		Chris SEDGWICK		Caterham 7	11:47.624	12	5.767	74.95	57.395
5	99		Patrick SCHARFEGGER		Caterham Roadsport	11:48.167	12	6.310	74.89	57.497
6	76		Jonathan ALPINE		Caterham 7	11:50.581	12	8.724	74.64	57.786
7	88		Chris ROME		Caterham 7	11:51.160	12	9.303	74.58	57.816
8	37		Darren FARAWAY		Caterham Roadsport	11:58.093	12	16.236	73.86	58.183
9	1		Charles ELLIOTT		Caterham	11:59.562	12	17.705	73.71	58.213
10	6		Paul JEPSON		Caterham 7	11:59.942	12	18.085	73.67	57.318
11	27		Henry FLETCHER		Caterham	12:00.563	12	18.706	73.60	58.264
12	2		Adrian ARGYROS		Caterham	12:00.896	12	19.039	73.57	57.952
13	11		Martin WOODHAM		Caterham 7	12:04.648	12	22.791	73.19	58.174
14	4		Simon FIELDING		Caterham 7	12:07.760	12	25.903	72.88	59.189
15	18		Greg WATTS		Caterham 7	12:08.234	12	26.377	72.83	58.826
16	22		Steve MARSHALL		Caterham 7	12:08.358	12	26.501	72.82	58.059
17	12		Andrew BLIGHT		Caterham	12:08.561	12	26.704	72.80	58.369
18	24		Chris ROSS		Caterham 7	12:08.911	12	27.054	72.76	58.550
19	42		F SOMERVILLE-COTTON		Caterham 7	12:09.846	12	27.989	72.67	58.353
20	3		John BICKNELL		Caterham 7	12:11.561	12	29.704	72.50	58.876
21	20		Brent MARSHALL		Caterham 7	11:41.980	11		69.26	1:01.944
22	10		Claudia BAINES		Caterham Roadsport	12:06.094	11	24.114	66.96	1:03.414

### NOT CLASSIFIED

69			Richard GRANELLI		Caterham 7	11:41.609	11	D.N.F.	69.30	1:01.987
5			James SYKES		Caterham 7	4:10.948	4	D.N.F.	70.63	58.847

### FASTEST LAP

9			Adrian WAGSTAFF		Caterham 7	57.147	8	77.24mph		124.31kph
---	--	--	-----------------	--	------------	--------	---	----------	--	-----------

Car No 7 - Excluded from result - J.16.1.k&m.

Weather / Track : Cloudy / Dry

These times are provisional until the conclusion of any judicial and technical matters.

Brands Hatch

Circuit Length = 1.2262 miles.

Start: 14:39 End: 14:51

Clerk Of Course:	Stewards:	Timekeeper:

**evo Caterham Academy Group 1**  
**RACE CLASSIFICATION - RACE 3 - LAP CHART**

Lap 1			Lap 2			Lap 3			Lap 4			Lap 5		
No	Behind	Laptime	No	Behind	Laptime	No	Behind	Laptime	No	Behind	Laptime	No	Behind	Laptime
8		1:04.642	8		57.951	8		58.079	28		58.003	28		57.695
28	0.485	1:05.127	28	0.153	57.619	28	0.184	58.110	8	0.040	58.227	8	0.569	58.224
55	0.785	1:05.427	55	0.425	57.591	55	0.481	58.135	55	0.253	57.959	55	0.571	58.013
76	1.535	1:06.177	76	1.557	57.973	76	2.118	58.640	76	3.498	59.567	76	4.135	58.332
2	2.160	1:06.802	99	4.362	59.327	99	4.623	58.340	99	4.404	57.968	99	4.206	57.497
9	2.363	1:07.005	9	5.123	1:00.711	88	5.401	58.091	88	5.030	57.816	88	5.230	57.895
99	2.986	1:07.628	88	5.389	59.040	9	5.711	58.667	9	5.262	57.738	9	5.441	57.874
6	3.003	1:07.645	37	6.113	59.392	37	6.217	58.183	37	6.457	58.427	1	8.441	59.313
27	4.025	1:08.667	1	6.244	1:00.167	1	6.797	58.632	1	6.823	58.213	27	9.058	59.604
1	4.028	1:08.670	27	6.333	1:00.259	27	7.072	58.818	27	7.149	58.264	37	9.078	1:00.316
88	4.300	1:08.942	7	6.910	59.697	7	7.718	58.887	7	8.823	59.292	7	10.375	59.247
37	4.672	1:09.314	4	8.370	1:00.370	4	9.966	59.675	4	11.696	59.917	4	13.190	59.189
7	5.164	1:09.806	3	8.967	1:00.529	11	10.349	59.431	11	11.908	59.746	2	13.927	58.766
4	5.951	1:10.593	11	8.997	1:00.268	5	10.819	58.847	5	12.089	59.457	11	14.059	59.846
3	6.389	1:11.031	18	9.492	1:00.261	3	11.608	1:00.720	2	12.856	58.707	6	15.940	59.031
11	6.680	1:11.322	5	10.051	1:00.421	18	12.032	1:00.619	3	14.371	1:00.950	18	17.004	1:00.326
42	7.176	1:11.818	2	12.129	1:07.920	2	12.336	58.286	18	14.373	1:00.528	12	17.586	59.567
18	7.182	1:11.824	22	12.186	1:00.304	24	14.875	1:00.556	6	14.604	57.775	24	17.989	59.504
5	7.581	1:12.223	42	12.312	1:03.087	6	15.016	58.487	12	15.714	58.620	22	18.758	59.798
24	7.767	1:12.409	24	12.398	1:02.582	12	15.281	1:00.846	24	16.180	59.492	3	19.130	1:02.454
12	8.000	1:12.642	12	12.514	1:02.465	22	15.846	1:01.739	22	16.655	58.996	42	20.143	1:00.096
22	9.833	1:14.475	6	14.608	1:09.556	42	16.311	1:02.078	42	17.742	59.618	69	30.800	1:04.016
69	9.921	1:14.563	69	16.203	1:04.233	69	20.395	1:02.271	69	24.479	1:02.271	20	31.065	1:04.076
20	10.653	1:15.295	20	16.564	1:03.862	20	20.814	1:02.329	20	24.684	1:02.057	10	35.697	1:04.673
10	11.310	1:15.952	10	17.541	1:04.182	10	22.876	1:03.414	10	28.719	1:04.030			

**evo Caterham Academy Group 1**  
**RACE CLASSIFICATION - RACE 3 - LAP CHART**  
 (contd.)

Lap 6			Lap 7			Lap 8			Lap 9			Lap 10		
No	Behind	Laptime	No	Behind	Laptime	No	Behind	Laptime	No	Behind	Laptime	No	Behind	Laptime
28		58.249	28		58.124	28		57.919	28		57.814	28		57.662
8	1.507	59.187	8	0.947	57.564	8	0.383	57.355	8	0.216	57.647	8	0.174	57.620
55	1.717	59.395	55	0.988	57.395	55	1.309	58.240	55	1.099	57.604	55	2.551	59.114
99	4.359	58.402	99	4.313	58.078	99	4.178	57.784	9	4.179	57.793	9	4.588	58.071
76	4.702	58.816	9	4.972	58.078	9	4.200	57.147	99	4.678	58.314	99	5.090	58.074
9	5.018	57.826	76	5.267	58.689	76	5.417	58.069	76	5.523	57.920	76	7.218	59.357
88	5.785	58.804	88	6.029	58.368	88	6.042	57.932	88	6.322	58.094	88	7.406	58.746
1	9.659	59.467	37	10.853	59.184	37	11.782	58.848	37	13.136	59.168	10	1 LAP	1:06.401
37	9.793	58.964	1	11.616	1:00.081	1	12.672	58.975	1	14.350	59.492	37	14.677	59.203
27	9.845	59.036	27	11.639	59.918	27	13.168	59.448	27	14.390	59.036	1	15.493	58.805
7	11.067	58.941	7	12.215	59.272	7	13.554	59.258	7	14.534	58.794	7	16.058	59.186
2	14.795	59.117	2	14.760	58.089	2	14.793	57.952	2	14.995	58.016	27	16.529	59.801
4	14.981	1:00.040	6	17.118	59.597	6	17.122	57.923	6	17.644	58.336	2	16.623	59.290
11	15.284	59.474	11	17.385	1:00.225	11	18.221	58.755	11	18.581	58.174	6	17.300	57.318
6	15.645	57.954	4	17.884	1:01.027	4	19.744	59.779	4	21.266	59.336	11	19.922	59.003
18	17.581	58.826	12	18.234	58.369	12	19.977	59.662	12	21.701	59.538	4	22.985	59.381
12	17.989	58.652	18	18.658	59.201	18	20.157	59.418	18	21.898	59.555	12	23.195	59.156
22	19.310	58.801	22	19.245	58.059	22	20.969	59.643	24	22.820	59.440	18	23.885	59.649
24	19.783	1:00.043	24	20.209	58.550	24	21.194	58.904	22	22.984	59.829	24	23.998	58.840
3	20.679	59.798	3	22.005	59.450	3	23.342	59.256	42	24.884	58.932	22	24.442	59.120
42	21.147	59.253	42	22.607	59.584	42	23.766	59.078	3	25.966	1:00.438	42	25.575	58.353
69	35.239	1:02.688	69	39.798	1:02.683	69	44.156	1:02.277	69	48.329	1:01.987	3	27.212	58.908
20	35.516	1:02.700	20	40.268	1:02.876	20	44.419	1:02.070	20	48.549	1:01.944	69	52.687	1:02.020
10	42.416	1:04.968	10	49.913	1:05.621	10	57.403	1:05.409				20	53.078	1:02.191

**evo Caterham Academy Group 1**  
**RACE CLASSIFICATION - RACE 3 - LAP CHART**  
 (contd.)

Lap 11			Lap 12			Lap 13			Lap 14			Lap 15		
No	Behind	Laptime	No	Behind	Laptime	No	Behind	Laptime	No	Behind	Laptime	No	Behind	Laptime
28		57.881	28		57.654									
8	0.344	58.051	8	0.101	57.411									
9	4.423	57.716	20	1 LAP	1:02.580									
55	4.444	59.774	9	5.729	58.960									
99	4.859	57.650	55	5.767	58.977									
76	8.592	59.255	99	6.310	59.105									
88	8.865	59.340	76	8.724	57.786									
10	1 LAP	1:04.478	88	9.303	58.092									
37	15.159	58.363	37	16.236	58.731									
1	15.906	58.294	1	17.705	59.453									
7	16.310	58.133	7	18.025	59.369									
27	17.975	59.327	6	18.085	57.611									
6	18.128	58.709	27	18.706	58.385									
2	18.681	59.939	2	19.039	58.012									
11	21.467	59.426	11	22.791	58.978									
4	24.368	59.264	10	1 LAP	1:06.966									
18	25.116	59.112	4	25.903	59.189									
12	25.225	59.911	18	26.377	58.915									
22	25.418	58.857	22	26.501	58.737									
24	25.549	59.432	12	26.704	59.133									
42	26.506	58.812	24	27.054	59.159									
3	28.482	59.151	42	27.989	59.137									
69	57.406	1:02.600	3	29.704	58.876									

## BookATrack.com Caterham Mega-Graduates QUALIFYING - RACE 4

POS	NO	CL	NAME	NAT	CAR	TIME	LAPS	GAP	MPH
1	2		Guy HALLEY		Caterham	54.724	16		80.66
2	1		Jamie ELLWOOD		Caterham	54.845	16	0.121	80.48
3	12		Paul HUDSON		Caterham	54.972	16	0.248	80.30
4	20		Geoff DIXON		Caterham	55.115	16	0.391	80.09
5	8		Nick FROST		Caterham 7	55.142	16	0.418	80.05
6	37		Mike WELLBURN		Caterham	55.203	16	0.479	79.96
7	21		Martin AMISON		Caterham	55.205	16	0.481	79.96
8	18		Christian MARRYAT		Caterham	55.220	16	0.496	79.94
9	9		Valerie DIEDERICHS		Caterham	55.297	16	0.573	79.82
10	11		Chris BATTEN		Caterham 7	55.335	16	0.611	79.77
11	16		Ian NOBLE		Caterham	55.532	16	0.808	79.49
12	7		Bob WILSON		Caterham	55.543	16	0.819	79.47
13	31		Matthew BURROWS		Caterham	55.585	16	0.861	79.41
14	15		Chris SKELTON		Caterham	55.692	16	0.968	79.26
15	30		Chris FOX		Caterham	55.811	16	1.087	79.09
16	5		Tim JUMP		Caterham	55.839	16	1.115	79.05
17	6		Michaele APOSTOLIDES		Caterham	55.954	16	1.230	78.89
18	22		Keith PENNINGTON		Caterham 7	55.956	16	1.232	78.88
19	10		Michael FESEMEYER		Caterham	55.981	11	1.257	78.85
20	26		John PARKER		Caterham 7	56.057	15	1.333	78.74
21	35		Stuart SIMPSON		Caterham 7	56.144	16	1.420	78.62
22	38		Chris AWCOCK		Caterham 7	56.698	16	1.974	77.85
23	19		Mark HARRISON		Caterham 7	56.854	16	2.130	77.64

Car No 31 needs a working transponder please.

Weather / Track : Cloudy / Dry

These results are provisional until the conclusion of any judicial and technical matters.

Brands Hatch

Circuit Length = 1.2262 miles.

Start: 09:17 End: 09:32

Clerk Of Course:	Stewards:	Timekeeper:
------------------	-----------	-------------

## BookATrack.com Caterham Mega-Graduates QUALIFYING - LAP ANALYSIS

<b>1</b>	<b>Jamie ELLWOOD</b>						Caterham
1 -	1:03.751	6 -	55.019	11 -	57.045	16 -	54.888
2 -	56.823	7 -	55.386	12 -	55.258		
3 -	55.858	8 -	56.729	13 -	57.273		
4 -	55.296	9 -	55.056	14 -	<b>54.845</b>		
5 -	56.133	10 -	55.201	15 -	57.228		
<b>2</b>	<b>Guy HALLEY</b>						Caterham
1 -	1:21.616	6 -	55.833	11 -	55.568	16 -	58.722
2 -	55.963	7 -	55.090	12 -	54.788		
3 -	55.780	8 -	55.478	13 -	55.077		
4 -	55.205	9 -	55.330	14 -	55.218		
5 -	<b>54.724</b>	10 -	55.038	15 -	56.101		
<b>5</b>	<b>Tim JUMP</b>						Caterham
1 -	1:09.242	6 -	56.397	11 -	55.900	16 -	<b>55.839</b>
2 -	56.960	7 -	56.343	12 -	56.120		
3 -	56.046	8 -	56.467	13 -	57.177		
4 -	56.177	9 -	56.711	14 -	57.353		
5 -	56.233	10 -	56.036	15 -	56.151		
<b>6</b>	<b>Michaele APOSTOLIDES</b>						Caterham
1 -	1:28.368	6 -	56.753	11 -	<b>55.954</b>	16 -	56.767
2 -	57.576	7 -	56.484	12 -	56.540		
3 -	57.121	8 -	57.200	13 -	56.903		
4 -	56.021	9 -	57.961	14 -	56.060		
5 -	56.101	10 -	55.977	15 -	56.715		
<b>7</b>	<b>Bob WILSON</b>						Caterham
1 -	1:17.971	6 -	57.239	11 -	1:13.016	16 -	56.786
2 -	58.904	7 -	55.928	12 -	57.097		
3 -	58.187	8 -	55.750	13 -	57.560		
4 -	56.863	9 -	<b>55.543</b>	14 -	56.626		
5 -	56.550	10 -	55.733	15 -	56.254		
<b>8</b>	<b>Nick FROST</b>						Caterham 7
1 -	1:19.732	6 -	55.241	11 -	55.822	16 -	59.164
2 -	57.273	7 -	59.414	12 -	56.553		
3 -	56.289	8 -	55.933	13 -	59.839		
4 -	56.182	9 -	55.501	14 -	56.030		
5 -	<b>55.142</b>	10 -	55.588	15 -	55.934		

Car No 31 needs a working transponder please.  
Weather / Track : Cloudy / Dry

Brands Hatch  
Circuit Length = 1.2262 miles.  
Start: 09:17 End: 09:32

## BookATrack.com Caterham Mega-Graduates QUALIFYING - LAP ANALYSIS

(contd.)

<b>9</b>	<b>Valerie DIEDERICH</b>					Caterham	
1 -	1:18.569	6 -	55.784	11 -	55.627	16 -	<b>55.297</b>
2 -	58.557	7 -	56.313	12 -	56.980		
3 -	59.776	8 -	55.601	13 -	55.663		
4 -	55.903	9 -	55.615	14 -	55.765		
5 -	55.723	10 -	55.311	15 -	55.335		
<b>10</b>	<b>Michael FESEMEYER</b>					Caterham	
1 -	1:13.230	6 -	56.274	11 -	1:08.303		
2 -	57.999	7 -	<b>55.981</b>				
3 -	56.422	8 -	57.041				
4 -	56.502	9 -	57.468				
5 -	56.610	10 -	56.821				
<b>11</b>	<b>Chris BATTEN</b>					Caterham 7	
1 -	1:15.550	6 -	<b>55.335</b>	11 -	55.697	16 -	55.743
2 -	57.718	7 -	55.429	12 -	55.526		
3 -	56.008	8 -	58.450	13 -	1:10.672		
4 -	55.692	9 -	56.769	14 -	55.914		
5 -	55.619	10 -	55.619	15 -	55.508		
<b>12</b>	<b>Paul HUDSON</b>					Caterham	
1 -	1:07.648	6 -	55.191	11 -	55.554	16 -	58.377
2 -	57.793	7 -	55.342	12 -	55.343		
3 -	55.849	8 -	55.276	13 -	55.195		
4 -	55.916	9 -	55.319	14 -	55.171		
5 -	55.491	10 -	55.696	15 -	<b>54.972</b>		
<b>15</b>	<b>Chris SKELTON</b>					Caterham	
1 -	1:20.590	6 -	57.559	11 -	56.802	16 -	<b>55.692</b>
2 -	56.904	7 -	57.149	12 -	56.124		
3 -	1:03.564	8 -	58.184	13 -	56.001		
4 -	56.731	9 -	56.254	14 -	56.121		
5 -	56.809	10 -	59.384	15 -	55.943		
<b>16</b>	<b>Ian NOBLE</b>					Caterham	
1 -	1:15.452	6 -	56.616	11 -	55.928	16 -	<b>55.532</b>
2 -	58.181	7 -	55.791	12 -	56.270		
3 -	56.930	8 -	56.194	13 -	56.707		
4 -	56.600	9 -	55.878	14 -	55.797		
5 -	56.029	10 -	56.319	15 -	55.811		

Car No 31 needs a working transponder please.  
Weather / Track : Cloudy / Dry

Brands Hatch  
Circuit Length = 1.2262 miles.  
Start: 09:17 End: 09:32

## BookATrack.com Caterham Mega-Graduates QUALIFYING - LAP ANALYSIS

(contd.)

<b>18</b>	<b>Christian MARRYAT</b>					Caterham	
1 -	1:24.799	6 -	55.542	11 -	55.617	16 -	55.223
2 -	56.803	7 -	55.372	12 -	55.881		
3 -	56.460	8 -	55.630	13 -	55.892		
4 -	55.555	9 -	<b>55.220</b>	14 -	55.290		
5 -	55.597	10 -	55.934	15 -	55.265		
<b>19</b>	<b>Mark HARRISON</b>					Caterham 7	
1 -	1:26.695	6 -	57.431	11 -	57.446	16 -	56.967
2 -	59.059	7 -	57.413	12 -	57.035		
3 -	59.963	8 -	57.556	13 -	56.985		
4 -	57.406	9 -	57.454	14 -	<b>56.854</b>		
5 -	57.518	10 -	56.952	15 -	57.191		
<b>20</b>	<b>Geoff DIXON</b>					Caterham	
1 -	1:10.806	6 -	55.743	11 -	55.435	16 -	56.142
2 -	59.032	7 -	56.139	12 -	56.577		
3 -	56.654	8 -	55.934	13 -	55.826		
4 -	56.193	9 -	55.626	14 -	55.772		
5 -	56.262	10 -	<b>55.115</b>	15 -	56.619		
<b>21</b>	<b>Martin AMISON</b>					Caterham	
1 -	1:03.354	6 -	55.638	11 -	55.795	16 -	56.991
2 -	56.897	7 -	55.999	12 -	56.580		
3 -	55.785	8 -	55.504	13 -	55.644		
4 -	55.391	9 -	55.776	14 -	55.884		
5 -	55.724	10 -	<b>55.205</b>	15 -	56.187		
<b>22</b>	<b>Keith PENNINGTON</b>					Caterham 7	
1 -	1:09.311	6 -	56.504	11 -	56.364	16 -	56.523
2 -	58.050	7 -	56.798	12 -	56.142		
3 -	56.977	8 -	56.809	13 -	1:09.824		
4 -	56.404	9 -	56.296	14 -	56.443		
5 -	56.387	10 -	<b>55.956</b>	15 -	56.428		
<b>26</b>	<b>John PARKER</b>					Caterham 7	
1 -	1:24.869	6 -	56.608	11 -	56.481		
2 -	59.957	7 -	58.261	12 -	58.619		
3 -	1:01.545	8 -	1:17.708P	13 -	56.704		
4 -	57.833	9 -	1:12.234	14 -	<b>56.057</b>		
5 -	58.099	10 -	57.301	15 -	56.200		

Car No 31 needs a working transponder please.  
Weather / Track : Cloudy / Dry

Brands Hatch  
Circuit Length = 1.2262 miles.  
Start: 09:17 End: 09:32

## BookATrack.com Caterham Mega-Graduates QUALIFYING - LAP ANALYSIS


(contd.)

<b>30</b>	<b>Chris FOX</b>					<b>Caterham</b>
1 -	1:11.220	6 -	56.172	11 -	56.356	16 - 57.094
2 -	56.239	7 -	56.277	12 -	55.939	
3 -	55.847	8 -	56.377	13 -	55.982	
4 -	<b>55.811</b>	9 -	56.851	14 -	55.930	
5 -	55.826	10 -	55.856	15 -	56.318	
<b>31</b>	<b>Matthew BURROWS</b>					<b>Caterham</b>
1 -	1:11.080	6 -	1:00.953	11 -	56.504	16 - 56.943
2 -	1:00.069	7 -	56.259	12 -	55.912	
3 -	58.811	8 -	56.058	13 -	58.043	
4 -	56.630	9 -	<b>55.585</b>	14 -	56.291	
5 -	56.356	10 -	56.689	15 -	55.895	
<b>35</b>	<b>Stuart SIMPSON</b>					<b>Caterham 7</b>
1 -	1:29.587	6 -	<b>56.144</b>	11 -	56.634	16 - 57.310
2 -	56.762	7 -	56.299	12 -	56.754	
3 -	57.221	8 -	56.974	13 -	56.368	
4 -	56.150	9 -	56.330	14 -	56.592	
5 -	56.526	10 -	56.695	15 -	56.339	
<b>37</b>	<b>Mike WELLBURN</b>					<b>Caterham</b>
1 -	1:04.490	6 -	55.975	11 -	55.536	16 - 55.879
2 -	56.924	7 -	56.014	12 -	<b>55.203</b>	
3 -	56.108	8 -	56.503	13 -	55.320	
4 -	56.314	9 -	55.550	14 -	55.367	
5 -	56.419	10 -	55.833	15 -	55.967	
<b>38</b>	<b>Chris AWCOCK</b>					<b>Caterham 7</b>
1 -	1:30.591	6 -	57.060	11 -	57.363	16 - 57.282
2 -	58.576	7 -	57.787	12 -	56.900	
3 -	57.889	8 -	57.717	13 -	56.792	
4 -	57.237	9 -	57.648	14 -	<b>56.698</b>	
5 -	57.124	10 -	57.343	15 -	57.063	

Car No 31 needs a working transponder please.  
Weather / Track : Cloudy / Dry

Brands Hatch  
Circuit Length = 1.2262 miles.  
Start: 09:17 End: 09:32

**BookATrack.com Caterham Mega-Graduates  
GRID - RACE 4**

ROW 12	19	HARRISON	
ROW 11	35	SIMPSON	38 AWCOCK
ROW 10	10	FESEMEYER	26 PARKER
ROW 9	6	APOSTOLIDES	22 PENNINGTON
ROW 8	30	FOX	5 JUMP
ROW 7	31	BURROWS	15 SKELTON
ROW 6	16	NOBLE	7 WILSON
ROW 5	9	DIEDERICHS	11 BATTEN
ROW 4	21	AMISON	18 MARRYAT
ROW 3	8	FROST	37 WELLBURN
ROW 2	12	HUDSON	20 DIXON
ROW 1	2	HALLEY	1 ELLWOOD
<b>POLE</b>			
			

**Car No 31 needs a working transponder please.**

**Weather / Track : Cloudy / Dry**

**These results are provisional until the conclusion of any judicial and technical matters.**

Brands Hatch

Circuit Length = 1.2262 miles.

Start: 09:17 End: 09:32

Clerk Of Course:	Stewards:	Timekeeper:

## BookATrack.com Caterham Mega-Graduates RACE CLASSIFICATION - RACE 4

POS	NO	CL	NAME	NAT	CAR	TIME	LAPS	GAP	MPH	BEST
1	21		Martin AMISON		Caterham	20:26.369	22		79.24	55.061
2	1		Jamie ELLWOOD		Caterham	20:27.968	22	1.599	79.14	55.245
3	2		Guy HALLEY		Caterham	20:33.514	22	7.145	78.78	54.930
4	18		Christian MARRYAT		Caterham	20:39.509	22	13.140	78.40	55.552
5	37		Mike WELLBURN		Caterham	20:39.639	22	13.270	78.39	55.431
6	12		Paul HUDSON		Caterham	20:39.745	22	13.376	78.38	55.443
7	20		Geoff DIXON		Caterham	20:39.745	22	13.376	78.38	55.146
8	6		Michaele APOSTOLIDES		Caterham	20:48.026	22	21.657	77.86	55.548
9	30		Chris FOX		Caterham	20:49.312	22	22.943	77.78	55.619
10	16		Ian NOBLE		Caterham	20:49.457	22	23.088	77.78	55.462
11	31		Matthew BURROWS		Caterham	20:49.464	22	23.095	77.78	55.731
12	35		Stuart SIMPSON		Caterham 7	20:51.577	22	25.208	77.64	55.326
13	15		Chris SKELTON		Caterham	20:51.831	22	25.462	77.63	55.585
14	5		Tim JUMP		Caterham	20:51.925	22	25.556	77.62	55.525
15	7		Bob WILSON		Caterham	20:52.423	22	26.054	77.59	55.717
16	26		John PARKER		Caterham 7	20:53.114	22	26.745	77.55	55.426
17	10		Michael FESEMEYER		Caterham	20:53.608	22	27.239	77.52	55.589
18	22		Keith PENNINGTON		Caterham 7	20:53.921	22	27.552	77.50	55.633
19	19		Mark HARRISON		Caterham 7	21:10.136	22	43.767	76.51	56.624
20	38		Chris AWCOCK		Caterham 7	21:17.048	22	50.679	76.10	56.715

### FASTEST LAP

2	Guy HALLEY	Caterham	54.930	6	80.36mph	129.33kph
---	------------	----------	--------	---	----------	-----------

Car No's 8, 9 & 11 took first start.

Weather / Track : Cloudy / Dry

These results are provisional until the conclusion of any judicial and technical matters.

Brands Hatch

Circuit Length = 1.2262 miles.

Start: 15:10 End: 15:31

Clerk Of Course:	Stewards:	Timekeeper:
------------------	-----------	-------------

# BookATrack.com Caterham Mega-Graduates

## RACE CLASSIFICATION - RACE 4 - LAP CHART

Lap 1			Lap 2			Lap 3			Lap 4			Lap 5		
No	Behind	Laptime	No	Behind	Laptime	No	Behind	Laptime	No	Behind	Laptime	No	Behind	Laptime
1		1:01.829	1		55.618	1		55.405	21		55.276	21		55.548
2	0.102	1:01.931	2	0.081	55.597	2	0.087	55.324	1	0.087	55.361	1	0.254	55.715
21	0.227	1:02.056	21	0.079	55.470	2	0.591	55.915	2	1.310	55.993	2	1.042	55.280
37	1.391	1:03.220	37	2.076	56.303	12	2.791	56.030	12	3.282	55.765	12	3.888	56.154
12	1.631	1:03.460	12	2.166	56.153	18	3.103	55.895	18	3.405	55.576	18	4.016	56.159
18	2.407	1:04.236	18	2.613	55.824	37	3.337	56.666	37	4.106	56.043	37	4.488	55.930
20	2.923	1:04.752	20	3.139	55.834	20	3.455	55.721	20	4.313	56.132	20	5.081	56.316
15	3.462	1:05.291	15	4.017	56.173	15	4.793	56.181	15	6.426	56.907	16	7.556	56.601
16	3.747	1:05.576	16	4.519	56.390	16	5.136	56.022	16	6.503	56.641	31	7.702	56.129
30	3.990	1:05.819	30	4.680	56.308	30	5.658	56.383	30	6.707	56.323	30	7.986	56.827
31	4.161	1:05.990	31	5.181	56.638	31	5.993	56.217	31	7.121	56.402	15	8.843	57.965
7	4.822	1:06.651	7	5.417	56.213	7	6.344	56.332	7	7.582	56.512	7	8.969	56.935
6	5.065	1:06.894	6	5.667	56.220	6	6.728	56.466	6	7.858	56.404	5	9.895	57.144
5	5.380	1:07.209	5	6.190	56.428	5	7.313	56.528	5	8.299	56.260	6	9.981	57.671
35	5.692	1:07.521	35	7.266	57.192	35	7.603	55.742	35	8.684	56.355	35	10.299	57.163
22	6.136	1:07.965	22	7.412	56.894	10	8.752	56.655	10	9.298	55.820	10	10.567	56.817
10	6.329	1:08.158	10	7.502	56.791	26	9.406	56.586	26	10.964	56.832	22	12.006	56.536
26	6.865	1:08.694	26	8.225	56.978	22	9.708	57.701	22	11.018	56.584	26	12.306	56.890
19	7.609	1:09.438	19	9.522	57.531	19	11.378	57.261	19	13.158	57.054	19	14.850	57.240
38	8.174	1:10.003	38	9.959	57.403	38	11.961	57.407	38	13.466	56.779	38	15.121	57.203

Car No's 8, 9 & 11 took first start.  
Weather / Track : Cloudy / Dry

Brands Hatch  
Circuit Length = 1.2262 miles.  
Start: 15:10 End: 15:31

# BookATrack.com Caterham Mega-Graduates

## RACE CLASSIFICATION - RACE 4 - LAP CHART

(contd.)

Lap 6			Lap 7			Lap 8			Lap 9			Lap 10		
No	Behind	Laptime	No	Behind	Laptime	No	Behind	Laptime	No	Behind	Laptime	No	Behind	Laptime
21		55.502	21		55.382	21		55.293	21		55.340	21		55.061
1	0.295	55.543	1	0.242	55.329	1	0.271	55.322	1	0.410	55.479	1	0.890	55.541
2	0.470	54.930	2	0.353	55.265	2	0.435	55.375	2	0.529	55.434	2	0.956	55.488
12	4.434	56.048	12	5.546	56.494	18	6.089	55.809	18	6.587	55.838	18	7.302	55.776
18	4.602	56.088	18	5.573	56.353	12	6.123	55.870	12	6.723	55.940	12	7.422	55.760
37	4.991	56.005	37	5.908	56.299	37	6.523	55.908	37	6.901	55.718	37	7.824	55.984
20	5.410	55.831	20	6.143	56.115	20	6.853	56.003	20	7.368	55.855	20	8.390	56.083
31	9.105	56.905	30	10.416	56.229	30	11.879	56.756	30	12.493	55.954	30	13.145	55.713
16	9.506	57.452	31	10.537	56.814	31	11.889	56.645	31	12.732	56.183	31	13.514	55.843
30	9.569	57.085	16	10.704	56.580	16	12.068	56.657	16	12.835	56.107	16	14.165	56.391
15	9.798	56.457	15	11.214	56.798	15	12.629	56.708	15	13.768	56.479	15	14.908	56.201
7	10.394	56.927	7	11.600	56.588	7	13.186	56.879	7	13.859	56.013	6	15.481	56.321
6	10.588	56.109	6	11.791	56.585	35	13.552	56.317	6	14.221	55.931	7	15.981	57.183
5	11.309	56.916	5	12.341	56.414	6	13.630	57.132	35	14.509	56.297	35	17.068	57.620
35	11.383	56.586	35	12.528	56.527	5	13.832	56.784	5	15.054	56.562	26	17.371	56.347
10	11.891	56.826	10	13.038	56.529	10	14.382	56.637	26	16.085	56.187	5	17.405	57.412
22	12.469	55.965	22	14.126	57.039	26	15.238	56.241	10	16.401	57.359	10	17.655	56.315
26	12.692	55.888	26	14.290	56.980	22	15.380	56.547	22	17.131	57.091	22	18.507	56.437
19	16.559	57.211	19	17.989	56.812	19	19.320	56.624	19	20.658	56.678	19	22.689	57.092
38	16.979	57.360	38	18.331	56.734	38	19.753	56.715	38	21.338	56.925	38	23.092	56.815

Car No's 8, 9 & 11 took first start.  
Weather / Track : Cloudy / Dry

Brands Hatch  
Circuit Length = 1.2262 miles.  
Start: 15:10 End: 15:31

# BookATrack.com Caterham Mega-Graduates

## RACE CLASSIFICATION - RACE 4 - LAP CHART

(contd.)

Lap 11			Lap 12			Lap 13			Lap 14			Lap 15		
No	Behind	Laptime	No	Behind	Laptime	No	Behind	Laptime	No	Behind	Laptime	No	Behind	Laptime
21		55.269	21		55.393	21		55.367	21		55.625	21		55.373
1	1.012	55.391	1	1.281	55.662	1	1.159	55.245	1	1.019	55.485	1	1.092	55.446
2	1.048	55.361	2	1.390	55.735	2	1.203	55.180	2	1.095	55.517	2	1.186	55.464
18	7.585	55.552	18	7.842	55.650	18	8.266	55.791	18	8.911	56.270	18	9.357	55.819
12	7.849	55.696	12	8.208	55.752	12	8.284	55.443	12	8.977	56.318	12	9.675	56.071
37	8.174	55.619	37	8.445	55.664	37	8.775	55.697	37	9.335	56.185	37	9.902	55.940
20	9.116	55.995	20	9.443	55.720	20	9.404	55.328	20	9.822	56.043	20	10.629	56.180
30	13.495	55.619	30	14.458	56.356	30	14.860	55.769	30	15.494	56.259	31	16.686	56.365
31	14.226	55.981	31	14.764	55.931	31	15.128	55.731	31	15.694	56.191	30	16.795	56.674
16	14.358	55.462	16	15.286	56.321	16	15.596	55.677	16	15.979	56.008	6	17.437	55.602
15	15.224	55.585	15	16.049	56.218	6	17.285	56.489	6	17.208	55.548	16	17.832	57.226
6	15.959	55.747	6	16.163	55.597	15	17.315	56.633	15	17.661	55.971	15	17.964	55.676
7	16.429	55.717	35	17.296	55.564	35	17.437	55.508	35	18.195	56.383	35	18.618	55.796
35	17.125	55.326	7	17.406	56.370	7	18.254	56.215	7	18.435	55.806	7	18.804	55.742
26	17.892	55.790	5	18.799	56.233	5	18.957	55.525	5	19.248	55.916	5	19.451	55.576
5	17.959	55.823	26	19.162	56.663	26	19.650	55.855	26	19.987	55.962	26	20.565	55.951
10	18.646	56.260	10	19.499	56.246	22	20.741	56.432	22	21.187	56.071	22	21.789	55.975
22	19.260	56.022	22	19.676	55.809	10	20.766	56.634	10	21.768	56.627	10	21.984	55.589
19	24.435	57.015	19	26.106	57.064	19	28.134	57.395	19	29.646	57.137	19	31.595	57.322
38	28.432	1:00.609	38	30.546	57.507	38	32.379	57.200	38	33.661	56.907	38	35.635	57.347

Car No's 8, 9 & 11 took first start.  
Weather / Track : Cloudy / Dry

Brands Hatch  
Circuit Length = 1.2262 miles.  
Start: 15:10 End: 15:31

# BookATrack.com Caterham Mega-Graduates

## RACE CLASSIFICATION - RACE 4 - LAP CHART

(contd.)

Lap 16			Lap 17			Lap 18			Lap 19			Lap 20		
No	Behind	Laptime	No	Behind	Laptime	No	Behind	Laptime	No	Behind	Laptime	No	Behind	Laptime
21		55.588	21		55.427	21		56.445	21		55.425	21		55.280
1	1.194	55.690	1	1.302	55.535	1	0.115	55.258	1	0.246	55.556	1	0.356	55.390
2	1.255	55.657	2	1.393	55.565	2	0.436	55.488	2	0.488	55.477	2	0.413	55.205
18	9.754	55.985	18	10.671	56.344	18	10.254	56.028	18	10.769	55.940	18	11.655	56.166
12	9.760	55.673	12	10.687	56.354	12	10.521	56.279	12	10.825	55.729	12	12.219	56.674
37	9.990	55.676	37	10.955	56.392	37	10.613	56.103	37	10.953	55.765	37	12.538	56.865
20	10.923	55.882	20	11.442	55.946	20	10.952	55.955	20	11.661	56.134	20	13.016	56.635
31	17.814	56.716	31	19.095	56.708	6	19.095	56.226	6	19.852	56.182	6	20.319	55.747
6	18.020	56.171	6	19.314	56.721	31	19.155	56.505	31	19.957	56.227	30	20.684	55.767
30	18.310	57.103	16	19.778	56.274	30	19.781	56.310	30	20.197	55.841	31	20.694	56.017
16	18.931	56.687	30	19.916	57.033	16	20.316	56.983	16	21.164	56.273	16	21.884	56.000
35	19.078	56.048	35	20.099	56.448	35	20.611	56.957	15	22.254	56.930	35	23.323	56.321
15	19.118	56.742	15	20.637	56.946	15	20.749	56.557	35	22.282	57.096	15	23.324	56.350
7	19.447	56.231	7	20.725	56.705	7	21.065	56.785	7	22.493	56.853	5	23.576	56.061
5	19.864	56.001	5	21.273	56.836	5	22.116	57.288	5	22.795	56.104	7	23.777	56.564
26	20.403	55.426	26	21.542	56.566	26	23.368	58.271	26	23.660	55.717	26	24.176	55.796
10	22.265	55.869	22	24.675	57.802	10	24.845	56.570	10	25.285	55.865	10	25.715	55.710
22	22.300	56.099	10	24.720	57.882	22	24.983	56.753	22	26.243	56.685	22	26.862	55.899
19	33.181	57.174	19	34.998	57.244	19	35.551	56.998	19	37.051	56.925	19	39.334	57.563
38	37.599	57.552	38	40.051	57.879	38	40.948	57.342	38	42.869	57.346	38	45.140	57.551

Car No's 8, 9 & 11 took first start.  
Weather / Track : Cloudy / Dry

Brands Hatch  
Circuit Length = 1.2262 miles.  
Start: 15:10 End: 15:31

**BookATrack.com Caterham Mega-Graduates**  
**RACE CLASSIFICATION - RACE 4 - LAP CHART**  
 (contd.)

Lap 21			Lap 22			Lap 23			Lap 24			Lap 25		
No	Behind	Laptime	No	Behind	Laptime	No	Behind	Laptime	No	Behind	Laptime	No	Behind	Laptime
21		55.355	21		55.570									
1	0.540	55.539	1	1.599	56.629									
2	0.632	55.574	2	7.145	1:02.083									
18	12.164	55.864	18	13.140	56.546									
12	12.315	55.451	37	13.270	56.226									
37	12.614	55.431	12	13.376	56.631									
20	12.807	55.146	20	13.376	56.139									
6	21.160	56.196	6	21.657	56.067									
30	21.661	56.332	30	22.943	56.852									
31	21.691	56.352	16	23.088	56.015									
16	22.643	56.114	35	25.208	56.286									
35	24.492	56.524	31	23.095	56.974									
15	24.493	56.524	15	25.462	56.539									
5	25.241	57.020	5	25.556	55.885									
7	25.343	56.921	7	26.054	56.281									
26	25.909	57.088	26	26.745	56.406									
10	26.352	55.992	10	27.239	56.457									
22	27.140	55.633	22	27.552	55.982									
19	41.032	57.053	19	43.767	58.305									
38	48.170	58.385	38	50.679	58.079									

Car No's 8, 9 & 11 took first start.  
 Weather / Track : Cloudy / Dry

Brands Hatch  
 Circuit Length = 1.2262 miles.  
 Start: 15:10 End: 15:31

## evo Caterham Academy Group 2 QUALIFYING - RACE 5

POS	NO	CL	NAME	NAT	CAR	TIME	LAPS	GAP	MPH
1	2		Jeremy ELLIS		Caterham Roadsport	56.978	15		77.47
2	99		Kevin DODD		Caterham 7	57.291	15	0.313	77.05
3	18		Guy HARRINGTON		Caterham	57.406	16	0.428	76.89
4	5		Jamie MACKRILL		Caterham 7	57.480	15	0.502	76.79
5	69		Peter EARNSHAW		Caterham Roadsport	57.519	15	0.541	76.74
6	23		Simon YOUNG		Caterham 7	57.790	15	0.812	76.38
7	27		Chris FRYAR		Caterham 7	57.941	15	0.963	76.18
8	77		Keith CHANTER		Caterham Roadsport	58.047	15	1.069	76.04
9	34		Tim SKIPPER		Caterham 7	58.353	15	1.375	75.64
10	11		Paul SWEENEY		Caterham 7	58.433	15	1.455	75.54
11	66		Steve GRANGER		Caterham 7	58.507	15	1.529	75.44
12	87		Charles BATEMAN		Caterham 7	58.822	15	1.844	75.04
13	44		Robin RUSSELL		Caterham 7	59.021	15	2.043	74.79
14	17		Dominic WALLINGTON		Caterham Roadsport	59.233	15	2.255	74.52
15	4		Steve BROWN		Caterham 7	59.467	14	2.489	74.23
16	33		Chris HEATON		Caterham 7	59.496	15	2.518	74.19
17	9		Nick BROOKS		Caterham 7	59.586	14	2.608	74.08
18	80		Chris HURST		Caterham 7	59.753	14	2.775	73.87
19	7		Roger FORD		Caterham 7	59.850	13	2.872	73.75
20	20		Kenny WEIR		Caterham 7	59.919	15	2.941	73.67
21	88		Paul RAY-JOHNSON		Caterham 7	1:00.131	14	3.153	73.41
22	30		Mark JOHNSON		Caterham	1:00.903	14	3.925	72.48

Weather / Track : Cloudy / Dry

These results are provisional until the conclusion of any judicial and technical matters.

Brands Hatch

Circuit Length = 1.2262 miles.

Start: 10:52 End: 11:07

Clerk Of Course:	Stewards:	Timekeeper:
------------------	-----------	-------------

## evo Caterham Academy Group 2 QUALIFYING - LAP ANALYSIS

<b>2</b>	<b>Jeremy ELLIS</b>	Caterham Roadsport			
1 -	1:39.473	6 -	57.864	11 -	57.208
2 -	59.387	7 -	57.303	12 -	57.578
3 -	59.941	8 -	57.025	13 -	58.376
4 -	59.847	9 -	<b>56.978</b>	14 -	59.140
5 -	58.166	10 -	57.644	15 -	58.222
<b>4</b>	<b>Steve BROWN</b>	Caterham 7			
1 -	1:30.267	6 -	1:21.155	11 -	1:00.906
2 -	1:04.538	7 -	1:01.632	12 -	1:00.712
3 -	1:03.086	8 -	1:00.070	13 -	1:01.878
4 -	1:01.045	9 -	<b>59.467</b>	14 -	1:01.669
5 -	1:00.538	10 -	59.832		
<b>5</b>	<b>Jamie MACKRILL</b>	Caterham 7			
1 -	1:38.943	6 -	1:02.673	11 -	58.087
2 -	1:00.962	7 -	1:01.127	12 -	57.926
3 -	1:01.303	8 -	57.831	13 -	58.995
4 -	1:04.067	9 -	57.640	14 -	59.321
5 -	58.233	10 -	<b>57.480</b>	15 -	58.220
<b>7</b>	<b>Roger FORD</b>	Caterham 7			
1 -	1:43.781	6 -	1:03.061	11 -	1:02.191
2 -	1:04.669	7 -	<b>59.850</b>	12 -	1:04.283
3 -	1:02.128	8 -	1:00.080	13 -	1:02.292
4 -	1:00.426	9 -	1:00.044		
5 -	1:00.090	10 -	1:01.595		
<b>9</b>	<b>Nick BROOKS</b>	Caterham 7			
1 -	1:33.131	6 -	1:13.604	11 -	1:01.674
2 -	1:02.602	7 -	<b>59.586</b>	12 -	1:04.238
3 -	1:03.293	8 -	1:00.345	13 -	1:01.458
4 -	1:02.364	9 -	59.857	14 -	1:00.979
5 -	1:01.394	10 -	1:00.450		
<b>11</b>	<b>Paul SWEENEY</b>	Caterham 7			
1 -	1:26.355	6 -	59.051	11 -	59.216
2 -	1:01.399	7 -	1:00.008	12 -	59.219
3 -	59.451	8 -	59.302	13 -	59.702
4 -	59.178	9 -	<b>58.433</b>	14 -	59.331
5 -	59.387	10 -	58.964	15 -	59.975

## evo Caterham Academy Group 2 QUALIFYING - LAP ANALYSIS

(contd.)

<b>17</b>	<b>Dominic WALLINGTON</b>	Caterham Roadsport			
1 -	1:44.514	6 -	59.897	11 -	59.261
2 -	1:03.956	7 -	59.565	12 -	<b>59.233</b>
3 -	1:00.457	8 -	1:00.352	13 -	59.570
4 -	59.891	9 -	59.488	14 -	59.842
5 -	1:00.123	10 -	59.527	15 -	59.421
<b>18</b>	<b>Guy HARRINGTON</b>	Caterham			
1 -	1:14.900	6 -	58.157	11 -	58.291
2 -	58.789	7 -	57.886	12 -	57.679
3 -	58.172	8 -	57.788	13 -	58.340
4 -	57.830	9 -	57.960	14 -	58.032
5 -	58.094	10 -	<b>57.406</b>	15 -	58.512
<b>20</b>	<b>Kenny WEIR</b>	Caterham 7			
1 -	1:39.049	6 -	1:01.572	11 -	1:01.568
2 -	1:06.042	7 -	1:00.820	12 -	1:00.672
3 -	1:01.762	8 -	1:00.426	13 -	1:00.659
4 -	<b>59.919</b>	9 -	1:01.106	14 -	1:00.906
5 -	1:00.478	10 -	1:00.497	15 -	1:00.719
<b>23</b>	<b>Simon YOUNG</b>	Caterham 7			
1 -	1:25.934	6 -	58.668	11 -	58.242
2 -	1:03.593	7 -	58.964	12 -	1:18.533
3 -	59.471	8 -	58.555	13 -	59.508
4 -	58.629	9 -	58.267	14 -	1:00.579
5 -	58.608	10 -	<b>57.790</b>	15 -	59.968
<b>27</b>	<b>Chris FRYAR</b>	Caterham 7			
1 -	1:14.852	6 -	58.358	11 -	58.012
2 -	1:00.585	7 -	<b>57.941</b>	12 -	58.484
3 -	59.117	8 -	58.576	13 -	59.788
4 -	59.091	9 -	58.554	14 -	58.897
5 -	58.587	10 -	58.318	15 -	1:00.780
<b>30</b>	<b>Mark JOHNSON</b>	Caterham			
1 -	1:30.091	6 -	1:02.805	11 -	1:01.316
2 -	1:04.125	7 -	1:01.977	12 -	1:03.026
3 -	1:03.299	8 -	1:01.434	13 -	1:01.305
4 -	1:03.336	9 -	1:01.655	14 -	1:16.280
5 -	1:01.655	10 -	<b>1:00.903</b>		

## evo Caterham Academy Group 2 QUALIFYING - LAP ANALYSIS

(contd.)

<b>33</b>	<b>Chris HEATON</b>	Caterham 7			
1 -	1:25.412	6 -	59.644	11 -	1:00.339
2 -	1:03.408	7 -	1:00.424	12 -	1:00.016
3 -	1:01.578	8 -	1:00.263	13 -	1:01.321
4 -	1:01.177	9 -	<b>59.496</b>	14 -	1:01.213
5 -	1:00.180	10 -	1:00.182	15 -	1:00.372
<b>34</b>	<b>Tim SKIPPER</b>	Caterham 7			
1 -	1:34.748	6 -	59.228	11 -	58.694
2 -	1:01.662	7 -	58.809	12 -	<b>58.353</b>
3 -	1:01.151	8 -	58.486	13 -	59.335
4 -	59.677	9 -	59.250	14 -	59.014
5 -	59.127	10 -	58.653	15 -	59.292
<b>44</b>	<b>Robin RUSSELL</b>	Caterham 7			
1 -	1:18.377	6 -	59.600	11 -	1:00.356
2 -	1:01.004	7 -	59.089	12 -	<b>59.021</b>
3 -	59.353	8 -	59.381	13 -	1:00.544
4 -	1:02.578	9 -	59.262	14 -	1:01.157
5 -	59.447	10 -	59.329	15 -	1:02.755
<b>66</b>	<b>Steve GRANGER</b>	Caterham 7			
1 -	1:24.389	6 -	59.153	11 -	1:00.912
2 -	1:03.415	7 -	<b>58.507</b>	12 -	1:00.019
3 -	1:01.070	8 -	59.227	13 -	1:00.672
4 -	1:00.327	9 -	59.852	14 -	1:00.809
5 -	59.646	10 -	59.697	15 -	59.936
<b>69</b>	<b>Peter EARNSHAW</b>	Caterham Roadsport			
1 -	1:51.435	6 -	1:00.030	11 -	57.664
2 -	59.358	7 -	59.760	12 -	<b>57.519</b>
3 -	58.821	8 -	58.361	13 -	58.488
4 -	58.622	9 -	58.024	14 -	58.687
5 -	57.755	10 -	57.623	15 -	58.212
<b>77</b>	<b>Keith CHANTER</b>	Caterham Roadsport			
1 -	1:31.078	6 -	<b>58.047</b>	11 -	58.222
2 -	1:03.071	7 -	58.749	12 -	58.240
3 -	59.136	8 -	58.507	13 -	58.702
4 -	58.452	9 -	58.802	14 -	58.851
5 -	58.779	10 -	59.318	15 -	59.376

## evo Caterham Academy Group 2 QUALIFYING - LAP ANALYSIS

(contd.)

<b>80</b>	<b>Chris HURST</b>	Caterham 7			
1 -	1:52.869	6 -	1:00.827	11 -	1:00.455
2 -	1:04.620	7 -	1:01.685	12 -	1:00.593
3 -	1:03.830	8 -	<b>59.753</b>	13 -	1:00.776
4 -	1:03.109	9 -	59.965	14 -	1:04.978
5 -	1:02.391	10 -	1:00.083		
<b>87</b>	<b>Charles BATEMAN</b>	Caterham 7			
1 -	1:16.628	6 -	59.565	11 -	58.975
2 -	1:01.003	7 -	59.137	12 -	<b>58.822</b>
3 -	1:00.391	8 -	59.130	13 -	1:00.476
4 -	59.933	9 -	59.191	14 -	1:00.635
5 -	59.901	10 -	59.003	15 -	1:00.409
<b>88</b>	<b>Paul RAY-JOHNSON</b>	Caterham 7			
1 -	1:20.677	6 -	1:02.303	11 -	1:00.749
2 -	1:23.314	7 -	1:00.865	12 -	1:00.220
3 -	1:02.447	8 -	1:01.110	13 -	1:00.678
4 -	1:01.751	9 -	<b>1:00.131</b>	14 -	1:01.792
5 -	1:02.485	10 -	1:00.835		
<b>99</b>	<b>Kevin DODD</b>	Caterham 7			
1 -	1:39.872	6 -	57.569	11 -	58.249
2 -	1:00.149	7 -	58.096	12 -	57.956
3 -	59.026	8 -	57.947	13 -	57.776
4 -	1:00.216	9 -	57.541	14 -	58.597
5 -	58.971	10 -	<b>57.291</b>	15 -	59.333

# evo Caterham Academy Group 2

## GRID - RACE 5

ROW 11	88 RAY-JOHNSON	30 JOHNSON
ROW 10	7 FORD	20 WEIR
ROW 9	9 BROOKS	80 HURST
ROW 8	4 BROWN	33 HEATON
ROW 7	44 RUSSELL	17 WALLINGTON
ROW 6	66 GRANGER	87 BATEMAN
ROW 5	34 SKIPPER	11 SWEENEY
ROW 4	27 FRYAR	77 CHANTER
ROW 3	69 EARNSHAW	23 YOUNG
ROW 2	18 HARRINGTON	5 MACKRILL
ROW 1	2 ELLIS	99 DODD
	POLE	



Weather / Track : Cloudy / Dry

These results are provisional until the conclusion of any judicial and technical matters.

Brands Hatch

Circuit Length = 1.2262 miles.

Start: 10:52 End: 11:07

Clerk Of Course:	Stewards:	Timekeeper:
------------------	-----------	-------------

## evo Caterham Academy Group 2

### RACE CLASSIFICATION - RACE 5

POS	NO	CL	NAME	NAT	CAR	TIME	LAPS	GAP	MPH	BEST
1	2		Jeremy ELLIS		Caterham Roadsport	11:40.903	12		75.67	57.570
2	99		Kevin DODD		Caterham 7	11:44.042	12	3.139	75.33	57.087
3	34		Tim SKIPPER		Caterham 7	11:44.880	12	3.977	75.24	57.300
4	18		Guy HARRINGTON		Caterham	11:44.992	12	4.089	75.23	57.643
5	5		Jamie MACKRILL		Caterham 7	11:45.312	12	4.409	75.20	57.635
6	77		Keith CHANTER		Caterham Roadsport	11:51.876	12	10.973	74.50	57.874
7	27		Chris FRYAR		Caterham 7	11:52.394	12	11.491	74.45	57.914
8	11		Paul SWEENEY		Caterham 7	11:58.683	12	17.780	73.80	58.460
9	87		Charles BATEMAN		Caterham 7	11:58.744	12	17.841	73.79	58.045
10	23		Simon YOUNG		Caterham 7	11:59.426	12	18.523	73.72	58.077
11	66		Steve GRANGER		Caterham 7	12:00.973	12	20.070	73.56	58.570
12	88		Paul RAY-JOHNSON		Caterham 7	12:08.447	12	27.544	72.81	58.820
13	33		Chris HEATON		Caterham 7	12:08.874	12	27.971	72.76	58.877
14	9		Nick BROOKS		Caterham 7	12:19.308	12	38.405	71.74	59.156
15	80		Chris HURST		Caterham 7	12:20.289	12	39.386	71.64	59.711
16	30		Mark JOHNSON		Caterham	13:11.947	12	1:31.044	66.97	1:01.488
NOT CLASSIFIED										
	69		Peter EARNSHAW		Caterham Roadsport	7:50.353	8	D.N.F.	75.22	56.866
	44		Robin RUSSELL		Caterham 7	7:03.459	7	D.N.F.	73.13	57.978
FASTEST LAP										
	69		Peter EARNSHAW		Caterham Roadsport	56.866	6	77.62mph		124.92kph

Car No's 4, 7,17 & 20 took first start.

Weather / Track : Cloudy / Dry

These results are provisional until the conclusion of any judicial and technical matters.

Brands Hatch

Circuit Length = 1.2262 miles.

Start: 15:49 End: 16:00

Clerk Of Course:	Stewards:	Timekeeper:
------------------	-----------	-------------

**evo Caterham Academy Group 2**  
**RACE CLASSIFICATION - RACE 5 - LAP CHART**

Lap 1			Lap 2			Lap 3			Lap 4			Lap 5		
No	Behind	Laptime	No	Behind	Laptime	No	Behind	Laptime	No	Behind	Laptime	No	Behind	Laptime
2		1:03.886	2		57.960	2		57.780	2		57.881	2		57.653
69	1.395	1:05.281	99	2.021	58.582	99	2.024	57.783	69	2.004	57.809	69	1.464	57.113
99	1.399	1:05.285	69	2.025	58.590	69	2.076	57.831	18	2.829	58.382	99	2.371	57.087
18	1.721	1:05.607	18	2.371	58.610	18	2.328	57.737	99	2.937	58.794	18	3.009	57.833
23	2.086	1:05.972	5	3.145	58.712	5	3.646	58.281	34	3.556	57.300	34	3.374	57.471
5	2.393	1:06.279	23	3.280	59.154	34	4.137	58.523	5	4.020	58.255	5	4.212	57.845
34	2.828	1:06.714	34	3.394	58.526	23	4.584	59.084	23	4.780	58.077	11	9.310	59.759
11	3.365	1:07.251	27	5.035	59.048	11	6.625	59.358	27	6.832	58.000	27	9.349	1:00.170
77	3.814	1:07.700	11	5.047	59.642	27	6.713	59.458	11	7.204	58.460	77	9.639	59.035
27	3.947	1:07.833	44	5.529	58.985	77	7.235	59.071	77	8.257	58.903	44	9.755	58.912
44	4.504	1:08.390	77	5.944	1:00.090	44	7.682	59.933	44	8.496	58.695	87	10.264	59.222
87	5.110	1:08.996	66	7.425	59.567	87	8.213	58.514	87	8.695	58.363	66	11.821	59.526
66	5.818	1:09.704	87	7.479	1:00.329	66	8.740	59.095	66	9.948	59.089	23	14.703	1:07.576
33	6.482	1:10.368	9	8.653	59.814	9	10.029	59.156	9	11.583	59.435	9	14.746	1:00.816
9	6.799	1:10.685	33	9.534	1:01.012	33	10.796	59.042	33	12.429	59.514	33	15.223	1:00.447
88	7.536	1:11.422	88	10.025	1:00.449	88	12.117	59.872	88	13.733	59.497	88	15.755	59.675
80	8.779	1:12.665	80	11.588	1:00.769	80	13.742	59.934	80	16.842	1:00.981	80	20.148	1:00.959
30	9.800	1:13.686	30	14.304	1:02.464	30	18.747	1:02.223	30	22.806	1:01.940	30	26.835	1:01.682

Car No's 4, 7,17 & 20 took first start.  
Weather / Track : Cloudy / Dry

Brands Hatch  
Circuit Length = 1.2262 miles.  
Start: 15:49 End: 16:00

**evo Caterham Academy Group 2**  
**RACE CLASSIFICATION - RACE 5 - LAP CHART**  
 (contd.)

Lap 6			Lap 7			Lap 8			Lap 9			Lap 10		
No	Behind	Laptime	No	Behind	Laptime	No	Behind	Laptime	No	Behind	Laptime	No	Behind	Laptime
2		57.947	2		58.568	2		58.315	2		57.612	2		57.863
69	0.383	56.866	69	0.036	58.221	69	0.363	58.642	99	1.918	59.071	99	2.655	58.600
99	2.109	57.685	99	0.999	57.458	99	0.459	57.775	34	3.357	58.082	34	3.375	57.881
18	3.088	58.026	18	2.732	58.212	34	2.887	58.338	18	3.579	58.012	18	4.002	58.286
34	3.334	57.907	34	2.864	58.098	18	3.179	58.762	5	4.001	58.108	5	4.374	58.236
5	4.360	58.095	5	3.541	57.749	5	3.505	58.279	27	9.589	58.092	27	9.944	58.218
27	9.662	58.260	27	9.171	58.077	27	9.109	58.253	77	9.880	58.169	77	10.143	58.126
11	9.852	58.489	77	9.764	58.089	77	9.323	57.874	11	12.737	59.288	11	14.552	59.678
77	10.243	58.551	11	10.679	59.395	11	11.061	58.697	87	14.797	59.363	87	15.575	58.641
44	12.374	1:00.566	44	11.784	57.978	87	13.046	59.154	66	15.647	58.699	23	17.466	59.559
87	12.730	1:00.413	87	12.207	58.045	66	14.560	59.000	23	15.770	58.489	66	17.930	1:00.146
66	13.814	59.940	66	13.875	58.629	23	14.893	58.401	33	23.311	59.632	88	25.176	59.425
23	15.041	58.285	23	14.807	58.334	33	21.291	59.726	88	23.614	58.914	33	25.404	59.956
9	16.898	1:00.099	33	19.880	1:01.209	88	22.312	59.256	9	31.483	1:00.674	9	34.099	1:00.479
33	17.239	59.963	88	21.371	1:01.501	9	28.421	1:01.204	80	33.025	1:01.304	80	35.276	1:00.114
88	18.438	1:00.630	9	25.532	1:07.202	80	29.333	1:01.163	30	43.627	1:02.751	30	53.514	1:07.750
80	23.768	1:01.567	80	26.485	1:01.285	30	38.488	1:01.488						
30	31.294	1:02.406	30	35.315	1:02.589									

Car No's 4, 7,17 & 20 took first start.  
 Weather / Track : Cloudy / Dry

Brands Hatch  
 Circuit Length = 1.2262 miles.  
 Start: 15:49 End: 16:00

**evo Caterham Academy Group 2**  
**RACE CLASSIFICATION - RACE 5 - LAP CHART**  
 (contd.)

Lap 11			Lap 12			Lap 13			Lap 14			Lap 15		
No	Behind	Laptime	No	Behind	Laptime	No	Behind	Laptime	No	Behind	Laptime	No	Behind	Laptime
2		57.868	2		57.570									
99	2.596	57.809	99	3.139	58.113									
34	3.448	57.941	34	3.977	58.099									
18	4.016	57.882	18	4.089	57.643									
5	4.344	57.838	5	4.409	57.635									
77	10.437	58.162	77	10.973	58.106									
27	11.147	59.071	27	11.491	57.914									
11	15.573	58.889	11	17.780	59.777									
87	15.969	58.262	87	17.841	59.442									
23	18.015	58.417	23	18.523	58.078									
66	18.632	58.570	66	20.070	59.008									
88	26.128	58.820	88	27.544	58.986									
33	26.664	59.128	33	27.971	58.877									
9	36.482	1:00.251	9	38.405	59.493									
80	37.245	59.837	80	39.386	59.711									
30	57.313	1:01.667	30	1:31.044	1:31.301P									

Car No's 4, 7,17 & 20 took first start.  
 Weather / Track : Cloudy / Dry

Brands Hatch  
 Circuit Length = 1.2262 miles.  
 Start: 15:49 End: 16:00

## BookATrack.com Caterham Graduates QUALIFYING - RACE 6

POS	NO	CL	NAME	NAT	CAR	TIME	LAPS	GAP	MPH
1	143		Paul MANYWEATHERS		Caterham	58.215	15		75.82
2	105		Toby BRIANT		Caterham 7	58.227	15	0.012	75.81
3	118		Declan DOLAN		Caterham	58.306	15	0.091	75.71
4	131		Garry KENNEDY		Caterham 7	58.472	16	0.257	75.49
5	102		James CAMPBELL		Caterham VX	58.677	15	0.462	75.23
6	108		Rob RUSSELL		Caterham	58.700	15	0.485	75.20
7	132		Robert HERRING		Caterham	58.965	15	0.750	74.86
8	146		Charlie WATT		Caterham	58.979	15	0.764	74.84
9	112		Rob DRAPER		Caterham 7	59.013	15	0.798	74.80
10	136		Mark GREGORY		Caterham	59.039	15	0.824	74.77
11	150		Matt WALTON		Caterham	59.250	15	1.035	74.50
12	140		John PENNINGTON		Caterham 7	59.451	15	1.236	74.25
13	135		James HIRD		Caterham 7	59.480	15	1.265	74.21
14	152		Paul SHYVERS		Caterham Classic	59.494	14	1.279	74.19
15	145		David PEARSON		Caterham	59.527	15	1.312	74.15
16	107		Graeme SMITH		Caterham	59.560	15	1.345	74.11
17	120		David GUY		Caterham 7	59.993	15	1.778	73.58
18	116		Kim RAYMENT		Caterham	1:00.059	15	1.844	73.50
19	141		Jon HINCHEY		Caterham	1:00.099	15	1.884	73.45
20	133		Sean SOUTHWOOD		Caterham	1:00.232	15	2.017	73.28
21	117		Shelia MARSHALL		Caterham 7	1:00.999	14	2.784	72.36
22	128		Peter CANNARD		Caterham	1:02.311	14	4.096	70.84

Car No 105 needs a working transponder please.

Weather / Track : Cloudy / Dry

These results are provisional until the conclusion of any judicial and technical matters.

Brands Hatch

Circuit Length = 1.2262 miles.

Start: 09:57 End: 10:12

Clerk Of Course:	Stewards:	Timekeeper:
------------------	-----------	-------------

## BookATrack.com Caterham Graduates QUALIFYING - LAP ANALYSIS

<b>102</b>	<b>James CAMPBELL</b>				Caterham VX
1 -	1:21.217	6 -	58.841	11 -	58.955
2 -	1:00.624	7 -	58.975	12 -	59.298
3 -	59.559	8 -	59.201	13 -	<b>58.677</b>
4 -	59.193	9 -	59.008	14 -	59.021
5 -	59.016	10 -	59.165	15 -	58.708
<b>105</b>	<b>Toby BRIANT</b>				Caterham 7
1 -	1:09.908	6 -	59.264	11 -	1:01.228
2 -	59.688	7 -	1:58.127	12 -	58.419
3 -	59.092	8 -	58.571	13 -	<b>58.227</b>
4 -	59.118	9 -	58.383	14 -	58.733
5 -	59.283	10 -	58.954	15 -	58.952
<b>107</b>	<b>Graeme SMITH</b>				Caterham
1 -	1:11.753	6 -	59.749	11 -	1:00.227
2 -	1:00.358	7 -	59.896	12 -	1:00.451
3 -	59.802	8 -	1:00.061	13 -	59.717
4 -	59.562	9 -	59.767	14 -	59.719
5 -	1:00.000	10 -	<b>59.560</b>	15 -	59.806
<b>108</b>	<b>Rob RUSSELL</b>				Caterham
1 -	1:34.574	6 -	59.219	11 -	1:01.225
2 -	1:02.319	7 -	58.774	12 -	1:03.122
3 -	59.730	8 -	58.982	13 -	<b>58.700</b>
4 -	59.412	9 -	59.198	14 -	59.268
5 -	59.285	10 -	59.881	15 -	59.406
<b>112</b>	<b>Rob DRAPER</b>				Caterham 7
1 -	1:19.552	6 -	59.550	11 -	59.216
2 -	1:01.433	7 -	59.344	12 -	59.714
3 -	1:00.518	8 -	59.465	13 -	59.313
4 -	59.870	9 -	59.338	14 -	59.571
5 -	59.409	10 -	<b>59.013</b>	15 -	59.582
<b>116</b>	<b>Kim RAYMENT</b>				Caterham
1 -	1:32.941	6 -	1:00.798	11 -	1:00.942
2 -	1:01.813	7 -	1:00.968	12 -	1:01.231
3 -	1:00.957	8 -	1:00.366	13 -	1:00.555
4 -	1:00.153	9 -	1:00.630	14 -	<b>1:00.059</b>
5 -	1:02.216	10 -	1:00.270	15 -	1:00.937

Car No 105 needs a working transponder please.  
Weather / Track : Cloudy / Dry

Brands Hatch  
Circuit Length = 1.2262 miles.  
Start: 09:57 End: 10:12

## BookATrack.com Caterham Graduates QUALIFYING - LAP ANALYSIS

(contd.)

<b>117</b>	<b>Shelia MARSHALL</b>			Caterham 7			
1 -	1:45.863	6 -	1:04.012	11 -	1:01.188		
2 -	1:05.375	7 -	1:04.807	12 -	1:01.124		
3 -	1:03.482	8 -	1:02.795	13 -	1:01.184		
4 -	1:04.416	9 -	1:03.423	14 -	<b>1:00.999</b>		
5 -	1:03.494	10 -	1:02.788				
<b>118</b>	<b>Declan DOLAN</b>			Caterham			
1 -	1:36.277	6 -	59.082	11 -	1:00.066		
2 -	1:01.011	7 -	<b>58.306</b>	12 -	1:17.199		
3 -	1:00.300	8 -	59.199	13 -	59.870		
4 -	59.210	9 -	58.395	14 -	59.427		
5 -	59.381	10 -	1:00.267	15 -	59.292		
<b>120</b>	<b>David GUY</b>			Caterham 7			
1 -	1:16.880	6 -	1:00.471	11 -	1:00.698		
2 -	1:03.845	7 -	1:00.829	12 -	1:00.465		
3 -	1:01.755	8 -	1:00.338	13 -	1:00.458		
4 -	1:00.068	9 -	1:00.989	14 -	1:00.055		
5 -	<b>59.993</b>	10 -	1:00.358	15 -	1:00.172		
<b>128</b>	<b>Peter CANNARD</b>			Caterham			
1 -	1:46.351	6 -	1:04.773	11 -	1:02.417		
2 -	1:05.471	7 -	1:05.144	12 -	1:03.261		
3 -	1:03.624	8 -	1:05.393	13 -	<b>1:02.311</b>		
4 -	1:04.512	9 -	1:03.234	14 -	1:04.990		
5 -	1:03.501	10 -	1:02.425				
<b>131</b>	<b>Garry KENNEDY</b>			Caterham 7			
1 -	1:09.398	6 -	59.430	11 -	<b>58.472</b>	16 -	58.883
2 -	59.700	7 -	59.378	12 -	59.754		
3 -	59.316	8 -	59.347	13 -	59.233		
4 -	59.771	9 -	59.243	14 -	58.494		
5 -	59.105	10 -	58.752	15 -	59.193		
<b>132</b>	<b>Robert HERRING</b>			Caterham			
1 -	1:10.662	6 -	59.351	11 -	1:01.033		
2 -	59.718	7 -	1:00.287	12 -	1:01.887		
3 -	59.390	8 -	1:01.435	13 -	<b>58.965</b>		
4 -	59.677	9 -	1:00.421	14 -	59.054		
5 -	59.256	10 -	59.506	15 -	1:00.205		

Car No 105 needs a working transponder please.  
Weather / Track : Cloudy / Dry

Brands Hatch  
Circuit Length = 1.2262 miles.  
Start: 09:57 End: 10:12

## BookATrack.com Caterham Graduates QUALIFYING - LAP ANALYSIS

(contd.)

<b>133</b>	<b>Sean SOUTHWOOD</b>	Caterham		
1 -	1:22.863	6 -	1:01.624	11 - <b>1:00.232</b>
2 -	1:01.181	7 -	1:00.731	12 - 1:00.432
3 -	1:00.514	8 -	1:00.581	13 - 1:01.144
4 -	1:01.098	9 -	1:00.742	14 - 1:00.232
5 -	1:00.878	10 -	1:01.575	15 - 1:01.334
<b>135</b>	<b>James HIRD</b>	Caterham 7		
1 -	1:12.028	6 -	59.527	11 - 1:00.080
2 -	59.702	7 -	59.782	12 - 1:01.351
3 -	59.734	8 -	1:00.262	13 - 59.751
4 -	59.529	9 -	1:00.278	14 - 1:00.408
5 -	<b>59.480</b>	10 -	1:00.074	15 - 59.602
<b>136</b>	<b>Mark GREGORY</b>	Caterham		
1 -	1:32.917	6 -	1:00.056	11 - 59.327
2 -	1:04.049	7 -	1:00.054	12 - 59.664
3 -	1:02.463	8 -	59.466	13 - 59.471
4 -	1:03.854	9 -	1:00.048	14 - <b>59.039</b>
5 -	1:00.448	10 -	59.381	15 - 59.235
<b>140</b>	<b>John PENNINGTON</b>	Caterham 7		
1 -	1:17.495	6 -	1:05.721	11 - 59.665
2 -	1:04.468	7 -	1:00.281	12 - <b>59.451</b>
3 -	1:00.927	8 -	1:00.798	13 - 1:01.252
4 -	1:02.409	9 -	59.910	14 - 1:03.742
5 -	1:01.861	10 -	59.788	15 - 59.466
<b>141</b>	<b>Jon HINCHEY</b>	Caterham		
1 -	1:18.556	6 -	1:01.773	11 - 1:00.363
2 -	1:04.077	7 -	1:01.159	12 - 1:03.227
3 -	1:01.126	8 -	1:00.680	13 - 1:00.515
4 -	1:01.661	9 -	1:00.918	14 - 1:00.365
5 -	1:00.995	10 -	1:01.187	15 - <b>1:00.099</b>
<b>143</b>	<b>Paul MANYWEATHERS</b>	Caterham		
1 -	1:17.184	6 -	59.383	11 - <b>58.215</b>
2 -	1:01.177	7 -	58.981	12 - 59.818
3 -	59.903	8 -	58.916	13 - 58.849
4 -	59.545	9 -	59.399	14 - 59.043
5 -	59.272	10 -	59.411	15 - 59.055

Car No 105 needs a working transponder please.  
Weather / Track : Cloudy / Dry

Brands Hatch  
Circuit Length = 1.2262 miles.  
Start: 09:57 End: 10:12

## BookATrack.com Caterham Graduates QUALIFYING - LAP ANALYSIS

(contd.)

<b>145</b>	<b>David PEARSON</b>			Caterham	
1 -	1:39.445	6 -	1:00.402	11 -	1:00.002
2 -	1:04.091	7 -	1:00.429	12 -	1:00.210
3 -	1:00.965	8 -	1:00.292	13 -	59.681
4 -	1:03.343	9 -	1:00.562	14 -	<b>59.527</b>
5 -	1:00.752	10 -	1:00.015	15 -	59.968
<b>146</b>	<b>Charlie WATT</b>			Caterham	
1 -	1:36.300	6 -	1:00.195	11 -	<b>58.979</b>
2 -	1:01.482	7 -	59.292	12 -	1:00.292
3 -	1:01.655	8 -	59.174	13 -	59.102
4 -	59.942	9 -	59.329	14 -	59.523
5 -	59.489	10 -	59.033	15 -	59.413
<b>150</b>	<b>Matt WALTON</b>			Caterham	
1 -	1:17.085	6 -	1:00.087	11 -	59.410
2 -	1:02.248	7 -	59.922	12 -	<b>59.250</b>
3 -	1:00.260	8 -	59.446	13 -	59.881
4 -	59.767	9 -	1:00.418	14 -	59.499
5 -	59.323	10 -	59.400	15 -	59.365
<b>152</b>	<b>Paul SHYVERS</b>			Caterham Classic	
1 -	1:33.891	6 -	59.956	11 -	1:00.247
2 -	1:03.412	7 -	1:05.722	12 -	59.957
3 -	1:02.001	8 -	1:00.727	13 -	<b>59.494</b>
4 -	1:26.141	9 -	1:00.478	14 -	1:00.614
5 -	1:03.203	10 -	1:00.265		

Car No 105 needs a working transponder please.  
Weather / Track : Cloudy / Dry

Brands Hatch  
Circuit Length = 1.2262 miles.  
Start: 09:57 End: 10:12

# BookATrack.com Caterham Graduates

## GRID - RACE 6

ROW 11	117	MARSHALL	128	CANNARD	
ROW 10		141	HINCHEY	133	SOUTHWOOD
ROW 9	120	GUY	116	RAYMENT	
ROW 8		145	PEARSON	107	SMITH
ROW 7	135	HIRD	152	SHYVERS	
ROW 6		150	WALTON	140	PENNINGTON
ROW 5	112	DRAPER	136	GREGORY	
ROW 4		132	HERRING	146	WATT
ROW 3	102	CAMPBELL	108	RUSSELL	
ROW 2		118	DOLAN	131	KENNEDY
ROW 1	143	MANYWEATHERS	105	BRIANT	
<b>POLE</b>					

Car No 105 needs a working transponder please.

Weather / Track : Cloudy / Dry

These results are provisional until the conclusion of any judicial and technical matters.

Brands Hatch

Circuit Length = 1.2262 miles.

Start: 09:57 End: 10:12

Clerk Of Course:	Stewards:	Timekeeper:
------------------	-----------	-------------

# BookATrack.com Caterham Graduates

## RACE CLASSIFICATION - RACE 6

POS	NO	CL	NAME	NAT	CAR	TIME	LAPS	GAP	MPH	BEST
1	105		Toby BRIANT		Caterham 7	20:50.256	21		74.20	58.182
2	143		Paul MANYWEATHERS		Caterham	20:50.491	21	0.235	74.18	58.436
3	131		Garry KENNEDY		Caterham 7	20:50.612	21	0.356	74.17	58.273
4	146		Charlie WATT		Caterham	20:52.551	21	2.295	74.06	58.533
5	108		Rob RUSSELL		Caterham	20:53.055	21	2.799	74.03	58.230
6	118		Declan DOLAN		Caterham	20:54.905	21	4.649	73.92	58.660
7	112		Rob DRAPER		Caterham 7	20:54.990	21	4.734	73.92	58.560
8	102		James CAMPBELL		Caterham VX	20:55.347	21	5.091	73.89	58.729
9	132		Robert HERRING		Caterham	20:56.075	21	5.819	73.85	58.827
10	136		Mark GREGORY		Caterham	21:11.895	21	21.639	72.93	59.030
11	152		Paul SHYVERS		Caterham Classic	21:12.392	21	22.136	72.90	58.850
12	107		Graeme SMITH		Caterham	21:12.458	21	22.202	72.90	59.182
13	145		David PEARSON		Caterham	21:13.015	21	22.759	72.87	58.287
14	135		James HIRD		Caterham 7	21:13.083	21	22.827	72.86	59.523
15	133		Sean SOUTHWOOD		Caterham	21:26.595	21	36.339	72.10	59.725
16	116		Kim RAYMENT		Caterham	21:38.915	21	48.659	71.42	1:00.342
17	140		John PENNINGTON		Caterham 7	21:40.745	21	50.489	71.31	1:00.428
18	141		Jon HINCHEY		Caterham	21:42.156	21	51.900	71.24	1:00.250
19	117		Shelia MARSHALL		Caterham 7	20:58.808	20	1 LAP	70.18	1:01.404
20	128		Peter CANNARD		Caterham	21:04.212	20	1 LAP	69.88	1:01.800
NOT CLASSIFIED										
120			David GUY		Caterham 7	15:17.278	15	D.N.F.	72.26	59.341
150			Matt WALTON		Caterham	4:36.008	4	D.N.F.	64.21	59.991
FASTEST LAP										
105			Toby BRIANT		Caterham 7	58.182	19	75.87mph		122.10kph

Weather / Track : Cloudy / Dry

These results are provisional until the conclusion of any judicial and technical matters.

Brands Hatch

Circuit Length = 1.2262 miles.

Start: 16:13 End: 16:34

Clerk Of Course:	Stewards:	Timekeeper:
------------------	-----------	-------------

**BookATrack.com Caterham Graduates**  
**RACE CLASSIFICATION - RACE 6 - LAP CHART**

Lap 1			Lap 2			Lap 3			Lap 4			Lap 5		
No	Behind	Laptime	No	Behind	Laptime	No	Behind	Laptime	No	Behind	Laptime	No	Behind	Laptime
105		1:06.608	105		59.376	105		59.542	105		59.039	143		59.535
143	0.573	1:07.181	143	0.360	59.163	143	0.344	59.526	143	0.168	58.863	105	0.380	1:00.083
131	0.621	1:07.229	131	1.041	59.796	102	0.560	59.052	102	0.470	58.949	131	0.899	59.886
102	0.922	1:07.530	102	1.050	59.504	131	1.025	59.526	131	0.716	58.730	118	1.219	59.804
118	1.172	1:07.780	118	1.390	59.594	118	1.169	59.321	146	0.911	58.533	102	2.239	1:01.472
112	1.938	1:08.546	112	2.044	59.482	146	1.417	58.812	118	1.118	58.988	146	2.507	1:01.299
146	2.070	1:08.678	146	2.147	59.453	112	1.837	59.335	112	1.909	59.111	108	2.612	59.917
132	2.130	1:08.738	108	2.402	59.566	108	2.687	59.827	108	2.398	58.750	112	2.532	1:00.326
108	2.212	1:08.820	132	2.639	59.885	132	2.880	59.783	132	3.816	59.975	132	3.247	59.134
135	2.789	1:09.397	135	2.936	59.523	135	3.178	59.784	135	3.949	59.810	135	3.837	59.591
136	3.874	1:10.482	136	4.533	1:00.035	136	4.794	59.803	136	4.785	59.030	136	4.270	59.188
107	4.073	1:10.681	107	4.619	59.922	107	4.962	59.885	107	5.234	59.311	107	4.713	59.182
150	4.554	1:11.162	150	5.169	59.991	133	7.117	59.725	133	8.465	1:00.387	133	9.180	1:00.418
140	4.923	1:11.531	133	6.934	1:01.068	150	7.523	1:01.896	152	10.636	1:00.563	152	10.774	59.841
133	5.242	1:11.850	140	7.400	1:01.853	140	9.102	1:01.244	120	11.076	1:00.645	120	11.053	59.680
152	5.532	1:12.140	152	7.421	1:01.265	152	9.112	1:01.233	140	11.695	1:01.632	145	13.571	1:01.522
145	5.702	1:12.310	145	7.603	1:01.277	120	9.470	1:01.258	145	11.752	1:01.322	140	14.145	1:02.153
120	5.936	1:12.544	120	7.754	1:01.194	145	9.469	1:01.408	141	13.319	1:01.899	141	14.260	1:00.644
116	6.721	1:13.329	141	8.455	1:00.892	141	10.459	1:01.546	116	13.523	1:01.751	116	14.440	1:00.620
141	6.939	1:13.547	116	8.693	1:01.348	116	10.811	1:01.660	117	17.057	1:02.290	117	19.684	1:02.330
128	8.286	1:14.894	117	11.311	1:02.385	117	13.806	1:02.037	128	18.640	1:02.394	128	21.250	1:02.313
117	8.302	1:14.910	128	12.459	1:03.549	128	15.285	1:02.368	150	31.443	1:22.959P			

**BookATrack.com Caterham Graduates**  
**RACE CLASSIFICATION - RACE 6 - LAP CHART**  
 (contd.)

Lap 6			Lap 7			Lap 8			Lap 9			Lap 10		
No	Behind	Laptime	No	Behind	Laptime	No	Behind	Laptime	No	Behind	Laptime	No	Behind	Laptime
105		59.277	105		59.302	105		59.413	105		59.503	105		59.796
143	0.056	59.713	143	0.743	59.989	143	1.093	59.763	143	0.429	58.839	143	0.803	1:00.170
118	0.385	58.823	118	0.906	59.823	131	1.299	59.668	131	0.606	58.810	118	1.093	59.297
131	0.416	59.174	131	1.044	59.930	118	1.443	59.950	118	1.592	59.652	131	1.103	1:00.293
102	1.482	58.900	102	1.166	58.986	102	1.931	1:00.178	102	1.686	59.258	102	1.462	59.572
112	1.605	58.730	108	1.785	59.266	108	2.061	59.689	146	1.808	59.075	146	1.482	59.470
108	1.821	58.866	112	1.784	59.481	112	2.081	59.710	112	2.507	59.929	112	2.441	59.730
146	3.213	1:00.363	146	2.931	59.020	146	2.236	58.718	108	2.719	1:00.161	132	2.607	59.314
132	3.349	59.759	132	3.016	58.969	132	2.921	59.318	132	3.089	59.671	108	2.694	59.771
136	4.285	59.672	135	4.822	59.707	135	5.549	1:00.140	107	6.618	1:00.564	107	7.400	1:00.578
135	4.417	1:00.237	107	5.174	59.927	107	5.557	59.796	135	6.711	1:00.665	135	7.421	1:00.506
107	4.549	59.493	136	10.027	1:05.044	136	10.091	59.477	136	10.337	59.749	136	10.832	1:00.291
133	9.908	1:00.385	133	11.147	1:00.541	133	12.170	1:00.436	152	13.797	1:01.132	152	14.519	1:00.518
152	11.587	1:00.470	152	11.374	59.089	152	12.168	1:00.207	133	13.897	1:01.230	120	15.325	1:01.072
120	11.714	1:00.318	120	12.494	1:00.082	120	12.422	59.341	120	14.049	1:01.130	145	15.407	1:01.028
145	13.377	59.463	145	13.174	59.099	145	12.604	58.843	145	14.175	1:01.074	133	17.635	1:03.534
116	16.256	1:01.473	116	18.409	1:01.455	140	21.039	1:01.342	116	22.939	1:01.266	116	25.071	1:01.928
140	17.645	1:03.157	140	19.110	1:00.767	116	21.176	1:02.180	140	23.183	1:01.647	140	25.433	1:02.046
141	24.540	1:09.937	141	27.025	1:01.787	141	28.351	1:00.739	141	29.661	1:00.813	141	31.314	1:01.449
117	24.718	1:04.691	117	28.091	1:02.675	117	30.214	1:01.536	117	32.621	1:01.910	117	34.972	1:02.147
128	25.314	1:03.721	128	29.107	1:03.095	128	31.871	1:02.177	128	34.912	1:02.544	128	37.423	1:02.307

**BookATrack.com Caterham Graduates**  
**RACE CLASSIFICATION - RACE 6 - LAP CHART**  
 (contd.)

Lap 11			Lap 12			Lap 13			Lap 14			Lap 15		
No	Behind	Laptime	No	Behind	Laptime	No	Behind	Laptime	No	Behind	Laptime	No	Behind	Laptime
105		59.055	105		59.159	105		59.206	105		59.774	105		58.711
143	0.626	58.878	143	0.097	58.630	143	0.154	59.263	143	0.457	1:00.077	143	0.586	58.840
131	0.691	58.643	131	0.272	58.740	131	0.283	59.217	131	0.877	1:00.368	131	0.854	58.688
118	1.809	59.771	118	1.651	59.001	118	1.333	58.888	118	1.444	59.885	118	1.786	59.053
102	1.993	59.586	102	1.705	58.871	108	1.851	59.062	108	1.461	59.384	146	2.054	58.912
146	2.085	59.658	146	1.880	58.954	102	1.850	59.351	146	1.853	59.627	108	2.055	59.305
112	2.656	59.270	108	1.995	58.230	146	2.000	59.326	102	1.934	59.858	102	2.567	59.344
132	2.864	59.312	112	2.882	59.385	112	2.477	58.801	112	1.984	59.281	112	2.677	59.404
108	2.924	59.285	132	3.247	59.542	132	3.133	59.092	132	2.744	59.385	132	3.359	59.326
107	8.490	1:00.145	107	9.483	1:00.152	107	10.807	1:00.530	107	11.339	1:00.306	107	13.003	1:00.375
135	8.649	1:00.283	135	9.597	1:00.107	135	10.927	1:00.536	135	11.460	1:00.307	135	13.136	1:00.387
136	11.473	59.696	136	12.069	59.755	136	12.399	59.536	136	12.242	59.617	136	13.327	59.796
152	15.443	59.979	152	15.963	59.679	152	15.886	59.129	152	16.263	1:00.151	152	17.249	59.697
145	15.643	59.291	145	16.182	59.698	120	17.188	59.794	120	18.202	1:00.788	145	19.131	59.604
120	16.344	1:00.074	120	16.600	59.415	145	17.234	1:00.258	145	18.238	1:00.778	120	19.434	59.943
133	18.711	1:00.131	133	19.712	1:00.160	133	20.912	1:00.406	133	21.838	1:00.700	133	23.448	1:00.321
116	27.763	1:01.747	116	30.568	1:01.964	116	32.666	1:01.304	116	34.362	1:01.470	116	36.719	1:01.068
140	27.845	1:01.467	140	31.102	1:02.416	140	33.620	1:01.724	140	35.113	1:01.267	140	37.314	1:00.912
141	33.263	1:01.004	141	35.284	1:01.180	141	37.389	1:01.311	141	38.850	1:01.235	141	41.001	1:00.862
117	37.427	1:01.510	117	39.831	1:01.563	117	42.233	1:01.608	117	44.669	1:02.210	117	47.362	1:01.404
128	40.230	1:01.862	128	42.938	1:01.867	128	45.699	1:01.967	128	47.852	1:01.927	128	51.293	1:02.152

**BookATrack.com Caterham Graduates**  
**RACE CLASSIFICATION - RACE 6 - LAP CHART**  
 (contd.)

Lap 16			Lap 17			Lap 18			Lap 19			Lap 20		
No	Behind	Laptime	No	Behind	Laptime	No	Behind	Laptime	No	Behind	Laptime	No	Behind	Laptime
105		58.444	105		58.762	105		58.557	105		58.182	105		59.162
143	0.601	58.459	143	0.471	58.632	128	1 LAP	1:02.322	117	1 LAP	1:02.111	143	0.135	58.436
131	0.834	58.424	131	0.529	58.457	143	0.603	58.689	143	0.861	58.440	131	0.359	58.510
118	2.279	58.937	108	2.493	58.931	131	0.920	58.948	131	1.011	58.273	146	3.001	58.900
108	2.324	58.713	118	2.502	58.985	108	2.748	58.812	146	3.263	58.642	108	3.649	59.150
146	2.566	58.956	146	2.639	58.835	146	2.803	58.721	108	3.661	59.095	118	4.464	59.869
102	3.188	59.065	102	3.493	59.067	118	3.279	59.334	118	3.757	58.660	112	4.465	59.130
112	3.444	59.211	112	3.974	59.292	102	3.754	58.818	102	4.301	58.729	102	4.651	59.512
132	3.819	58.904	132	4.344	59.287	112	3.977	58.560	112	4.497	58.702	132	5.157	58.991
107	15.941	1:01.382	136	17.035	59.852	132	4.614	58.827	132	5.328	58.896	117	1 LAP	1:04.567
136	15.945	1:01.062	107	17.138	59.959	136	18.501	1:00.023	128	1 LAP	1:06.446	128	1 LAP	1:01.800
135	16.259	1:01.567	135	17.654	1:00.157	107	18.595	1:00.014	136	20.418	1:00.099	136	20.640	59.384
152	17.979	59.174	152	18.676	59.459	152	18.969	58.850	107	20.729	1:00.316	107	21.268	59.701
145	20.682	59.995	145	21.756	59.836	135	18.973	59.876	152	20.819	1:00.032	152	21.464	59.807
133	25.736	1:00.732	133	27.701	1:00.727	145	22.733	59.534	135	21.510	1:00.719	135	22.238	59.890
116	39.432	1:01.157	116	41.544	1:00.874	133	29.989	1:00.845	145	23.202	58.651	145	22.327	58.287
140	40.003	1:01.133	140	42.608	1:01.367	116	43.924	1:00.937	133	32.111	1:00.304	133	33.705	1:00.756
141	43.303	1:00.746	141	45.366	1:00.825	140	44.479	1:00.428	116	46.084	1:00.342	116	47.552	1:00.630
117	51.490	1:02.572	117	54.913	1:02.185	141	47.059	1:00.250	140	47.182	1:00.885	140	48.933	1:00.913
128	55.339	1:02.490							141	49.326	1:00.449	141	50.827	1:00.663

**BookATrack.com Caterham Graduates**  
**RACE CLASSIFICATION - RACE 6 - LAP CHART**  
 (contd.)

Lap 21			Lap 22			Lap 23			Lap 24			Lap 25		
No	Behind	Laptime	No	Behind	Laptime	No	Behind	Laptime	No	Behind	Laptime	No	Behind	Laptime
105		59.305												
143	0.235	59.405												
131	0.356	59.302												
146	2.295	58.599												
108	2.799	58.455												
118	4.649	59.490												
112	4.734	59.574												
102	5.091	59.745												
132	5.819	59.967												
117	1 LAP	1:02.167												
128	1 LAP	1:02.017												
136	21.639	1:00.304												
152	22.136	59.977												
107	22.202	1:00.239												
145	22.759	59.737												
135	22.827	59.894												
133	36.339	1:01.939												
116	48.659	1:00.412												
140	50.489	1:00.861												
141	51.900	1:00.378												

# Autosport Caterham Eurocup

## GRID - RACE 7 - AMENDED

ROW 15	88	CROMPTON	
ROW 14	68	TAYLOR	62
ROW 13	44	BARBOUR	28
ROW 12	43	FROST	52
ROW 11	79	HARRIS	70
ROW 10	31	REYNALDS	7
ROW 9	61	WILLIAMS	78
ROW 8	38	HOLMES	22
ROW 7	35	ALLEN	64
ROW 6	16	FERRIER	29
ROW 5	5	DYSON	26
ROW 4	42	KNOX	89
ROW 3	98	HUMPHREY	30
ROW 2	69	PAILLARD	32
ROW 1	85	RICHARDS	82
<b>POLE</b>			



Weather / Track : Cloudy / Dry  
 These results are provisional until the conclusion of any judicial and technical matters.

Brands Hatch  
 Circuit Length = 1.2262 miles.  
 Start: 13:22 End: 13:49

Clerk Of Course:	Stewards:	Timekeeper:
------------------	-----------	-------------

## Autosport Caterham Eurocup RACE CLASSIFICATION - RACE 7 - AMENDED

POS	NO	CL	NAME	NAT	CAR	TIME	LAPS	GAP	MPH	BEST
1	85	R4	Clive RICHARDS		Caterham R400	27:24.194	32		85.95	50.871
2	69	R4	Luc PAILLARD		Caterham R400	27:24.275	32	0.081	85.95	50.769
3	98	R4	Mark HUMPHREY		Caterham R400	27:26.824	32	2.630	85.81	50.709
4	16	R4	Tom FERRIER		Caterham R400	27:28.557	32	4.363	85.72	50.669
5	30	R4	Steve KNOX		Caterham R400	27:32.531	32	8.337	85.52	50.937
6	26	R4	Mike CANTILLON		Caterham R400	27:34.092	32	9.898	85.44	51.032
7	32	R4	Simon LAMBERT		Caterham R400	27:34.385	32	10.191	85.42	51.040
8	64	R4	Oliver BULL		Caterham R400	27:40.214	32	16.020	85.12	51.218
9	29	R4	Rachel GREEN		Caterham R400	27:40.821	32	16.627	85.09	51.387
10	68	R4	Gerry TAYLOR		Caterham R400	27:40.994	32	16.800	85.08	50.608
11	89	R4	Jamie CONSTABLE		Caterham R400	27:52.068	32	27.874	84.52	50.859
12	38	R4	Chris HOLMES		Caterham R400	27:52.565	32	28.371	84.49	51.192
13	35	R4	Paul ALLEN		Caterham R400	27:53.098	32	28.904	84.47	51.283
14	28	R4	Ralf SCHMID		Caterham R400	27:53.234	32	29.040	84.46	51.409
15	61	R4	Kevin WILLIAMS		Caterham R400	27:54.590	32	30.396	84.39	51.490
16	62	R4	Sarah READER		Caterham R400	28:02.471	32	38.277	83.99	51.579
17	7	RS	Ewan McINTYRE		Caterham Roadsport	27:26.747	30	2.553	80.46	54.005
18	31	RS	Chris REYNALDS		Caterham Roadsport	27:30.065	30	5.871	80.29	53.652
19	78	RS	Malcolm JOHNSTONE		Caterham Roadsport	27:41.554	30	17.360	79.74	54.151
20	44	RS	John BARBOUR		Caterham Roadsport	27:55.802	30	31.608	79.06	54.664
21	52	RS	Tony MURRAY		Caterham Roadsport	27:33.887	29	9.693	77.44	56.030
22	79	RS	Mark HARRIS		Caterham Roadsport	27:38.165	29	13.971	77.24	55.825
23	70	RS	Steve HINDLE		Caterham Roadsport	27:41.036	29	16.842	77.11	55.470

### NOT CLASSIFIED

22	R4	Ben DEZILLE BUTLER	Caterham R400	27:00.123	31	D.N.F.	84.50	51.475
5	R4	David DYSON	Caterham R400	21:39.690	25	D.N.F.	84.96	51.001
88	R4	Simon CROMPTON	Caterham R400	21:52.823	25	D.N.F.	84.11	51.458
43	R4	Steve FROST	Caterham R400	26:48.708	20	D.N.F.	54.92	52.396
42	R4	David KNOX	Caterham R400	16:28.929	19	D.N.F.	84.87	51.064

### FASTEST LAP

68	R4	Gerry TAYLOR	Caterham R400	50.608	7	87.22mph	140.37kph
31	RS	Chris REYNALDS	Caterham Roadsport	53.652	15	82.27mph	132.41kph

Car No 35 - 1 second penalty - J.16.1.2.

Weather / Track : Cloudy / Dry

These times are provisional until the conclusion of any judicial and technical matters.

Brands Hatch

Circuit Length = 1.2262 miles.

Start: 16:42 End: 17:09

Clerk Of Course:	Stewards:	Timekeeper:

## Autosport Caterham Eurocup

### RACE CLASSIFICATION - RACE 7 - LAP CHART

Lap 1			Lap 2			Lap 3			Lap 4			Lap 5		
No	Behind	Laptime	No	Behind	Laptime	No	Behind	Laptime	No	Behind	Laptime	No	Behind	Laptime
85		54.784	85		52.243	85		51.725	85		51.516	85		51.328
30	0.197	54.981	30	0.213	52.259	30	0.381	51.893	30	0.357	51.492	30	0.402	51.373
69	0.517	55.301	69	0.272	51.998	98	0.729	51.749	98	0.653	51.440	98	0.501	51.176
98	0.580	55.364	98	0.705	52.368	69	0.821	52.274	69	0.872	51.567	69	1.043	51.499
32	1.038	55.822	89	0.946	51.955	89	1.386	52.165	89	1.293	51.423	89	1.263	51.298
26	1.312	56.096	26	1.047	51.978	26	1.618	52.296	26	1.599	51.497	26	1.527	51.256
89	1.234	56.018	32	1.597	52.802	32	1.937	52.065	32	2.085	51.664	32	2.069	51.312
29	2.046	56.830	29	1.977	52.174	29	2.364	52.112	29	2.976	52.128	29	3.161	51.513
42	2.306	57.090	64	2.400	52.071	64	2.629	51.954	42	3.297	51.677	42	3.606	51.637
64	2.572	57.356	42	2.686	52.623	42	3.136	52.175	5	3.448	51.765	64	3.965	51.458
5	2.762	57.546	5	2.898	52.379	5	3.199	52.026	64	3.835	52.722	16	4.514	51.906
16	2.973	57.757	16	3.252	52.522	16	3.470	51.943	16	3.936	51.982	5	4.674	52.554
35	3.643	58.427	22	4.024	52.289	22	4.751	52.452	22	5.879	52.644	68	6.078	51.346
22	3.978	58.762	35	4.683	53.283	35	5.376	52.418	68	6.060	52.004	22	7.010	52.459
28	4.212	58.996	28	4.708	52.739	28	5.572	52.589	35	6.315	52.455	35	7.595	52.608
38	4.418	59.202	38	5.624	53.449	68	5.572	51.442	28	6.489	52.433	28	7.714	52.553
61	4.941	59.725	61	5.738	53.040	61	6.758	52.745	61	7.791	52.549	38	8.757	52.096
68	5.053	59.837	68	5.855	53.045	38	7.193	53.294	38	7.989	52.312	61	8.892	52.429
88	5.905	1:00.689	88	6.396	52.734	88	7.495	52.824	88	8.323	52.344	88	9.272	52.277
62	6.539	1:01.323	62	7.180	52.884	62	7.743	52.288	62	8.702	52.475	62	9.503	52.129
31	6.541	1:01.325	43	8.426	53.570	43	9.914	53.213	43	11.526	53.128	78	19.456	54.151
78	7.102	1:01.886	31	10.205	55.907	31	12.983	54.503	31	16.290	54.823	31	19.476	54.514
43	7.099	1:01.883	78	10.329	55.470	78	13.215	54.611	78	16.633	54.934	7	20.883	54.832
7	7.581	1:02.365	7	10.707	55.369	7	13.992	55.010	7	17.379	54.903	44	22.530	55.583
44	8.591	1:03.375	44	11.508	55.160	44	15.127	55.344	44	18.275	54.664	52	29.775	56.717
79	9.459	1:04.243	52	14.041	56.820	52	19.054	56.738	52	24.386	56.848	70	31.721	57.299
52	9.464	1:04.248	79	14.582	57.366	79	20.489	57.632	70	25.750	56.755	79	32.724	58.201
70	9.845	1:04.629	70	14.661	57.059	70	20.511	57.575	79	25.851	56.878			

**Autosport Caterham Eurocup**  
**RACE CLASSIFICATION - RACE 7 - LAP CHART**  
 (contd.)

Lap 6			Lap 7			Lap 8			Lap 9			Lap 10		
No	Behind	Laptime	No	Behind	Laptime	No	Behind	Laptime	No	Behind	Laptime	No	Behind	Laptime
85		51.273	85		51.354	85		51.066	85		51.218	85		50.962
98	0.775	51.547	98	0.824	51.403	98	0.815	51.057	98	0.419	50.822	69	0.753	50.889
30	0.873	51.744	69	1.074	51.283	69	1.188	51.180	69	0.826	50.856	98	0.892	51.435
69	1.145	51.375	30	1.445	51.926	30	1.436	51.057	30	1.218	51.000	52	1 LAP	57.513
89	1.540	51.550	89	1.678	51.492	89	1.744	51.132	89	1.584	51.058	30	2.025	51.769
26	1.646	51.392	26	2.049	51.757	26	2.015	51.032	26	2.072	51.275	89	2.264	51.642
32	2.008	51.212	32	2.293	51.639	32	2.368	51.141	32	2.360	51.210	26	2.808	51.698
29	3.377	51.489	29	3.412	51.389	16	4.044	51.278	16	3.684	50.858	32	2.956	51.558
42	3.719	51.386	16	3.832	51.072	29	4.061	51.715	29	4.257	51.414	79	1 LAP	56.843
64	4.113	51.421	42	3.942	51.577	42	4.448	51.572	42	4.777	51.547	16	3.391	50.669
16	4.114	50.873	64	4.099	51.340	64	4.850	51.817	64	4.850	51.218	70	1 LAP	57.498
5	4.646	51.245	5	4.319	51.027	5	5.468	52.215	5	5.251	51.001	29	4.772	51.477
68	5.867	51.062	68	5.121	50.608	68	5.496	51.441	68	5.359	51.081	42	4.879	51.064
22	7.316	51.579	22	7.958	51.996	22	8.853	51.961	35	9.570	51.720	64	5.243	51.355
35	8.213	51.891	35	8.851	51.992	35	9.068	51.283	22	9.735	52.100	68	5.444	51.047
28	8.252	51.811	28	9.003	52.105	28	9.598	51.661	28	10.242	51.862	5	6.354	52.065
38	9.178	51.694	38	9.457	51.633	38	9.980	51.589	38	10.477	51.715	35	10.466	51.858
61	9.462	51.843	61	9.811	51.703	61	10.870	52.125	61	11.529	51.877	22	10.922	52.149
88	10.004	52.005	88	10.284	51.634	88	11.092	51.874	88	11.935	52.061	28	11.118	51.838
62	10.536	52.306	62	10.989	51.807	62	11.581	51.658	62	12.251	51.888	38	11.188	51.673
31	23.054	54.851	31	26.660	54.960	7	30.341	54.418	7	33.485	54.362	61	12.283	51.716
78	23.478	55.295	78	26.942	54.818	31	30.390	54.796	31	33.683	54.511	88	12.565	51.592
7	23.810	54.200	7	26.989	54.533	78	30.963	55.087	78	34.180	54.435	62	13.405	52.116
44	26.579	55.322	44	30.265	55.040	44	34.467	55.268	44	38.445	55.196	7	37.246	54.723
52	35.517	57.015	52	40.904	56.741	52	46.506	56.668				31	37.408	54.687
70	37.263	56.815	70	42.316	56.407	79	48.360	57.001				78	37.724	54.506
79	37.468	56.017	79	42.425	56.311	70	48.656	57.406				44	42.431	54.948

**Autosport Caterham Eurocup**  
**RACE CLASSIFICATION - RACE 7 - LAP CHART**  
 (contd.)

Lap 11			Lap 12			Lap 13			Lap 14			Lap 15		
No	Behind	Laptime	No	Behind	Laptime	No	Behind	Laptime	No	Behind	Laptime	No	Behind	Laptime
85		51.118	85		51.302	85		51.167	85		51.015	85		51.423
69	0.626	50.991	69	0.140	50.816	44	1 LAP	55.473	69	0.293	50.917	69	0.288	51.418
98	1.080	51.306	98	1.059	51.281	69	0.391	51.418	98	1.131	51.052	7	1 LAP	54.711
30	2.412	51.505	30	2.533	51.423	98	1.094	51.202	30	3.933	51.804	98	0.867	51.159
26	2.961	51.271	26	2.822	51.163	30	3.144	51.778	26	3.953	51.660	31	1 LAP	55.435
89	3.487	52.341	16	3.459	51.008	16	3.234	50.942	16	4.101	51.882	78	1 LAP	56.466
16	3.753	51.480	89	3.478	51.293	26	3.308	51.653	89	4.518	51.926	30	4.677	52.167
32	3.949	52.111	32	4.192	51.545	89	3.607	51.296	32	4.964	51.706	89	4.830	51.735
29	5.813	52.159	29	6.361	51.850	32	4.273	51.248	44	1 LAP	56.517	16	5.027	52.349
42	6.521	52.760	42	6.409	51.190	29	7.090	51.896	29	7.760	51.685	32	5.411	51.870
64	6.633	52.508	68	6.987	51.455	42	7.172	51.930	42	8.258	52.101	26	5.819	53.289
68	6.834	52.508	64	6.985	51.654	64	7.529	51.711	64	8.389	51.875	29	8.383	52.046
5	7.221	51.985	5	7.509	51.590	68	7.733	51.913	68	8.514	51.796	42	8.663	51.828
52	1 LAP	59.042	35	11.643	51.756	5	8.120	51.778	5	8.706	51.601	64	8.969	52.003
79	1 LAP	57.982	22	12.750	52.417	35	12.674	52.198	35	13.505	51.846	5	9.278	51.995
70	1 LAP	58.107	38	13.714	52.592	22	13.571	51.988	22	14.430	51.874	44	1 LAP	55.080
35	11.189	51.841	28	14.053	53.159	38	14.211	51.664	38	15.076	51.880	68	9.781	52.690
22	11.635	51.831	61	14.688	53.335	28	14.768	51.882	28	15.450	51.697	35	14.132	52.050
28	12.196	52.196	88	14.966	52.826	61	15.278	51.757	61	15.986	51.723	22	14.823	51.816
38	12.424	52.354	62	15.815	52.728	88	15.885	52.086	88	16.546	51.676	38	15.604	51.951
61	12.655	51.490	52	1 LAP	57.745	62	16.473	51.825	62	17.102	51.644	28	15.773	51.746
88	13.442	51.995	79	1 LAP	58.069	79	1 LAP	55.825	79	1 LAP	56.404	61	16.090	51.527
62	14.389	52.102	70	1 LAP	58.273	52	1 LAP	56.302	52	1 LAP	56.373	88	16.581	51.458
7	41.362	55.234	7	44.619	54.559	70	1 LAP	56.400	70	1 LAP	56.456	62	17.258	51.579
31	41.505	55.215	31	45.135	54.932	7	48.108	54.656				43	10 LAPS	9:40.271P
78	41.953	55.347	78	45.448	54.797	31	48.331	54.363				79	1 LAP	56.366
44	47.279	55.966				78	48.836	54.555				52	1 LAP	56.366
												70	1 LAP	55.912

**Autosport Caterham Eurocup**  
**RACE CLASSIFICATION - RACE 7 - LAP CHART**  
 (contd.)

Lap 16			Lap 17			Lap 18			Lap 19			Lap 20		
No	Behind	Laptime	No	Behind	Laptime	No	Behind	Laptime	No	Behind	Laptime	No	Behind	Laptime
85		51.324	85		51.269	85		51.468	85		51.091	85		51.381
69	0.235	51.271	69	0.042	51.076	69	0.071	51.497	69	0.163	51.183	69	0.666	51.884
98	0.560	51.017	98	0.495	51.204	98	0.490	51.463	98	0.666	51.267	98	1.009	51.724
7	1 LAP	54.548	16	6.050	51.660	16	5.808	51.226	16	5.770	51.053	52	2 LAPS	56.919
31	1 LAP	53.652	30	6.258	51.623	30	6.512	51.722	30	6.358	50.937	70	2 LAPS	57.497
89	5.272	51.766	89	6.472	52.469	89	6.705	51.701	89	6.841	51.227	79	2 LAPS	57.598
16	5.659	51.956	32	6.756	51.817	32	6.838	51.550	26	7.319	51.323	16	5.429	51.040
30	5.904	52.551	26	7.151	51.595	26	7.087	51.404	32	7.568	51.821	30	6.053	51.076
32	6.208	52.121	7	1 LAP	55.007	29	8.755	51.412	29	9.588	51.924	89	6.616	51.156
26	6.825	52.330	31	1 LAP	56.157	64	9.295	51.555	64	9.623	51.419	26	7.129	51.191
78	1 LAP	56.027	29	8.811	51.543	42	10.106	51.523	42	10.283	51.268	32	7.474	51.287
29	8.537	51.478	64	9.208	51.233	5	10.310	51.627	5	10.384	51.165	29	9.962	51.755
64	9.244	51.599	42	10.051	51.761	7	1 LAP	54.531	68	11.053	51.123	64	9.996	51.754
42	9.559	52.220	5	10.151	51.695	68	11.021	52.216	7	1 LAP	54.268	68	11.019	51.347
5	9.725	51.771	68	10.273	51.300	31	1 LAP	55.422	31	1 LAP	54.627	5	11.783	52.780
68	10.242	51.785	78	1 LAP	56.473	78	1 LAP	54.526	35	17.565	52.150	7	1 LAP	54.198
44	1 LAP	54.744	35	15.898	52.351	35	16.506	52.076	22	17.886	52.383	35	18.638	52.454
35	14.816	52.008	22	15.967	52.262	22	16.594	52.095	28	18.272	51.978	22	19.149	52.644
22	14.974	51.475	38	16.822	52.070	38	17.371	52.017	38	18.642	52.362	31	1 LAP	54.823
38	16.021	51.741	44	1 LAP	55.258	28	17.385	51.656	61	20.260	52.986	38	19.638	52.377
28	16.154	51.705	28	17.197	52.312	61	18.365	52.354	88	20.321	52.635	28	19.788	52.897
61	16.829	52.063	61	17.479	51.919	88	18.777	52.274	62	20.744	52.912	61	21.584	52.705
88	17.038	51.781	88	17.971	52.202	62	18.923	52.190	78	1 LAP	57.478	62	22.034	52.671
62	17.796	51.862	62	18.201	51.674	44	1 LAP	56.256	44	1 LAP	55.259	88	22.306	53.366
52	1 LAP	56.717	43	10 LAPS	53.796	43	10 LAPS	52.723	43	10 LAPS	52.814	78	1 LAP	54.671
79	1 LAP	56.845	52	1 LAP	56.634	70	1 LAP	56.479				44	1 LAP	55.853
70	1 LAP	55.708	70	1 LAP	56.478	79	1 LAP	56.155				43	10 LAPS	53.352
43	10 LAPS	1:01.400	79	1 LAP	57.282	52	1 LAP	56.991						

**Autosport Caterham Eurocup**  
**RACE CLASSIFICATION - RACE 7 - LAP CHART**  
 (contd.)

Lap 21			Lap 22			Lap 23			Lap 24			Lap 25		
No	Behind	Laptime	No	Behind	Laptime	No	Behind	Laptime	No	Behind	Laptime	No	Behind	Laptime
85		51.180	85		51.232	85		50.970	85		50.979	85		51.176
69	0.356	50.870	69	0.021	50.897	69	0.304	51.253	69	0.094	50.769	69	0.149	51.231
98	1.229	51.400	98	1.133	51.136	98	1.181	51.018	98	1.331	51.129	98	1.218	51.063
16	5.949	51.700	16	6.093	51.376	16	5.968	50.845	43	11 LAPS	54.185	43	11 LAPS	52.396
30	5.978	51.105	30	6.421	51.675	30	6.418	50.967	16	5.893	50.904	16	5.647	50.930
89	6.786	51.350	89	6.768	51.214	89	7.294	51.496	30	6.564	51.125	30	6.763	51.375
52	2 LAPS	56.248	26	7.712	51.259	26	7.912	51.170	89	7.898	51.583	89	8.240	51.518
26	7.685	51.736	32	7.780	51.103	32	8.322	51.512	26	8.320	51.387	26	8.628	51.484
32	7.909	51.615	29	11.391	51.997	29	12.243	51.822	32	8.383	51.040	32	8.712	51.505
79	2 LAPS	56.723	64	11.517	52.194	64	12.378	51.831	64	12.955	51.556	64	13.531	51.752
70	2 LAPS	58.215	68	12.009	52.344	68	12.507	51.468	29	13.136	51.872	29	13.675	51.715
64	10.555	51.739	5	12.960	51.511	5	13.158	51.168	68	13.553	52.025	68	13.860	51.483
29	10.626	51.844	52	2 LAPS	56.842	52	2 LAPS	56.337	5	13.628	51.449	5	14.126	51.674
68	10.897	51.058	79	2 LAPS	55.939	79	2 LAPS	57.865	35	21.624	51.980	35	22.327	51.879
5	12.681	52.078	70	2 LAPS	57.530	35	20.623	51.554	38	22.534	52.246	38	23.131	51.773
35	19.112	51.654	35	20.039	52.159	22	20.865	51.727	22	23.027	53.141	22	23.446	51.595
7	1 LAP	54.005	22	20.108	51.736	38	21.267	51.797	52	2 LAPS	56.414	28	24.786	51.752
22	19.604	51.635	38	20.440	51.596	70	2 LAPS	56.177	28	24.210	53.050	61	25.809	51.852
38	20.076	51.618	28	21.671	52.418	28	22.139	51.438	61	25.133	52.208	62	27.127	52.477
28	20.485	51.877	61	23.084	52.012	61	23.904	51.790	62	25.826	52.145	88	27.259	51.649
61	22.304	51.900	7	1 LAP	55.229	62	24.660	52.060	88	26.786	52.500	52	2 LAPS	56.504
62	22.808	51.954	62	23.570	51.994	88	25.265	51.740	79	2 LAPS	58.717	79	2 LAPS	56.067
31	1 LAP	54.647	88	24.495	52.442	7	1 LAP	55.053	70	2 LAPS	58.005	70	2 LAPS	56.406
88	23.285	52.159	31	1 LAP	55.197	31	1 LAP	54.263	7	1 LAP	54.050	7	1 LAP	54.451
78	1 LAP	54.336	78	1 LAP	54.563	78	1 LAP	54.583	31	1 LAP	54.116	31	1 LAP	54.101
44	1 LAP	54.897	44	1 LAP	55.168	44	1 LAP	55.190	78	1 LAP	54.529	78	1 LAP	54.810
43	10 LAPS	53.309	43	10 LAPS	53.279				44	1 LAP	55.173	44	1 LAP	55.615

**Autosport Caterham Eurocup**  
**RACE CLASSIFICATION - RACE 7 - LAP CHART**  
 (contd.)

Lap 26			Lap 27			Lap 28			Lap 29			Lap 30		
No	Behind	Laptime	No	Behind	Laptime	No	Behind	Laptime	No	Behind	Laptime	No	Behind	Laptime
85		51.086	85		51.084	69		51.436	85		50.871	85		51.728
69	0.179	51.116	69	0.047	50.952	85	0.019	51.502	69	0.136	51.026	69	0.054	51.646
98	1.047	50.915	98	1.286	51.323	98	0.760	50.957	98	0.579	50.709	98	1.853	53.002
16	5.318	50.757	44	2 LAPS	56.376	16	4.908	50.986	78	2 LAPS	55.719	79	3 LAPS	57.716
43	11 LAPS	52.645	16	5.405	51.171	30	7.604	51.780	16	5.153	51.135	70	3 LAPS	58.787
30	6.878	51.201	30	7.307	51.513	89	8.825	51.552	30	8.187	51.473	16	4.801	51.376
89	8.594	51.440	43	11 LAPS	53.089	26	9.161	51.666	89	9.085	51.150	30	7.760	51.301
26	8.821	51.279	89	8.756	51.246	32	9.302	51.485	26	9.420	51.149	78	2 LAPS	56.268
32	9.143	51.517	26	8.978	51.241	44	2 LAPS	56.217	32	9.801	51.389	89	8.388	51.031
64	13.988	51.543	32	9.300	51.241	43	11 LAPS	54.328	43	11 LAPS	53.087	26	8.976	51.284
29	14.200	51.611	64	14.549	51.645	64	14.692	51.626	44	2 LAPS	56.270	32	9.310	51.237
68	14.531	51.757	29	14.892	51.776	29	14.796	51.387	64	15.452	51.650	43	11 LAPS	52.938
35	23.266	52.025	68	14.966	51.519	68	15.117	51.634	29	15.686	51.780	64	15.195	51.471
38	23.980	51.935	35	24.067	51.885	38	24.501	51.192	68	15.911	51.684	29	15.468	51.510
22	24.685	52.325	38	24.792	51.896	35	24.517	51.933	38	25.647	52.036	68	15.561	51.378
28	25.432	51.732	22	25.169	51.568	22	25.227	51.541	35	25.712	52.085	44	2 LAPS	56.807
61	26.598	51.875	28	25.815	51.467	28	26.079	51.747	22	26.069	51.732	35	25.942	51.958
62	29.645	53.604	61	27.088	51.574	61	27.298	51.693	28	26.598	51.409	38	26.018	52.099
52	2 LAPS	56.254	62	31.508	52.947	62	32.553	52.528	61	28.297	51.889	22	26.328	51.987
7	1 LAP	54.663	52	2 LAPS	56.030	7	1 LAP	54.580	62	34.509	52.846	28	27.535	52.665
79	2 LAPS	56.516	7	1 LAP	54.142	52	2 LAPS	56.905	7	1 LAP	54.572	61	28.554	51.985
70	2 LAPS	56.362	31	1 LAP	55.129	31	1 LAP	54.612	31	1 LAP	54.883	62	35.471	52.690
31	1 LAP	53.890	79	2 LAPS	56.246	79	2 LAPS	56.351	52	2 LAPS	56.861	7	1 LAP	54.668
78	1 LAP	54.869	70	2 LAPS	56.698	70	2 LAPS	55.470						
			78	1 LAP	54.558									

**Autosport Caterham Eurocup**  
**RACE CLASSIFICATION - RACE 7 - LAP CHART**  
 (contd.)

Lap 31			Lap 32			Lap 33			Lap 34			Lap 35		
No	Behind	Laptime	No	Behind	Laptime	No	Behind	Laptime	No	Behind	Laptime	No	Behind	Laptime
85		51.225	85		51.134									
69	0.128	51.299	69	0.081	51.087									
98	2.390	51.762	7	2 LAPS	54.907									
31	2 LAPS	55.514	98	2.630	51.374									
52	3 LAPS	56.479	16	4.363	51.138									
16	4.359	50.783	31	2 LAPS	54.210									
30	7.859	51.324	30	8.337	51.612									
89	8.022	50.859	52	3 LAPS	56.616									
79	3 LAPS	56.043	26	9.898	52.101									
26	8.931	51.180	32	10.191	51.549									
32	9.776	51.691	79	3 LAPS	56.964									
70	3 LAPS	58.172	64	16.020	51.742									
78	2 LAPS	56.376	29	16.627	51.710									
64	15.412	51.442	68	16.800	51.740									
43	11 LAPS	53.302	70	3 LAPS	56.461									
29	16.051	51.808	78	2 LAPS	55.410									
68	16.194	51.858	89	27.874	1:10.986									
44	2 LAPS	56.021	35	27.904	52.396									
35	26.642	51.925	38	28.371	52.738									
38	26.767	51.974	28	29.040	52.020									
22	27.063	51.960	61	30.396	52.407									
28	28.154	51.844	44	2 LAPS	57.762									
61	29.123	51.794	62	38.277	52.752									
62	36.659	52.413												

## BookATrack.com Caterham Super-Graduates QUALIFYING - RACE 8

POS	NO	CL	NAME	NAT	CAR	TIME	LAPS	GAP	MPH
1	66		Matthew GILLBANKS		Caterham Super 7	55.823	15		79.07
2	82		John PARKER		Caterham	56.008	16	0.185	78.81
3	73		Simon POWELL		Caterham	56.264	16	0.441	78.45
4	93		Andrew ASHEAD		Caterham 7	56.291	16	0.468	78.42
5	70		Anthony POOLE		Caterham	56.310	15	0.487	78.39
6	95		Garry MEIKLE		Caterham	56.481	16	0.658	78.15
7	60		Mike SOLAN		Caterham	56.494	16	0.671	78.13
8	62		Will FARRELLY		Caterham	56.751	16	0.928	77.78
9	75		Sean WHELAN		Caterham	56.772	16	0.949	77.75
10	58		Mark THOMPSON		Caterham	57.148	15	1.325	77.24
11	89		Ross TAYLOR		Caterham	57.480	10	1.657	76.79
12	79		Rob WINROW		Caterham	57.642	15	1.819	76.58
13	88		James SYKES		Caterham	58.056	15	2.233	76.03
14	53		Tom OVERTON		Caterham	58.153	15	2.330	75.90
15	74		David JONES		Caterham	58.160	15	2.337	75.90
16	96		Ricki WHITEHEAD		Caterham 7	58.248	15	2.425	75.78
17	76		Martin GOSS		Caterham	58.371	15	2.548	75.62
18	92		Simon FLETCHER		Caterham	58.488	15	2.665	75.47

Weather / Track : Cloudy / Dry

These results are provisional until the conclusion of any judicial and technical matters.

Brands Hatch

Circuit Length = 1.2262 miles.

Start: 11:40 End: 11:55

Clerk Of Course:	Stewards:	Timekeeper:
------------------	-----------	-------------

## BookATrack.com Caterham Super-Graduates QUALIFYING - LAP ANALYSIS

<b>53</b>	<b>Tom OVERTON</b>					Caterham	
1 -	1:18.681	6 -	59.749	11 -	58.595		
2 -	1:02.503	7 -	59.124	12 -	58.372		
3 -	1:01.209	8 -	59.609	13 -	58.444		
4 -	59.955	9 -	58.190	14 -	58.279		
5 -	58.844	10 -	58.520	15 -	<b>58.153</b>		
<b>58</b>	<b>Mark THOMPSON</b>					Caterham	
1 -	1:34.260	6 -	59.082	11 -	57.536		
2 -	1:02.728	7 -	59.055	12 -	57.551		
3 -	1:00.705	8 -	58.221	13 -	58.339		
4 -	1:01.259	9 -	57.874	14 -	57.430		
5 -	59.251	10 -	57.474	15 -	<b>57.148</b>		
<b>60</b>	<b>Mike SOLAN</b>					Caterham	
1 -	1:20.239	6 -	1:00.414	11 -	57.105	16 -	<b>56.494</b>
2 -	1:01.157	7 -	57.777	12 -	56.755		
3 -	1:01.000	8 -	57.810	13 -	56.648		
4 -	58.992	9 -	58.147	14 -	56.879		
5 -	58.529	10 -	57.608	15 -	56.722		
<b>62</b>	<b>Will FARRELLY</b>					Caterham	
1 -	1:15.743	6 -	1:01.209	11 -	57.050	16 -	59.605
2 -	1:00.509	7 -	57.268	12 -	56.763		
3 -	59.227	8 -	57.436	13 -	56.880		
4 -	58.618	9 -	56.851	14 -	56.828		
5 -	1:02.801	10 -	57.048	15 -	<b>56.751</b>		
<b>66</b>	<b>Matthew GILLBANKS</b>					Caterham Super 7	
1 -	1:15.217	6 -	57.138	11 -	56.204		
2 -	1:01.289	7 -	56.499	12 -	1:45.858P		
3 -	59.564	8 -	56.914	13 -	1:03.028		
4 -	58.068	9 -	56.237	14 -	<b>55.823</b>		
5 -	1:02.046	10 -	56.300	15 -	56.839		
<b>70</b>	<b>Anthony POOLE</b>					Caterham	
1 -	1:43.310	6 -	57.334	11 -	56.878		
2 -	1:00.808	7 -	57.169	12 -	57.275		
3 -	59.753	8 -	56.415	13 -	56.951		
4 -	58.975	9 -	56.895	14 -	56.914		
5 -	58.335	10 -	57.052	15 -	<b>56.310</b>		

## BookATrack.com Caterham Super-Graduates QUALIFYING - LAP ANALYSIS

(contd.)

<b>73</b>	<b>Simon POWELL</b>	Caterham													
1 -	1:15.036	6 -	58.012	11 -	56.673	16 -	<b>56.264</b>								
2 -	1:00.640	7 -	58.324	12 -	57.429										
3 -	1:00.365	8 -	57.763	13 -	57.044										
4 -	58.552	9 -	56.794	14 -	56.602										
5 -	58.314	10 -	56.497	15 -	57.166										
<b>74</b>	<b>David JONES</b>	Caterham													
1 -	1:30.473	6 -	58.872	11 -	58.965										
2 -	1:03.704	7 -	58.844	12 -	58.786										
3 -	1:00.524	8 -	<b>58.160</b>	13 -	59.021										
4 -	59.620	9 -	58.225	14 -	58.208										
5 -	1:01.403	10 -	58.312	15 -	58.278										
<b>75</b>	<b>Sean WHELAN</b>	Caterham													
1 -	1:24.948	6 -	59.119	11 -	57.167	16 -	56.857								
2 -	1:00.630	7 -	58.416	12 -	<b>56.772</b>										
3 -	59.371	8 -	57.405	13 -	56.932										
4 -	1:00.165	9 -	56.839	14 -	56.929										
5 -	58.864	10 -	57.289	15 -	56.833										
<b>76</b>	<b>Martin GOSS</b>	Caterham													
1 -	1:28.027	6 -	1:00.081	11 -	58.979										
2 -	1:04.295	7 -	59.636	12 -	1:09.818										
3 -	1:05.051	8 -	59.217	13 -	58.813										
4 -	1:01.553	9 -	59.029	14 -	<b>58.371</b>										
5 -	1:02.370	10 -	59.314	15 -	58.425										
<b>79</b>	<b>Rob WINROW</b>	Caterham													
1 -	1:14.999	6 -	59.853	11 -	58.417										
2 -	1:04.687	7 -	1:01.003	12 -	<b>57.642</b>										
3 -	1:03.619	8 -	1:00.730	13 -	1:01.370										
4 -	1:02.005	9 -	58.872	14 -	58.805										
5 -	1:02.423	10 -	59.798	15 -	57.688										
<b>82</b>	<b>John PARKER</b>	Caterham													
1 -	1:28.372	6 -	57.792	11 -	56.571	16 -	58.581								
2 -	1:00.630	7 -	57.212	12 -	56.359										
3 -	59.329	8 -	56.290	13 -	56.235										
4 -	57.671	9 -	56.783	14 -	56.218										
5 -	59.122	10 -	56.655	15 -	<b>56.008</b>										


## BookATrack.com Caterham Super-Graduates QUALIFYING - LAP ANALYSIS

(contd.)

<b>88</b>	<b>James SYKES</b>					Caterham
1 -	1:23.116	6 -	58.757	11 -	58.163	
2 -	1:03.848	7 -	1:01.059	12 -	58.218	
3 -	1:03.182	8 -	59.650	13 -	58.593	
4 -	59.859	9 -	58.738	14 -	58.554	
5 -	59.175	10 -	58.677	15 -	<b>58.056</b>	
<b>89</b>	<b>Ross TAYLOR</b>					Caterham
1 -	6:33.191P	6 -	58.775			
2 -	1:15.562	7 -	59.877			
3 -	1:00.741	8 -	58.902			
4 -	1:00.186	9 -	59.070			
5 -	59.442	10 -	<b>57.480</b>			
<b>92</b>	<b>Simon FLETCHER</b>					Caterham
1 -	1:30.275	6 -	1:00.133	11 -	59.048	
2 -	1:02.663	7 -	59.912	12 -	58.808	
3 -	1:00.471	8 -	58.611	13 -	58.932	
4 -	1:00.460	9 -	58.540	14 -	<b>58.488</b>	
5 -	1:00.319	10 -	58.611	15 -	58.542	
<b>93</b>	<b>Andrew ASHEAD</b>					Caterham 7
1 -	1:27.829	6 -	57.198	11 -	56.323	
2 -	1:00.560	7 -	56.889	12 -	56.476	
3 -	59.793	8 -	56.866	13 -	56.381	
4 -	58.448	9 -	56.736	14 -	56.789	
5 -	58.317	10 -	56.831	15 -	<b>56.291</b>	
16 -	57.615					
<b>95</b>	<b>Garry MEIKLE</b>					Caterham
1 -	1:30.693	6 -	56.936	11 -	56.581	
2 -	1:00.342	7 -	57.020	12 -	<b>56.481</b>	
3 -	59.058	8 -	56.823	13 -	56.833	
4 -	58.035	9 -	57.099	14 -	56.520	
5 -	58.384	10 -	56.854	15 -	56.592	
16 -	56.880					
<b>96</b>	<b>Ricki WHITEHEAD</b>					Caterham 7
1 -	1:44.067	6 -	59.442	11 -	58.738	
2 -	1:02.852	7 -	1:00.036	12 -	58.585	
3 -	1:01.963	8 -	59.078	13 -	58.787	
4 -	59.792	9 -	58.991	14 -	58.346	
5 -	59.327	10 -	58.726	15 -	<b>58.248</b>	

**BookATrack.com Caterham Super-Graduates  
GRID - RACE 8**

ROW 9	76 GOSS	92 FLETCHER
ROW 8	74 JONES	96 WHITEHEAD
ROW 7	88 SYKES	53 OVERTON
ROW 6	89 TAYLOR	79 WINROW
ROW 5	75 WHELAN	58 THOMPSON
ROW 4	60 SOLAN	62 FARRELLY
ROW 3	70 POOLE	95 MEIKLE
ROW 2	73 POWELL	93 ASHEAD
ROW 1	66 GILLBANKS	82 PARKER
	<b>POLE</b>	



**Weather / Track : Cloudy / Dry**

**These results are provisional until the conclusion of any judicial and technical matters.**

Brands Hatch

Circuit Length = 1.2262 miles.

Start: 11:40 End: 11:55

Clerk Of Course:	Stewards:	Timekeeper:
------------------	-----------	-------------

## BookATrack.com Caterham Super-Graduates RACE CLASSIFICATION - RACE 8

POS	NO	CL	NAME	NAT	CAR	TIME	LAPS	GAP	MPH	BEST
1	93		Andrew ASHEAD		Caterham 7	20:48.903	22		77.81	55.991
2	70		Anthony POOLE		Caterham	20:49.761	22	0.858	77.76	55.789
3	82		John PARKER		Caterham	20:55.649	22	6.746	77.39	56.012
4	66		Matthew GILLBANKS		Caterham Super 7	20:56.413	22	7.510	77.34	55.996
5	62		Will FARRELLY		Caterham	20:56.420	22	7.517	77.34	55.963
6	95		Garry MEIKLE		Caterham	20:57.006	22	8.103	77.31	55.837
7	73		Simon POWELL		Caterham	20:57.053	22	8.150	77.31	55.638
8	75		Sean WHELAN		Caterham	21:08.352	22	19.449	76.62	56.395
9	58		Mark THOMPSON		Caterham	21:10.254	22	21.351	76.50	56.539
10	89		Ross TAYLOR		Caterham	21:13.829	22	24.926	76.29	56.534
11	53		Tom OVERTON		Caterham	21:14.883	22	25.980	76.22	56.905
12	79		Rob WINROW		Caterham	21:15.052	22	26.149	76.21	57.002
13	74		David JONES		Caterham	21:21.107	22	32.204	75.85	56.827
14	88		James SYKES		Caterham	21:24.754	22	35.851	75.64	57.190
15	96		Ricki WHITEHEAD		Caterham 7	21:25.276	22	36.373	75.61	57.144
16	92		Simon FLETCHER		Caterham	21:39.591	22	50.688	74.77	57.232
17	60		Mike SOLAN		Caterham	21:45.211	22	56.308	74.45	57.961
18	76		Martin GOSS		Caterham	21:00.757	21	1 LAP	73.58	57.544

### FASTEST LAP

73	Simon POWELL	Caterham	55.638	17	79.34mph	127.68kph
----	--------------	----------	--------	----	----------	-----------

Weather / Track : Cloudy / Dry

These results are provisional until the conclusion of any judicial and technical matters.

Brands Hatch

Circuit Length = 1.2262 miles.

Start: 17:18 End: 17:39

Clerk Of Course:	Stewards:	Timekeeper:
------------------	-----------	-------------

**BookATrack.com Caterham Super-Graduates  
RACE CLASSIFICATION - RACE 8 - LAP CHART**

Lap 1			Lap 2			Lap 3			Lap 4			Lap 5		
No	Behind	Laptime	No	Behind	Laptime	No	Behind	Laptime	No	Behind	Laptime	No	Behind	Laptime
73		1:04.050	73		57.409	66		56.206	66		56.248	66		56.616
66	0.091	1:04.141	66	0.069	57.387	73	0.764	57.039	70	1.276	56.761	93	0.971	56.293
70	0.300	1:04.350	93	0.547	56.828	70	0.763	56.472	93	1.294	56.395	70	1.797	57.137
82	0.983	1:05.033	70	0.566	57.675	93	1.147	56.875	73	2.309	57.793	82	2.498	56.618
93	1.128	1:05.178	82	1.264	57.690	82	1.988	56.999	82	2.496	56.756	73	3.341	57.648
62	2.090	1:06.140	95	1.477	56.768	62	2.111	56.327	62	2.699	56.836	62	3.345	57.262
95	2.118	1:06.168	62	2.059	57.378	95	2.405	57.203	95	3.165	57.008	95	3.715	57.166
75	3.120	1:07.170	53	2.991	57.282	75	4.551	57.792	75	5.466	57.163	75	5.562	56.712
53	3.118	1:07.168	75	3.034	57.323	53	4.550	57.834	53	5.938	57.636	53	6.475	57.153
79	4.358	1:08.408	79	4.994	58.045	79	6.793	58.074	79	8.295	57.750	79	9.956	58.277
58	4.504	1:08.554	58	5.766	58.671	74	6.987	57.383	58	9.111	57.903	58	10.005	57.510
89	4.693	1:08.743	74	5.879	58.434	58	7.456	57.965	74	10.031	59.292	74	10.985	57.570
74	4.854	1:08.904	89	6.348	59.064	89	7.995	57.922	89	10.300	58.553	89	11.392	57.708
96	5.430	1:09.480	96	6.598	58.577	96	8.611	58.288	96	10.656	58.293	96	12.402	58.362
88	5.617	1:09.667	88	7.081	58.873	88	8.967	58.161	88	10.896	58.177	88	12.598	58.318
92	6.411	1:10.461	92	7.582	58.580	92	9.910	58.603	92	11.202	57.540	92	12.859	58.273
76	10.231	1:14.281	60	14.964	1:01.237	60	16.711	58.022	60	18.947	58.484	60	20.634	58.303
60	11.136	1:15.186	76	18.063	1:05.241	76	21.260	59.472	76	26.051	1:01.039	76	28.460	59.025

# BookATrack.com Caterham Super-Graduates

## RACE CLASSIFICATION - RACE 8 - LAP CHART

(contd.)

Lap 6			Lap 7			Lap 8			Lap 9			Lap 10		
No	Behind	Laptime	No	Behind	Laptime	No	Behind	Laptime	No	Behind	Laptime	No	Behind	Laptime
66		56.423	93		56.042	93		57.153	93		56.923	93		56.146
93	0.639	56.091	66	0.002	56.683	70	0.131	56.335	70	0.343	57.135	70	0.527	56.330
70	1.256	55.882	70	0.949	56.374	66	0.597	57.748	82	0.838	56.591	82	0.890	56.198
82	2.265	56.190	82	1.635	56.051	82	1.170	56.688	66	1.105	57.431	66	1.244	56.285
62	3.220	56.298	62	2.608	56.069	62	1.750	56.295	62	1.467	56.640	62	1.830	56.509
95	3.623	56.331	95	2.779	55.837	95	2.031	56.405	95	1.832	56.724	95	2.252	56.566
73	4.725	57.807	73	5.149	57.105	73	4.876	56.880	73	4.570	56.617	73	4.802	56.378
75	5.989	56.850	75	5.931	56.623	75	5.878	57.100	75	5.634	56.679	75	5.969	56.481
53	7.631	57.579	53	8.472	57.522	53	9.073	57.754	53	9.800	57.650	53	11.271	57.617
58	11.048	57.466	58	11.099	56.732	58	11.026	57.080	58	10.906	56.803	58	11.299	56.539
79	11.657	58.124	79	12.298	57.322	79	12.407	57.262	79	12.506	57.022	79	13.443	57.083
74	12.369	57.807	74	13.305	57.617	74	13.642	57.490	89	13.812	57.004	89	14.601	56.935
89	12.684	57.715	89	13.696	57.693	89	13.731	57.188	74	14.331	57.612	74	15.012	56.827
96	14.104	58.125	92	15.392	57.843	92	15.471	57.232	92	16.111	57.563	92	17.766	57.801
92	14.230	57.794	96	15.855	58.432	96	16.256	57.554	96	17.068	57.735	96	18.702	57.780
88	14.628	58.453	88	16.231	58.284	88	16.885	57.807	88	18.029	58.067	88	19.073	57.190
60	22.510	58.299	60	24.063	58.234	60	25.148	58.238	60	26.383	58.158	60	28.198	57.961
76	31.577	59.540	76	34.286	59.390	76	36.393	59.260	76	39.061	59.591	76	41.923	59.008

# BookATrack.com Caterham Super-Graduates

## RACE CLASSIFICATION - RACE 8 - LAP CHART

(contd.)

Lap 11			Lap 12			Lap 13			Lap 14			Lap 15		
No	Behind	Laptime	No	Behind	Laptime	No	Behind	Laptime	No	Behind	Laptime	No	Behind	Laptime
93		56.207	93		56.532	93		56.393	93		56.480	93		56.168
70	1.530	57.210	70	1.403	56.405	70	1.522	56.512	70	1.126	56.084	70	0.985	56.027
82	1.780	57.097	82	2.018	56.770	82	2.171	56.546	82	2.004	56.313	82	1.950	56.114
66	1.891	56.854	62	2.497	56.943	62	2.226	56.122	62	2.729	56.983	62	3.033	56.472
62	2.086	56.463	66	2.644	57.285	66	2.477	56.226	66	2.818	56.821	66	3.115	56.465
95	2.486	56.441	95	3.060	57.106	95	3.004	56.337	95	3.306	56.782	95	3.536	56.398
73	5.075	56.480	73	4.737	56.194	73	4.462	56.118	73	3.868	55.886	73	3.871	56.171
75	6.157	56.395	75	6.462	56.837	75	7.399	57.330	75	8.485	57.566	75	9.652	57.335
58	12.045	56.953	58	12.531	57.018	58	12.966	56.828	58	13.325	56.839	58	14.559	57.402
53	12.531	57.467	53	12.904	56.905	53	13.782	57.271	53	14.877	57.575	53	16.128	57.419
79	14.238	57.002	79	14.824	57.118	79	15.668	57.237	89	16.962	57.673	89	17.328	56.534
89	15.143	56.749	89	15.319	56.708	89	15.769	56.843	79	17.277	58.089	79	18.160	57.051
74	16.553	57.748	74	17.295	57.274	74	18.321	57.419	74	19.000	57.159	74	20.779	57.947
92	19.534	57.975	92	20.929	57.927	88	22.740	57.832	88	23.820	57.560	88	25.273	57.621
96	19.798	57.303	96	21.066	57.800	96	24.045	59.372	96	24.709	57.144	96	25.826	57.285
88	20.243	57.377	88	21.301	57.590	92	30.722	1:06.186	92	32.469	58.227	92	34.866	58.565
60	30.022	58.031	60	31.744	58.254	60	33.595	58.244	60	36.268	59.153	60	39.838	59.738
76	44.567	58.851	76	46.372	58.337	76	48.657	58.678	76	50.770	58.593	76	54.019	59.417

# BookATrack.com Caterham Super-Graduates

## RACE CLASSIFICATION - RACE 8 - LAP CHART

(contd.)

Lap 16			Lap 17			Lap 18			Lap 19			Lap 20		
No	Behind	Laptime	No	Behind	Laptime	No	Behind	Laptime	No	Behind	Laptime	No	Behind	Laptime
93		55.991	93		56.294	93		56.123	93		56.228	93		56.153
70	0.999	56.005	76	1 LAP	59.131	70	1.375	55.903	70	1.106	55.959	70	0.742	55.789
82	2.255	56.296	70	1.595	56.890	62	3.478	56.896	62	4.280	57.030	62	5.304	57.177
62	3.036	55.994	82	1.973	56.012	66	3.922	57.101	82	4.377	56.320	82	5.310	57.086
66	3.120	55.996	62	2.705	55.963	82	4.285	58.435	66	4.386	56.692	66	5.437	57.204
95	3.507	55.962	66	2.944	56.118	95	4.690	57.424	95	4.802	56.340	73	6.075	57.300
73	4.234	56.354	95	3.389	56.176	76	1 LAP	59.994	73	4.928	56.250	95	6.093	57.444
75	11.187	57.526	73	3.578	55.638	73	4.906	57.451	76	1 LAP	57.748	76	1 LAP	57.544
58	16.139	57.571	75	12.482	57.589	75	13.591	57.232	75	15.161	57.798	75	16.765	57.757
53	17.956	57.819	58	16.887	57.042	58	17.894	57.130	58	18.575	56.909	58	19.662	57.240
89	18.107	56.770	89	19.312	57.499	89	20.284	57.095	89	21.742	57.686	89	22.659	57.070
79	19.453	57.284	53	19.334	57.672	53	20.501	57.290	53	22.177	57.904	53	23.396	57.372
74	22.534	57.746	79	20.516	57.357	79	21.671	57.278	79	22.746	57.303	79	23.885	57.292
88	26.950	57.668	74	23.438	57.198	74	25.188	57.873	74	26.623	57.663	74	28.545	58.075
96	27.415	57.580	88	28.239	57.583	88	29.595	57.479	88	30.979	57.612	88	32.517	57.691
92	37.365	58.490	96	28.660	57.539	96	29.959	57.422	96	31.174	57.443	96	32.633	57.612
60	42.622	58.775	92	39.525	58.454	92	41.904	58.502	92	44.476	58.800	92	46.774	58.451
			60	44.798	58.470	60	47.243	58.568	60	49.118	58.103	60	51.537	58.572

**BookATrack.com Caterham Super-Graduates**  
**RACE CLASSIFICATION - RACE 8 - LAP CHART**  
 (contd.)

Lap 21			Lap 22			Lap 23			Lap 24			Lap 25		
No	Behind	Laptime	No	Behind	Laptime	No	Behind	Laptime	No	Behind	Laptime	No	Behind	Laptime
93		56.228	93		56.182									
70	0.875	56.361	70	0.858	56.165									
82	6.043	56.961	82	6.746	56.885									
62	6.506	57.430	66	7.510	57.077									
66	6.615	57.406	62	7.517	57.193									
95	7.064	57.199	95	8.103	57.221									
73	7.234	57.387	73	8.150	57.098									
76	1 LAP	58.569	76	1 LAP	58.048									
75	18.057	57.520	75	19.449	57.574									
58	20.487	57.053	58	21.351	57.046									
89	23.655	57.224	89	24.926	57.453									
53	24.549	57.381	53	25.980	57.613									
79	24.875	57.218	79	26.149	57.456									
74	30.512	58.195	74	32.204	57.874									
88	34.596	58.307	88	35.851	57.437									
96	34.848	58.443	96	36.373	57.707									
92	48.901	58.355	92	50.688	57.969									
60	53.619	58.310	60	56.308	58.871									