



# **BARC CHAMPIONSHIP RACE DAY**

**Thruxton Circuit**

**27th September 2003**



**Results Provided by MST Sports Timing Ltd**  
***www.mstworld.com***

# Toyo Tyres Modified Production Saloons

## QUALIFYING - RACE 1

POS	NO	CL	DRIVER	NAT	CAR	TIME	LAPS	GAP	MPH
1	75	C	Nick WILLIAMSON		Peugeot 205 GTi	1:29.351	10		94.92
2	74	A	Neil PHILPOTTS		Mitsubishi Starion Turbo	1:30.923	4	1.572	93.28
3	31	C	Gareth PORTER		Peugeot 205 GTi	1:31.155	9	1.804	93.04
4	11	A	Chris RANDALL		BMW E28 M5	1:32.987	9	3.636	91.21
5	23	C	Neil ARMSTRONG		Honda Civic Type R	1:33.316	9	3.965	90.89
6	6	D	Timothy SAUNDERS		Honda Civic	1:33.664	9	4.313	90.55
7	33	A	Marc TAYLOR		Mitsubishi Starion	1:34.775	9	5.424	89.49
8	39	C	Miles HORNE		Peugeot 309 GTi 16	1:35.813	9	6.462	88.52
9	71	D	Denis BASSOM		Toyota Corolla GT	1:36.117	9	6.766	88.24
10	59	D	Rob COMPTON		Vauxhall Nova GSi	1:36.306	9	6.955	88.06
11	25	A	Stuart AMPHLETT		Volkswagen Golf VR6	1:36.471	9	7.120	87.91
12	17	D	Oliver ALLEN		Ford Fiesta	1:36.546	9	7.195	87.85
13	61	D	Paul GARDNER		Citroen Saxo VTS	1:36.756	9	7.405	87.66
14	47	D	David MEARS		Peugeot 205 GTi	1:36.993	9	7.642	87.44
15	41	C	Jonathan BETTS		Renault 5 GT Turbo	1:38.809	6	9.458	85.83
16	20	C	Sean RODERICK		Peugeot 205 GTi	1:40.786	8	11.435	84.15
17	49	C	Jon PAYNE		Talbot Lotus Sunbeam	1:42.142	5	12.791	83.03
18	37	D	Brian ALLEN		Ford Fiesta XR2i	1:44.464	8	15.113	81.19
19	29	D	David GILLINGHAM		Rover Metro GTi	1:46.362	7	17.011	79.74
20	69	C	Imran SHAIKH		Ford Capri	1:49.659	5	20.308	77.34

Cars 41 & 61 - Transponders not working

Weather / Track : Bright / Dry

These results are provisional until the conclusion of any judicial and technical matters.

Thruxton

Circuit Length = 2.3560 miles.

Start: 09:10 End: 09:25

Clerk of Course	Timekeeper:
-----------------	-------------

## Toyo Tyres Modified Production Saloons QUALIFYING LAP ANALYSIS - RACE 1

<b>6</b>	<b>Timothy SAUNDERS</b>	Honda Civic
1 - X:00.000	6 - 1:34.469	
2 - 1:50.717	7 - 1:34.260	
3 - 1:37.554	8 - 1:33.956	
4 - 1:35.630	9 - <b>1:33.664</b>	
5 - 1:35.692		
<b>11</b>	<b>Chris RANDALL</b>	BMW E28 M5
1 - X:00.000	6 - 1:35.866	
2 - 2:10.951P	7 - 1:35.019	
3 - 1:42.433	8 - <b>1:32.987</b>	
4 - 1:34.364	9 - 1:33.906	
5 - 1:35.309		
<b>17</b>	<b>Oliver ALLEN</b>	Ford Fiesta
1 - X:00.000	6 - 1:36.857	
2 - 1:43.319	7 - <b>1:36.546</b>	
3 - 1:40.351	8 - 1:37.106	
4 - 1:40.654	9 - 1:38.544	
5 - 1:37.446		
<b>20</b>	<b>Sean RODERICK</b>	Peugeot 205 GTi
1 - X:00.000	6 - <b>1:40.786</b>	
2 - 1:56.375	7 - 1:41.567	
3 - 1:49.327	8 - 1:41.658	
4 - 1:47.489		
5 - 1:41.926		
<b>23</b>	<b>Neil ARMSTRONG</b>	Honda Civic Type R
1 - X:00.000	6 - 1:37.150	
2 - 1:38.044	7 - 1:39.332	
3 - 1:37.897	8 - 1:35.629	
4 - 1:36.877	9 - <b>1:33.316</b>	
5 - 1:35.997		
<b>25</b>	<b>Stuart AMPHLETT</b>	Volkswagen Golf VR6
1 - X:00.000	6 - 1:37.881	
2 - 1:44.938	7 - <b>1:36.471</b>	
3 - 1:39.920	8 - 1:37.095	
4 - 1:38.829	9 - 1:36.741	
5 - 1:37.115		
<b>29</b>	<b>David GILLINGHAM</b>	Rover Metro GTi
1 - X:00.000	6 - 1:52.272	
2 - 1:50.477	7 - <b>1:46.362</b>	
3 - 1:47.503		
4 - 1:51.129		
5 - 1:50.211		

# Toyo Tyres Modified Production Saloons

## QUALIFYING LAP ANALYSIS - RACE 1

(contd.)

<b>31</b>	<b>Gareth PORTER</b>	Peugeot 205 GTi
1 - X:00.000	6 - 1:32.949	
2 - 1:35.901	7 - 1:31.388	
3 - 2:24.278P	8 - <b>1:31.155</b>	
4 - 1:40.619	9 - 1:56.732P	
5 - 1:33.585		
<b>33</b>	<b>Marc TAYLOR</b>	Mitsubishi Starion
1 - X:00.000	6 - 1:36.184	
2 - 1:42.022	7 - 1:34.850	
3 - 1:34.868	8 - 1:54.386	
4 - <b>1:34.775</b>	9 - 1:35.046	
5 - 1:35.104		
<b>37</b>	<b>Brian ALLEN</b>	Ford Fiesta XR2i
1 - X:00.000	6 - 1:47.434	
2 - 1:48.617	7 - 1:50.286	
3 - 1:47.695	8 - <b>1:44.464</b>	
4 - 1:46.257		
5 - 1:49.655		
<b>39</b>	<b>Miles HORNE</b>	Peugeot 309 GTi 16
1 - X:00.000	6 - 1:37.574	
2 - 1:49.932	7 - <b>1:35.813</b>	
3 - 1:42.204	8 - 1:37.580	
4 - 1:38.114	9 - 1:35.947	
5 - 1:36.951		
<b>41</b>	<b>Jonathan BETTS</b>	Renault 5 GT Turbo
1 - X:00.000	6 - <b>1:38.809</b>	
2 - 1:55.211		
3 - 1:49.339		
4 - 1:44.501		
5 - 1:41.287		
<b>47</b>	<b>David MEARS</b>	Peugeot 205 GTi
1 - X:00.000	6 - 1:39.776	
2 - 1:40.955	7 - 1:37.355	
3 - 1:40.529	8 - 1:37.710	
4 - 1:37.272	9 - <b>1:36.993</b>	
5 - 1:37.194		
<b>49</b>	<b>Jon PAYNE</b>	Talbot Lotus Sunbeam
1 - X:00.000		
2 - 1:51.778		
3 - <b>1:42.142</b>		
4 - 1:50.189		
5 - 1:44.183		

# Toyo Tyres Modified Production Saloons


## QUALIFYING LAP ANALYSIS - RACE 1

(contd.)

<b>59</b>	<b>Rob COMPTON</b>	Vauxhall Nova GSi
1 - X:00.000	6 - 1:36.653	
2 - 1:56.137	7 - 1:36.356	
3 - 1:47.161	8 - <b>1:36.306</b>	
4 - 1:40.421	9 - 1:37.278	
5 - 1:38.235		
<b>61</b>	<b>Paul GARDNER</b>	Citroen Saxo VTS
1 - X:00.000	6 - 1:37.215	
2 - 1:42.479	7 - 1:36.874	
3 - 1:39.121	8 - <b>1:36.756</b>	
4 - 1:38.782	9 - 1:39.254	
5 - 1:38.470		
<b>69</b>	<b>Imran SHAIKH</b>	Ford Capri
1 - X:00.000		
2 - 1:55.595		
3 - 1:53.170		
4 - 1:52.609		
5 - <b>1:49.659</b>		
<b>71</b>	<b>Denis BASSOM</b>	Toyota Corolla GT
1 - X:00.000	6 - <b>1:36.117</b>	
2 - 1:42.163	7 - 1:37.167	
3 - 1:37.210	8 - 1:39.133	
4 - 1:37.361	9 - 1:37.015	
5 - 1:36.379		
<b>74</b>	<b>Neil PHILPOTTS</b>	Mitsubishi Starion Turbo
1 - X:00.000		
2 - 1:31.818		
3 - <b>1:30.923</b>		
4 - 1:31.385		
<b>75</b>	<b>Nick WILLIAMSON</b>	Peugeot 205 GTi
1 - X:00.000	6 - 1:29.537	
2 - 1:33.860	7 - 1:32.974	
3 - 1:31.919	8 - 1:30.051	
4 - <b>1:29.351</b>	9 - 1:37.380	
5 - 1:31.441	10 - 1:31.409	

# Toyo Tyres Modified Production Saloons

## GRID - RACE 1

ROW 10	1:46.362 29 GILLINGHAM	1:49.659 69 SHAIKH
ROW 9	1:42.142 49 PAYNE	1:44.464 37 ALLEN
ROW 8	1:38.809 41 BETTS	1:40.786 20 RODERICK
ROW 7	1:36.756 61 GARDNER	1:36.993 47 MEARS
ROW 6	1:36.471 25 AMPHLETT	1:36.546 17 ALLEN
ROW 5	1:36.117 71 BASSOM	1:36.306 59 COMPTON
ROW 4	1:34.775 33 TAYLOR	1:35.813 39 HORNE
ROW 3	1:33.316 23 ARMSTRONG	1:33.664 6 SAUNDERS
ROW 2	1:31.155 31 PORTER	1:32.987 11 RANDALL
ROW 1	1:29.351 75 WILLIAMSON	1:30.923 74 PHILPOTTS
<b>POLE</b>		
		

Cars 41 & 61 - Transponders not working

Weather / Track : Bright / Dry

These results are provisional until the conclusion of any judicial and technical matters.

Thruxton

Circuit Length = 2.3560 miles.

Start: 09:10 End: 09:25

Clerk of Course

Timekeeper:

# Caterham Graduate Championship

## QUALIFYING - RACE 2

POS	NO	CL	DRIVER	NAT	CAR	TIME	LAPS	GAP	MPH
1	106		Matthew BURROWS		Caterham 7	1:35.941	9		88.40
2	104		Edward CHINN		Caterham 7	1:36.132	10	0.191	88.22
3	130		Charlie HUNT		Caterham 7	1:36.167	9	0.226	88.19
4	101		Andrew OUTTERSIDE		Caterham 7	1:36.339	10	0.398	88.03
5	110		Toby BRIANT		Caterham 7	1:36.376	10	0.435	88.00
6	134		Mike WELBURN		Caterham 7	1:36.554	9	0.613	87.84
7	139		Rory YOUNG		Caterham 7	1:36.907	9	0.966	87.52
8	144		Kevin SAYER		Caterham 7	1:37.144	9	1.203	87.31
9	103		James CAMPBELL		Caterham 7	1:37.255	9	1.314	87.21
10	102		Stuart SIMPSON		Caterham 7	1:37.348	9	1.407	87.12
11	129		John PARKER		Caterham 7	1:37.637	9	1.696	86.86
12	115		Martin OXBOROUGH		Caterham 7	1:37.711	9	1.770	86.80
13	111		Dean BURNS		Caterham 7	1:37.720	9	1.779	86.79
14	141		Phillipe EVRARD		Caterham 7	1:37.742	9	1.801	86.77
15	105		Graeme SMITH		Caterham 7	1:37.917	9	1.976	86.62
16	149		Declan DOLAN		Caterham 7	1:38.318	9	2.377	86.26
17	138		Rob RUSSELL		Caterham 7	1:38.882	9	2.941	85.77
18	119		John WEBSTER		Caterham 7	1:39.010	9	3.069	85.66
19	114		Andrew ADSHEAD		Caterham 7	1:39.110	9	3.169	85.57
20	108		Martin AMISON		Caterham 7	1:39.961	9	4.020	84.84
21	127		Mike SOLAN		Caterham 7	1:40.283	9	4.342	84.57
22	143		Russell MELROSE		Caterham 7	1:41.386	9	5.445	83.65
23	118		Kim RAYMENT		Caterham 7	1:41.431	9	5.490	83.61
24	123		Paul HARBACH		Caterham 7	1:43.462	8	7.521	81.97
25	117		Sheila MARSHALL		Caterham 7	1:43.906	8	7.965	81.62
26	147		Andrew MCINNES		Caterham 7	1:44.654	8	8.713	81.04
27	137		Giles WARDLE		Caterham 7	1:44.983	8	9.042	80.79
28	131		Darren GRAINGER		Caterham 7	1:46.536	8	10.595	79.61

Weather / Track : Cloudy / Dry

These results are provisional until the conclusion of any judicial and technical matters.

Thruxton

Circuit Length = 2.3560 miles.

Start: 09:34 End: 09:49

Clerk of Course	Timekeeper:
-----------------	-------------

## Caterham Graduate Championship QUALIFYING LAP ANALYSIS - RACE 2

<b>101</b>	<b>Andrew OUTTERSIDE</b>	Caterham 7
1 -	6:02.126	6 - 1:39.081
2 -	1:38.974	7 - 1:36.626
3 -	1:40.513	8 - <b>1:36.339</b>
4 -	1:37.762	9 - 1:37.520
5 -	1:37.573	10 - 1:36.550
<b>102</b>	<b>Stuart SIMPSON</b>	Caterham 7
1 -	6:08.980	6 - 1:38.688
2 -	1:39.875	7 - 1:39.688
3 -	1:39.304	8 - 1:38.494
4 -	1:39.423	9 - <b>1:37.348</b>
5 -	1:38.739	
<b>103</b>	<b>James CAMPBELL</b>	Caterham 7
1 -	6:15.320	6 - 1:40.094
2 -	1:44.801	7 - <b>1:37.255</b>
3 -	1:39.535	8 - 1:37.504
4 -	1:37.858	9 - 1:37.340
5 -	1:37.879	
<b>104</b>	<b>Edward CHINN</b>	Caterham 7
1 -	6:03.397	6 - 1:38.858
2 -	1:38.522	7 - <b>1:36.132</b>
3 -	1:38.910	8 - 1:36.339
4 -	1:38.211	9 - 1:36.954
5 -	1:38.191	10 - 1:38.649
<b>105</b>	<b>Graeme SMITH</b>	Caterham 7
1 -	6:05.211	6 - 1:40.989
2 -	1:39.363	7 - 1:45.225
3 -	1:38.863	8 - 1:40.524
4 -	<b>1:37.917</b>	9 - 1:39.044
5 -	1:38.892	
<b>106</b>	<b>Matthew BURROWS</b>	Caterham 7
1 -	6:35.219	6 - <b>1:35.941</b>
2 -	1:40.621	7 - 1:37.453
3 -	1:39.157	8 - 1:36.996
4 -	1:37.972	9 - 1:37.318
5 -	1:36.813	
<b>108</b>	<b>Martin AMISON</b>	Caterham 7
1 -	6:28.382	6 - <b>1:39.961</b>
2 -	1:59.142	7 - 1:40.382
3 -	1:43.355	8 - 1:40.997
4 -	1:42.412	9 - 1:41.891
5 -	1:41.062	

# Caterham Graduate Championship

## QUALIFYING LAP ANALYSIS - RACE 2

(contd.)

<b>110</b>	<b>Toby BRIANT</b>	Caterham 7
1 -	6:02.829	6 - 1:37.859
2 -	1:38.739	7 - 1:36.489
3 -	1:39.099	8 - 1:37.397
4 -	1:38.335	9 - <b>1:36.376</b>
5 -	1:38.556	10 - 1:36.613
<b>111</b>	<b>Dean BURNS</b>	Caterham 7
1 -	6:50.970	6 - 1:37.843
2 -	1:41.077	7 - 1:39.195
3 -	1:39.727	8 - <b>1:37.720</b>
4 -	1:40.818	9 - 1:37.886
5 -	1:39.849	
<b>114</b>	<b>Andrew ADSHEAD</b>	Caterham 7
1 -	6:44.070	6 - <b>1:39.110</b>
2 -	1:46.762	7 - 1:39.719
3 -	1:41.646	8 - 1:40.229
4 -	1:41.804	9 - 1:40.111
5 -	1:39.586	
<b>115</b>	<b>Martin OXBOROUGH</b>	Caterham 7
1 -	6:45.289	6 - 1:38.357
2 -	1:48.393	7 - 1:38.570
3 -	1:39.683	8 - <b>1:37.711</b>
4 -	1:39.466	9 - 1:38.234
5 -	1:38.377	
<b>117</b>	<b>Sheila MARSHALL</b>	Caterham 7
1 -	6:56.105	6 - <b>1:43.906</b>
2 -	1:49.597	7 - 1:44.671
3 -	1:47.289	8 - 1:44.117
4 -	1:46.992	
5 -	1:45.620	
<b>118</b>	<b>Kim RAYMENT</b>	Caterham 7
1 -	6:22.776	6 - 1:42.973
2 -	1:42.098	7 - 1:42.786
3 -	1:44.926	8 - 1:42.077
4 -	<b>1:41.431</b>	9 - 1:42.357
5 -	1:42.411	
<b>119</b>	<b>John WEBSTER</b>	Caterham 7
1 -	6:37.477	6 - 1:39.469
2 -	1:42.478	7 - <b>1:39.010</b>
3 -	1:39.281	8 - 1:39.589
4 -	1:40.493	9 - 1:39.803
5 -	1:40.545	

# Caterham Graduate Championship

## QUALIFYING LAP ANALYSIS - RACE 2

(contd.)

<b>123</b>	<b>Paul HARBACH</b>	Caterham 7
1 -	6:57.096	6 - 1:45.432
2 -	1:50.100	7 - 1:44.117
3 -	1:48.549	8 - <b>1:43.462</b>
4 -	1:47.202	
5 -	1:45.913	
<b>127</b>	<b>Mike SOLAN</b>	Caterham 7
1 -	6:29.473	6 - 1:42.480
2 -	1:46.327	7 - 1:41.827
3 -	1:43.242	8 - <b>1:40.283</b>
4 -	1:43.494	9 - 1:42.049
5 -	1:42.198	
<b>129</b>	<b>John PARKER</b>	Caterham 7
1 -	6:44.544	6 - 1:37.690
2 -	1:46.672	7 - 1:38.153
3 -	1:40.944	8 - 1:39.142
4 -	1:41.756	9 - 1:38.100
5 -	<b>1:37.637</b>	
<b>130</b>	<b>Charlie HUNT</b>	Caterham 7
1 -	6:21.863	6 - 1:37.502
2 -	1:39.367	7 - 1:37.415
3 -	1:37.865	8 - 1:37.168
4 -	1:37.045	9 - <b>1:36.167</b>
5 -	1:40.914	
<b>131</b>	<b>Darren GRAINGER</b>	Caterham 7
1 -	7:10.109	6 - 1:46.965
2 -	1:50.476	7 - <b>1:46.536</b>
3 -	1:47.729	8 - 1:47.197
4 -	1:52.267	
5 -	1:49.163	
<b>134</b>	<b>Mike WELBURN</b>	Caterham 7
1 -	6:19.131	6 - 1:37.865
2 -	1:42.008	7 - 1:39.208
3 -	1:39.040	8 - <b>1:36.554</b>
4 -	1:37.733	9 - 1:37.204
5 -	1:39.506	
<b>137</b>	<b>Giles WARDLE</b>	Caterham 7
1 -	6:41.888	6 - 1:45.427
2 -	1:51.254	7 - 1:47.647
3 -	1:50.778	8 - <b>1:44.983</b>
4 -	1:47.768	
5 -	1:46.888	

# Caterham Graduate Championship

## QUALIFYING LAP ANALYSIS - RACE 2

(contd.)


<b>138</b>	<b>Rob RUSSELL</b>	Caterham 7
1 -	6:25.071	6 - 1:39.466
2 -	1:40.594	7 - 1:38.892
3 -	1:41.081	8 - 1:40.043
4 -	1:39.748	9 - <b>1:38.882</b>
5 -	1:40.592	
<b>139</b>	<b>Rory YOUNG</b>	Caterham 7
1 -	6:14.354	6 - 1:38.087
2 -	1:42.261	7 - 1:37.619
3 -	1:39.983	8 - 1:37.251
4 -	1:40.725	9 - <b>1:36.907</b>
5 -	1:40.311	
<b>141</b>	<b>Phillipe EVRARD</b>	Caterham 7
1 -	6:36.528	6 - 1:49.794
2 -	1:39.992	7 - 1:38.048
3 -	1:40.332	8 - 1:39.106
4 -	1:38.018	9 - 1:38.002
5 -	<b>1:37.742</b>	
<b>143</b>	<b>Russell MELROSE</b>	Caterham 7
1 -	6:43.624	6 - 1:42.585
2 -	1:50.828	7 - 1:43.109
3 -	1:46.606	8 - <b>1:41.386</b>
4 -	1:45.921	9 - 1:41.939
5 -	1:43.880	
<b>144</b>	<b>Kevin SAYER</b>	Caterham 7
1 -	6:26.174	6 - 1:40.881
2 -	1:40.074	7 - <b>1:37.144</b>
3 -	1:39.959	8 - 1:39.586
4 -	1:40.539	9 - 1:39.820
5 -	1:39.834	
<b>147</b>	<b>Andrew MCINNES</b>	Caterham 7
1 -	7:01.064	6 - 1:45.965
2 -	1:50.717	7 - 1:45.596
3 -	1:46.907	8 - <b>1:44.654</b>
4 -	1:46.487	
5 -	1:46.193	
<b>149</b>	<b>Declan DOLAN</b>	Caterham 7
1 -	6:18.391	6 - 1:39.317
2 -	1:45.919	7 - <b>1:38.318</b>
3 -	1:44.775	8 - 1:40.308
4 -	1:40.261	9 - 1:39.169
5 -	1:38.618	

# Caterham Graduate Championship

## GRID - RACE 2

ROW 14	1:44.983	1:46.536
	137 WARDLE	131 GRAINGER
ROW 13	1:43.906	1:44.654
	117 MARSHALL	147 MCINNES
ROW 12	1:41.431	1:43.462
	118 RAYMENT	123 HARBACH
ROW 11	1:40.283	1:41.386
	127 SOLAN	143 MELROSE
ROW 10	1:39.110	1:39.961
	114 ADSHEAD	108 AMISON
ROW 9	1:38.882	1:39.010
	138 RUSSELL	119 WEBSTER
ROW 8	1:37.917	1:38.318
	105 SMITH	149 DOLAN
ROW 7	1:37.720	1:37.742
	111 BURNS	141 EVRARD
ROW 6	1:37.637	1:37.711
	129 PARKER	115 OXBOROUGH
ROW 5	1:37.255	1:37.348
	103 CAMPBELL	102 SIMPSON
ROW 4	1:36.907	1:37.144
	139 YOUNG	144 SAYER
ROW 3	1:36.376	1:36.554
	110 BRIANT	134 WELBURN
ROW 2	1:36.167	1:36.339
	130 HUNT	101 OUTTERSIDE
ROW 1	1:35.941	1:36.132
	106 BURROWS	104 CHINN

POLE



Weather / Track : Cloudy / Dry

These results are provisional until the conclusion of any judicial and technical matters.

Thruxton

Circuit Length = 2.3560 miles.

Start: 09:34 End: 09:49

Clerk of Course

Timekeeper:

# Citroen 2CV Championship

## QUALIFYING - RACE 3

POS	NO	CL	DRIVER	NAT	CAR	TIME	LAPS	GAP	MPH
1	2		Gary ADNITT		Citroen 2CV	1:58.466	8		71.59
2	97		Paul LEASON		Citroen 2CV	2:00.715	8	2.249	70.26
3	5		Philip MYATT		Citroen 2CV	2:01.012	8	2.546	70.08
4	7		Mick STOREY		Citroen 2CV	2:01.401	7	2.935	69.86
5	34		Neil THOMPSON		Citroen 2CV	2:01.466	8	3.000	69.82
6	3		Wayne COWLING		Citroen 2CV	2:01.639	8	3.173	69.72
7	69		Simon PEARSON		Citroen 2CV	2:01.670	8	3.204	69.71
8	62		Simon TURNER		Citroen 2CV	2:02.281	8	3.815	69.36
9	14		Trevor WILLIAMS		Citroen 2CV	2:03.904	8	5.438	68.45
10	6		Pete CARDELL-WILLIAM		Citroen 2CV	2:05.048	7	6.582	67.82
11	77		Jon DAVIS		Citroen 2CV	2:05.336	7	6.870	67.67
12	46		Allan GLIDE		Citroen 2CV	2:12.997	7	14.531	63.77
13	8		Katie CROUCHER		Citroen 2CV	2:13.745	7	15.279	63.41

Weather / Track : Cloudy / Dry

These results are provisional until the conclusion of any judicial and technical matters.

Thruxton

Circuit Length = 2.3560 miles.

Start: 09:56 End: 10:11

Clerk of Course	Timekeeper:
-----------------	-------------

## Citroen 2CV Championship

### QUALIFYING LAP ANALYSIS - RACE 3

<b>2</b>	<b>Gary ADNITT</b>	Citroen 2CV
1 -	6:31.932	6 - <b>1:58.466</b>
2 -	2:00.383	7 - 2:05.302
3 -	1:59.242	8 - 2:01.608
4 -	1:59.241	
5 -	2:03.998	
<b>3</b>	<b>Wayne COWLING</b>	Citroen 2CV
1 -	6:29.612	6 - 2:03.071
2 -	2:03.237	7 - 2:04.648
3 -	2:02.627	8 - <b>2:01.639</b>
4 -	2:04.061	
5 -	2:05.816	
<b>5</b>	<b>Philip MYATT</b>	Citroen 2CV
1 -	6:26.170	6 - <b>2:01.012</b>
2 -	2:02.219	7 - 2:03.028
3 -	2:01.177	8 - 2:04.379
4 -	2:01.402	
5 -	2:01.424	
<b>6</b>	<b>Pete CARDELL-WILLIAM</b>	Citroen 2CV
1 -	6:47.058	6 - 2:06.507
2 -	2:10.405	7 - 2:05.375
3 -	2:08.988	
4 -	<b>2:05.048</b>	
5 -	2:06.784	
<b>7</b>	<b>Mick STOREY</b>	Citroen 2CV
1 -	6:33.269	6 - 2:03.314
2 -	2:05.001	7 - <b>2:01.401</b>
3 -	2:49.778P	
4 -	2:38.518	
5 -	2:28.368	
<b>8</b>	<b>Katie CROUCHER</b>	Citroen 2CV
1 -	7:24.238	6 - <b>2:13.745</b>
2 -	2:28.011	7 - 2:16.364
3 -	2:20.647	
4 -	2:19.462	
5 -	2:20.443	
<b>14</b>	<b>Trevor WILLIAMS</b>	Citroen 2CV
1 -	6:28.598	6 - 2:05.323
2 -	2:06.123	7 - 2:06.684
3 -	<b>2:03.904</b>	8 - 2:16.230
4 -	2:04.114	
5 -	2:04.534	

# Citroen 2CV Championship


## QUALIFYING LAP ANALYSIS - RACE 3

(contd.)

<b>34</b>	<b>Neil THOMPSON</b>	Citroen 2CV6
1 -	6:27.114	6 - 2:04.528
2 -	2:07.421	7 - 2:03.792
3 -	2:01.829	8 - <b>2:01.466</b>
4 -	2:03.271	
5 -	2:04.939	
<b>46</b>	<b>Allan GLIDE</b>	Citroen 2CV
1 -	6:46.542	6 - <b>2:12.997</b>
2 -	2:17.932	7 - 2:14.058
3 -	2:15.836	
4 -	2:18.458	
5 -	2:14.685	
<b>62</b>	<b>Simon TURNER</b>	Citroen 2CV
1 -	6:28.240	6 - 2:03.977
2 -	2:07.195	7 - 2:05.337
3 -	<b>2:02.281</b>	8 - 2:02.281
4 -	2:02.926	
5 -	2:04.457	
<b>69</b>	<b>Simon PEARSON</b>	Citroen 2CV
1 -	6:28.838	6 - 2:03.529
2 -	2:04.661	7 - 2:05.672
3 -	2:02.381	8 - <b>2:01.670</b>
4 -	2:04.266	
5 -	2:04.378	
<b>77</b>	<b>Jon DAVIS</b>	Citroen 2CV
1 -	6:42.463	6 - 2:06.998
2 -	2:11.933	7 - 2:06.318
3 -	2:09.439	
4 -	2:08.534	
5 -	<b>2:05.336</b>	
<b>97</b>	<b>Paul LEASON</b>	Citroen 2CV
1 -	6:20.525	6 - <b>2:00.715</b>
2 -	2:05.681	7 - 2:08.963
3 -	2:03.732	8 - 2:12.279
4 -	2:01.508	
5 -	2:01.578	

# Citroen 2CV Championship

## GRID - RACE 3

ROW 7	2:13.745 8 CROUCHER	
ROW 6	2:05.336 77 DAVIS	2:12.997 46 GLIDE
ROW 5	2:03.904 14 WILLIAMS	2:05.048 6 CARDELL-WILLIAM
ROW 4	2:01.670 69 PEARSON	2:02.281 62 TURNER
ROW 3	2:01.466 34 THOMPSON	2:01.639 3 COWLING
ROW 2	2:01.012 5 MYATT	2:01.401 7 STOREY
ROW 1	1:58.466 2 ADNITT	2:00.715 97 LEASON
<b>POLE</b>		
		

Weather / Track : Cloudy / Dry

These results are provisional until the conclusion of any judicial and technical matters.

Thruxton  
Circuit Length = 2.3560 miles.  
Start: 09:56 End: 10:11

Clerk of Course		Timekeeper:
-----------------	--	-------------

# Pirelli Maranello Ferrari Challenge

## QUALIFYING - RACE 4

POS	NO	CL	DRIVER	NAT	CAR	TIME	LAPS	GAP	MPH
1	54	S	Lewis CARTER		Ferrari 360 Challenge	1:21.126	9		104.54
2	20	S	Chris NIARCHOS		Ferrari 360 Challenge	1:21.952	11	0.826	103.49
3	33	S	John SEALE		Ferrari 360 Challenge	1:22.215	11	1.089	103.16
4	24	S	Phil BURTON		Ferrari 360 Challenge	1:23.349	10	2.223	101.76
5	30	S	Terence COLEMAN		Ferrari 360 Challenge	1:23.849	10	2.723	101.15
6	23	C	Graham REEDER		Ferrari F355 Challenge	1:25.154	6	4.028	99.60
7	38	C	Ted REDDICK		Ferrari F355 Challenge	1:25.503	9	4.377	99.19
8	35	C	Mike FURNESS		Ferrari F355 Challenge	1:25.864	10	4.738	98.77
9	37	C	David BACK		Ferrari F355 Challenge	1:28.125	10	6.999	96.24
10	14	C	Bo MCCORMICK		Ferrari F355 Challenge	1:28.351	10	7.225	95.99
11	31	C	Mike REEDER		Ferrari F355 Challenge	1:29.571	10	8.445	94.69
12	27	C	Duncan MCKAY		Ferrari F355 Challenge	1:30.130	10	9.004	94.10
13	43	C	Witt GAMSKI		Ferrari F355 Challenge	1:30.466	9	9.340	93.75

Weather / Track : Cloudy / Dry

These results are provisional until the conclusion of any judicial and technical matters.

Thruxton

Circuit Length = 2.3560 miles.

Start: 10:22 End: 10:38

Clerk of Course	Timekeeper:
-----------------	-------------

## Pirelli Maranello Ferrari Challenge QUALIFYING LAP ANALYSIS - RACE 4

<b>14</b>	<b>Bo MCCORMICK</b>	Ferrari F355 Challenge
1 - 8:30.073	6 - <b>1:28.351</b>	
2 - 1:36.214	7 - 1:28.543	
3 - 1:32.112	8 - 1:28.705	
4 - 1:31.459	9 - 1:31.110	
5 - 1:29.470	10 - 1:28.546	
<b>20</b>	<b>Chris NIARCHOS</b>	Ferrari 360 Challenge
1 - 8:06.222	6 - 1:22.880	11 - 1:22.789
2 - 1:26.014	7 - 1:22.364	
3 - 1:22.367	8 - 1:23.550	
4 - 1:22.112	9 - 1:23.011	
5 - <b>1:21.952</b>	10 - 1:24.013	
<b>23</b>	<b>Graham REEDER</b>	Ferrari F355 Challenge
1 - 8:12.066	6 - <b>1:25.154</b>	
2 - 1:36.055		
3 - 1:29.511		
4 - 1:27.753		
5 - 1:25.831		
<b>24</b>	<b>Phil BURTON</b>	Ferrari 360 Challenge
1 - 8:04.552	6 - 1:24.991	
2 - 1:26.431	7 - 1:26.265	
3 - 1:24.446	8 - 1:26.444	
4 - <b>1:23.349</b>	9 - 1:25.674	
5 - 1:26.721	10 - 1:29.750	
<b>27</b>	<b>Duncan MCKAY</b>	Ferrari F355 Challenge
1 - 8:31.889	6 - 1:30.536	
2 - 1:35.545	7 - 1:30.681	
3 - 1:32.648	8 - 1:31.212	
4 - 1:30.943	9 - <b>1:30.130</b>	
5 - 1:30.459	10 - 1:31.347	
<b>30</b>	<b>Terence COLEMAN</b>	Ferrari 360 Challenge
1 - 8:05.772	6 - 1:24.339	
2 - 1:35.537	7 - 1:25.256	
3 - 1:24.407	8 - 1:25.860	
4 - 1:24.125	9 - 1:35.486	
5 - <b>1:23.849</b>	10 - 1:25.369	
<b>31</b>	<b>Mike REEDER</b>	Ferrari F355 Challenge
1 - 8:19.426	6 - 1:31.606	
2 - 1:34.302	7 - 1:31.960	
3 - 1:31.212	8 - 1:30.596	
4 - 1:32.338	9 - 1:33.884	
5 - 1:31.091	10 - <b>1:29.571</b>	


# Pirelli Maranello Ferrari Challenge

## QUALIFYING LAP ANALYSIS - RACE 4

(contd.)

<b>33</b>	<b>John SEALE</b>	Ferrari 360 Challenge
1 - 7:59.633	6 - 1:24.297	11 - 1:23.969
2 - 1:23.714	7 - 1:22.894	
3 - <b>1:22.215</b>	8 - 1:24.563	
4 - 1:22.269	9 - 1:25.223	
5 - 1:23.303	10 - 1:25.018	
<b>35</b>	<b>Mike FURNESS</b>	Ferrari F355 Challenge
1 - 8:15.394	6 - 1:26.954	
2 - 1:33.498	7 - 1:26.931	
3 - 1:29.402	8 - 1:26.587	
4 - 1:27.943	9 - <b>1:25.864</b>	
5 - 1:26.899	10 - 1:26.690	
<b>37</b>	<b>David BACK</b>	Ferrari F355 Challenge
1 - 8:32.834	6 - <b>1:28.125</b>	
2 - 1:35.347	7 - 1:29.172	
3 - 1:30.214	8 - 1:28.642	
4 - 1:30.358	9 - 1:32.133	
5 - 1:29.003	10 - 1:28.195	
<b>38</b>	<b>Ted REDDICK</b>	Ferrari F355 Challenge
1 - 8:13.465	6 - <b>1:25.503</b>	
2 - 1:33.722	7 - 1:29.682	
3 - 1:29.441	8 - 1:26.255	
4 - 1:27.046	9 - 1:25.579	
5 - 1:26.505		
<b>43</b>	<b>Witt GAMSKI</b>	Ferrari F355 Challenge
1 - 8:44.142	6 - 1:31.149	
2 - 1:35.867	7 - 1:32.665	
3 - 1:40.265	8 - <b>1:30.466</b>	
4 - 1:33.380	9 - 1:31.889	
5 - 1:30.971		
<b>54</b>	<b>Lewis CARTER</b>	Ferrari 360 Challenge
1 - 9:42.257P	6 - 1:21.445	
2 - 1:48.309	7 - 1:21.356	
3 - 1:24.830	8 - 1:21.522	
4 - 1:21.991	9 - 1:21.198	
5 - <b>1:21.126</b>		

**Pirelli Maranello Ferrari Challenge  
GRID - RACE 4 - AMENDED**

ROW 7	1:30.466 43 GAMSKI	4 ATTARD
ROW 6	1:29.571 31 REEDER	1:30.130 27 MCKAY
ROW 5	1:28.125 37 BACK	1:28.351 14 MCCORMICK
ROW 4	1:25.503 38 REDDICK	1:25.864 35 FURNESS
ROW 3	1:23.849 30 COLEMAN	1:25.154 23 REEDER
ROW 2	1:22.215 33 SEALE	1:23.349 24 BURTON
ROW 1	1:21.126 54 CARTER	1:21.952 20 NIARCHOS
<b>POLE</b>		
		

**Weather / Track : Cloudy / Dry**  
**These results are provisional until the conclusion of any judicial and technical matters.**

Thruxton  
 Circuit Length = 2.3560 miles.  
 Start: 10:22 End: 10:38

Clerk of Course		Timekeeper:
-----------------	--	-------------

# Caterham Super Graduates

## QUALIFYING - RACE 5

POS	NO	CL	DRIVER	NAT	CAR	TIME	LAPS	GAP	MPH
1	22	A	Jamie ELLWOOD		Caterham 7	1:29.449	10		94.82
2	20	A	Steve KNOX		Caterham 7	1:30.407	9	0.958	93.81
3	19	A	Rachel GREEN		Caterham 7	1:30.787	9	1.338	93.42
4	1	A	Simon LAMBERT		Caterham 7	1:31.356	9	1.907	92.84
5	9	A	Nick FROST		Caterham 7	1:31.501	10	2.052	92.69
6	21	A	George LONGMUIR		Caterham 7	1:31.615	10	2.166	92.57
7	18	A	Paul MANYWEATHERS		Caterham 7	1:32.112	10	2.663	92.07
8	30	A	Guy HALLEY		Caterham 7	1:32.361	10	2.912	91.83
9	12	A	Paul ALLEN		Caterham 7	1:32.677	9	3.228	91.51
10	2	A	Michaele APOSTOLIDES		Caterham 7	1:32.684	9	3.235	91.51
11	3	A	Chris BATTEN		Caterham 7	1:32.817	10	3.368	91.38
12	6	A	Franek LOW		Caterham 7	1:32.881	9	3.432	91.31
13	14	B	Nick HARYETT		Caterham 7	1:32.908	10	3.459	91.29
14	5	A	Sarah READER		Caterham 7	1:33.217	9	3.768	90.98
15	47	B	Andy BAYLIE		Caterham 7	1:33.267	10	3.818	90.93
16	50	A	Alexander TSAVALOS		Caterham 7	1:33.363	7	3.914	90.84
17	33	B	Campbell MCCLORY		Caterham 7	1:33.571	10	4.122	90.64
18	43	A	Tim JUMP		Caterham 7	1:34.038	10	4.589	90.19
19	8	A	Valerie DEIDERICHS		Caterham 7	1:34.100	6	4.651	90.13
20	44	A	Paul HUDSON		Caterham 7	1:34.224	9	4.775	90.01
21	45	B	Russell VEITCH		Caterham 7	1:34.268	9	4.819	89.97
22	23	A	Bob WILSON		Caterham 7	1:34.442	10	4.993	89.80
23	11	B	Alan WILLIAMSON		Caterham 7	1:34.797	9	5.348	89.47
24	40	B	Dan WHILEY		Caterham 7	1:35.043	9	5.594	89.24
25	32	B	John WATSON		Caterham 7	1:35.083	10	5.634	89.20
26	28	B	Geoff DIXON		Caterham 7	1:35.151	9	5.702	89.13
27	10	B	Brian BARRY		Caterham 7	1:35.450	9	6.001	88.85
28	42	A	Ian NOBLE		Caterham 7	1:35.787	9	6.338	88.54
29	36	A	Ian YEOMAN (1ST RES		Caterham 7	1:36.368	9	6.919	88.01
30	35	B	Richard ORMSON		Caterham 7	1:38.140	9	8.691	86.42
31	25	A	Michael STEPHENS		Caterham 7	1:38.249	8	8.800	86.32
32	15	A	Michael FESEMEYER		Caterham 7	1:38.499	9	9.050	86.10
33	29	A	James CARNE		Caterham 7	1:39.262	9	9.813	85.44
34	27	B	Tom OVERTON		Caterham 7	1:39.405	9	9.956	85.32
35	26	B	Iain MILLIGAN		Caterham 7	1:39.572	9	10.123	85.18

Weather / Track : Sunny / Dry  
 These results are provisional until the conclusion of any judicial and technical matters.

Thruxton  
 Circuit Length = 2.3560 miles.  
 Start: 10:45 End: 11:00

Clerk of Course	Timekeeper:
-----------------	-------------

# Caterham Super Graduates

## QUALIFYING LAP ANALYSIS - RACE 5

<b>1</b>	<b>Simon LAMBERT</b>	Caterham 7
1 -	2:32.971	6 - 1:33.396
2 -	1:32.879	7 - 1:33.400
3 -	1:39.630	8 - <b>1:31.356</b>
4 -	1:33.070	9 - 1:32.375
5 -	1:35.066	
<b>2</b>	<b>Michaele APOSTOLIDES</b>	Caterham 7
1 -	2:41.963	6 - 1:35.024
2 -	1:39.571	7 - 1:34.167
3 -	1:36.227	8 - <b>1:32.684</b>
4 -	1:38.140	9 - 1:35.332
5 -	1:34.769	
<b>3</b>	<b>Chris BATTEN</b>	Caterham 7
1 -	1:51.857	6 - 1:33.578
2 -	1:34.746	7 - 1:35.433
3 -	1:35.253	8 - 1:36.125
4 -	1:35.385	9 - <b>1:32.817</b>
5 -	1:32.915	10 - 1:38.752
<b>5</b>	<b>Sarah READER</b>	Caterham 7
1 -	2:35.950	6 - 1:33.533
2 -	1:40.854	7 - 1:52.066
3 -	1:36.599	8 - 1:33.636
4 -	1:34.697	9 - <b>1:33.217</b>
5 -	1:34.886	
<b>6</b>	<b>Franek LOW</b>	Caterham 7
1 -	2:41.427	6 - 1:34.584
2 -	1:38.416	7 - 1:35.728
3 -	1:34.595	8 - 1:33.539
4 -	1:33.357	9 - <b>1:32.881</b>
5 -	1:33.752	
<b>8</b>	<b>Valerie DEIDERICHS</b>	Caterham 7
1 -	2:40.348	6 - <b>1:34.100</b>
2 -	1:42.006	
3 -	1:40.059	
4 -	1:37.114	
5 -	1:34.264	
<b>9</b>	<b>Nick FROST</b>	Caterham 7
1 -	2:00.449	6 - 1:31.747
2 -	1:34.147	7 - 1:35.419
3 -	1:32.748	8 - 1:33.784
4 -	1:31.954	9 - <b>1:31.501</b>
5 -	1:31.509	10 - 1:31.626

# Caterham Super Graduates

## QUALIFYING LAP ANALYSIS - RACE 5

(contd.)

<b>10</b>	<b>Brian BARRY</b>	Caterham 7
1 -	2:28.363	6 - 1:36.085
2 -	1:42.646	7 - 1:37.623
3 -	1:37.679	8 - <b>1:35.450</b>
4 -	1:37.000	9 - 1:36.390
5 -	1:37.037	
<b>11</b>	<b>Alan WILLIAMSON</b>	Caterham 7
1 -	2:03.352	6 - 1:37.261
2 -	1:41.583	7 - 1:43.564
3 -	1:38.056	8 - 1:35.465
4 -	1:38.602	9 - <b>1:34.797</b>
5 -	1:38.590	
<b>12</b>	<b>Paul ALLEN</b>	Caterham 7
1 -	2:33.675	6 - 1:34.553
2 -	1:37.963	7 - 1:32.738
3 -	1:33.093	8 - <b>1:32.677</b>
4 -	1:33.732	9 - 1:33.132
5 -	1:33.098	
<b>14</b>	<b>Nick HARYETT</b>	Caterham 7
1 -	1:43.674	6 - 1:34.965
2 -	1:35.738	7 - 1:36.247
3 -	1:35.024	8 - 1:35.366
4 -	1:34.693	9 - 1:35.510
5 -	<b>1:32.908</b>	10 - 1:35.781
<b>15</b>	<b>Michael FESEMEYER</b>	Caterham 7
1 -	2:38.678	6 - <b>1:38.499</b>
2 -	1:44.699	7 - 1:43.002
3 -	1:48.049	8 - 1:47.865
4 -	1:41.165	9 - 1:40.120
5 -	1:41.421	
<b>18</b>	<b>Paul MANYWEATHERS</b>	Caterham 7
1 -	1:53.898	6 - 1:32.790
2 -	1:33.600	7 - 1:34.676
3 -	1:34.403	8 - 1:35.557
4 -	1:34.519	9 - <b>1:32.112</b>
5 -	1:33.091	10 - 1:35.077
<b>19</b>	<b>Rachel GREEN</b>	Caterham 7
1 -	2:40.708	6 - 1:32.857
2 -	1:38.726	7 - 1:34.735
3 -	1:31.488	8 - <b>1:30.787</b>
4 -	1:30.803	9 - 1:33.741
5 -	1:31.376	

# Caterham Super Graduates

## QUALIFYING LAP ANALYSIS - RACE 5

(contd.)

<b>20</b>	<b>Steve KNOX</b>	Caterham 7
1 -	2:41.026	6 - 1:33.478
2 -	1:36.101	7 - 1:32.218
3 -	1:32.801	8 - 1:31.920
4 -	1:32.084	9 - 1:36.719
5 -	<b>1:30.407</b>	
<b>21</b>	<b>George LONGMUIR</b>	Caterham 7
1 -	1:56.106	6 - 1:33.514
2 -	1:36.758	7 - 1:32.520
3 -	1:34.954	8 - 1:34.850
4 -	1:32.647	9 - 1:32.368
5 -	1:33.749	10 - <b>1:31.615</b>
<b>22</b>	<b>Jamie ELLWOOD</b>	Caterham 7
1 -	1:51.230	6 - 1:34.729
2 -	1:43.668	7 - 1:31.654
3 -	1:33.642	8 - 1:37.325
4 -	<b>1:29.449</b>	9 - 1:30.033
5 -	1:30.889	10 - 1:51.047
<b>23</b>	<b>Bob WILSON</b>	Caterham 7
1 -	2:05.082	6 - <b>1:34.442</b>
2 -	1:38.219	7 - 1:35.248
3 -	1:36.065	8 - 1:35.901
4 -	1:35.826	9 - 1:35.147
5 -	1:36.413	10 - 1:34.872
<b>25</b>	<b>Michael STEPHENS</b>	Caterham 7
1 -	2:30.835	6 - 1:38.594
2 -	1:49.773	7 - <b>1:38.249</b>
3 -	1:46.160	8 - 1:38.868
4 -	3:31.668	
5 -	1:43.386	
<b>26</b>	<b>Iain MILLIGAN</b>	Caterham 7
1 -	2:35.903	6 - 1:40.614
2 -	1:49.594	7 - 1:43.260
3 -	1:44.462	8 - <b>1:39.572</b>
4 -	1:44.271	9 - 1:41.750
5 -	1:41.802	
<b>27</b>	<b>Tom OVERTON</b>	Caterham 7
1 -	2:40.177	6 - 1:41.425
2 -	1:47.770	7 - 1:40.900
3 -	1:44.756	8 - <b>1:39.405</b>
4 -	1:42.983	9 - 1:42.388
5 -	1:41.099	

# Caterham Super Graduates

## QUALIFYING LAP ANALYSIS - RACE 5

(contd.)

<b>28</b>	<b>Geoff DIXON</b>	Caterham 7
1 - 2:04.694	6 - 1:37.551	
2 - 1:39.828	7 - 1:39.795	
3 - 1:39.406	8 - 1:36.713	
4 - 1:39.146	9 - <b>1:35.151</b>	
5 - 1:39.579		
<b>29</b>	<b>James CARNE</b>	Caterham 7
1 - 2:30.032	6 - 1:41.666	
2 - 1:49.964	7 - 1:42.067	
3 - 1:45.905	8 - <b>1:39.262</b>	
4 - 1:44.395	9 - 1:39.591	
5 - 1:44.418		
<b>30</b>	<b>Guy HALLEY</b>	Caterham 7
1 - 1:40.224	6 - 1:33.999	
2 - 1:41.848	7 - 1:33.300	
3 - 1:33.488	8 - 1:32.789	
4 - 1:32.535	9 - 1:32.611	
5 - 1:32.819	10 - <b>1:32.361</b>	
<b>32</b>	<b>John WATSON</b>	Caterham 7
1 - 1:57.642	6 - 1:37.243	
2 - 1:39.014	7 - 1:36.260	
3 - 1:37.496	8 - 1:35.982	
4 - 1:37.184	9 - <b>1:35.083</b>	
5 - 1:37.747	10 - 1:35.315	
<b>33</b>	<b>Campbell MCCLORY</b>	Caterham 7
1 - 1:48.171	6 - 1:34.683	
2 - 1:37.968	7 - 1:34.362	
3 - 1:36.504	8 - 1:34.400	
4 - 1:36.492	9 - 1:34.974	
5 - 1:34.797	10 - <b>1:33.571</b>	
<b>35</b>	<b>Richard ORMSON</b>	Caterham 7
1 - 2:45.565	6 - 1:42.328	
2 - 1:43.334	7 - 1:39.719	
3 - 1:44.824	8 - <b>1:38.140</b>	
4 - 1:47.094	9 - 1:41.179	
5 - 1:39.625		
<b>36</b>	<b>Ian YEOMAN (1ST RES)</b>	Caterham 7
1 - 2:37.466	6 - 1:40.203	
2 - 1:44.434	7 - 1:40.210	
3 - 1:45.414	8 - 1:38.096	
4 - 1:45.848	9 - <b>1:36.368</b>	
5 - 1:42.246		

# Caterham Super Graduates

## QUALIFYING LAP ANALYSIS - RACE 5

(contd.)

<b>40</b>	<b>Dan WHILEY</b>	Caterham 7
1 -	2:33.806	6 - 1:39.040
2 -	1:51.276	7 - 1:35.935
3 -	1:45.453	8 - 1:36.333
4 -	1:45.248	9 - <b>1:35.043</b>
5 -	1:46.460	
<b>42</b>	<b>Ian NOBLE</b>	Caterham 7
1 -	2:31.003	6 - 1:36.996
2 -	1:48.737	7 - 1:38.177
3 -	1:38.162	8 - <b>1:35.787</b>
4 -	1:38.953	9 - 1:37.557
5 -	1:37.845	
<b>43</b>	<b>Tim JUMP</b>	Caterham 7
1 -	1:55.672	6 - 1:34.463
2 -	1:39.621	7 - 1:34.492
3 -	1:36.506	8 - 1:34.478
4 -	1:34.372	9 - 1:35.288
5 -	<b>1:34.038</b>	10 - 1:37.106
<b>44</b>	<b>Paul HUDSON</b>	Caterham 7
1 -	2:38.323	6 - <b>1:34.224</b>
2 -	1:37.407	7 - 1:35.328
3 -	1:36.051	8 - 1:34.727
4 -	1:35.032	9 - 1:48.343
5 -	1:35.235	
<b>45</b>	<b>Russell VEITCH</b>	Caterham 7
1 -	2:31.524	6 - <b>1:34.268</b>
2 -	1:43.961	7 - 1:37.019
3 -	1:37.608	8 - 1:35.194
4 -	1:35.783	9 - 1:35.349
5 -	1:36.006	
<b>47</b>	<b>Andy BAYLIE</b>	Caterham 7
1 -	1:55.080	6 - 1:34.335
2 -	1:38.469	7 - 1:38.665
3 -	1:36.908	8 - <b>1:33.267</b>
4 -	1:34.801	9 - 1:34.322
5 -	1:35.599	10 - 1:44.683
<b>50</b>	<b>Alexander TSAVALOS</b>	Caterham 7
1 -	5:46.763	6 - <b>1:33.363</b>
2 -	1:37.329	7 - 1:36.592
3 -	1:35.693	
4 -	1:36.873	
5 -	1:36.388	

# Caterham Super Graduates

## GRID - RACE 5

ROW 17	1:39.405 27 OVERTON	1:39.572 26 MILLIGAN
ROW 16	1:38.499 15 FESEMEYER	1:39.262 29 CARNE
ROW 15	1:38.140 35 ORMSON	1:38.249 25 STEPHENS
ROW 14	1:35.450 10 BARRY	1:35.787 42 NOBLE
ROW 13	1:35.083 32 WATSON	1:35.151 28 DIXON
ROW 12	1:34.797 11 WILLIAMSON	1:35.043 40 WHILEY
ROW 11	1:34.268 45 VEITCH	1:34.442 23 WILSON
ROW 10	1:34.100 8 DEIDERICHS	1:34.224 44 HUDSON
ROW 9	1:33.571 33 MCCLORY	1:34.038 43 JUMP
ROW 8	1:33.267 47 BAYLIE	1:33.363 50 TSAVALOS
ROW 7	1:32.908 14 HARYETT	1:33.217 5 READER
ROW 6	1:32.817 3 BATTEN	1:32.881 6 LOW
ROW 5	1:32.677 12 ALLEN	1:32.684 2 APOSTOLIDES
ROW 4	1:32.112 18 MANYWEATHERS	1:32.361 30 HALLEY
ROW 3	1:31.501 9 FROST	1:31.615 21 LONGMUIR
ROW 2	1:30.787 19 GREEN	1:31.356 1 LAMBERT
ROW 1	1:29.449 22 ELLWOOD	1:30.407 20 KNOX
<b>POLE</b>		

Reserve - Car 36

Weather / Track : Sunny / Dry

These results are provisional until the conclusion of any judicial and technical matters.

Thruxton

Circuit Length = 2.3560 miles.

Start: 10:45 End: 11:00

Clerk of Course	Timekeeper:
-----------------	-------------

# European Endurance Racing Club

## QUALIFYING - RACE 6

POS	NO	CL	DRIVERS	NAT	CAR	TIME	LAPS	GAP	MPH
1	55	1	ROUSE/ROUSE		Mercedes DTM	1:19.468	20		106.73
2	42	1	MOORE/COX		BMW E36	1:20.383	19	0.915	105.51
3	18	2	COWGILL/LOCKIE		BMW E36	1:22.693	15	3.225	102.56
4	52	2	MIENS/SMAIL		BMW E46	1:24.652	19	5.184	100.19
5	35	2	ATTARD/WARD		Ferrari 360	1:24.926	13	5.458	99.87
6	16	3	LEMMER/KAYE		Honda Civic Type R	1:24.934	16	5.466	99.86
7	5	2	ALLEN/KEMPTON		BMW E46	1:26.581	17	7.113	97.96
8	7	1	GRANT/MOTT		BMW E30 DTM	1:26.901	8	7.433	97.60
9	49	3	MCINERNEY/MCINERNEY		Honda Integra Type R	1:27.374	17	7.906	97.07
10	36	3	GEORGE/PEAD		Honda Integra R	1:27.449	17	7.981	96.98
11	10	2	MCCORMICK/TBA		Ferrari 365	1:27.826	13	8.358	96.57
12	15	3	KETLEBOROUGH/ROBERTS		MGZR	1:27.940	17	8.472	96.44
13	53	2	REDDICK/BACK		Ferrari F355	1:28.060	14	8.592	96.31
14	22	2	FISKIN/WRIGHT		BMW E36 M3	1:28.205	18	8.737	96.15
15	75	2	ALLEN/WILSON		BMW Z3	1:28.376	14	8.908	95.97
16	40	3	STEPHENS/SMITH		BMW E30 M3	1:28.429	17	8.961	95.91
17	60	4	LEGGATE/BENHAM		MG ZR 160	1:28.852	17	9.384	95.45
18	27	1	DAVIES/PARSONS		Marcos GTTN	1:28.863	18	9.395	95.44
19	72	3	GRINSEIL/HUNTER		MG TF	1:29.527	17	10.059	94.73
20	48	2	OWEN/DELARONDE		BMW E36 M3	1:29.936	15	10.468	94.30
21	46	2	KNEE/SYMONDS		BMW E36 M3	1:30.295	18	10.827	93.93
22	50	4	WILMOTT/BENHAM		MG ZR 160	1:30.437	4	10.969	93.78
23	78	1	EDGERTON/GARLAND		Morgan Plus 8	1:30.720	17	11.252	93.49
24	97	4	Tony SCARLETT		MG ZR 160	1:30.937	15	11.469	93.26
25	34	4	HAMMERSLEY/DUNLOP		MG ZR 160	1:31.703	18	12.235	92.49
26	51	1	LITTLEJOHN/DIXON		Porsche 993T	1:32.170	10	12.702	92.02
27	41	4	ELLIOTT/WARNER		Renault Clio 16V	1:32.555	13	13.087	91.63
28	26	2	Andrew HOWARD		Super Mini 3.2	1:33.196	11	13.728	91.00
29	98	4	SCOTT/WATERWORTH		Ford Focus	1:33.413	13	13.945	90.79
30	11	1	KRAEMER/KRAEMER		Focus BTCC/B	1:33.430	13	13.962	90.78
31	65	3	GILLATT/FLETCHER		Vauxhall Vectra 16v	1:34.582	15	15.114	89.67
32	4	4	WILTSHIRE/ABBOTT		Ford Fiesta	1:34.691	12	15.223	89.57
33	43	4	HARRISON/RAY		MG ZR 160	1:35.139	17	15.671	89.15
34	44	4	BURTON/BURTON		Proton Coupe	1:35.493	16	16.025	88.81
35	30	4	HANDS/SALMON		Ford Fiesta	1:38.132	15	18.664	86.43
36	33	3	FRICK/FLATT		VW BEETLE RS	1:40.092	9	20.624	84.73
37	99	4	ROGERS/COX		Renault Clio 16V	1:40.289	7	20.821	84.57

Weather / Track : Sunny / Dry  
 These results are provisional until the conclusion of any judicial and technical matters.

Thruxton  
 Circuit Length = 2.3560 miles.  
 Start: 11:15 End: 11:45

Clerk of Course	Timekeeper:
-----------------	-------------

## European Endurance Racing Club QUALIFYING LAP ANALYSIS - RACE 6

<b>4</b>	<b>WILTSHIRE/ABBOTT</b>	Ford Fiesta			
1 - X:00.000	6 - <b>1:34.691</b>	11 - 1:38.995			
2 - 1:42.258	7 - 3:01.519P	12 - 1:36.100			
3 - 1:37.420	8 - 1:54.765				
4 - 1:38.942	9 - 1:41.277				
5 - 1:36.188	10 - 1:37.555				
<b>5</b>	<b>ALLEN/KEMPTON</b>	BMW E46			
1 - X:00.000	6 - 1:26.766	11 - 3:51.304P	16 - 1:28.502		
2 - 1:29.343	7 - 1:28.115	12 - 1:50.789	17 - <b>1:26.581</b>		
3 - 1:32.189	8 - 1:42.783P	13 - 1:30.830			
4 - 1:27.764	9 - 3:02.975	14 - 1:27.573			
5 - 1:26.763	10 - 1:26.888	15 - 1:29.003			
<b>7</b>	<b>GRANT/MOTT</b>	BMW E30 DTM			
1 - X:00.000	6 - 1:29.887				
2 - 1:33.820	7 - 1:30.043				
3 - 1:31.968	8 - 1:29.535				
4 - 1:33.171					
5 - <b>1:26.901</b>					
<b>10</b>	<b>MCCORMICK/TBA</b>	Ferrari 365			
1 - X:00.000	6 - 1:28.575	11 - 1:29.215			
2 - 1:33.916	7 - 1:28.763	12 - 1:28.139			
3 - 1:32.138	8 - 1:28.296	13 - 1:35.773			
4 - 1:28.157	9 - 1:30.480				
5 - <b>1:27.826</b>	10 - 1:28.160				
<b>11</b>	<b>KRAEMER/KRAEMER</b>	Focus BTCC/B			
1 - X:00.000	6 - 2:02.592	11 - 1:59.922			
2 - 1:36.842	7 - 1:56.327	12 - 1:48.450			
3 - <b>1:33.430</b>	8 - 1:54.873	13 - 1:43.259			
4 - 5:15.987P	9 - 1:52.304				
5 - 2:26.712	10 - 3:36.195P				
<b>15</b>	<b>KETLEBOROUGH/ROBERTS</b>	MGZR			
1 - X:00.000	6 - 1:47.920	11 - 1:28.720	16 - <b>1:27.940</b>		
2 - 1:31.340	7 - 1:38.395	12 - 1:31.440	17 - 1:28.712		
3 - 1:29.993	8 - 1:32.946	13 - 1:28.567			
4 - 1:31.515	9 - 1:29.463	14 - 1:28.424			
5 - 2:31.367P	10 - 1:29.328	15 - 1:29.035			
<b>16</b>	<b>LEMMER/KAYE</b>	Honda Civic Type R			
1 - X:00.000	6 - 1:53.578	11 - 1:27.891	16 - <b>1:24.934</b>		
2 - 1:34.116	7 - 1:25.731	12 - 1:27.188			
3 - 1:25.948	8 - 4:26.736P	13 - 1:25.060			
4 - 1:25.441	9 - 1:42.094	14 - 3:02.610P			
5 - 1:33.297	10 - 1:28.688	15 - 1:37.630			

# European Endurance Racing Club

## QUALIFYING LAP ANALYSIS - RACE 6

(contd.)

<b>18</b>	<b>COWGILL/LOCKIE</b>	BMW E36			
1 - X:00.000	6 - 1:34.752	11 - 1:25.465			
2 - 1:44.102	7 - 1:28.568	12 - 1:26.439			
3 - 1:33.859	8 - 3:51.878P	13 - 1:24.834			
4 - 1:29.417	9 - 1:48.275	14 - <b>1:22.693</b>			
5 - 1:30.691	10 - 1:27.642	15 - 1:23.815			
<b>22</b>	<b>FISKIN/WRIGHT</b>	BMW E36 M3			
1 - X:00.000	6 - 1:30.606	11 - 1:59.663	16 - <b>1:28.205</b>		
2 - 1:35.390	7 - 1:29.457	12 - 1:39.115	17 - 1:29.004		
3 - 1:33.051	8 - 1:30.356	13 - 1:37.979	18 - 1:28.979		
4 - 1:33.600	9 - 1:32.250	14 - 1:34.930			
5 - 1:29.726	10 - 3:32.158P	15 - 1:30.699			
<b>26</b>	<b>Andrew HOWARD</b>	Super Mini 3.2			
1 - X:00.000	6 - 1:33.791	11 - 1:55.602			
2 - 1:56.048	7 - 1:33.684				
3 - 1:44.391	8 - 1:34.104				
4 - 1:37.962	9 - 3:10.612P				
5 - <b>1:33.196</b>	10 - 1:45.213				
<b>27</b>	<b>DAVIES/PARSONS</b>	Marcos GTTN			
1 - X:00.000	6 - 1:29.521	11 - 1:34.573	16 - 1:36.278		
2 - 1:39.763	7 - 1:29.954	12 - 1:35.541	17 - 1:32.440		
3 - 1:35.715	8 - <b>1:28.863</b>	13 - 1:35.488	18 - 1:36.843		
4 - 1:32.139	9 - 2:30.110P	14 - 1:34.804			
5 - 1:33.893	10 - 1:52.067	15 - 1:40.174			
<b>30</b>	<b>HANDS/SALMON</b>	Ford Fiesta			
1 - X:00.000	6 - 1:53.997	11 - 1:39.783			
2 - 2:07.065	7 - 3:49.877P	12 - 1:38.795			
3 - 2:04.264	8 - 1:55.187	13 - 1:39.951			
4 - 1:58.425	9 - 1:42.905	14 - 1:38.755			
5 - 1:57.855	10 - 1:41.755	15 - <b>1:38.132</b>			
<b>33</b>	<b>FRICK/FLATT</b>	VW BEETLE RS			
1 - X:00.000	6 - 2:08.668				
2 - <b>1:40.092</b>	7 - 1:55.838				
3 - 4:32.554P	8 - 1:48.986				
4 - 1:41.949	9 - 1:45.556				
5 - 6:05.065P					
<b>34</b>	<b>HAMMERSLEY/DUNLOP</b>	MG ZR 160			
1 - X:00.000	6 - 1:34.878	11 - 1:34.977	16 - 1:35.542		
2 - 1:37.528	7 - 1:34.067	12 - 2:48.749P	17 - 1:31.755		
3 - 1:35.665	8 - 1:35.011	13 - 1:41.864	18 - <b>1:31.703</b>		
4 - 1:38.489	9 - 1:34.994	14 - 1:33.768			
5 - 1:35.020	10 - 1:37.691	15 - 1:32.836			

# European Endurance Racing Club

## QUALIFYING LAP ANALYSIS - RACE 6

(contd.)

<b>35</b>	<b>ATTARD/WARD</b>	Ferrari 360			
1 -	X:00.000	6 -	1:27.549	11 -	1:25.579
2 -	1:29.009	7 -	1:25.932	12 -	1:27.665
3 -	1:25.842	8 -	1:26.362	13 -	1:27.431
4 -	<b>1:24.926</b>	9 -	2:47.563P		
5 -	1:27.039	10 -	1:33.518		
<b>36</b>	<b>GEORGE/PEAD</b>	Honda Integra R			
1 -	X:00.000	6 -	<b>1:27.449</b>	11 -	1:56.264
2 -	1:35.152	7 -	1:30.165	12 -	1:38.210
3 -	1:31.303	8 -	1:28.901	13 -	1:35.105
4 -	1:32.002	9 -	1:27.582	14 -	1:34.087
5 -	1:28.215	10 -	5:28.371P	15 -	1:30.682
<b>40</b>	<b>STEPHENS/SMITH</b>	BMW E30 M3			
1 -	X:00.000	6 -	<b>1:28.429</b>	11 -	1:38.743
2 -	1:33.818	7 -	1:30.654	12 -	1:34.794
3 -	1:32.693	8 -	1:30.776	13 -	1:33.687
4 -	1:29.418	9 -	3:47.856P	14 -	1:33.684
5 -	1:32.220	10 -	1:49.326	15 -	1:35.439
<b>41</b>	<b>ELLIOTT/WARNER</b>	Renault Clio 16V			
1 -	X:00.000	6 -	1:35.521	11 -	1:47.493
2 -	1:43.891	7 -	1:33.699	12 -	1:43.003
3 -	1:40.465	8 -	1:36.076	13 -	1:40.581
4 -	1:40.913	9 -	<b>1:32.555</b>		
5 -	1:35.846	10 -	3:20.850P		
<b>42</b>	<b>MOORE/COX</b>	BMW E36			
1 -	X:00.000	6 -	1:20.664	11 -	1:22.614
2 -	1:24.276	7 -	2:57.060P	12 -	1:22.782
3 -	1:22.529	8 -	1:39.982	13 -	1:21.387
4 -	<b>1:20.383</b>	9 -	1:24.780	14 -	1:22.053
5 -	1:24.193	10 -	1:22.619	15 -	1:21.067
<b>43</b>	<b>HARRISON/RAY</b>	MG ZR 160			
1 -	X:00.000	6 -	1:41.153	11 -	1:40.194
2 -	1:41.882	7 -	1:38.021	12 -	1:40.524
3 -	1:39.763	8 -	1:37.617	13 -	1:36.212
4 -	1:41.455	9 -	3:07.439P	14 -	1:36.510
5 -	1:43.333	10 -	1:48.182	15 -	1:36.990
<b>44</b>	<b>BURTON/BURTON</b>	Proton Coupe			
1 -	X:00.000	6 -	1:37.093	11 -	1:39.626
2 -	1:48.516	7 -	<b>1:35.493</b>	12 -	1:37.472
3 -	1:46.581	8 -	1:37.388	13 -	1:38.946
4 -	1:40.668	9 -	3:36.544P	14 -	1:37.717
5 -	1:39.598	10 -	1:52.853	15 -	1:37.114

# European Endurance Racing Club

## QUALIFYING LAP ANALYSIS - RACE 6

(contd.)

<b>46</b>	<b>KNEE/SYMONDS</b>	BMW E36 M3			
1 - X:00.000	6 - <b>1:30.295</b>	11 - 1:37.993	16 - 1:35.038		
2 - 1:34.997	7 - 1:30.650	12 - 1:37.655	17 - 1:32.530		
3 - 1:30.781	8 - 1:31.956	13 - 1:36.088	18 - 1:31.344		
4 - 1:30.998	9 - 3:49.616P	14 - 1:31.436			
5 - 1:42.349	10 - 1:53.562	15 - 1:32.438			
<b>48</b>	<b>OWEN/DELARONDE</b>	BMW E36 M3			
1 - X:00.000	6 - <b>1:29.936</b>	11 - 1:31.274			
2 - 1:36.020	7 - 1:33.595	12 - 1:31.497			
3 - 1:32.561	8 - 4:25.990P	13 - 3:35.231P			
4 - 1:30.075	9 - 1:42.374	14 - 1:40.898			
5 - 1:30.619	10 - 1:31.644	15 - 1:31.430			
<b>49</b>	<b>MCINERNEY/MCINERNEY</b>	Honda Integra Type R			
1 - X:00.000	6 - 1:30.307	11 - 1:47.083	16 - 1:28.811		
2 - 1:37.193	7 - 1:30.823	12 - 1:29.812	17 - 1:27.379		
3 - 1:33.762	8 - 1:31.840	13 - 1:28.189			
4 - 1:35.102	9 - 1:32.805	14 - <b>1:27.374</b>			
5 - 1:32.364	10 - 4:35.578P	15 - 1:28.546			
<b>50</b>	<b>WILMOTT/BENHAM</b>	MG ZR 160			
1 - X:00.000					
2 - 2:00.909					
3 - <b>1:30.437</b>					
4 - 1:31.527					
<b>51</b>	<b>LITTLEJOHN/DIXON</b>	Porsche 993T			
1 - X:00.000	6 - 1:39.661				
2 - 1:52.156	7 - 4:46.340P				
3 - 1:47.125	8 - 1:58.121				
4 - 1:45.055	9 - 1:36.056				
5 - 1:39.386	10 - <b>1:32.170</b>				
<b>52</b>	<b>MIENS/SMAIL</b>	BMW E46			
1 - X:00.000	6 - 1:25.751	11 - 1:27.634	16 - 1:25.576		
2 - 1:44.629	7 - 1:29.732	12 - 1:29.462	17 - <b>1:24.652</b>		
3 - 1:33.923	8 - 1:28.902	13 - 1:30.820	18 - 1:29.456		
4 - 1:33.620	9 - 1:29.047	14 - 1:26.270	19 - 1:26.155		
5 - 1:28.188	10 - 1:25.684	15 - 1:45.584			
<b>53</b>	<b>REDDICK/BACK</b>	Ferrari F355			
1 - X:00.000	6 - 1:28.538	11 - 1:41.923			
2 - 1:35.446	7 - <b>1:28.060</b>	12 - 6:25.715P			
3 - 1:32.614	8 - 1:28.855	13 - 1:46.601			
4 - 1:28.132	9 - 4:01.602P	14 - 1:44.016			
5 - 1:28.508	10 - 1:51.868				

# European Endurance Racing Club

## QUALIFYING LAP ANALYSIS - RACE 6

(contd.)

<b>55</b>	<b>ROUSE/ROUSE</b>	Mercedes DTM			
1 - X:00.000	6 - 1:25.836	11 - 1:25.825	16 - 1:20.858		
2 - 1:28.384	7 - 3:47.098P	12 - 1:23.945	17 - 1:21.635		
3 - 1:26.493	8 - X:00.000	13 - 1:25.852	18 - 1:21.355		
4 - 1:20.650	9 - 1:49.301	14 - 1:22.829	19 - 1:23.711		
5 - <b>1:19.468</b>	10 - 1:26.390	15 - 1:21.473	20 - 1:21.275		
<b>60</b>	<b>LEGGATE/BENHAM</b>	MG ZR 160			
1 - X:00.000	6 - 1:43.671	11 - 1:30.851	16 - 1:29.895		
2 - 2:00.619	7 - 1:42.747	12 - 1:31.016	17 - <b>1:28.852</b>		
3 - 1:57.131	8 - 1:43.614	13 - 1:36.020			
4 - 1:52.264	9 - 3:01.252P	14 - 1:30.837			
5 - 1:45.738	10 - 1:36.665	15 - 1:30.027			
<b>65</b>	<b>GILLATT/FLETCHER</b>	Vauxhall Vectra 16v			
1 - X:00.000	6 - <b>1:34.582</b>	11 - 1:42.693			
2 - 1:43.237	7 - 1:35.552	12 - 1:40.370			
3 - 1:38.348	8 - 5:39.457P	13 - 1:39.072			
4 - 1:40.623	9 - 1:59.702	14 - 1:37.297			
5 - 1:36.150	10 - 1:44.908	15 - 1:37.871			
<b>72</b>	<b>GRINSEIL/HUNTER</b>	MG TF			
1 - X:00.000	6 - 1:32.324	11 - 3:30.319P	16 - 1:38.092		
2 - 1:34.505	7 - <b>1:29.527</b>	12 - 1:55.951	17 - 1:37.505		
3 - 1:31.047	8 - 1:30.774	13 - 1:42.550			
4 - 1:32.979	9 - 1:30.750	14 - 1:39.849			
5 - 1:32.843	10 - 1:30.531	15 - 1:38.555			
<b>75</b>	<b>ALLEN/WILSON</b>	BMW Z3			
1 - X:00.000	6 - 3:28.935P	11 - 3:05.020P			
2 - 1:36.871	7 - 2:53.813	12 - 1:44.726			
3 - 1:34.961	8 - 1:30.716	13 - <b>1:28.376</b>			
4 - 4:27.285P	9 - 1:32.924	14 - 1:28.759			
5 - 1:59.062	10 - 1:30.192				
<b>78</b>	<b>EDGERTON/GARLAND</b>	Morgan Plus 8			
1 - X:00.000	6 - 1:33.133	11 - 3:34.174P	16 - 1:34.032		
2 - 1:44.738	7 - 1:46.631	12 - 1:50.075	17 - 1:34.587		
3 - 1:35.355	8 - <b>1:30.720</b>	13 - 1:35.098			
4 - 1:34.357	9 - 1:30.799	14 - 1:35.523			
5 - 1:34.481	10 - 1:31.206	15 - 1:36.563			
<b>97</b>	<b>Tony SCARLETT</b>	MG ZR 160			
1 - X:00.000	6 - 1:41.566	11 - 1:32.069			
2 - 1:48.034	7 - 1:32.666	12 - 1:33.589			
3 - 1:42.814	8 - 1:32.478	13 - 1:35.423			
4 - 1:37.504	9 - 1:32.233	14 - <b>1:30.937</b>			
5 - 2:45.456P	10 - 1:33.086	15 - 1:31.399			

# European Endurance Racing Club QUALIFYING LAP ANALYSIS - RACE 6

(contd.)

<b>98</b>	<b>SCOTT/WATERWORTH</b>	Ford Focus
1 - X:00.000	6 - 1:46.898	11 - 1:45.404
2 - 1:48.171	7 - 1:43.957	12 - 1:33.989
3 - 1:45.340	8 - 3:24.277P	13 - <b>1:33.413</b>
4 - 1:44.933	9 - 4:14.621P	
5 - 1:46.663	10 - 5:31.173P	
<b>99</b>	<b>ROGERS/COX</b>	Renault Clio 16V
1 - X:00.000	6 - X:00.000P	
2 - 1:48.515	7 - 2:21.096	
3 - 1:43.136		
4 - <b>1:40.289</b>		
5 - 1:42.252		

# European Endurance Racing Club

## GRID - RACE 6 - AMENDED

ROW 18	1:40.092 33 FRICK/FLATT	1:40.289 99 ROGERS/COX
ROW 17	1:35.493 44 BURTON/BURTON	1:38.132 30 HANDS/SALMON
ROW 16	1:34.691 4 WILTSHIRE/ABBOTT	1:35.139 43 HARRISON/RAY
ROW 15	1:33.430 11 KRAEMER/KRAEMER	1:34.582 65 GILLATT/FLETCHER
ROW 14	1:33.196 26 HOWARD	1:33.413 98 SCOTT/WATERWORTH
ROW 13	1:32.170 51 LITTLEJOHN/DIXON	1:32.555 41 ELLIOTT/WARNER
ROW 12	1:30.937 97 SCARLETT/WILMOTT	1:31.703 34 HAMMERSLEY/DUNLOP
ROW 11	1:30.295 46 KNEE/SYMONDS	1:30.720 78 EDGERTON/GARLAND
ROW 10	1:29.527 72 GRINSEIL/HUNTER	1:29.936 48 OWEN/DELARONDE
ROW 9	1:28.852 60 LEGGATE/BENHAM	1:28.863 27 DAVIES/PARSONS
ROW 8	1:28.376 75 ALLEN/WILSON	1:28.429 40 STEPHENS/SMITH
ROW 7	1:28.060 53 REDDICK/BACK	1:28.205 22 FISKIN/WRIGHT
ROW 6	1:27.826 10 MCCORMICK	1:27.940 15 KETLEBOROUGH/ROBERTS
ROW 5	1:27.374 49 MCINERNEY/MCINERNEY	1:27.449 36 GEORGE/PEAD
ROW 4	1:26.581 5 ALLEN/KEMPTON	1:26.901 7 GRANT/MOTT
ROW 3	1:24.926 35 ATTARD/WARD	1:24.934 16 LEMMER/KAYE
ROW 2	1:22.693 18 COWGILL/LOCKIE	1:24.652 52 MIENS/SMAIL
ROW 1	1:19.468 55 ROUSE/ROUSE	1:20.383 42 MOORE/COX

POLE

Car 50 Withdrawn  
Weather / Track : Sunny / Dry

MST sports timing

Thruxton  
Circuit Length = 2.3560 miles.  
Start: 11:15 End: 11:45

Clerk of Course		Timekeeper:
-----------------	--	-------------

# Toyo Tyres Modified Production Saloons

## RACE CLASSIFICATION - RACE 1

POS	NO	CL	DRIVER	NAT	CAR	TIME	LAPS	GAP	MPH	BEST
1	31	C	<b>Gareth PORTER</b>		Peugeot 205 GTi	15:31.420	10		91.06	1:30.701
2	11	A	<b>Chris RANDALL</b>		BMW E28 M5	15:36.550	10	5.130	90.56	1:31.592
3	33	A	<b>Marc TAYLOR</b>		Mitsubishi Starion	15:41.397	10	9.977	90.09	1:32.711
4	6	D	<b>Timothy SAUNDERS</b>		Honda Civic	15:48.319	10	16.899	89.43	1:32.542
5	75	C	<b>Nick WILLIAMSON</b>		Peugeot 205 GTi	15:54.382	10	22.962	88.87	1:30.965
6	17	D	<b>Oliver ALLEN</b>		Ford Fiesta	16:06.446	10	35.026	87.76	1:33.884
7	25	A	<b>Stuart AMPHLETT</b>		Volkswagen Golf VR6	16:08.724	10	37.304	87.55	1:34.687
8	71	D	<b>Denis BASSOM</b>		Toyota Corolla GT	16:08.850	10	37.430	87.54	1:34.630
9	47	D	<b>David MEARS</b>		Peugeot 205 GTi	16:26.122	10	54.702	86.01	1:36.416
10	61	D	<b>Paul GARDNER</b>		Citroen Saxo VTS	16:30.823	10	59.403	85.60	1:36.001
11	20	C	<b>Sean RODERICK</b>		Peugeot 205 GTi	16:35.984	10	1:04.564	85.15	1:35.894
12	37	D	<b>Brian ALLEN</b>		Ford Fiesta XR2i	15:43.859	9	1 LAP	80.87	1:41.934
13	29	D	<b>David GILLINGHAM</b>		Rover Metro GTi	16:31.361	9	1 LAP	77.00	1:46.140
14	59	D	<b>Rob COMPTON</b>		Vauxhall Nova GSi	16:33.193	9	1 LAP	76.85	1:36.358
15	41	C	<b>Jonathan BETTS</b>		Renault 5 GT Turbo	16:52.795	8	2 LAPS	66.99	1:49.538

### NOT CLASSIFIED

39	C	<b>Miles HORNE</b>		Peugeot 309 GTi 16	4:56.574	3	D.N.F.	85.79	1:36.353
49	C	<b>Jon PAYNE</b>		Talbot Lotus Sunbeam	5:04.847	3	D.N.F.	83.46	1:37.130
74	A	<b>Neil PHILPOTTS</b>		Mitsubishi Starion Turbo	1:41.051	1	D.N.F.	83.93	1:41.051
23	C	<b>Neil ARMSTRONG</b>		Honda Civic Type R	2:33.094	1	D.N.F.	55.40	
69	C	<b>Imran SHAIKH</b>		Ford Capri		0	D.N.F.	N/A	

### FASTEST LAP

31	C	<b>Gareth PORTER</b>		Peugeot 205 GTi	1:30.701	10	93.51mph	150.49kph
11	A	<b>Chris RANDALL</b>		BMW E28 M5	1:31.592	7	92.60mph	149.02kph
6	D	<b>Timothy SAUNDERS</b>		Honda Civic	1:32.542	4	91.65mph	147.49kph

Weather / Track : Bright / Dry  
 These results are provisional until the conclusion of any judicial and technical matters.

Thruxton  
 Circuit Length = 2.3560 miles.  
 Start: 12:04 End: 12:20

Clerk of Course	Timekeeper:
-----------------	-------------

# Toyo Tyres Modified Production Saloons

## LAP CHART - RACE 1

Lap 1			Lap 2			Lap 3			Lap 4			Lap 5		
No	Behind	Laptime	No	Behind	Laptime	No	Behind	Laptime	No	Behind	Laptime	No	Behind	Laptime
11		1:39.356	11		1:33.968	11		1:33.172	31		1:32.860	31		1:33.212
31	0.821	1:40.177	31	0.406	1:33.553	31	0.443	1:33.209	11	0.397	1:33.700	75	0.887	1:33.338
75	1.347	1:40.703	75	1.073	1:33.694	75	1.169	1:33.268	75	0.761	1:32.895	11	1.320	1:34.135
74	1.695	1:41.051	33	1.920	1:34.006	33	1.670	1:32.922	33	1.543	1:33.176	33	2.343	1:34.012
33	1.882	1:41.238	6	3.422	1:34.700	59	1 LAP	2:36.178P	6	2.799	1:32.542	6	3.525	1:33.938
6	2.690	1:42.046	39	6.448	1:36.353	6	3.560	1:33.310	25	18.546	1:36.620	25	20.673	1:35.339
39	4.063	1:43.419	71	10.971	1:37.116	39	10.078	1:36.802	71	19.313	1:37.435	71	21.309	1:35.208
71	7.823	1:47.179	25	11.417	1:36.807	71	15.181	1:37.382	17	19.873	1:37.536	17	21.791	1:35.130
17	8.255	1:47.611	17	11.552	1:37.265	25	15.229	1:36.984	47	23.373	1:38.943	47	27.228	1:37.067
47	8.361	1:47.717	47	12.970	1:38.577	17	15.640	1:37.260	59	1 LAP	1:53.582	59	1 LAP	1:41.388
25	8.578	1:47.934	49	13.671	1:37.130	47	17.733	1:37.935	61	24.735	1:38.500	61	32.126	1:40.603
41	10.182	1:49.538	61	15.654	1:38.212	49	18.351	1:37.852	41	1 LAP	1:59.193	20	35.181	1:37.882
49	10.509	1:49.865	20	17.109	1:38.280	61	19.538	1:37.056	20	30.511	1:38.528	41	1 LAP	2:01.270
61	11.410	1:50.766	37	24.309	1:41.934	20	25.286	1:41.349	37	44.615	1:43.394	37	55.006	1:43.603
20	12.797	1:52.153	29	35.315	1:48.571	37	34.524	1:43.387	29	1:08.254	1:50.457	29	1:24.145	1:49.103
37	16.343	1:55.699	41	1:32.177	2:55.963	29	51.100	1:48.957						
29	20.712	2:00.068												
59	34.184	2:13.540												
23	53.738	2:33.094P												

Weather / Track : Bright / Dry

Thruxton  
 Circuit Length = 2.3560 miles.  
 Start: 12:04 End: 12:20

# Toyo Tyres Modified Production Saloons

## LAP CHART - RACE 1

(contd.)

Lap 6			Lap 7			Lap 8			Lap 9			Lap 10		
No	Behind	Laptime	No	Behind	Laptime	No	Behind	Laptime	No	Behind	Laptime	No	Behind	Laptime
31		1:31.771	31		1:31.987	75		1:31.667	31		1:31.689	31		1:30.701
75	1.348	1:32.232	75	0.326	1:30.965	31	0.268	1:32.261	75	1.774	1:33.731	11	5.130	1:32.861
11	2.246	1:32.697	11	1.851	1:31.592	11	1.978	1:32.120	11	2.970	1:32.949	33	9.977	1:33.853
33	3.584	1:33.012	33	4.308	1:32.711	33	5.918	1:33.603	33	6.825	1:32.864	37	1 LAP	1:46.318
6	4.527	1:32.773	6	6.447	1:33.907	6	8.170	1:33.716	6	11.202	1:34.989	6	16.899	1:36.398
25	23.903	1:35.001	29	1 LAP	1:50.613	41	2 LAPS	1:58.523	17	31.268	1:33.884	75	22.962	1:51.889
71	24.203	1:34.665	25	26.603	1:34.687	29	1 LAP	1:46.379	25	32.819	1:35.365	17	35.026	1:34.459
17	24.923	1:34.903	71	26.846	1:34.630	17	29.341	1:34.111	71	33.012	1:35.264	25	37.304	1:35.186
47	32.619	1:37.162	17	27.223	1:34.287	25	29.411	1:34.801	41	2 LAPS	2:01.447	71	37.430	1:35.119
61	37.971	1:37.616	47	37.403	1:36.771	71	29.705	1:34.852	29	1 LAP	1:51.073	47	54.702	1:38.385
20	40.280	1:36.870	61	43.661	1:37.677	47	41.826	1:36.416	47	47.018	1:37.149	61	59.403	1:36.978
59	1 LAP	1:40.898	20	44.303	1:36.010	61	49.082	1:37.414	61	53.126	1:36.001	29	1 LAP	1:46.140
37	1:06.822	1:43.587	59	1 LAP	1:37.579	20	50.590	1:38.280	20	54.527	1:35.894	59	1 LAP	1:36.644
41	1 LAP	1:58.766	37	1:18.196	1:43.361	59	1 LAP	1:37.026	59	1 LAP	1:36.358	20	1:04.564	1:40.738
						37	1:28.779	1:42.576				41	2 LAPS	2:08.095

# Caterham Graduate Championship

## RACE CLASSIFICATION - RACE 2 - AMENDED

POS	NO	CL	DRIVER	NAT	CAR	TIME	LAPS	GAP	MPH	BEST
1	130		Charlie HUNT		Caterham 7	16:26.916	10		85.94	1:36.372
2	115		Martin OXBOROUGH		Caterham 7	16:27.865	10	0.949	85.85	1:36.884
3	101		Andrew OUTTERSIDE		Caterham 7	16:28.453	10	1.537	85.80	1:36.872
4	139		Rory YOUNG		Caterham 7	16:28.728	10	1.812	85.78	1:36.590
5	129		John PARKER		Caterham 7	16:28.806	10	1.890	85.77	1:36.390
6	134		Mike WELBURN		Caterham 7	16:28.989	10	2.073	85.76	1:37.025
7	102		Stuart SIMPSON		Caterham 7	16:30.418	10	3.502	85.63	1:37.191
8	144		Kevin SAYER		Caterham 7	16:31.058	10	4.142	85.58	1:37.486
9	111		Dean BURNS		Caterham 7	16:32.014	10	5.098	85.49	1:36.740
10	138		Rob RUSSELL		Caterham 7	16:32.228	10	5.312	85.48	1:36.853
11	141		Phillipe EVRARD		Caterham 7	16:32.246	10	5.330	85.47	1:37.090
12	119		John WEBSTER		Caterham 7	16:32.431	10	5.515	85.46	1:36.716
13	105		Graeme SMITH		Caterham 7	16:32.868	10	5.952	85.42	1:37.128
14	149		Declan DOLAN		Caterham 7	16:33.154	10	6.238	85.40	1:36.593
15	106		Matthew BURROWS		Caterham 7	16:44.924	10	18.008	84.40	1:36.292
16	103		James CAMPBELL		Caterham 7	16:52.446	10	25.530	83.77	1:37.260
17	114		Andrew ADSHEAD		Caterham 7	16:58.787	10	31.871	83.25	1:40.255
18	108		Martin AMISON		Caterham 7	16:59.390	10	32.474	83.20	1:38.714
19	143		Russell MELROSE		Caterham 7	17:00.041	10	33.125	83.15	1:38.618
20	118		Kim RAYMENT		Caterham 7	17:11.465	10	44.549	82.22	1:40.397
21	123		Paul HARBACH		Caterham 7	17:12.099	10	45.183	82.17	1:41.055
22	127		Mike SOLAN		Caterham 7	17:12.473	10	45.557	82.14	1:39.470
23	137		Giles WARDLE		Caterham 7	17:20.432	10	53.516	81.52	1:39.291
24	117		Sheila MARSHALL		Caterham 7	17:22.275	10	55.359	81.37	1:41.546
25	131		Darren GRAINGER		Caterham 7	17:23.135	10	56.219	81.30	1:41.585
26	147		Andrew MCINNES		Caterham 7	18:07.071	9	1 LAP	70.22	1:48.577
NOT CLASSIFIED										
104			Edward CHINN		Caterham 7	11:27.326	6	D.N.F.	74.04	1:36.779
110			Toby BRIANT		Caterham 7	6:37.507	4	D.N.F.	85.34	1:37.183
FASTEST LAP										
106			Matthew BURROWS		Caterham 7	1:36.292	4	88.08mph		141.75kph

Car 129 - 1.7 sec penalty - C.5.4.9.- gaining unfair advantage  
 Weather / Track : Cloudy / Dry

Thruxton  
 Circuit Length = 2.3560 miles.  
 Start: 13:34 End: 13:50

MST sports timing

Clerk of Course	Timekeeper:
-----------------	-------------

# Caterham Graduate Championship

## LAP CHART - RACE 2

Lap 1			Lap 2			Lap 3			Lap 4			Lap 5		
No	Behind	Laptime	No	Behind	Laptime	No	Behind	Laptime	No	Behind	Laptime	No	Behind	Laptime
104		1:43.132	101		1:36.947	130		1:37.296	104		1:36.779	101		1:38.227
101	0.083	1:43.215	104	0.903	1:37.933	103	0.483	1:37.260	106	0.159	1:36.292	129	2.115	1:38.707
106	0.426	1:43.558	130	1.155	1:36.828	104	0.595	1:38.143	101	0.477	1:36.872	130	2.346	1:39.694
103	1.045	1:44.177	106	1.637	1:38.241	101	0.979	1:39.430	103	0.974	1:37.865	134	2.575	1:39.475
130	1.357	1:44.489	103	1.674	1:37.659	106	1.241	1:38.055	130	1.356	1:38.730	139	3.121	1:38.452
134	1.770	1:44.902	134	1.765	1:37.025	134	1.490	1:38.176	110	1.520	1:37.364	119	3.312	1:39.616
110	2.228	1:45.360	129	1.922	1:36.390	110	1.530	1:37.600	134	1.804	1:37.688	102	3.747	1:38.569
129	2.562	1:45.694	139	2.287	1:36.590	129	2.153	1:38.682	129	2.112	1:37.333	115	4.104	1:39.394
139	2.727	1:45.859	110	2.381	1:37.183	119	2.558	1:36.720	119	2.400	1:37.216	144	4.357	1:39.296
115	2.916	1:46.048	115	2.770	1:36.884	115	2.985	1:38.666	111	3.086	1:37.302	111	4.635	1:40.253
144	3.460	1:46.592	111	3.981	1:36.740	111	3.158	1:37.628	139	3.373	1:37.503	138	4.832	1:39.332
102	4.015	1:47.147	119	4.289	1:36.716	139	3.244	1:39.408	115	3.414	1:37.803	149	5.027	1:39.101
111	4.271	1:47.403	102	4.413	1:37.428	144	3.478	1:37.486	144	3.765	1:37.661	141	5.532	1:38.024
119	4.603	1:47.735	144	4.443	1:38.013	102	3.879	1:37.917	102	3.882	1:37.377	105	6.512	1:38.903
149	4.620	1:47.752	149	5.629	1:38.039	138	4.536	1:36.853	138	4.204	1:37.042	104	18.998	1:57.702
138	6.159	1:49.291	138	6.134	1:37.005	149	5.411	1:38.233	149	4.630	1:36.593	106	19.187	1:57.732
105	6.163	1:49.295	105	6.706	1:37.573	141	6.159	1:37.303	141	6.212	1:37.427	103	20.357	1:58.087
141	6.527	1:49.659	141	7.307	1:37.810	105	6.407	1:38.152	105	6.313	1:37.280	127	20.784	1:41.736
118	7.019	1:50.151	118	10.386	1:40.397	127	13.646	1:41.076	127	17.752	1:41.480	114	21.434	1:41.964
127	7.114	1:50.246	114	10.966	1:40.575	114	14.411	1:41.896	114	18.174	1:41.137	108	22.221	1:42.347
114	7.421	1:50.553	127	11.021	1:40.937	118	14.654	1:42.719	108	18.578	1:41.010	143	23.398	1:42.483
108	7.418	1:50.550	108	11.235	1:40.847	108	14.942	1:42.158	118	19.311	1:42.031	118	25.790	1:45.183
143	8.809	1:51.941	143	13.049	1:41.270	143	15.375	1:40.777	143	19.619	1:41.618	123	27.247	1:43.240
123	11.455	1:54.587	123	16.407	1:41.982	123	19.030	1:41.074	123	22.711	1:41.055	117	31.633	1:43.891
117	12.490	1:55.622	117	17.575	1:42.115	117	21.577	1:42.453	117	26.446	1:42.243	131	33.397	1:44.825
131	13.144	1:56.276	131	18.473	1:42.359	131	22.178	1:42.156	131	27.276	1:42.472	137	38.940	1:45.238
137	14.130	1:57.262	137	21.217	1:44.117	137	26.591	1:43.825	137	32.406	1:43.189	147	1:11.398	1:51.139
147	15.597	1:58.729	147	31.889	1:53.322	147	47.427	1:53.989	147	58.963	1:48.910			

# Caterham Graduate Championship

## LAP CHART - RACE 2

(contd.)

Lap 6			Lap 7			Lap 8			Lap 9			Lap 10		
No	Behind	Laptime	No	Behind	Laptime	No	Behind	Laptime	No	Behind	Laptime	No	Behind	Laptime
130		1:36.372	101		1:38.120	130		1:38.215	130		1:37.960	130		1:37.958
101	0.056	1:38.774	129	0.533	1:37.524	101	0.166	1:39.579	129	0.978	1:38.353	129	0.190	1:37.170
129	1.185	1:37.788	139	1.113	1:36.616	129	0.585	1:39.465	101	1.119	1:38.913	115	0.949	1:37.543
134	1.523	1:37.666	130	1.198	1:39.374	134	1.644	1:38.788	139	1.155	1:37.346	101	1.537	1:38.376
102	2.220	1:37.191	102	2.099	1:38.055	115	1.701	1:37.598	115	1.364	1:37.623	139	1.812	1:38.615
119	2.615	1:38.021	134	2.269	1:38.922	139	1.769	1:40.069	134	2.292	1:38.608	134	2.073	1:37.739
139	2.673	1:38.270	111	2.595	1:37.434	111	2.042	1:38.860	111	3.547	1:39.465	102	3.502	1:37.859
111	3.337	1:37.420	144	3.025	1:37.510	102	2.949	1:40.263	102	3.601	1:38.612	144	4.142	1:38.258
115	3.460	1:38.074	115	3.516	1:38.232	144	3.084	1:39.472	144	3.842	1:38.718	111	5.098	1:39.509
144	3.691	1:38.052	119	3.878	1:39.439	138	4.503	1:39.857	141	4.692	1:37.680	138	5.312	1:37.819
138	4.003	1:37.889	138	4.059	1:38.232	141	4.972	1:40.115	138	5.451	1:38.908	141	5.330	1:38.596
149	4.118	1:37.809	149	4.059	1:38.117	119	5.295	1:40.830	119	5.865	1:38.530	119	5.515	1:37.608
141	5.356	1:38.542	141	4.270	1:37.090	105	5.370	1:40.326	149	6.108	1:38.388	105	5.952	1:37.671
105	5.505	1:37.711	105	4.457	1:37.128	149	5.680	1:41.034	105	6.239	1:38.829	149	6.238	1:38.088
106	20.466	1:39.997	106	20.072	1:37.782	106	18.509	1:37.850	106	18.246	1:37.697	106	18.008	1:37.720
103	22.270	1:40.631	103	22.795	1:38.701	103	22.255	1:38.873	103	23.598	1:39.303	103	25.530	1:39.890
114	22.971	1:40.255	127	24.811	1:39.891	114	26.418	1:40.747	114	29.080	1:40.622	114	31.871	1:40.749
127	23.096	1:41.030	114	25.084	1:40.289	108	29.656	1:43.906	108	31.718	1:40.022	108	32.474	1:38.714
108	23.733	1:40.230	108	25.163	1:39.606	143	30.894	1:44.357	143	32.465	1:39.531	143	33.125	1:38.618
143	24.319	1:39.639	143	25.950	1:39.807	118	36.871	1:43.660	118	40.522	1:41.611	118	44.549	1:41.985
118	28.846	1:41.774	118	32.624	1:41.954	123	38.052	1:44.804	123	41.671	1:41.579	123	45.183	1:41.470
123	29.723	1:41.194	123	32.661	1:41.114	127	41.531	1:56.133	127	44.045	1:40.474	127	45.557	1:39.470
117	37.013	1:44.098	117	42.664	1:43.827	137	47.215	1:43.053	137	49.667	1:40.412	137	53.516	1:41.807
131	39.466	1:44.787	137	43.575	1:39.291	117	47.900	1:44.649	117	51.771	1:41.831	117	55.359	1:41.546
137	42.460	1:42.238	131	45.102	1:43.812	131	48.925	1:43.236	131	52.592	1:41.627	131	56.219	1:41.585
147	1:23.538	1:50.858				147	1 LAP	3:01.645P	147	1 LAP	1:59.902	147	1 LAP	1:48.577
104	1:33.917	2:53.637P												

# Citroen 2CV Championship

## RACE CLASSIFICATION - RACE 3

POS	NO	CL	DRIVER	NAT	CAR	TIME	LAPS	GAP	MPH	BEST
1	2		<b>Gary ADNITT</b>		Citroen 2CV	20:06.668	10		70.28	1:57.880
2	5		<b>Philip MYATT</b>		Citroen 2CV	20:07.091	10	0.423	70.26	1:57.815
3	97		<b>Paul LEASON</b>		Citroen 2CV	20:36.644	10	29.976	68.58	2:00.965
4	69		<b>Simon PEARSON</b>		Citroen 2CV	20:37.052	10	30.384	68.56	2:00.869
5	34		<b>Neil THOMPSON</b>		Citroen 2CV6	20:37.541	10	30.873	68.53	2:01.669
6	3		<b>Wayne COWLING</b>		Citroen 2CV	20:38.213	10	31.545	68.49	2:01.292
7	7		<b>Mick STOREY</b>		Citroen 2CV	20:39.183	10	32.515	68.44	2:00.472
8	14		<b>Trevor WILLIAMS</b>		Citroen 2CV	21:03.293	10	56.625	67.13	2:03.563
9	62		<b>Simon TURNER</b>		Citroen 2CV	21:11.203	10	1:04.535	66.72	2:05.113
10	77		<b>Jon DAVIS</b>		Citroen 2CV	21:13.115	10	1:06.447	66.62	2:05.127
11	6		<b>Pete CARDELL-WILLIAM</b>		Citroen 2CV	21:48.198	10	1:41.530	64.83	2:01.588
12	8		<b>Katie CROUCHER</b>		Citroen 2CV	20:11.253	9	1 LAP	63.02	2:11.636
13	46		<b>Allan GLIDE</b>		Citroen 2CV	20:11.416	9	1 LAP	63.01	2:11.524
FASTEST LAP										
	5		<b>Philip MYATT</b>		Citroen 2CV	1:57.815	5	71.99mph	115.85kph	

Weather / Track : Cloudy / Dry

These results are provisional until the conclusion of any judicial and technical matters.

Thruxton

Circuit Length = 2.3560 miles.

Start: 14:06 End: 14:26

Clerk of Course	Timekeeper:
-----------------	-------------

# Citroen 2CV Championship

## LAP CHART - RACE 3

Lap 1			Lap 2			Lap 3			Lap 4			Lap 5		
No	Behind	Laptime	No	Behind	Laptime	No	Behind	Laptime	No	Behind	Laptime	No	Behind	Laptime
2		2:07.731	2		1:59.442	2		1:59.189	2		1:58.695	2		1:57.880
5	0.048	2:07.779	5	0.308	1:59.702	5	0.238	1:59.119	5	0.181	1:58.638	5	0.116	1:57.815
97	1.643	2:09.374	97	3.166	2:00.965	97	6.338	2:02.361	97	10.819	2:03.176	97	19.000	2:06.061
6	2.905	2:10.636	69	7.725	2:02.312	34	12.855	2:03.603	34	17.782	2:03.622	69	22.410	2:02.068
69	4.855	2:12.586	6	8.177	2:04.714	14	14.743	2:03.749	69	18.222	2:02.099	3	22.749	2:01.651
7	5.377	2:13.108	7	8.446	2:02.511	69	14.818	2:06.282	3	18.978	2:02.719	6	22.975	2:01.588
34	5.588	2:13.319	34	8.441	2:02.295	3	14.954	2:05.387	6	19.267	2:02.600	34	23.151	2:03.249
3	5.825	2:13.556	3	8.756	2:02.373	6	15.362	2:06.374	7	19.665	2:02.891	7	23.529	2:01.744
14	5.823	2:13.554	14	10.183	2:03.802	7	15.469	2:06.212	14	20.249	2:04.201	14	25.932	2:03.563
77	8.991	2:16.722	62	16.117	2:06.141	62	22.123	2:05.195	77	29.435	2:05.127	77	39.102	2:07.547
62	9.418	2:17.149	77	16.610	2:07.061	77	23.003	2:05.582	62	30.458	2:07.030	62	39.438	2:06.860
46	14.115	2:21.846	46	30.245	2:15.572	46	45.778	2:14.722	46	1:00.806	2:13.723	46	1:15.279	2:12.353
8	15.258	2:22.989	8	31.210	2:15.394	8	47.310	2:15.289	8	1:02.045	2:13.430	8	1:16.189	2:12.024

# Citroen 2CV Championship

## LAP CHART - RACE 3

(contd.)

Lap 6			Lap 7			Lap 8			Lap 9			Lap 10		
No	Behind	Laptime	No	Behind	Laptime	No	Behind	Laptime	No	Behind	Laptime	No	Behind	Laptime
2		2:01.007	5		2:00.416	2		2:00.619	2		2:00.922	2		2:00.586
5	0.127	2:01.018	2	0.054	2:00.597	5	0.174	2:00.847	5	0.064	2:00.812	5	0.423	2:00.945
97	21.416	2:03.423	97	23.189	2:02.316	69	27.009	2:03.095	97	29.190	2:01.976	8	1 LAP	2:12.064
69	22.799	2:01.396	7	23.905	2:00.472	7	28.025	2:04.793	34	29.782	2:02.508	46	1 LAP	2:11.524
3	23.270	2:01.528	69	24.587	2:02.331	97	28.136	2:05.620	69	30.101	2:04.014	97	29.976	2:01.372
7	23.976	2:01.454	3	24.773	2:02.046	34	28.196	2:03.389	7	30.750	2:03.647	69	30.384	2:00.869
6	24.161	2:02.193	34	25.480	2:01.669	3	28.995	2:04.895	3	30.839	2:02.766	34	30.873	2:01.677
34	24.354	2:02.210	14	36.478	2:07.102	14	43.188	2:07.383	14	49.601	2:07.335	3	31.545	2:01.292
14	29.919	2:04.994	62	49.854	2:05.909	62	54.831	2:05.650	62	59.022	2:05.113	7	32.515	2:02.351
62	44.488	2:06.057	77	50.413	2:05.592	77	55.738	2:05.998	77	1:00.003	2:05.187	14	56.625	2:07.610
77	45.364	2:07.269	6	1:14.421	2:50.803	6	1:25.816	2:12.068	6	1:33.938	2:09.044	62	1:04.535	2:06.099
46	1:26.311	2:12.039	8	1:41.080	2:14.805	8	1:54.029	2:13.622				77	1:06.447	2:07.030
8	1:26.818	2:11.636	46	1:41.768	2:16.000	46	1:54.732	2:13.637				6	1:41.530	2:08.178

# Pirelli Maranello Ferrari Challenge

## RACE CLASSIFICATION - RACE 4

POS	NO	CL	DRIVER	NAT	CAR	TIME	LAPS	GAP	MPH	BEST
1	54	S	Lewis CARTER		Ferrari 360 Challenge	16:31.055	12		102.69	1:21.144
2	4	S	Marco ATTARD		Ferrari 360 Challenge	16:54.382	12	23.327	100.33	1:22.720
3	33	S	John SEALE		Ferrari 360 Challenge	16:55.037	12	23.982	100.27	1:23.344
4	20	S	Chris NIARCHOS		Ferrari 360 Challenge	17:22.187	12	51.132	97.65	1:23.373
5	24	S	Phil BURTON		Ferrari 360 Challenge	17:28.434	12	57.379	97.07	1:25.641
6	38	C	Ted REDDICK		Ferrari F355 Challenge	17:38.259	12	1:07.204	96.17	1:25.690
7	14	C	Bo MCCORMICK		Ferrari F355 Challenge	17:42.788	12	1:11.733	95.76	1:26.310
8	43	C	Witt GAMSKI		Ferrari F355 Challenge	17:50.166	12	1:19.111	95.10	1:27.034
9	37	C	David BACK		Ferrari F355 Challenge	17:52.569	12	1:21.514	94.89	1:25.916
10	27	C	Duncan MCKAY		Ferrari F355 Challenge	16:35.045	11	1 LAP	93.76	1:28.564
11	35	C	Mike FURNESS		Ferrari F355 Challenge	16:35.651	11	1 LAP	93.70	1:26.326
12	30	S	Terence COLEMAN		Ferrari 360 Challenge	16:53.271	11	1 LAP	92.07	1:25.281
13	31	C	Mike REEDER		Ferrari F355 Challenge	17:08.122	11	1 LAP	90.74	1:28.928
NOT CLASSIFIED										
23	C	Graham REEDER		Ferrari F355 Challenge	1:53.573	1	D.N.F.	74.68	1:53.573	
FASTEST LAP										
54	S	Lewis CARTER		Ferrari 360 Challenge	1:21.144	2	104.52mph	168.21kph		
38	C	Ted REDDICK		Ferrari F355 Challenge	1:25.690	9	98.98mph	159.29kph		

Car 31 - 10 sec penalty - false start

Weather / Track : Cloudy / Dry

These results are provisional until the conclusion of any judicial and technical matters.

Thruxton

Circuit Length = 2.3560 miles.

Start: 14:41 End: 14:57

Clerk of Course	Timekeeper:
-----------------	-------------

# Pirelli Maranello Ferrari Challenge

## LAP CHART - RACE 4

Lap 1			Lap 2			Lap 3			Lap 4			Lap 5		
No	Behind	Laptime	No	Behind	Laptime	No	Behind	Laptime	No	Behind	Laptime	No	Behind	Laptime
54		1:26.967	54		1:21.144	54		1:21.390	54		1:21.451	54		1:21.856
33	3.040	1:30.007	33	5.240	1:23.344	33	7.236	1:23.386	33	9.477	1:23.692	33	11.778	1:24.157
24	6.868	1:33.835	4	10.576	1:23.787	4	11.991	1:22.805	4	14.389	1:23.849	4	16.738	1:24.205
4	7.933	1:34.900	20	11.727	1:24.679	24	17.777	1:26.833	24	23.199	1:26.873	24	27.999	1:26.656
20	8.192	1:35.159	24	12.334	1:26.610	38	25.863	1:29.900	20	32.210	1:25.402	20	33.890	1:23.536
38	10.982	1:37.949	38	17.353	1:27.515	14	27.059	1:27.928	38	32.269	1:27.857	38	37.695	1:27.282
37	12.463	1:39.430	14	20.521	1:28.394	37	27.928	1:28.576	14	34.720	1:29.112	14	39.568	1:26.704
14	13.271	1:40.238	37	20.742	1:29.423	20	28.259	1:37.922	37	34.957	1:28.480	37	39.762	1:26.661
31	14.146	1:41.113	43	21.300	1:27.188	43	29.535	1:29.625	43	36.438	1:28.354	43	41.972	1:27.390
43	15.256	1:42.223	31	22.345	1:29.343	31	31.149	1:30.194	31	38.845	1:29.147	31	46.412	1:29.423
27	15.566	1:42.533	27	24.259	1:29.837	27	32.158	1:29.289	27	39.818	1:29.111	27	47.274	1:29.312
35	25.882	1:52.849	35	35.415	1:30.677	35	43.703	1:29.678	35	51.214	1:28.962	35	57.478	1:28.120
23	26.606	1:53.573	30	1:05.783	1:27.673	30	1:09.680	1:25.287	30	1:14.246	1:26.017	30	1:18.619	1:26.229
30	59.254	2:26.221												

Car 31 - 10 sec penalty - false start  
Weather / Track : Cloudy / Dry

Thruxton  
Circuit Length = 2.3560 miles.  
Start: 14:41 End: 14:57

# Pirelli Maranello Ferrari Challenge

## LAP CHART - RACE 4

(contd.)

Lap 6			Lap 7			Lap 8			Lap 9			Lap 10		
No	Behind	Laptime	No	Behind	Laptime	No	Behind	Laptime	No	Behind	Laptime	No	Behind	Laptime
54		1:21.621	54		1:21.488	54		1:22.436	54		1:22.498	54		1:22.338
33	14.109	1:23.952	30	1 LAP	1:25.961	30	1 LAP	1:25.281	30	1 LAP	1:26.734	30	1 LAP	1:26.227
4	19.279	1:24.162	33	16.733	1:24.112	33	18.872	1:24.575	33	20.928	1:24.554	33	23.068	1:24.478
24	33.608	1:27.230	4	22.248	1:24.457	4	22.989	1:23.177	4	23.615	1:23.124	4	24.951	1:23.674
20	36.136	1:23.867	24	37.761	1:25.641	20	41.363	1:25.778	20	42.596	1:23.731	20	45.913	1:25.655
38	42.581	1:26.507	20	38.021	1:23.373	24	42.089	1:26.764	24	45.808	1:26.217	24	50.075	1:26.605
14	44.627	1:26.680	38	48.386	1:27.293	38	52.553	1:26.603	38	55.745	1:25.690	38	1:00.511	1:27.104
37	45.019	1:26.878	14	49.684	1:26.545	14	53.558	1:26.310	14	58.236	1:27.176	14	1:03.284	1:27.386
43	47.570	1:27.219	37	49.965	1:26.434	37	53.838	1:26.309	43	1:02.876	1:27.505	43	1:08.523	1:27.985
31	55.048	1:30.257	43	53.116	1:27.034	43	57.869	1:27.189	37	1:05.811	1:34.471	37	1:10.687	1:27.214
27	55.766	1:30.113	27	1:03.021	1:28.743	27	1:09.149	1:28.564	27	1:16.157	1:29.506	27	1:22.660	1:28.841
35	1:03.815	1:27.958	31	1:03.606	1:30.046	31	1:10.200	1:29.030	31	1:16.630	1:28.928	35	1:24.265	1:29.011
			35	1:09.659	1:27.332	35	1:13.764	1:26.541	35	1:17.592	1:26.326			

Car 31 - 10 sec penalty - false start  
Weather / Track : Cloudy / Dry

Thruxton  
Circuit Length = 2.3560 miles.  
Start: 14:41 End: 14:57

# Pirelli Maranello Ferrari Challenge

## LAP CHART - RACE 4

(contd.)

Lap 11			Lap 12			Lap 13			Lap 14			Lap 15		
No	Behind	Laptime	No	Behind	Laptime	No	Behind	Laptime	No	Behind	Laptime	No	Behind	Laptime
54		1:24.552	54		1:23.314									
31	1 LAP	1:42.221	27	1 LAP	1:29.196									
30	1 LAP	1:26.680	35	1 LAP	1:28.197									
33	22.010	1:23.494	30	1 LAP	1:30.961									
4	23.119	1:22.720	4	23.327	1:23.522									
20	47.357	1:25.996	33	23.982	1:25.286									
24	52.998	1:27.475	31	1 LAP	1:38.420									
38	1:02.457	1:26.498	20	51.132	1:27.089									
14	1:06.933	1:28.201	24	57.379	1:27.695									
43	1:11.685	1:27.714	38	1:07.204	1:28.061									
37	1:12.051	1:25.916	14	1:11.733	1:28.114									
			43	1:19.111	1:30.740									
			37	1:21.514	1:32.777									

Car 31 - 10 sec penalty - false start  
Weather / Track : Cloudy / Dry

Thruxton  
Circuit Length = 2.3560 miles.  
Start: 14:41 End: 14:57

## Caterham Super Graduates RACE CLASSIFICATION - RACE 5

POS	NO	CL	DRIVER	NAT	CAR	TIME	LAPS	GAP	MPH	BEST
1	20	A	Steve KNOX		Caterham 7	7:43.946	5		91.40	1:30.363
2	22	A	Jamie ELLWOOD		Caterham 7	7:44.134	5	0.188	91.37	1:30.353
3	1	A	Simon LAMBERT		Caterham 7	7:44.889	5	0.943	91.22	1:31.054
4	9	A	Nick FROST		Caterham 7	7:45.240	5	1.294	91.15	1:31.031
5	12	A	Paul ALLEN		Caterham 7	7:45.794	5	1.848	91.04	1:30.581
6	21	A	George LONGMUIR		Caterham 7	7:46.076	5	2.130	90.98	1:31.313
7	2	A	Michaele APOSTOLIDES		Caterham 7	7:46.628	5	2.682	90.88	1:31.293
8	50	A	Alexander TSAVALOS		Caterham 7	7:51.337	5	7.391	89.97	1:32.035
9	3	A	Chris BATTEN		Caterham 7	7:51.932	5	7.986	89.86	1:32.286
10	14	B	Nick HARYETT		Caterham 7	7:55.392	5	11.446	89.20	1:32.886
11	43	A	Tim JUMP		Caterham 7	7:58.856	5	14.910	88.56	1:33.177
12	47	B	Andy BAYLIE		Caterham 7	7:58.975	5	15.029	88.53	1:32.847
13	44	A	Paul HUDSON		Caterham 7	7:59.634	5	15.688	88.41	1:33.990
14	23	A	Bob WILSON		Caterham 7	7:59.988	5	16.042	88.35	1:33.104
15	45	B	Russell VEITCH		Caterham 7	8:00.494	5	16.548	88.25	1:33.136
16	5	A	Sarah READER		Caterham 7	8:01.481	5	17.535	88.07	1:33.557
17	8	A	Valerie DEIDERICHS		Caterham 7	8:02.755	5	18.809	87.84	1:33.577
18	33	B	Campbell MCCLORY		Caterham 7	8:03.209	5	19.263	87.76	1:33.534
19	30	A	Guy HALLEY		Caterham 7	8:03.396	5	19.450	87.72	1:30.258
20	11	B	Alan WILLIAMSON		Caterham 7	8:04.927	5	20.981	87.45	1:33.854
21	42	A	Ian NOBLE		Caterham 7	8:05.184	5	21.238	87.40	1:34.348
22	15	A	Michael FESEMEYER		Caterham 7	8:12.281	5	28.335	86.14	1:35.064
23	28	B	Geoff DIXON		Caterham 7	8:12.774	5	28.828	86.06	1:35.457
24	10	B	Brian BARRY		Caterham 7	8:12.927	5	28.981	86.03	1:34.682
25	40	B	Dan WHILEY		Caterham 7	8:14.093	5	30.147	85.83	1:34.369
26	29	A	James CARNE		Caterham 7	8:21.689	5	37.743	84.53	1:36.879
27	25	A	Michael STEPHENS		Caterham 7	8:21.933	5	37.987	84.48	1:37.730
28	26	B	Iain MILLIGAN		Caterham 7	8:22.251	5	38.305	84.43	1:37.230
29	36	A	Ian YEOMAN		Caterham 7	8:23.001	5	39.055	84.31	1:37.104
30	35	B	Richard ORMSON		Caterham 7	8:33.505	5	49.559	82.58	1:39.047
31	27	B	Tom OVERTON		Caterham 7	8:34.638	4	1 LAP	65.92	1:59.859

### NOT CLASSIFIED

19	A	Rachel GREEN	Caterham 7	D.N.F.	5	1.003	91.21	1:30.371
18	A	Paul MANYWEATHERS	Caterham 7	D.N.F.	5	1.524	91.10	1:30.761

### FASTEST LAP

30	A	Guy HALLEY	Caterham 7	1:30.258	3	93.97mph	151.23kph
47	B	Andy BAYLIE	Caterham 7	1:32.847	2	91.35mph	147.01kph

These results are provisional until the conclusion of any judicial and technical matters  
Weather / Track : Cloudy / Dry

Thruxton  
Circuit Length = 2.3560 miles.  
Start: 15:37 End: 15:47

Clerk of Course:	Stewards:	Timekeeper:
------------------	-----------	-------------

# Caterham Super Graduates

## LAP CHART - RACE 5

Lap 1			Lap 2			Lap 3			Lap 4			Lap 5		
No	Behind	Laptime	No	Behind	Laptime	No	Behind	Laptime	No	Behind	Laptime	No	Behind	Laptime
19		1:37.203	19		1:31.423	20		1:30.363	19		1:30.371	20		1:31.788
20	0.936	1:38.139	22	0.087	1:30.353	22	0.119	1:31.324	22	0.148	1:31.703	22	0.188	1:32.394
22	1.157	1:38.360	1	0.786	1:31.054	19	1.303	1:32.595	20	0.566	1:32.240	1	0.943	1:32.416
1	1.155	1:38.358	20	0.929	1:31.416	1	1.319	1:31.825	1	0.881	1:31.236	19	1.003	1:33.357
21	1.230	1:38.433	21	1.120	1:31.313	30	1.570	1:30.258	30	1.413	1:31.517	9	1.294	1:31.981
9	1.989	1:39.192	18	1.343	1:30.761	18	1.889	1:31.838	18	1.529	1:31.314	18	1.524	1:32.349
18	2.005	1:39.208	9	1.597	1:31.031	9	2.027	1:31.722	9	1.667	1:31.314	12	1.848	1:31.447
12	2.623	1:39.826	30	2.604	1:31.308	12	2.448	1:30.581	12	2.755	1:31.981	21	2.130	1:31.625
30	2.719	1:39.922	12	3.159	1:31.959	21	2.553	1:32.725	21	2.859	1:31.980	2	2.682	1:31.293
2	3.187	1:40.390	2	3.826	1:32.062	2	3.838	1:31.304	2	3.743	1:31.579	50	7.391	1:32.701
3	3.747	1:40.950	3	5.246	1:32.922	3	6.240	1:32.286	50	7.044	1:32.035	3	7.986	1:33.192
50	4.004	1:41.207	50	5.738	1:33.157	50	6.683	1:32.237	3	7.148	1:32.582	14	11.446	1:34.117
44	4.908	1:42.111	14	6.638	1:32.886	14	8.390	1:33.044	14	9.683	1:32.967	43	14.910	1:33.811
14	5.175	1:42.378	44	7.475	1:33.990	47	10.786	1:33.450	47	12.714	1:33.602	47	15.029	1:34.669
23	6.686	1:43.889	47	8.628	1:32.847	44	11.335	1:35.152	43	13.453	1:33.483	44	15.688	1:34.195
47	7.204	1:44.407	43	9.345	1:33.177	43	11.644	1:33.591	44	13.847	1:34.186	23	16.042	1:34.033
43	7.591	1:44.794	23	9.770	1:34.507	23	12.933	1:34.455	23	14.363	1:33.104	45	16.548	1:34.159
5	8.067	1:45.270	5	10.201	1:33.557	5	13.124	1:34.215	45	14.743	1:33.136	5	17.535	1:34.642
33	8.557	1:45.760	45	10.965	1:33.675	45	13.281	1:33.608	5	15.247	1:33.797	8	18.809	1:34.222
45	8.713	1:45.916	33	11.459	1:34.325	33	13.701	1:33.534	8	16.941	1:34.382	33	19.263	1:34.462
8	9.301	1:46.504	8	11.948	1:34.070	8	14.233	1:33.577	33	17.155	1:35.128	30	19.450	1:50.391
42	9.456	1:46.659	11	12.203	1:33.854	11	15.763	1:34.852	11	18.831	1:34.742	11	20.981	1:34.504
11	9.772	1:46.975	42	12.941	1:34.908	42	16.411	1:34.762	42	19.085	1:34.348	42	21.238	1:34.507
28	10.191	1:47.394	28	14.694	1:35.926	28	18.859	1:35.457	28	23.127	1:35.942	15	28.335	1:36.270
25	11.296	1:48.499	15	17.017	1:36.030	15	20.789	1:35.064	15	24.419	1:35.304	28	28.828	1:38.055
15	12.410	1:49.613	25	17.603	1:37.730	10	23.427	1:36.270	10	26.653	1:34.900	10	28.981	1:34.682
40	12.845	1:50.048	40	18.000	1:36.578	40	24.848	1:38.140	40	28.132	1:34.958	40	30.147	1:34.369
29	13.995	1:51.198	10	18.449	1:35.690	29	25.764	1:37.605	29	32.138	1:38.048	29	37.743	1:37.959
10	14.182	1:51.385	29	19.451	1:36.879	25	25.910	1:39.599	25	32.393	1:38.157	25	37.987	1:37.948
26	14.593	1:51.796	26	20.425	1:37.255	26	26.363	1:37.230	26	32.623	1:37.934	26	38.305	1:38.036
36	15.079	1:52.282	36	20.972	1:37.316	36	27.674	1:37.994	36	33.104	1:37.104	36	39.055	1:38.305
35	16.445	1:53.648	35	24.086	1:39.064	35	31.841	1:39.047	35	39.518	1:39.351	35	49.559	1:42.395
27	25.611	2:02.814	27	54.047	1:59.859	27	1:25.939	2:03.184				27	1 LAP	2:28.781

Weather / Track : Cloudy / Dry

Thruxton  
 Circuit Length = 2.3560 miles.  
 Start: 15:37 End: 15:47

# European Endurance Racing Club

## RACE CLASSIFICATION - RACE 6

POS	NO	CL	DRIVERS	NAT	CAR	TIME	LAPS	GAP	MPH	BEST
1	55	1	ROUSE/ROUSE		Mercedes DTM	2:01:23.912	82		95.48	1:20.227
2	42	1	COX/MOORE		BMW E36	2:02:30.691	82	1:06.779	94.61	1:20.555
3	18	2	COWGILL/LOCKIE		BMW E36	2:02:50.516	81	1 LAP	93.21	1:23.171
4	35	1	ATTARD/WARD		Ferrari 360	2:01:26.271	80	2 LAPS	93.12	1:22.152
5	22	2	FISKIN/WRIGHT		BMW E36 M3	2:02:52.077	80	2 LAPS	92.04	1:25.455
6	5	2	ALLEN/KEMPTON		BMW E46	2:01:26.948	79	3 LAPS	91.95	1:25.657
7	27	1	PARSONS/DAVIES		Marcos GTTN	2:01:45.985	78	4 LAPS	90.55	1:24.617
8	78	1	EDGERTON/GARLAND		Morgan Plus 8	2:02:15.841	78	4 LAPS	90.18	1:25.012
9	15	3	KETLEBOROUGH/ROBERTS		MGZR	2:02:11.946	77	5 LAPS	89.07	1:26.246
10	46	2	SYMONDS/KNEE		BMW E36 M3	2:02:14.053	77	5 LAPS	89.04	1:26.726
11	10	2	Bo MCCORMICK		Ferrari 365	2:01:34.037	76	6 LAPS	88.37	1:26.213
12	7	1	MOTT/GRANT		BMW E30 DTM	2:01:27.703	74	8 LAPS	86.12	1:24.204
13	34	4	HAMMERSLEY/DUNLOP		MG ZR 160	2:01:47.376	74	8 LAPS	85.89	1:30.324
14	49	3	MCINERNEY/MCINERNEY		Honda Integra Type R	2:02:16.992	74	8 LAPS	85.54	1:27.007
15	33	3	FLATT/FRICK		VW BEETLE RS	2:02:22.746	74	8 LAPS	85.47	1:28.110
16	97	4	SCARLETT/WILMOTT		MG ZR 160	2:02:43.465	74	8 LAPS	85.23	1:27.764
17	4	4	WILTSHIRE/ABBOTT		Ford Fiesta	2:02:26.710	73	9 LAPS	84.27	1:32.649
18	43	4	RAY/HARRISON		MG ZR 160	2:01:32.629	72	10 LAPS	83.73	1:31.631
19	60	4	LEGGATE/BENHAM		MG ZR 160	2:01:37.968	72	10 LAPS	83.67	1:27.800
20	75	2	WILSON/ALLEN		BMW Z3	1:55:34.069	71	11 LAPS	86.84	1:27.117
21	99	4	SESSON/COX		Renault Clio 16V	2:02:25.161	70	12 LAPS	80.83	1:32.804
22	41	4	ELLIOTT/WARNER		Renault Clio 16V	2:02:45.077	70	12 LAPS	80.61	1:32.703
23	30	4	HANDS/SALMON		Ford Fiesta	2:02:41.404	69	13 LAPS	79.50	1:35.099
24	53	2	REDDICK/BACK		Ferrari F355	2:02:18.232	67	15 LAPS	77.43	1:26.310
25	11	1	KRAEMER/KRAEMER		Focus BTCC/B	1:31:31.501	52	30 LAPS	80.31	1:26.904
26	65	3	GILLATT/FLETCHER		Vauxhall Vectra 16v	2:01:57.517	52	30 LAPS	60.27	1:31.415
27	36	3	GEORGE/PEAD		Honda Integra R	1:16:24.157	47	35 LAPS	86.95	1:25.703
28	52	2	Richard MIENS		BMW E46	1:06:06.515	43	39 LAPS	91.94	1:24.590
29	40	3	SMITH/STEPHENS		BMW E30 M3	1:13:19.830	43	39 LAPS	82.89	1:27.941
30	72	3	HUNTER/GRINSEIL		MG TF	1:09:44.690	38	44 LAPS	77.01	1:28.636
31	44	4	BURTON/BURTON		Proton Coupe	1:08:09.559	37	45 LAPS	76.73	1:34.666
32	48	2	OWEN/DELARONDE		BMW E36 M3	16:31.596	11	71 LAPS	94.08	1:27.324
33	26	2	Andrew HOWARD		Super Mini 3.2	26:10.277	8	74 LAPS	43.21	1:33.652
34	16	3	LEMMER/KAYE		Honda Civic Type R	10:07.080	7	75 LAPS	97.79	1:25.228
35	98	4	SCOTT/WATERWORTH		Ford Focus	3:22.302	2	80 LAPS	83.85	1:33.851
36	51	1	DIXON/LITTLEJOHN		Porsche 993T	1:43.206	1	81 LAPS	82.18	1:43.206

### FASTEST LAP

55	1	ROUSE/ROUSE	Mercedes DTM	1:20.227	21	105.72mph	170.13kph
18	2	COWGILL/LOCKIE	BMW E36	1:23.171	38	101.97mph	164.11kph
16	3	LEMMER/KAYE	Honda Civic Type R	1:25.228	3	99.51mph	160.15kph
97	4	SCARLETT/WILMOTT	MG ZR 160	1:27.764	66	96.64mph	155.52kph

Weather / Track : Cloudy / Dry

These results are provisional until the conclusion of any judicial and technical matters.

Thruxton

Circuit Length = 2.3560 miles.

Start: 16:14 End: 18:16

Clerk of Course

Timekeeper:

# European Endurance Racing Club

## LAP CHART - RACE 6

Lap 1			Lap 2			Lap 3			Lap 4			Lap 5		
No	Behind	Laptime	No	Behind	Laptime	No	Behind	Laptime	No	Behind	Laptime	No	Behind	Laptime
55		1:25.097	55		1:22.372	55		1:23.197	55		1:22.133	55		1:21.961
35	2.101	1:27.198	35	1.881	1:22.152	35	0.838	1:22.154	35	2.008	1:23.303	42	2.676	1:22.029
42	2.104	1:27.201	42	3.401	1:23.669	42	2.549	1:22.345	42	2.608	1:22.192	35	2.837	1:22.790
16	5.012	1:30.109	16	7.945	1:25.305	16	9.976	1:25.228	16	13.476	1:25.633	53	2 LAPS	1:37.077
52	7.335	1:32.432	52	11.460	1:26.497	52	14.784	1:26.521	52	19.481	1:26.830	16	17.173	1:25.658
18	7.721	1:32.818	18	13.522	1:28.173	18	16.690	1:26.365	7	20.297	1:25.700	52	23.446	1:25.926
49	9.324	1:34.421	7	14.135	1:27.064	7	16.730	1:25.792	99	1 LAP	1:55.204	7	24.526	1:26.190
7	9.443	1:34.540	22	15.999	1:26.896	22	18.298	1:25.496	22	24.304	1:28.139	22	29.183	1:26.840
5	11.403	1:36.500	5	16.531	1:27.500	5	20.494	1:27.160	30	1 LAP	1:53.703	5	30.663	1:27.598
22	11.475	1:36.572	49	17.333	1:30.381	49	23.226	1:29.090	5	25.026	1:26.665	18	31.808	1:27.922
53	11.882	1:36.979	78	20.860	1:30.023	78	24.531	1:26.868	18	25.847	1:31.290	78	34.622	1:27.523
75	12.098	1:37.195	75	21.560	1:31.834	75	25.530	1:27.167	78	29.060	1:26.662	49	39.940	1:30.402
36	12.549	1:37.646	10	22.599	1:32.424	10	27.467	1:28.065	49	31.499	1:30.406	10	40.684	1:28.857
10	12.547	1:37.644	36	23.283	1:33.106	40	29.654	1:29.424	75	33.073	1:29.676	75	40.997	1:29.885
78	13.209	1:38.306	40	23.427	1:31.556	48	31.252	1:30.256	10	33.788	1:28.454	40	41.878	1:28.377
15	13.557	1:38.654	48	24.193	1:31.958	15	31.426	1:30.140	40	35.462	1:27.941	27	42.773	1:28.070
40	14.243	1:39.340	15	24.483	1:33.298	36	31.420	1:31.334	48	36.443	1:27.324	48	43.925	1:29.443
48	14.607	1:39.704	27	25.687	1:33.354	27	31.507	1:29.017	27	36.664	1:27.290	15	44.243	1:29.136
72	14.649	1:39.746	72	26.007	1:33.730	46	32.981	1:29.983	15	37.068	1:27.775	36	45.167	1:28.438
27	14.705	1:39.802	46	26.195	1:32.415	72	33.391	1:30.581	36	38.690	1:29.403	46	46.523	1:29.259
46	16.152	1:41.249	11	29.075	1:31.052	11	34.421	1:28.543	46	39.225	1:28.377	11	47.338	1:28.397
51	18.109	1:43.206	97	29.213	1:32.460	97	37.781	1:31.765	11	40.902	1:28.614	72	47.985	1:28.636
97	19.125	1:44.222	34	32.128	1:34.229	34	42.051	1:33.120	72	41.310	1:30.052	99	1 LAP	1:53.360
34	20.271	1:45.368	41	34.683	1:34.724	41	46.904	1:35.418	97	47.468	1:31.820	30	1 LAP	1:55.421
11	20.395	1:45.492	98	34.833	1:33.851	33	47.371	1:33.686	34	54.082	1:34.164	97	58.773	1:33.266
41	22.331	1:47.428	33	36.882	1:33.634	4	49.809	1:35.118	33	57.592	1:32.354	34	1:06.438	1:34.317
60	22.648	1:47.745	4	37.888	1:36.285	44	55.239	1:34.666	41	59.827	1:35.056	33	1:06.511	1:30.880
98	23.354	1:48.451	26	41.737	1:39.312	43	58.894	1:36.980	4	1:01.633	1:33.957	41	1:12.486	1:34.620
4	23.975	1:49.072	44	43.770	1:37.502	65	1:03.752	1:40.418	44	1:10.184	1:37.078	4	1:13.466	1:33.794
26	24.797	1:49.894	43	45.111	1:39.432	60	1:04.409	1:41.739	43	1:13.914	1:37.153			
33	25.620	1:50.717	60	45.867	1:45.591	53	1 LAP	3:48.347P	65	1:20.204	1:38.585			
43	28.051	1:53.148	65	46.531	1:39.942				60	1:21.799	1:39.523			
44	28.640	1:53.737	99	1:14.305	1:52.177									
65	28.961	1:54.058	30	1:15.932	1:54.805									
30	43.499	2:08.596												
99	44.500	2:09.597												

# European Endurance Racing Club

## LAP CHART - RACE 6

(contd.)

Lap 6			Lap 7			Lap 8			Lap 9			Lap 10		
No	Behind	Laptime	No	Behind	Laptime	No	Behind	Laptime	No	Behind	Laptime	No	Behind	Laptime
55		1:22.548	55		1:21.875	55		1:22.819	55		1:21.739	55		1:20.928
42	2.074	1:21.946	99	2 LAPS	1:49.634	33	1 LAP	1:31.234	42	1.769	1:21.518	42	1.514	1:20.673
44	1 LAP	1:36.686	41	1 LAP	1:34.668	42	1.990	1:21.769	35	9.165	1:23.576	35	13.239	1:25.002
35	3.932	1:23.643	42	3.040	1:22.841	35	7.328	1:24.438	33	1 LAP	1:30.492	33	1 LAP	1:30.236
43	1 LAP	1:37.185	4	1 LAP	1:35.578	34	1 LAP	1:34.302	97	1 LAP	1:34.963	97	1 LAP	1:31.565
53	2 LAPS	1:30.865	30	2 LAPS	1:51.661	41	1 LAP	1:38.236	34	1 LAP	1:33.615	34	1 LAP	1:33.872
65	1 LAP	1:40.362	35	5.709	1:23.652	4	1 LAP	1:36.923	41	1 LAP	1:33.689	52	41.906	1:25.422
60	1 LAP	1:40.913	44	1 LAP	1:36.373	99	2 LAPS	1:49.199	4	1 LAP	1:33.857	7	43.443	1:26.003
16	20.918	1:26.293	43	1 LAP	1:36.907	53	2 LAPS	1:28.489	52	37.412	1:26.739	41	1 LAP	1:34.830
52	26.324	1:25.426	53	2 LAPS	1:27.976	30	2 LAPS	1:48.217	53	2 LAPS	1:32.208	4	1 LAP	1:34.877
7	26.631	1:24.653	16	27.897	1:28.854	44	1 LAP	1:36.457	7	38.368	1:27.511	53	2 LAPS	1:28.696
22	33.954	1:27.319	52	29.654	1:25.205	52	32.412	1:25.577	44	1 LAP	1:36.687	5	57.317	1:27.030
5	34.775	1:26.660	7	30.194	1:25.438	7	32.596	1:25.221	22	50.713	1:28.260	22	58.155	1:28.370
18	35.987	1:26.727	65	1 LAP	1:38.536	43	1 LAP	1:37.629	43	1 LAP	1:36.391	18	58.929	1:28.234
78	39.640	1:27.566	60	1 LAP	1:40.159	22	44.192	1:27.616	5	51.215	1:28.217	44	1 LAP	1:36.771
10	47.541	1:29.405	22	39.395	1:27.316	5	44.737	1:27.594	18	51.623	1:27.623	78	1:06.880	1:29.386
27	48.804	1:28.579	5	39.962	1:27.062	18	45.739	1:27.980	99	2 LAPS	1:49.499	43	1 LAP	1:36.956
48	49.970	1:28.593	18	40.578	1:26.466	65	1 LAP	1:38.946	30	2 LAPS	1:47.749	27	1:09.396	1:27.356
49	50.147	1:32.755	78	45.383	1:27.618	78	51.613	1:29.049	78	58.422	1:28.548	10	1:13.770	1:29.156
75	50.230	1:31.781	27	53.328	1:26.399	60	1 LAP	1:43.047	27	1:02.968	1:26.935	48	1:18.362	1:30.770
40	51.096	1:31.766	10	54.444	1:28.778	49	1 LAP	2:52.992P	65	1 LAP	1:37.882	15	1:18.471	1:28.005
15	51.490	1:29.795	48	55.527	1:27.432	27	57.772	1:27.263	10	1:05.542	1:27.696	40	1:19.945	1:29.198
36	52.184	1:29.565	75	57.640	1:29.285	10	59.585	1:27.960	48	1:08.520	1:29.096	99	2 LAPS	1:48.013
46	53.173	1:29.198	40	57.982	1:28.761	48	1:01.163	1:28.455	15	1:11.394	1:28.579	30	2 LAPS	1:47.393
11	53.626	1:28.836	15	58.567	1:28.952	15	1:04.554	1:28.806	40	1:11.675	1:27.945	65	1 LAP	1:38.976
72	54.480	1:29.043	46	1:00.902	1:29.604	40	1:05.469	1:30.306	60	1 LAP	1:38.810			
97	1:10.359	1:34.134	11	1:01.517	1:29.766	75	1:06.250	1:31.429	75	1:14.086	1:29.575			
33	1:15.293	1:31.330	36	1:02.224	1:31.915	46	1:06.445	1:28.362	46	1:14.846	1:30.140			
34	1:19.630	1:35.740	72	1:02.413	1:29.808	11	1:07.319	1:28.621	36	1:16.137	1:30.060			
			97	1:21.258	1:32.774	36	1:07.816	1:28.411	72	1:17.899	1:30.817			
						72	1:08.821	1:29.227	11	1:17.952	1:32.372			
									49	1 LAP	1:43.840			

# European Endurance Racing Club

## LAP CHART - RACE 6

(contd.)

Lap 11			Lap 12			Lap 13			Lap 14			Lap 15		
No	Behind	Laptime	No	Behind	Laptime	No	Behind	Laptime	No	Behind	Laptime	No	Behind	Laptime
55		1:23.717	42		1:23.279	42		1:25.198	42		1:21.964	42		1:21.809
75	1 LAP	1:30.685	55	0.599	1:24.158	55	2.648	1:27.247	55	1.889	1:21.205	55	2.351	1:22.271
42	0.280	1:22.483	40	1 LAP	1:28.939	44	2 LAPS	1:36.980	26	9 LAPS	1:38.735	41	2 LAPS	1:33.498
46	1 LAP	1:30.842	75	1 LAP	1:29.777	43	2 LAPS	1:35.418	10	1 LAP	1:30.531	27	1 LAP	1:26.970
36	1 LAP	1:30.755	46	1 LAP	1:29.504	15	1 LAP	1:31.948	15	1 LAP	1:29.173	4	2 LAPS	1:33.859
11	1 LAP	1:30.859	36	1 LAP	1:29.404	40	1 LAP	1:31.020	40	1 LAP	1:31.382	78	1 LAP	1:29.164
72	1 LAP	1:32.110	11	1 LAP	1:31.850	75	1 LAP	1:30.544	44	2 LAPS	1:35.871	10	1 LAP	1:28.687
49	2 LAPS	1:31.861	72	1 LAP	1:31.007	46	1 LAP	1:30.459	75	1 LAP	1:29.918	26	9 LAPS	1:33.652
60	2 LAPS	1:39.940	65	2 LAPS	1:39.972	36	1 LAP	1:30.900	35	19.849	1:25.142	15	1 LAP	1:28.374
35	14.456	1:24.934	35	16.265	1:25.368	11	1 LAP	1:28.993	46	1 LAP	1:30.356	35	26.089	1:28.049
33	1 LAP	1:30.279	49	2 LAPS	1:32.209	35	16.671	1:25.604	36	1 LAP	1:29.540	36	1 LAP	1:31.334
97	1 LAP	1:31.407	99	3 LAPS	1:45.996	72	1 LAP	1:30.166	43	2 LAPS	1:39.321	75	1 LAP	1:33.445
52	43.517	1:25.328	60	2 LAPS	1:38.736	49	2 LAPS	1:32.987	11	1 LAP	1:29.783	46	1 LAP	1:32.771
34	1 LAP	1:33.520	30	3 LAPS	1:49.295	65	2 LAPS	1:36.724	72	1 LAP	1:29.785	11	1 LAP	1:30.649
7	43.930	1:24.204	33	1 LAP	1:31.030	33	1 LAP	1:31.333	49	2 LAPS	1:30.797	72	1 LAP	1:29.405
26	8 LAPS	12:24.331P	97	1 LAP	1:30.856	60	2 LAPS	1:41.724	65	2 LAPS	1:36.630	43	2 LAPS	1:36.597
53	2 LAPS	1:29.199	52	45.593	1:25.635	99	3 LAPS	1:46.795	33	1 LAP	1:30.602	49	2 LAPS	1:30.350
41	1 LAP	1:33.692	7	45.649	1:25.278	97	1 LAP	1:32.414	52	53.678	1:27.083	33	1 LAP	1:30.662
4	1 LAP	1:34.436	34	1 LAP	1:33.392	30	3 LAPS	1:46.827	97	1 LAP	1:34.563	52	58.208	1:26.339
22	1:00.874	1:26.436	53	2 LAPS	1:29.394	7	47.143	1:26.692	7	57.252	1:32.073	7	1:03.201	1:27.758
5	1:01.568	1:27.968	41	1 LAP	1:32.996	52	48.559	1:28.164	60	2 LAPS	1:38.705	97	1 LAP	1:32.262
18	1:02.401	1:27.189	22	1:04.159	1:26.844	53	2 LAPS	1:29.250	99	3 LAPS	1:45.513	60	2 LAPS	1:37.181
78	1:11.852	1:28.689	5	1:04.592	1:26.583	34	1 LAP	1:35.627	53	2 LAPS	1:28.971	53	2 LAPS	1:30.157
27	1:12.664	1:26.985	18	1:04.928	1:26.086	22	1:06.009	1:27.048	30	3 LAPS	1:46.058	22	1:16.972	1:27.236
44	1 LAP	1:37.409	4	1 LAP	1:34.545	5	1:06.582	1:27.188	22	1:11.545	1:27.500	5	1:18.019	1:27.614
10	1:19.156	1:29.103	26	8 LAPS	1:51.116	18	1:07.457	1:27.727	5	1:12.214	1:27.596	18	1:18.913	1:27.998
43	1 LAP	1:36.013	78	1:16.822	1:28.529	41	1 LAP	1:34.529	18	1:12.724	1:27.231	44	2 LAPS	2:30.611P
48	1:23.210	1:28.565	27	1:17.599	1:28.494	4	1 LAP	1:33.610	34	1 LAP	1:35.170	99	3 LAPS	1:48.276
15	1:23.560	1:28.806	10	1:24.508	1:28.911	27	1:19.876	1:27.475	30	3 LAPS	1:46.273	34	1 LAP	1:47.255
						78	1:20.857	1:29.233	65	2 LAPS	3:24.215P			

# European Endurance Racing Club

## LAP CHART - RACE 6

(contd.)

Lap 16			Lap 17			Lap 18			Lap 19			Lap 20		
No	Behind	Laptime	No	Behind	Laptime	No	Behind	Laptime	No	Behind	Laptime	No	Behind	Laptime
42		2:58.077	42		2:25.185	42		2:21.090	42		3:07.956	55		1:21.769
55	2.451	2:58.177	55	0.891	2:23.625	55	1.206	2:21.405	55	0.227	3:06.977	42	0.475	1:22.471
27	1 LAP	2:58.820	27	1 LAP	2:22.852	27	1 LAP	2:21.652	27	1 LAP	3:06.875	27	1 LAP	1:25.582
41	2 LAPS	3:00.500	41	2 LAPS	2:22.440	41	2 LAPS	2:21.986	41	2 LAPS	3:07.278	78	1 LAP	1:27.851
4	2 LAPS	2:58.728	4	2 LAPS	2:22.202	4	2 LAPS	2:22.041	4	2 LAPS	3:07.410	35	10.136	1:26.680
78	1 LAP	2:59.567	78	1 LAP	2:21.006	78	1 LAP	2:22.099	78	1 LAP	3:06.816	10	1 LAP	1:30.058
10	1 LAP	2:53.232	10	1 LAP	2:20.424	10	1 LAP	2:21.860	10	1 LAP	3:06.596	15	1 LAP	1:29.727
26	9 LAPS	2:52.670	26	9 LAPS	2:20.567	15	1 LAP	2:21.735	15	1 LAP	3:05.647	75	1 LAP	1:28.784
15	1 LAP	2:48.923	15	1 LAP	2:20.661	35	8.084	2:21.823	35	5.452	3:05.324	41	2 LAPS	1:35.323
35	12.390	2:44.378	35	7.351	2:20.146	36	1 LAP	2:22.165	36	1 LAP	3:06.259	36	1 LAP	1:30.544
36	1 LAP	2:41.073	36	1 LAP	2:19.236	75	1 LAP	2:22.956	75	1 LAP	3:05.007	4	2 LAPS	1:35.913
75	1 LAP	2:42.345	75	1 LAP	2:18.222	46	1 LAP	2:23.903	46	1 LAP	3:05.432	46	1 LAP	1:29.872
46	1 LAP	2:43.182	46	1 LAP	2:17.599	72	1 LAP	2:23.977	72	1 LAP	3:04.894	72	1 LAP	1:30.333
72	1 LAP	2:42.731	72	1 LAP	2:17.185	43	2 LAPS	2:23.047	43	2 LAPS	3:08.252	52	20.416	1:25.352
43	2 LAPS	2:39.629	43	2 LAPS	2:17.546	49	2 LAPS	2:23.625	49	2 LAPS	3:08.172	49	2 LAPS	1:29.913
49	2 LAPS	2:37.508	49	2 LAPS	2:16.875	33	1 LAP	2:23.506	33	1 LAP	3:08.441	7	23.971	1:28.058
33	1 LAP	2:23.262	33	1 LAP	2:16.280	52	17.390	2:24.046	52	17.060	3:07.626	33	1 LAP	1:30.158
52	24.539	2:24.408	52	14.434	2:15.080	7	18.920	2:24.695	7	17.909	3:06.945	22	31.745	1:28.035
7	26.102	2:20.978	7	15.315	2:14.398	97	1 LAP	2:24.274	97	1 LAP	3:09.706	43	2 LAPS	1:39.802
97	1 LAP	2:17.661	97	1 LAP	2:15.302	60	2 LAPS	2:24.102	60	2 LAPS	3:09.444	18	32.616	1:28.550
60	2 LAPS	2:13.212	60	2 LAPS	2:15.622	53	2 LAPS	2:24.482	53	2 LAPS	3:10.569	5	34.801	1:30.796
53	2 LAPS	2:11.105	53	2 LAPS	2:14.952	22	23.611	2:24.424	22	25.706	3:10.051	53	2 LAPS	1:31.720
22	31.040	2:12.145	22	20.277	2:14.422	5	24.414	2:23.582	5	26.001	3:09.543	97	1 LAP	1:36.304
5	32.852	2:12.910	5	21.922	2:14.255	18	25.359	2:24.072	18	26.062	3:08.659	44	2 LAPS	1:36.191
18	33.944	2:13.108	18	22.377	2:13.618	44	2 LAPS	2:23.461	44	2 LAPS	3:08.547	60	2 LAPS	1:41.225
44	2 LAPS	2:08.031	11	2 LAPS	5:14.935P	99	3 LAPS	2:24.208	99	3 LAPS	3:09.918	34	1 LAP	1:32.436
99	3 LAPS	2:03.599	44	2 LAPS	2:14.021	30	3 LAPS	2:23.469	30	3 LAPS	3:11.633	40	2 LAPS	1:33.277
30	3 LAPS	2:02.513	99	3 LAPS	2:13.042	34	1 LAP	2:23.924	34	1 LAP	3:11.129	65	2 LAPS	1:36.176
34	1 LAP	1:55.970	30	3 LAPS	2:13.611	40	2 LAPS	2:21.790	40	2 LAPS	3:10.805	99	3 LAPS	1:45.700
40	2 LAPS	4:54.388P	34	1 LAP	2:12.856	11	2 LAPS	2:31.374	65	2 LAPS	3:11.597	30	3 LAPS	1:48.103
65	2 LAPS	1:49.708	40	2 LAPS	2:05.153	65	2 LAPS	2:08.258	11	2 LAPS	3:12.349	11	2 LAPS	1:56.207
			65	2 LAPS	1:37.644									

Weather / Track : Cloudy / Dry

Thruxton  
 Circuit Length = 2.3560 miles.  
 Start: 16:14 End: 18:16

# European Endurance Racing Club

## LAP CHART - RACE 6

(contd.)

Lap 21			Lap 22			Lap 23			Lap 24			Lap 25		
No	Behind	Laptime	No	Behind	Laptime	No	Behind	Laptime	No	Behind	Laptime	No	Behind	Laptime
55		1:20.227	55		1:20.317	55		1:21.140	55		1:22.050	55		1:22.596
42	0.874	1:20.626	42	1.369	1:20.812	42	1.779	1:21.550	42	1.592	1:21.863	42	0.688	1:21.692
27	1 LAP	1:26.045	30	4 LAPS	1:46.901	65	3 LAPS	1:36.560	44	3 LAPS	1:37.447	34	2 LAPS	1:34.931
35	15.067	1:25.158	27	1 LAP	1:27.048	99	4 LAPS	1:43.951	60	3 LAPS	1:38.854	43	3 LAPS	1:35.140
78	1 LAP	1:28.713	35	18.634	1:23.884	35	22.285	1:24.791	65	3 LAPS	1:34.530	11	4 LAPS	1:51.653
15	1 LAP	1:27.232	78	1 LAP	1:28.359	27	1 LAP	1:27.648	35	24.106	1:23.871	44	3 LAPS	1:36.885
75	1 LAP	1:27.117	15	1 LAP	1:28.758	78	1 LAP	1:27.273	27	1 LAP	1:25.929	35	25.180	1:23.670
10	1 LAP	1:28.786	75	1 LAP	1:28.101	30	4 LAPS	1:47.150	99	4 LAPS	1:42.838	65	3 LAPS	1:33.585
36	1 LAP	1:27.947	11	3 LAPS	1:56.645	15	1 LAP	1:27.742	78	1 LAP	1:28.887	60	3 LAPS	1:36.739
52	25.996	1:25.807	10	1 LAP	1:29.088	52	35.000	1:25.871	52	38.921	1:25.971	27	1 LAP	1:26.303
46	1 LAP	1:29.839	52	30.269	1:24.590	75	1 LAP	1:27.723	15	1 LAP	1:28.502	52	41.890	1:25.565
72	1 LAP	1:30.354	36	1 LAP	1:27.156	10	1 LAP	1:28.144	75	1 LAP	1:28.682	78	1 LAP	1:28.398
41	2 LAPS	1:34.562	46	1 LAP	1:28.504	36	1 LAP	1:28.714	10	1 LAP	1:29.105	15	1 LAP	1:26.909
4	2 LAPS	1:33.872	7	36.958	1:26.400	46	1 LAP	1:29.922	36	1 LAP	1:29.216	75	1 LAP	1:28.621
7	30.875	1:27.131	72	1 LAP	1:30.092	7	43.968	1:28.150	7	47.437	1:25.519	36	1 LAP	1:27.980
49	2 LAPS	1:28.846	49	2 LAPS	1:29.808	72	1 LAP	1:29.780	22	53.475	1:27.453	7	50.808	1:25.967
33	1 LAP	1:28.110	33	1 LAP	1:29.885	22	48.072	1:26.692	18	54.047	1:26.952	10	1 LAP	1:29.512
22	37.013	1:25.495	22	42.520	1:25.824	18	49.145	1:26.959	46	1 LAP	1:33.110	22	58.961	1:28.082
18	37.470	1:25.081	18	43.326	1:26.173	49	2 LAPS	1:29.983	5	55.455	1:27.049	5	59.896	1:27.037
5	40.231	1:25.657	41	2 LAPS	1:35.310	5	50.456	1:25.950	72	1 LAP	1:31.270	46	1 LAP	1:29.165
53	2 LAPS	1:26.310	5	45.646	1:25.732	33	1 LAP	1:31.108	49	2 LAPS	1:29.834	72	1 LAP	1:29.741
97	1 LAP	1:31.949	4	2 LAPS	1:35.700	53	2 LAPS	1:29.308	33	1 LAP	1:28.308	49	2 LAPS	1:29.828
43	2 LAPS	1:37.098	53	2 LAPS	1:26.313	41	2 LAPS	1:34.322	53	2 LAPS	1:28.183	99	4 LAPS	1:49.874
40	2 LAPS	1:29.918	97	1 LAP	1:31.601	4	2 LAPS	1:34.817	30	4 LAPS	1:53.845	33	1 LAP	1:30.224
34	1 LAP	1:32.306	43	2 LAPS	1:35.006	11	3 LAPS	1:58.268	41	2 LAPS	1:33.205	53	2 LAPS	1:28.978
44	2 LAPS	1:36.303	40	2 LAPS	1:29.660	97	1 LAP	1:31.265	4	2 LAPS	1:33.493	41	2 LAPS	1:33.873
60	2 LAPS	1:38.859	34	1 LAP	1:31.616	40	2 LAPS	1:30.303	97	1 LAP	1:32.951			
65	2 LAPS	1:35.134	44	2 LAPS	1:37.115	34	1 LAP	1:31.507	40	2 LAPS	1:29.158			
99	3 LAPS	1:40.698	60	2 LAPS	1:37.133	43	2 LAPS	1:36.474						

# European Endurance Racing Club

## LAP CHART - RACE 6

(contd.)

Lap 26			Lap 27			Lap 28			Lap 29			Lap 30		
No	Behind	Laptime	No	Behind	Laptime	No	Behind	Laptime	No	Behind	Laptime	No	Behind	Laptime
55		1:22.910	55		1:21.128	55		1:21.155	55		1:22.479	55		1:21.716
4	3 LAPS	1:34.882	42	0.993	1:21.427	33	2 LAPS	1:29.863	42	1.041	1:22.967	42	0.369	1:21.044
42	0.694	1:22.916	99	5 LAPS	1:42.599	42	0.553	1:20.715	46	2 LAPS	1:30.440	30	6 LAPS	1:47.429
30	5 LAPS	1:47.029	41	3 LAPS	1:34.083	41	3 LAPS	1:33.086	53	3 LAPS	1:30.105	10	2 LAPS	1:29.643
40	3 LAPS	1:31.018	4	3 LAPS	1:33.594	99	5 LAPS	1:40.450	49	3 LAPS	1:31.278	46	2 LAPS	1:30.535
97	2 LAPS	1:33.611	40	3 LAPS	1:30.030	40	3 LAPS	1:28.973	33	2 LAPS	1:31.419	53	3 LAPS	1:27.386
34	2 LAPS	1:32.604	97	2 LAPS	1:33.230	4	3 LAPS	1:33.699	11	5 LAPS	1:49.454	49	3 LAPS	1:29.203
43	3 LAPS	1:33.036	18	2 LAPS	3:43.257P	97	2 LAPS	1:32.428	40	3 LAPS	1:30.252	33	2 LAPS	1:28.704
35	27.644	1:25.374	34	2 LAPS	1:32.656	35	34.735	1:24.326	41	3 LAPS	1:33.775	11	5 LAPS	1:44.098
27	1 LAP	1:26.920	35	31.564	1:25.048	34	2 LAPS	1:33.287	35	35.526	1:23.270	35	37.784	1:23.974
65	3 LAPS	1:34.492	43	3 LAPS	1:33.452	43	3 LAPS	1:33.105	4	3 LAPS	1:35.043	40	3 LAPS	1:29.493
44	3 LAPS	1:38.752	30	5 LAPS	1:47.460	27	1 LAP	1:27.055	97	2 LAPS	1:30.780	41	3 LAPS	1:33.623
60	3 LAPS	1:35.279	27	1 LAP	1:27.489	18	2 LAPS	1:38.057	99	5 LAPS	1:44.180	97	2 LAPS	1:30.810
11	4 LAPS	1:49.163	52	49.315	1:26.670	52	53.521	1:25.361	18	2 LAPS	1:24.914	4	3 LAPS	1:33.508
52	43.773	1:24.793	65	3 LAPS	1:33.200	30	5 LAPS	1:46.870	27	1 LAP	1:27.581	18	2 LAPS	1:24.271
78	1 LAP	1:28.618	60	3 LAPS	1:36.768	65	3 LAPS	1:32.689	34	2 LAPS	1:34.327	27	1 LAP	1:26.696
15	1 LAP	1:28.369	44	3 LAPS	1:39.005	78	1 LAP	1:28.292	43	3 LAPS	1:35.019	52	1:00.834	1:25.845
7	53.725	1:25.827	78	1 LAP	1:28.714	15	1 LAP	1:29.880	52	56.705	1:25.663	99	5 LAPS	1:42.191
75	1 LAP	1:31.099	15	1 LAP	1:27.995	7	1:07.036	1:28.574	78	1 LAP	1:26.940	34	2 LAPS	1:33.324
36	1 LAP	1:29.485	7	59.617	1:27.020	36	1 LAP	1:28.453	7	1:13.448	1:28.891	43	3 LAPS	1:34.272
10	1 LAP	1:30.540	36	1 LAP	1:27.928	60	3 LAPS	1:37.401	65	3 LAPS	1:33.946	78	1 LAP	1:28.172
22	1:02.400	1:26.349	75	1 LAP	1:29.598	75	1 LAP	1:29.217	15	1 LAP	1:29.733	7	1:16.696	1:24.964
5	1:03.227	1:26.241	10	1 LAP	1:29.638	22	1:13.871	1:27.754	36	1 LAP	1:28.974	15	1 LAP	1:27.902
46	1 LAP	1:28.777	22	1:07.272	1:26.000	5	1:14.350	1:27.271	22	1:18.200	1:26.808			
72	1 LAP	1:29.271	11	4 LAPS	1:49.124	10	1 LAP	1:30.162	5	1:19.037	1:27.166			
49	2 LAPS	1:29.830	5	1:08.234	1:26.135	44	3 LAPS	1:43.289	75	1 LAP	1:29.394			
33	1 LAP	1:29.398	46	1 LAP	1:30.057									
53	2 LAPS	1:28.412	49	2 LAPS	1:29.557									
			53	2 LAPS	1:28.359									

# European Endurance Racing Club

## LAP CHART - RACE 6

(contd.)

Lap 31			Lap 32			Lap 33			Lap 34			Lap 35		
No	Behind	Laptime	No	Behind	Laptime	No	Behind	Laptime	No	Behind	Laptime	No	Behind	Laptime
55		1:24.759	55		1:20.875	55		1:22.054	55		1:22.241	55		1:21.433
42	0.087	1:24.477	43	4 LAPS	1:37.164	42	1.892	1:22.380	42	1.521	1:21.870	42	0.643	1:20.555
22	1 LAP	1:28.399	15	2 LAPS	1:26.805	7	1 LAP	1:27.157	4	4 LAPS	1:35.134	97	3 LAPS	1:30.695
5	1 LAP	1:28.410	42	1.566	1:22.354	78	2 LAPS	1:28.384	7	1 LAP	1:25.201	7	1 LAP	1:25.796
65	4 LAPS	1:34.566	99	6 LAPS	1:45.320	34	3 LAPS	1:33.977	78	2 LAPS	1:27.892	41	4 LAPS	1:38.689
75	2 LAPS	1:28.769	22	1 LAP	1:26.339	15	2 LAPS	1:27.967	15	2 LAPS	1:28.200	4	4 LAPS	1:34.287
36	2 LAPS	1:31.084	5	1 LAP	1:26.330	44	6 LAPS	1:52.952	34	3 LAPS	1:33.499	78	2 LAPS	1:28.878
10	2 LAPS	1:29.031	36	2 LAPS	1:29.375	22	1 LAP	1:27.970	22	1 LAP	1:27.166	15	2 LAPS	1:27.328
46	2 LAPS	1:28.374	75	2 LAPS	1:30.333	5	1 LAP	1:27.799	5	1 LAP	1:26.946	22	1 LAP	1:26.824
53	3 LAPS	1:27.858	10	2 LAPS	1:28.633	43	4 LAPS	1:37.259	72	7 LAPS	1:46.374	5	1 LAP	1:26.749
49	3 LAPS	1:29.831	65	4 LAPS	1:33.531	36	2 LAPS	1:28.593	44	6 LAPS	1:37.280	34	3 LAPS	1:32.538
33	2 LAPS	1:29.956	46	2 LAPS	1:29.057	75	2 LAPS	1:29.131	11	6 LAPS	1:47.117	36	2 LAPS	1:30.242
30	6 LAPS	1:47.997	53	3 LAPS	1:29.872	10	2 LAPS	1:29.210	36	2 LAPS	1:29.213	75	2 LAPS	1:30.991
35	37.942	1:24.917	49	3 LAPS	1:29.651	65	4 LAPS	1:33.901	75	2 LAPS	1:28.104	72	7 LAPS	1:37.699
40	3 LAPS	1:28.885	33	2 LAPS	1:29.689	99	6 LAPS	1:45.405	10	2 LAPS	1:28.696	10	2 LAPS	1:29.781
60	5 LAPS	3:41.214P	35	42.300	1:25.233	46	2 LAPS	1:29.445	43	4 LAPS	1:35.890	44	6 LAPS	1:40.299
18	2 LAPS	1:23.823	30	6 LAPS	1:47.087	53	3 LAPS	1:28.972	46	2 LAPS	1:31.015	43	4 LAPS	1:41.120
41	3 LAPS	1:33.226	40	3 LAPS	1:28.214	49	3 LAPS	1:30.420	53	3 LAPS	1:30.709	46	2 LAPS	1:31.103
97	2 LAPS	1:29.890	18	2 LAPS	1:24.108	33	2 LAPS	1:30.343	33	2 LAPS	1:29.358	53	3 LAPS	1:30.986
11	5 LAPS	1:45.524	60	5 LAPS	1:36.164	35	45.447	1:25.201	49	3 LAPS	1:30.981	35	51.486	1:25.315
44	5 LAPS	3:48.673P	97	2 LAPS	1:31.421	18	2 LAPS	1:23.450	35	47.604	1:24.398	33	2 LAPS	1:28.804
4	3 LAPS	1:33.124	52	1:06.706	1:26.128	40	3 LAPS	1:28.423	99	6 LAPS	1:43.685	11	6 LAPS	1:50.912
27	1 LAP	1:26.774	27	1 LAP	1:28.053	60	5 LAPS	1:30.097	18	2 LAPS	1:23.615	49	3 LAPS	1:28.803
52	1:01.453	1:25.378	41	3 LAPS	1:33.711	52	1:10.359	1:25.707	40	3 LAPS	1:28.245	18	2 LAPS	1:24.427
34	2 LAPS	1:33.099	4	3 LAPS	1:35.618	27	1 LAP	1:27.111	52	1:13.749	1:25.631	99	6 LAPS	1:39.897
7	1:18.337	1:26.400	72	6 LAPS	8:18.946P	97	2 LAPS	1:32.481	60	5 LAPS	1:30.450	40	3 LAPS	1:29.482
78	1 LAP	1:28.077	11	5 LAPS	1:45.040	30	6 LAPS	1:47.295	27	1 LAP	1:26.110	52	1:17.603	1:25.287
						41	3 LAPS	1:32.703				27	1 LAP	1:25.921

# European Endurance Racing Club

## LAP CHART - RACE 6

(contd.)

Lap 36			Lap 37			Lap 38			Lap 39			Lap 40		
No	Behind	Laptime	No	Behind	Laptime	No	Behind	Laptime	No	Behind	Laptime	No	Behind	Laptime
55		1:20.790	55		1:21.321	55		1:22.884	55		1:22.525	35		1:24.834
42	0.938	1:21.085	52	1 LAP	1:25.617	52	1 LAP	1:26.075	36	4 LAPS	1:48.956	75	2 LAPS	1:29.158
60	6 LAPS	1:30.115	27	2 LAPS	1:27.941	27	2 LAPS	1:25.992	15	4 LAPS	3:46.276P	18	2 LAPS	1:23.171
97	3 LAPS	1:30.715	60	6 LAPS	1:28.413	11	7 LAPS	1:42.139	52	1 LAP	1:25.623	11	8 LAPS	3:51.289P
7	1 LAP	1:26.780	97	3 LAPS	1:30.935	60	6 LAPS	1:28.197	43	5 LAPS	1:35.708	44	7 LAPS	1:47.524
78	2 LAPS	1:26.691	7	1 LAP	1:28.804	30	9 LAPS	1:51.799	27	2 LAPS	1:27.047	33	2 LAPS	1:29.939
41	4 LAPS	1:33.640	78	2 LAPS	1:26.919	42	1 LAP	3:08.861P	40	5 LAPS	3:04.144P	52	30.322	1:25.612
15	2 LAPS	1:27.482	22	1 LAP	1:27.028	7	1 LAP	1:29.461	60	6 LAPS	1:28.173	36	3 LAPS	1:30.030
22	1 LAP	1:27.099	5	1 LAP	1:27.197	78	2 LAPS	1:28.386	30	9 LAPS	1:39.081	72	7 LAPS	1:34.961
5	1 LAP	1:27.423	41	4 LAPS	1:34.906	22	1 LAP	1:26.630	42	1 LAP	1:33.792	27	1 LAP	1:27.841
4	4 LAPS	1:33.950	4	4 LAPS	1:32.649	5	1 LAP	1:26.653	78	2 LAPS	1:27.565	15	3 LAPS	1:30.131
34	3 LAPS	1:32.411	75	2 LAPS	1:28.563	41	4 LAPS	1:33.329	22	1 LAP	1:26.826	99	8 LAPS	1:39.603
75	2 LAPS	1:28.308	34	3 LAPS	1:32.712	75	2 LAPS	1:28.887	5	1 LAP	1:26.547	60	5 LAPS	1:28.017
10	2 LAPS	1:28.969	10	2 LAPS	1:28.252	10	2 LAPS	1:29.490	44	7 LAPS	2:32.097P	4	5 LAPS	1:45.376
72	7 LAPS	1:36.251	36	3 LAPS	3:07.394P	34	3 LAPS	1:34.151	75	2 LAPS	1:30.139	42	52.345	1:21.883
35	56.924	1:26.228	35	1:00.212	1:24.609	35	1:01.872	1:24.544	35	1:04.123	1:24.776	43	4 LAPS	1:34.198
46	2 LAPS	1:29.868	72	7 LAPS	1:36.063	99	8 LAPS	4:03.238P	18	2 LAPS	1:23.304	40	4 LAPS	1:34.111
44	6 LAPS	1:37.086	46	2 LAPS	1:27.878	18	2 LAPS	1:24.403	34	3 LAPS	1:32.725	97	4 LAPS	1:45.541
53	3 LAPS	1:30.236	53	3 LAPS	1:28.123	46	2 LAPS	1:28.981	33	2 LAPS	1:29.162	5	1:09.648	1:26.725
33	2 LAPS	1:31.741	18	2 LAPS	1:23.986	53	3 LAPS	1:29.794	49	3 LAPS	1:30.848	78	1 LAP	1:28.136
18	2 LAPS	1:24.192	33	2 LAPS	1:28.751	72	7 LAPS	1:35.213	72	7 LAPS	1:34.540	46	3 LAPS	3:51.497P
49	3 LAPS	1:31.423	49	3 LAPS	1:29.499	33	2 LAPS	1:28.744	36	3 LAPS	1:28.914	55	1:13.691	3:42.648P
43	4 LAPS	1:39.192	44	6 LAPS	1:36.502	49	3 LAPS	1:29.144	4	5 LAPS	3:38.576P	30	8 LAPS	1:38.159
30	8 LAPS	3:57.120P	43	4 LAPS	1:35.568				52	1:33.667	1:26.269	22	1 LAP	3:10.072P
11	6 LAPS	1:42.846							99	8 LAPS	1:52.783			
40	3 LAPS	1:28.971							27	1 LAP	1:26.994			
									15	3 LAPS	1:39.082			
									43	4 LAPS	1:35.669			
									60	5 LAPS	1:28.021			
									97	4 LAPS	4:14.559P			
									42	1:59.419	1:22.558			
									40	4 LAPS	1:43.080			
									78	1 LAP	1:30.779			
									5	2:11.880	1:29.387			
									30	8 LAPS	1:40.568			

# European Endurance Racing Club

## LAP CHART - RACE 6

(contd.)

Lap 41			Lap 42			Lap 43			Lap 44			Lap 45		
No	Behind	Laptime	No	Behind	Laptime	No	Behind	Laptime	No	Behind	Laptime	No	Behind	Laptime
35		1:24.748	35		1:24.190	35		1:24.135	35		1:23.690	35		1:23.731
18	2 LAPS	1:23.540	18	2 LAPS	1:23.285	40	5 LAPS	1:33.642	55	1 LAP	1:22.528	55	1 LAP	1:23.868
75	2 LAPS	1:29.365	46	4 LAPS	1:40.001	18	2 LAPS	1:24.453	18	2 LAPS	1:24.747	18	2 LAPS	1:23.424
49	4 LAPS	2:47.598P	55	1 LAP	1:38.678	55	1 LAP	1:22.195	7	4 LAPS	1:34.645	53	7 LAPS	1:40.717
41	6 LAPS	4:49.428P	10	5 LAPS	5:49.095P	46	4 LAPS	1:29.488	4	6 LAPS	1:37.277	7	4 LAPS	1:31.516
11	8 LAPS	1:40.117	22	2 LAPS	1:34.144	22	2 LAPS	1:26.342	99	9 LAPS	1:38.333	4	6 LAPS	1:34.418
33	2 LAPS	1:29.010	30	9 LAPS	1:38.051	97	5 LAPS	1:43.080	78	4 LAPS	4:35.117P	99	9 LAPS	1:34.625
44	7 LAPS	1:35.993	75	2 LAPS	1:30.348	75	2 LAPS	1:30.800	40	5 LAPS	1:33.475	40	5 LAPS	1:33.129
52	31.059	1:25.485	11	8 LAPS	1:28.096	10	5 LAPS	1:39.160	46	4 LAPS	1:29.984	46	4 LAPS	1:30.613
36	3 LAPS	1:27.145	52	32.885	1:26.016	30	9 LAPS	1:38.225	97	5 LAPS	1:35.174	78	4 LAPS	1:36.765
27	1 LAP	1:26.319	33	2 LAPS	1:29.375	52	34.665	1:25.915	10	5 LAPS	1:29.880	10	5 LAPS	1:27.804
72	7 LAPS	1:35.584	36	3 LAPS	1:28.648	11	8 LAPS	1:27.932	75	2 LAPS	1:30.901	75	2 LAPS	1:27.885
7	3 LAPS	5:33.023P	49	4 LAPS	1:42.277	33	2 LAPS	1:29.318	30	9 LAPS	1:37.832	97	5 LAPS	1:34.406
15	3 LAPS	1:28.169	53	6 LAPS	6:09.295P	36	3 LAPS	1:25.703	11	8 LAPS	1:27.443	42	43.596	1:22.038
42	49.622	1:22.025	27	1 LAP	1:26.653	49	4 LAPS	1:27.733	22	2 LAPS	1:54.696	11	8 LAPS	1:28.642
60	5 LAPS	1:28.270	41	6 LAPS	1:46.555	42	46.534	1:23.253	36	3 LAPS	1:27.334	22	2 LAPS	1:27.552
99	8 LAPS	1:37.044	44	7 LAPS	1:40.167	27	1 LAP	1:28.211	42	45.289	1:22.445	36	3 LAPS	1:26.449
43	4 LAPS	1:34.518	42	47.416	1:21.984	15	3 LAPS	1:27.492	49	4 LAPS	1:27.491	49	4 LAPS	1:27.302
4	5 LAPS	1:37.633	34	5 LAPS	4:54.429P	41	6 LAPS	1:38.013	27	1 LAP	1:25.741	27	1 LAP	1:26.331
40	4 LAPS	1:34.488	15	3 LAPS	1:28.241	44	7 LAPS	1:38.200	15	3 LAPS	1:27.700	30	9 LAPS	1:39.989
5	1:15.385	1:30.485	72	7 LAPS	1:34.064	60	5 LAPS	1:29.030	60	5 LAPS	1:28.381	15	3 LAPS	1:27.491
97	4 LAPS	1:37.609	60	5 LAPS	1:28.356	72	7 LAPS	1:34.151	44	7 LAPS	1:36.911	60	5 LAPS	1:27.800
			43	4 LAPS	1:34.245	34	5 LAPS	1:42.288	72	7 LAPS	1:33.329	72	7 LAPS	1:33.774
			99	8 LAPS	1:38.017	53	6 LAPS	1:57.724	34	5 LAPS	1:33.126			
			4	5 LAPS	1:34.865	5	1:20.848	1:27.179	41	6 LAPS	1:41.240			
			7	3 LAPS	1:53.182	43	4 LAPS	1:34.414	5	1:23.069	1:25.911			
			5	1:17.804	1:26.609									

# European Endurance Racing Club

## LAP CHART - RACE 6

(contd.)

Lap 46			Lap 47			Lap 48			Lap 49			Lap 50		
No	Behind	Laptime	No	Behind	Laptime	No	Behind	Laptime	No	Behind	Laptime	No	Behind	Laptime
35		1:27.274	42		1:21.448	42		1:24.482	42		1:23.646	42		1:30.151
55	1 LAP	1:27.199	75	2 LAPS	1:29.035	10	5 LAPS	1:29.044	78	4 LAPS	1:28.273	78	4 LAPS	1:32.556
18	2 LAPS	1:26.184	22	2 LAPS	1:25.662	75	2 LAPS	1:29.374	46	4 LAPS	1:30.014	43	7 LAPS	1:42.470
5	1 LAP	1:29.642	36	3 LAPS	1:26.597	40	5 LAPS	1:34.654	33	5 LAPS	1:44.280	5	2 LAPS	1:44.212
34	6 LAPS	1:38.025	97	5 LAPS	1:32.775	22	2 LAPS	1:26.222	10	5 LAPS	1:27.645	46	4 LAPS	1:29.955
41	7 LAPS	1:40.472	11	8 LAPS	1:29.445	4	6 LAPS	1:38.859	75	2 LAPS	1:28.183	10	5 LAPS	1:28.730
7	4 LAPS	1:31.097	27	1 LAP	1:25.196	99	9 LAPS	1:37.029	22	2 LAPS	1:29.561	75	2 LAPS	1:28.624
4	6 LAPS	1:34.471	49	4 LAPS	1:27.354	36	3 LAPS	1:25.920	36	3 LAPS	1:28.950	27	1 LAP	1:26.108
99	9 LAPS	1:34.534	15	3 LAPS	1:27.872	27	1 LAP	1:25.375	27	1 LAP	1:27.787	22	2 LAPS	1:30.369
46	4 LAPS	1:29.295	60	5 LAPS	1:27.818	11	8 LAPS	1:28.646	41	7 LAPS	1:45.354	33	5 LAPS	1:41.874
78	4 LAPS	1:29.648	30	9 LAPS	1:36.370	49	4 LAPS	1:27.102	11	8 LAPS	1:26.904	36	3 LAPS	1:30.105
40	5 LAPS	1:33.704	55	47.304	1:22.470	97	5 LAPS	1:32.773	49	4 LAPS	1:28.233	11	8 LAPS	1:27.511
10	5 LAPS	1:28.450	18	1 LAP	1:24.739	15	3 LAPS	1:27.365	99	9 LAPS	1:37.424	7	4 LAPS	1:55.756
75	2 LAPS	1:28.524	35	1:03.341	3:03.893P	60	5 LAPS	1:27.927	4	6 LAPS	1:38.973	49	4 LAPS	1:28.075
42	39.104	1:22.782	43	6 LAPS	1:46.297	55	44.116	1:21.294	97	5 LAPS	1:30.978	97	5 LAPS	1:31.078
97	5 LAPS	1:31.789	34	5 LAPS	1:32.572	18	1 LAP	1:24.216	15	3 LAPS	1:27.821	41	7 LAPS	1:42.479
22	2 LAPS	1:26.768	33	4 LAPS	1:54.542	30	9 LAPS	1:37.132	55	42.292	1:21.822	55	34.007	1:21.866
11	8 LAPS	1:27.826	7	3 LAPS	1:30.046	5	1 LAP	3:12.660P	60	5 LAPS	1:28.193	99	9 LAPS	1:38.059
36	3 LAPS	1:26.564	78	3 LAPS	1:26.797	34	5 LAPS	1:31.613	18	1 LAP	1:24.620	4	6 LAPS	1:37.652
27	1 LAP	1:25.777	41	6 LAPS	1:37.364	35	1:15.530	1:36.671	30	9 LAPS	1:38.511	15	3 LAPS	1:27.160
49	4 LAPS	1:28.694	46	3 LAPS	1:30.439	43	6 LAPS	1:37.932	35	1:19.177	1:27.293	60	5 LAPS	1:27.928
15	3 LAPS	1:27.769				7	3 LAPS	1:29.881	34	5 LAPS	1:31.691	18	1 LAP	1:23.538
30	9 LAPS	1:37.885										35	1:16.286	1:27.260
60	5 LAPS	1:27.977										30	9 LAPS	1:37.067
33	4 LAPS	4:51.161P										34	5 LAPS	1:31.769
43	6 LAPS	4:08.655P										78	3 LAPS	1:26.981
55	1:25.386	1:24.995												
18	1 LAP	1:24.750												
5	1:27.367	1:25.661												
34	5 LAPS	1:32.243												
53	7 LAPS	2:57.629P												
7	3 LAPS	1:30.874												
41	6 LAPS	1:40.502												
46	3 LAPS	1:31.111												
78	3 LAPS	1:30.552												
4	5 LAPS	1:36.415												
40	4 LAPS	1:33.010												
99	8 LAPS	1:37.967												
10	4 LAPS	1:28.190												

# European Endurance Racing Club

## LAP CHART - RACE 6

(contd.)

Lap 51			Lap 52			Lap 53			Lap 54			Lap 55		
No	Behind	Laptime	No	Behind	Laptime	No	Behind	Laptime	No	Behind	Laptime	No	Behind	Laptime
42		1:31.133	42		1:26.050	42		1:25.690	42		1:23.946	42		1:22.649
5	2 LAPS	1:30.685	5	2 LAPS	1:29.354	78	4 LAPS	1:28.286	78	4 LAPS	1:26.943	78	4 LAPS	1:27.159
46	4 LAPS	1:30.806	10	5 LAPS	1:28.927	34	6 LAPS	1:33.147	27	1 LAP	1:26.339	27	1 LAP	1:27.418
10	5 LAPS	1:29.380	46	4 LAPS	1:29.854	30	10 LAPS	1:37.785	10	5 LAPS	1:28.701	55	17.110	1:22.380
75	2 LAPS	1:28.008	27	1 LAP	1:25.065	10	5 LAPS	1:26.620	22	2 LAPS	1:26.587	22	2 LAPS	1:26.437
27	1 LAP	1:26.645	22	2 LAPS	1:25.503	27	1 LAP	1:24.617	5	2 LAPS	1:29.378	10	5 LAPS	1:29.005
43	7 LAPS	1:38.574	75	2 LAPS	1:42.263	5	2 LAPS	1:28.416	55	17.379	1:21.722	5	2 LAPS	1:27.841
22	2 LAPS	1:26.189	11	8 LAPS	1:29.059	22	2 LAPS	1:25.455	34	6 LAPS	1:35.199	46	4 LAPS	1:27.321
11	8 LAPS	1:31.645	55	22.991	1:23.537	46	4 LAPS	1:28.669	46	4 LAPS	1:30.298	34	6 LAPS	1:33.387
49	4 LAPS	1:29.638	43	7 LAPS	1:37.350	55	19.603	1:22.302	30	10 LAPS	1:39.677	30	10 LAPS	1:36.574
7	4 LAPS	1:34.538	49	4 LAPS	1:28.069	11	8 LAPS	1:32.947	75	2 LAPS	1:30.559	18	1 LAP	1:25.340
55	25.504	1:22.630	53	12 LAPS	8:06.217P	75	2 LAPS	1:33.513	11	8 LAPS	1:30.833	75	2 LAPS	1:29.949
33	5 LAPS	1:40.800	7	4 LAPS	1:31.154	43	7 LAPS	1:35.950	15	3 LAPS	1:28.027	15	3 LAPS	1:27.411
97	5 LAPS	1:31.602	15	3 LAPS	1:27.496	7	4 LAPS	1:29.665	18	1 LAP	1:26.158	11	8 LAPS	1:31.520
15	3 LAPS	1:28.708	97	5 LAPS	1:31.371	15	3 LAPS	1:26.473	7	4 LAPS	1:31.676	7	4 LAPS	1:30.004
18	1 LAP	1:25.922	18	1 LAP	1:24.690	18	1 LAP	1:26.564	43	7 LAPS	1:35.875	43	7 LAPS	1:34.134
99	9 LAPS	1:39.266	33	5 LAPS	1:38.612	97	5 LAPS	1:31.991	97	5 LAPS	1:30.823	97	5 LAPS	1:31.092
60	5 LAPS	1:29.831	60	5 LAPS	1:31.565	53	12 LAPS	1:45.698	60	5 LAPS	1:29.753	60	5 LAPS	1:29.517
4	6 LAPS	1:39.663	99	9 LAPS	1:35.405	60	5 LAPS	1:30.431	53	12 LAPS	1:34.909	53	12 LAPS	1:34.551
41	7 LAPS	1:42.778	4	6 LAPS	1:35.278	33	5 LAPS	1:38.647	33	5 LAPS	1:35.477	33	5 LAPS	1:34.823
35	1:11.621	1:26.468	41	7 LAPS	1:37.466	99	9 LAPS	1:35.091	99	9 LAPS	1:34.937	35	1:21.026	1:27.245
30	9 LAPS	1:37.228	35	1:12.017	1:26.446	4	6 LAPS	1:34.543	4	6 LAPS	1:34.979			
34	5 LAPS	1:31.904				41	7 LAPS	1:37.347	35	1:16.430	1:26.682			
78	3 LAPS	1:26.544				35	1:13.694	1:27.367	41	7 LAPS	1:37.338			

# European Endurance Racing Club

## LAP CHART - RACE 6

(contd.)

Lap 56			Lap 57			Lap 58			Lap 59			Lap 60		
No	Behind	Laptime	No	Behind	Laptime	No	Behind	Laptime	No	Behind	Laptime	No	Behind	Laptime
42		1:23.917	42		1:22.948	42		1:22.376	42		1:22.948	42		1:22.833
4	7 LAPS	1:34.439	35	1 LAP	1:27.119	35	1 LAP	1:25.707	35	1 LAP	1:26.625	97	6 LAPS	1:30.079
99	10 LAPS	1:36.182	33	6 LAPS	1:36.275	53	13 LAPS	1:35.839	43	8 LAPS	1:34.494	65	27 LAPS	1:37.889
49	7 LAPS	5:16.153P	4	7 LAPS	1:34.476	55	13.075	1:21.646	55	11.076	1:20.949	55	10.815	1:22.572
78	4 LAPS	1:26.472	99	10 LAPS	1:34.026	33	6 LAPS	1:35.796	53	13 LAPS	1:34.136	30	11 LAPS	1:37.650
41	8 LAPS	1:37.819	55	13.805	1:23.028	78	4 LAPS	1:27.089	78	4 LAPS	1:26.780	35	1 LAP	1:26.593
55	13.725	1:20.532	78	4 LAPS	1:26.666	99	10 LAPS	1:34.626	22	2 LAPS	1:27.805	43	8 LAPS	1:33.964
22	2 LAPS	1:25.643	49	7 LAPS	1:39.608	4	7 LAPS	1:35.946	49	7 LAPS	1:29.146	78	4 LAPS	1:27.178
65	26 LAPS	33:55.756P	22	2 LAPS	1:26.459	49	7 LAPS	1:27.383	33	6 LAPS	1:36.640	53	13 LAPS	1:33.183
27	1 LAP	1:28.035	27	1 LAP	1:29.546	22	2 LAPS	1:25.565	10	5 LAPS	1:27.553	22	2 LAPS	1:26.216
10	5 LAPS	1:27.026	10	5 LAPS	1:27.253	10	5 LAPS	1:27.452	99	10 LAPS	1:35.640	49	7 LAPS	1:28.403
5	2 LAPS	1:26.878	5	2 LAPS	1:27.618	27	1 LAP	1:28.270	4	7 LAPS	1:36.047	27	2 LAPS	2:50.974P
46	4 LAPS	1:27.268	41	8 LAPS	1:40.009	5	2 LAPS	1:28.025	5	2 LAPS	1:26.854	10	5 LAPS	1:27.753
34	6 LAPS	1:31.488	46	4 LAPS	1:26.726	46	4 LAPS	1:36.167	46	4 LAPS	1:28.197	5	2 LAPS	1:27.715
18	1 LAP	1:25.705	34	6 LAPS	1:31.582	41	8 LAPS	1:37.762	18	1 LAP	1:24.939	33	6 LAPS	1:35.158
75	2 LAPS	1:28.713	18	1 LAP	1:24.228	18	1 LAP	1:25.432	41	8 LAPS	1:37.160	99	10 LAPS	1:35.912
15	3 LAPS	1:28.442	15	3 LAPS	1:26.747	34	6 LAPS	1:32.635	15	3 LAPS	1:27.402	4	7 LAPS	1:35.591
11	8 LAPS	1:28.218	75	2 LAPS	1:30.267	15	3 LAPS	1:26.246	34	6 LAPS	1:32.826	18	1 LAP	1:25.334
30	10 LAPS	1:37.347	65	26 LAPS	1:57.484	75	2 LAPS	1:30.687	75	2 LAPS	1:30.662	46	4 LAPS	1:28.869
7	4 LAPS	1:30.170	11	8 LAPS	1:29.492	11	8 LAPS	1:30.873	11	8 LAPS	1:31.316	60	7 LAPS	3:51.019P
97	5 LAPS	1:31.624	7	4 LAPS	1:30.112	7	4 LAPS	1:31.091	7	4 LAPS	1:29.753	15	3 LAPS	1:27.800
43	7 LAPS	1:34.709	30	10 LAPS	1:36.193	65	26 LAPS	1:40.921				34	6 LAPS	1:30.660
60	5 LAPS	1:29.280	97	5 LAPS	1:30.082	30	10 LAPS	1:36.479				41	8 LAPS	1:38.251
53	12 LAPS	1:33.485	60	5 LAPS	1:31.133	97	5 LAPS	1:30.455				75	2 LAPS	1:29.975
			43	7 LAPS	1:35.859									

**European Endurance Racing Club  
LAP CHART - RACE 6**

(contd.)

Lap 61			Lap 62			Lap 63			Lap 64			Lap 65		
No	Behind	Laptime	No	Behind	Laptime	No	Behind	Laptime	No	Behind	Laptime	No	Behind	Laptime
42		1:20.887	42		1:22.752	42		1:22.056	42		1:22.421	42		1:22.306
11	9 LAPS	1:31.072	34	7 LAPS	1:33.916	55	10.735	1:21.972	33	7 LAPS	1:33.802	15	4 LAPS	1:28.666
7	5 LAPS	1:30.887	75	3 LAPS	1:31.054	34	7 LAPS	1:31.961	4	8 LAPS	1:34.389	53	14 LAPS	1:33.627
55	11.990	1:22.062	60	8 LAPS	1:50.588	7	5 LAPS	1:31.590	99	11 LAPS	1:35.955	27	3 LAPS	1:33.396
97	6 LAPS	1:30.130	55	10.819	1:21.581	60	8 LAPS	1:40.857	55	8.823	1:20.509	55	8.549	1:22.032
35	1 LAP	1:28.343	41	9 LAPS	1:40.247	41	9 LAPS	1:39.558	34	7 LAPS	1:31.175	97	8 LAPS	3:56.372P
65	27 LAPS	1:40.239	7	5 LAPS	1:30.122	35	1 LAP	1:28.091	7	5 LAPS	1:31.165	33	7 LAPS	1:33.855
30	11 LAPS	1:36.977	97	6 LAPS	1:31.270	78	4 LAPS	1:26.203	75	4 LAPS	3:14.683P	99	11 LAPS	1:36.690
78	4 LAPS	1:25.935	35	1 LAP	1:27.466	22	2 LAPS	1:28.339	35	1 LAP	1:28.225	4	8 LAPS	1:37.277
43	8 LAPS	1:33.359	78	4 LAPS	1:25.517	49	7 LAPS	1:27.762	60	8 LAPS	1:37.783	34	7 LAPS	1:31.241
22	2 LAPS	1:26.543	65	27 LAPS	1:37.790	43	8 LAPS	1:34.134	78	4 LAPS	1:25.571	7	5 LAPS	1:30.905
49	7 LAPS	1:27.957	30	11 LAPS	1:38.223	10	5 LAPS	1:26.933	41	9 LAPS	1:37.788	35	1 LAP	1:27.190
10	5 LAPS	1:27.199	43	8 LAPS	1:33.483	65	27 LAPS	1:38.910	22	2 LAPS	1:26.304	78	4 LAPS	1:27.201
5	2 LAPS	1:27.300	22	2 LAPS	1:26.588	5	2 LAPS	1:27.045	49	7 LAPS	1:27.392	75	4 LAPS	1:38.296
53	13 LAPS	1:39.268	49	7 LAPS	1:27.649	30	11 LAPS	1:38.977	10	5 LAPS	1:26.786	60	8 LAPS	1:36.091
27	2 LAPS	1:40.037	10	5 LAPS	1:26.243	18	1 LAP	1:24.520	5	2 LAPS	1:26.980	41	9 LAPS	1:37.315
18	1 LAP	1:25.824	5	2 LAPS	1:27.052	46	4 LAPS	1:29.125	43	8 LAPS	1:33.874	22	2 LAPS	1:27.298
33	6 LAPS	1:35.455	18	1 LAP	1:26.378	53	13 LAPS	1:34.591	18	1 LAP	1:25.817	10	5 LAPS	1:26.213
46	4 LAPS	1:27.311	53	13 LAPS	1:35.515	27	2 LAPS	1:31.737	65	27 LAPS	1:39.523	49	7 LAPS	1:27.495
99	10 LAPS	1:34.448	46	4 LAPS	1:28.938	15	3 LAPS	1:28.135	30	11 LAPS	1:38.308	5	2 LAPS	1:26.767
4	7 LAPS	1:34.585	27	2 LAPS	1:33.792				46	4 LAPS	1:28.682	18	1 LAP	1:27.536
15	3 LAPS	1:26.977	33	6 LAPS	1:33.905							43	8 LAPS	1:33.672
			99	10 LAPS	1:33.508							46	4 LAPS	1:29.368
			4	7 LAPS	1:34.185							65	27 LAPS	1:36.533
			15	3 LAPS	1:26.612							30	11 LAPS	1:37.451

**European Endurance Racing Club  
LAP CHART - RACE 6**

(contd.)

Lap 66			Lap 67			Lap 68			Lap 69			Lap 70		
No	Behind	Laptime	No	Behind	Laptime	No	Behind	Laptime	No	Behind	Laptime	No	Behind	Laptime
55		1:24.337	55		1:22.870	55		1:25.448	55		1:25.137	55		1:24.688
15	4 LAPS	1:27.916	46	5 LAPS	1:28.989	43	9 LAPS	1:33.375	46	5 LAPS	1:29.032	60	9 LAPS	1:35.263
27	3 LAPS	1:33.642	15	4 LAPS	1:28.238	46	5 LAPS	1:28.940	15	4 LAPS	1:26.410	42	1 LAP	1:23.420
53	14 LAPS	1:36.043	42	1 LAP	3:03.554P	15	4 LAPS	1:27.120	42	1 LAP	1:23.280	15	4 LAPS	1:27.953
33	7 LAPS	1:34.364	65	28 LAPS	1:36.295	42	1 LAP	1:31.859	43	9 LAPS	1:33.536	46	5 LAPS	1:29.473
97	8 LAPS	1:38.123	30	12 LAPS	1:37.085	65	28 LAPS	1:35.783	65	28 LAPS	1:35.208	43	9 LAPS	1:32.036
99	11 LAPS	1:34.505	27	3 LAPS	1:31.934	30	12 LAPS	1:35.957	27	3 LAPS	1:32.571	41	11 LAPS	1:48.362
4	8 LAPS	1:34.561	53	14 LAPS	1:33.713	27	3 LAPS	1:31.956	30	12 LAPS	1:36.166	27	3 LAPS	1:33.907
34	7 LAPS	1:31.094	33	7 LAPS	1:34.119	53	14 LAPS	1:33.513	97	8 LAPS	1:30.412	97	8 LAPS	1:31.319
35	1 LAP	1:27.298	97	8 LAPS	1:30.407	97	8 LAPS	1:30.648	53	14 LAPS	1:34.578	30	12 LAPS	1:36.958
7	5 LAPS	1:32.951	99	11 LAPS	1:33.742	33	7 LAPS	1:34.442	33	7 LAPS	1:34.708	53	14 LAPS	1:33.312
78	4 LAPS	1:25.698	4	8 LAPS	1:33.955	34	7 LAPS	1:30.935	35	1 LAP	1:27.758	35	1 LAP	1:27.414
75	4 LAPS	1:32.024	34	7 LAPS	1:30.331	35	1 LAP	1:27.680	78	4 LAPS	1:26.235	78	4 LAPS	1:26.464
22	2 LAPS	1:28.570	35	1 LAP	1:27.172	99	11 LAPS	1:35.149	34	7 LAPS	1:32.107	33	7 LAPS	1:35.488
10	5 LAPS	1:26.673	78	4 LAPS	1:27.385	4	8 LAPS	1:34.887	99	11 LAPS	1:34.083	34	7 LAPS	1:30.787
60	8 LAPS	1:36.978	7	5 LAPS	1:30.838	78	4 LAPS	1:25.456	4	8 LAPS	1:34.145	4	8 LAPS	1:33.337
49	7 LAPS	1:27.971	22	2 LAPS	1:27.205	7	5 LAPS	1:29.912	7	5 LAPS	1:30.605	99	11 LAPS	1:34.056
5	2 LAPS	1:26.277	75	4 LAPS	1:31.377	22	2 LAPS	1:27.014	22	2 LAPS	1:27.779	7	5 LAPS	1:31.710
18	1 LAP	1:24.372	10	5 LAPS	1:26.628	10	5 LAPS	1:26.662	10	5 LAPS	1:26.855	22	2 LAPS	1:26.790
41	9 LAPS	1:41.945	49	7 LAPS	1:27.284	5	2 LAPS	1:26.510	18	1 LAP	1:24.753	10	5 LAPS	1:26.718
43	8 LAPS	1:32.599	5	2 LAPS	1:27.097	49	7 LAPS	1:27.706	5	2 LAPS	1:26.352	18	1 LAP	1:25.187
			18	1 LAP	1:25.567	18	1 LAP	1:25.812	49	7 LAPS	1:27.811	5	2 LAPS	1:25.972
			60	8 LAPS	1:36.098	75	4 LAPS	1:34.017	75	4 LAPS	1:27.548	49	7 LAPS	1:27.007
						41	10 LAPS	3:02.657P				75	4 LAPS	1:28.357
						60	8 LAPS	1:35.329						

**European Endurance Racing Club  
LAP CHART - RACE 6**

(contd.)

Lap 71			Lap 72			Lap 73			Lap 74			Lap 75		
No	Behind	Laptime	No	Behind	Laptime	No	Behind	Laptime	No	Behind	Laptime	No	Behind	Laptime
55		1:24.937	55		1:27.651	55		1:26.527	55		1:24.897	55		1:25.052
42	1 LAP	1:21.661	42	1 LAP	1:22.157	15	5 LAPS	1:36.402	99	12 LAPS	1:33.825	53	15 LAPS	1:35.575
46	5 LAPS	1:29.545	15	5 LAPS	2:46.908P	46	5 LAPS	1:28.974	4	9 LAPS	1:36.081	33	8 LAPS	1:34.919
60	9 LAPS	1:35.930	46	5 LAPS	1:29.368	60	9 LAPS	1:34.678	15	5 LAPS	1:29.055	30	13 LAPS	1:38.984
65	29 LAPS	2:42.479P	60	9 LAPS	1:34.725	43	9 LAPS	1:31.631	46	5 LAPS	1:29.269	99	12 LAPS	1:33.325
43	9 LAPS	1:32.557	43	9 LAPS	1:32.781	78	4 LAPS	1:26.217	75	5 LAPS	2:04.609P	4	9 LAPS	1:33.726
41	11 LAPS	1:35.395	41	11 LAPS	1:37.349	97	8 LAPS	1:29.297	43	9 LAPS	1:32.407	15	5 LAPS	1:28.607
27	3 LAPS	1:30.976	97	8 LAPS	1:29.490	41	11 LAPS	1:38.848	60	9 LAPS	1:34.999	46	5 LAPS	1:28.290
97	8 LAPS	1:29.625	78	4 LAPS	1:28.339	35	1 LAP	1:28.493	78	4 LAPS	1:25.012	78	4 LAPS	1:25.508
35	1 LAP	1:27.714	65	29 LAPS	1:55.302	27	3 LAPS	1:31.433	97	8 LAPS	1:27.764	43	9 LAPS	1:32.640
78	4 LAPS	1:26.451	35	1 LAP	1:29.301	65	29 LAPS	1:35.926	35	1 LAP	1:27.455	60	9 LAPS	1:34.049
53	14 LAPS	1:35.674	27	3 LAPS	1:34.972	18	1 LAP	1:26.770	27	3 LAPS	1:31.669	97	8 LAPS	1:28.303
30	12 LAPS	1:36.577	34	7 LAPS	1:31.947	34	7 LAPS	1:30.852	18	1 LAP	1:26.195	35	1 LAP	1:38.032
34	7 LAPS	1:30.787	53	14 LAPS	1:35.358	22	2 LAPS	1:27.754	65	29 LAPS	1:33.767	18	1 LAP	1:29.225
33	7 LAPS	1:33.462	18	1 LAP	1:25.004	10	5 LAPS	1:28.156	7	7 LAPS	4:16.374P	27	3 LAPS	1:31.979
22	2 LAPS	1:27.266	30	12 LAPS	1:38.000	5	2 LAPS	1:29.321	41	11 LAPS	1:42.117	22	2 LAPS	1:27.919
18	1 LAP	1:25.558	22	2 LAPS	1:27.333	53	14 LAPS	1:37.773	22	2 LAPS	1:27.365	42	1:18.229	1:23.400
4	8 LAPS	1:34.025	33	7 LAPS	1:33.129	30	12 LAPS	1:36.580	34	7 LAPS	1:31.004	65	29 LAPS	1:34.284
10	5 LAPS	1:27.705	10	5 LAPS	1:27.352	33	7 LAPS	1:36.604	5	2 LAPS	1:29.230	5	2 LAPS	1:27.666
99	11 LAPS	1:34.247	5	2 LAPS	1:27.595	49	7 LAPS	1:29.581	10	5 LAPS	1:31.731	7	7 LAPS	1:36.045
5	2 LAPS	1:26.356	49	7 LAPS	1:28.985	42	1:21.097	1:21.834	42	1:19.881	1:23.681	10	5 LAPS	1:28.878
7	5 LAPS	1:32.887	4	8 LAPS	1:34.836				49	7 LAPS	1:29.405			
49	7 LAPS	1:28.527	75	4 LAPS	1:28.377									
75	4 LAPS	1:27.661	99	11 LAPS	1:36.245									
			42	1:25.790	1:23.476									

# European Endurance Racing Club

## LAP CHART - RACE 6

(contd.)

Lap 76			Lap 77			Lap 78			Lap 79			Lap 80		
No	Behind	Laptime	No	Behind	Laptime	No	Behind	Laptime	No	Behind	Laptime	No	Behind	Laptime
55		1:23.119	55		1:26.372	55		1:25.666	55		1:25.477	55		1:26.924
34	8 LAPS	1:33.446	7	8 LAPS	1:30.149	5	3 LAPS	1:28.033	5	3 LAPS	1:26.111	35	2 LAPS	1:29.311
41	12 LAPS	1:43.521	10	6 LAPS	1:29.891	7	8 LAPS	1:28.519	7	8 LAPS	1:26.425	60	10 LAPS	1:35.430
49	8 LAPS	1:35.066	65	30 LAPS	1:34.873	10	6 LAPS	1:28.416	10	6 LAPS	1:27.776	5	3 LAPS	1:27.602
53	15 LAPS	1:33.753	34	8 LAPS	1:30.634	27	4 LAPS	1:36.513	27	4 LAPS	1:31.056	7	8 LAPS	1:26.726
33	8 LAPS	1:33.096	41	12 LAPS	1:36.842	34	8 LAPS	1:30.854	34	8 LAPS	1:30.324	10	6 LAPS	1:27.714
99	12 LAPS	1:32.804	53	15 LAPS	1:33.661	65	30 LAPS	1:32.784	65	30 LAPS	1:31.415	27	4 LAPS	1:30.104
30	13 LAPS	1:36.736	49	8 LAPS	1:35.184	53	15 LAPS	1:33.427	53	15 LAPS	1:33.525	34	8 LAPS	1:30.458
4	9 LAPS	1:33.465	33	8 LAPS	1:34.378	49	8 LAPS	1:34.389	49	8 LAPS	1:34.113	65	30 LAPS	1:32.248
15	5 LAPS	1:28.451	99	12 LAPS	1:33.584	33	8 LAPS	1:34.223	33	8 LAPS	1:34.121	53	15 LAPS	1:32.074
46	5 LAPS	1:28.358	4	9 LAPS	1:33.771	41	12 LAPS	1:40.714	15	5 LAPS	1:29.282	15	5 LAPS	1:29.115
75	6 LAPS	3:08.322	30	13 LAPS	1:35.099	99	12 LAPS	1:33.221	99	12 LAPS	1:34.109	49	8 LAPS	1:33.998
78	4 LAPS	1:26.331	15	5 LAPS	1:29.323	4	9 LAPS	1:33.397	46	5 LAPS	1:28.561	33	8 LAPS	1:34.150
43	9 LAPS	1:31.772	46	5 LAPS	1:29.181	15	5 LAPS	1:29.560	4	9 LAPS	1:33.694	46	5 LAPS	1:28.600
97	8 LAPS	1:28.514	78	4 LAPS	1:27.624	30	13 LAPS	1:36.642	41	12 LAPS	1:40.703	99	12 LAPS	1:33.540
60	9 LAPS	1:32.991	97	8 LAPS	1:29.919	46	5 LAPS	1:28.798	30	13 LAPS	1:35.477	4	9 LAPS	1:33.069
18	1 LAP	1:25.808	43	9 LAPS	1:34.145	78	4 LAPS	1:25.559	78	4 LAPS	1:26.181	78	4 LAPS	1:26.009
35	1 LAP	1:29.481	60	9 LAPS	1:32.935	42	1:08.536	1:21.678	42	1:05.836	1:22.777	41	12 LAPS	1:38.470
42	1:16.830	1:21.720	42	1:12.524	1:22.066	97	8 LAPS	1:29.536	97	8 LAPS	1:28.889	30	13 LAPS	1:36.871
22	2 LAPS	1:26.723	18	1 LAP	1:27.801	43	9 LAPS	1:31.735	18	1 LAP	1:27.699	42	1:06.534	1:27.622
27	3 LAPS	1:33.634	35	1 LAP	1:29.168	18	1 LAP	1:27.957	43	9 LAPS	1:32.381	97	8 LAPS	1:29.245
5	2 LAPS	1:27.216	22	2 LAPS	1:26.879	60	9 LAPS	1:33.691	22	2 LAPS	1:28.277	18	1 LAP	1:28.667
			75	6 LAPS	1:58.664	22	2 LAPS	1:29.953				22	2 LAPS	1:27.527
						35	1 LAP	1:31.537						

# European Endurance Racing Club

## LAP CHART - RACE 6

(contd.)

Lap 81			Lap 82			Lap 83			Lap 84			Lap 85		
No	Behind	Laptime	No	Behind	Laptime	No	Behind	Laptime	No	Behind	Laptime	No	Behind	Laptime
55		1:27.180	55		1:28.793									
43	10 LAPS	1:33.280	35	2 LAPS	1:28.721									
35	2 LAPS	1:28.507	5	3 LAPS	1:28.939									
5	3 LAPS	1:27.979	7	8 LAPS	1:27.907									
7	8 LAPS	1:26.570	43	10 LAPS	1:36.016									
60	10 LAPS	1:33.837	10	6 LAPS	1:28.806									
10	6 LAPS	1:28.513	60	10 LAPS	1:34.195									
27	4 LAPS	1:29.243	27	4 LAPS	1:32.759									
34	8 LAPS	1:30.342	34	8 LAPS	1:30.921									
65	30 LAPS	1:33.997	65	30 LAPS	1:33.348									
15	5 LAPS	1:29.572	15	5 LAPS	1:31.385									
53	15 LAPS	1:33.608	46	5 LAPS	1:30.062									
46	5 LAPS	1:30.040	78	4 LAPS	1:26.444									
49	8 LAPS	1:33.459	49	8 LAPS	1:30.641									
33	8 LAPS	1:33.559	53	15 LAPS	1:35.921									
78	4 LAPS	1:26.119	33	8 LAPS	1:35.557									
99	12 LAPS	1:33.839	99	12 LAPS	1:33.727									
4	9 LAPS	1:34.725	4	9 LAPS	1:33.548									
42	1:09.059	1:29.705	42	1:06.779	1:26.513									
30	13 LAPS	1:36.577	30	13 LAPS	1:36.647									
41	12 LAPS	1:40.498	97	8 LAPS	1:29.867									
97	8 LAPS	1:28.974	41	12 LAPS	1:38.457									
18	1 LAP	1:28.874	18	1 LAP	1:31.405									
22	2 LAPS	1:28.479	22	2 LAPS	1:29.222									