



BARC SE - Silverstone

Silverstone National Circuit

23rd/24th November 2002



Results Provided by MST Sports Timing Ltd
www.mstworld.com

BARC SEC Caterham Challenge

PRACTICE

POS	NO	CL	NAME	NAT	CAR/ENTRY	TIME	LAPS	GAP	MPH
1	3	E	Darren ASHLEY		Caterham Superlight	1:15.887	12		77.75
2	27	E	Pete JAMES		Caterham Superlight	1:16.846	12	0.959	76.78
3	22	E	David DYSON		Caterham Superlight	1:17.244	12	1.357	76.38
4	2	E	John GAW		Caterham Superlight	1:18.063	11	2.176	75.58
5	20	E	Matt BLYTH		Caterham Superlight	1:18.091	12	2.204	75.55
6	5	B	Nick FROST		Caterham Super Graduate	1:24.469	11	8.582	69.85
7	23	C	Soh FUKUSHIMA		Caterham Roadsport A	1:25.588	11	9.701	68.94
8	47	B	Mark SMITHERS		Caterham Super Graduate	1:26.458	8	10.571	68.24
9	37	D	David UNDERWOOD		Caterham Roadsport B	1:27.239	11	11.352	67.63
10	4	B	Simon READER		Caterham Super Graduate	1:27.628	11	11.741	67.33
11	25	B	Michaele APOSTOLIDES		Caterham Super Graduate	1:28.416	10	12.529	66.73
12	78	A	John PARKER		Caterham Graduate	1:30.469	10	14.582	65.22
13	79	A	Michael WELBURN		Caterham Graduate	1:30.474	11	14.587	65.21
14	26	C	Tim GARWOOD		Caterham Roadsport A	1:30.485	10	14.598	65.20
15	7	A	Graham SMITH		Caterham Graduate	1:30.534	11	14.647	65.17
16	42	D	Thomas QUARENDON		Caterham Roadsport B	1:31.137	11	15.250	64.74
17	74	A	Andrew ADSHEAD		Caterham Graduate	1:31.867	10	15.980	64.22
18	29	D	Brian BARRY		Caterham Roadsport B	1:32.428	10	16.541	63.83
19	77	D	Geoff DIXON		Caterham Roadsport B	1:32.461	9	16.574	63.81
20	72	A	Martin OXBOROUGH		Caterham Graduate	1:32.661	11	16.774	63.67
21	70	A	Toby BRIANT		Caterham Graduate	1:34.154	10	18.267	62.66
22	36	A	Sheila MARSHALL		Caterham Graduate	1:41.651	10	25.764	58.04

Weather : Raining / Wet

MST sports timing

Silverstone
Circuit Length = 1.6390 miles.
Start: 09:25 End: 09:45

Clerk Of Course:	Stewards:	Timekeeper:
------------------	-----------	-------------

BARC SEC Caterham Challenge LAP ANALYSIS - PRACTICE

2	John GAW	Caterham Superlight
1 - 7:29.740	6 - 1:24.257	11 - 1:18.063
2 - 1:24.382	7 - 1:21.028	
3 - 1:22.472	8 - 1:19.691	
4 - 1:23.445	9 - 1:18.952	
5 - 1:20.738	10 - 1:18.176	
3	Darren ASHLEY	Caterham Superlight
1 - 7:26.016	6 - 1:15.929	11 - 1:15.997
2 - 1:16.546	7 - 1:20.518	12 - 1:15.887
3 - 1:19.377	8 - 1:24.449	
4 - 1:16.569	9 - 1:22.608	
5 - 1:17.116	10 - 1:16.782	
4	Simon READER	Caterham Super Graduate
1 - 6:32.289	6 - 1:33.983	11 - 1:29.692
2 - 1:34.375	7 - 1:30.372	
3 - 1:32.863	8 - 1:28.952	
4 - 1:30.274	9 - 1:27.628	
5 - 1:30.901	10 - 1:27.646	
5	Nick FROST	Caterham Super Graduate
1 - 6:39.783	6 - 1:24.777	11 - 1:24.469
2 - 1:31.627	7 - 1:26.746	
3 - 1:28.132	8 - 1:25.373	
4 - 1:27.463	9 - 1:25.833	
5 - 1:26.059	10 - 1:25.893	
7	Graham SMITH	Caterham Graduate
1 - 6:33.071	6 - 1:31.358	11 - 1:31.215
2 - 1:35.137	7 - 1:30.534	
3 - 1:33.384	8 - 1:30.861	
4 - 1:31.156	9 - 1:32.344	
5 - 1:32.923	10 - 1:30.978	
20	Matt BLYTH	Caterham Superlight
1 - 7:30.819	6 - 1:20.578	11 - 1:21.660
2 - 1:21.681	7 - 1:19.415	12 - 1:19.405
3 - 1:22.969	8 - 1:18.091	
4 - 1:21.136	9 - 1:18.354	
5 - 1:20.316	10 - 1:18.642	
22	David DYSON	Caterham Superlight
1 - 7:38.339	6 - 1:20.624	11 - 1:19.315
2 - 1:17.850	7 - 1:18.292	12 - 1:17.758
3 - 1:19.692	8 - 1:17.244	
4 - 1:20.337	9 - 1:19.083	
5 - 1:19.313	10 - 1:18.544	

BARC SEC Caterham Challenge

LAP ANALYSIS - PRACTICE

(contd.)

23	Soh FUKUSHIMA	Caterham Roadsport A
1 - 7:43.786	6 - 1:27.222	11 - 1:29.233
2 - 1:27.986	7 - 1:26.035	
3 - 1:26.618	8 - 1:36.115	
4 - 1:26.355	9 - 1:25.588	
5 - 1:26.674	10 - 1:29.134	
25	Michaele APOSTOLIDES	Caterham Super Graduate
1 - 8:09.262	6 - 1:29.798	
2 - 1:34.355	7 - 1:29.701	
3 - 1:30.773	8 - 1:30.006	
4 - 1:32.820	9 - 1:28.817	
5 - 1:32.278	10 - 1:28.416	
26	Tim GARWOOD	Caterham Roadsport A
1 - 6:39.597	6 - 1:37.690	
2 - 1:43.863	7 - 1:33.719	
3 - 1:35.381	8 - 1:31.009	
4 - 1:32.410	9 - 1:30.485	
5 - 1:31.644	10 - 2:44.726	
27	Pete JAMES	Caterham Superlight
1 - 7:23.513	6 - 1:17.019	11 - 1:17.307
2 - 1:18.089	7 - 1:16.846	12 - 1:18.963
3 - 1:20.569	8 - 1:19.288	
4 - 1:18.628	9 - 1:18.417	
5 - 1:17.709	10 - 1:20.452	
29	Brian BARRY	Caterham Roadsport B
1 - 7:49.773	6 - 1:32.428	
2 - 1:39.122	7 - 1:37.011	
3 - 1:38.112	8 - 1:33.370	
4 - 1:41.251	9 - 1:34.169	
5 - 1:40.194	10 - 1:35.985	
36	Sheila MARSHALL	Caterham Graduate
1 - 6:44.972	6 - 1:44.934	
2 - 1:47.675	7 - 1:42.830	
3 - 1:46.247	8 - 1:44.172	
4 - 1:41.849	9 - 1:42.285	
5 - 1:41.651	10 - 1:43.900	
37	David UNDERWOOD	Caterham Roadsport B
1 - 6:50.808	6 - 1:30.863	11 - 1:31.470
2 - 1:42.056	7 - 1:32.791	
3 - 1:35.155	8 - 1:31.696	
4 - 1:35.813	9 - 1:30.367	
5 - 1:27.239	10 - 1:36.203	

Weather : Raining / Wet

www.mstworld.com

MST sports timing

Page 2 of 4

Silverstone
Circuit Length = 1.6390 miles.
Start: 09:25 End: 09:45

Issued - 09:53 Saturday, 23 November 2002

BARC SEC Caterham Challenge

LAP ANALYSIS - PRACTICE

(contd.)

42	Thomas QUARENDON	Caterham Roadsport B
1 - 6:46.021	6 - 1:34.145	11 - 1:34.153
2 - 1:44.557	7 - 1:32.023	
3 - 1:35.213	8 - 1:34.077	
4 - 1:33.122	9 - 1:32.823	
5 - 1:31.137	10 - 1:32.061	
47	Mark SMITHERS	Caterham Super Graduate
1 - X:00.000P	6 - 1:26.458	
2 - 1:45.247	7 - 1:26.564	
3 - 2:05.829	8 - 1:26.849	
4 - 1:28.510		
5 - 1:28.135		
70	Toby BRIANT	Caterham Graduate
1 - 6:37.674	6 - 1:34.939	
2 - 1:42.288	7 - 1:46.149	
3 - 1:45.680	8 - 1:35.256	
4 - 1:39.135	9 - 1:47.055	
5 - 1:34.154	10 - 1:36.316	
72	Martin OXBOROUGH	Caterham Graduate
1 - 6:33.783	6 - 1:35.212	11 - 1:36.250
2 - 1:38.596	7 - 1:34.924	
3 - 1:35.748	8 - 1:34.075	
4 - 1:34.780	9 - 1:32.661	
5 - 1:35.448	10 - 1:36.619	
74	Andrew ADSHEAD	Caterham Graduate
1 - 6:38.095	6 - 1:37.262	
2 - 1:47.011	7 - 1:33.049	
3 - 1:39.448	8 - 1:42.366	
4 - 1:34.831	9 - 1:35.445	
5 - 1:36.592	10 - 1:31.867	
77	Geoff DIXON	Caterham Roadsport B
1 - 6:36.281	6 - 1:35.605	
2 - 2:01.080	7 - 1:32.461	
3 - 2:26.077P	8 - 1:47.718	
4 - 1:50.970	9 - 1:39.250	
5 - 1:42.370		
78	John PARKER	Caterham Graduate
1 - 6:46.627	6 - 1:32.376	
2 - 1:45.102	7 - 1:30.469	
3 - 1:35.451	8 - 1:31.770	
4 - 1:34.751	9 - 1:31.609	
5 - 1:32.506	10 - 1:42.784	

Weather : Raining / Wet

www.mstworld.com

MST sports timing

Page 3 of 4

Silverstone
Circuit Length = 1.6390 miles.
Start: 09:25 End: 09:45

Issued - 09:53 Saturday, 23 November 2002


BARC SEC Caterham Challenge LAP ANALYSIS - PRACTICE

(contd.)

79	Michael WELBURN	Caterham Graduate
1 - 6:35.237	6 - 1:39.199	11 - 1:34.392
2 - 1:38.739	7 - 1:35.096	
3 - 1:35.150	8 - 1:35.138	
4 - 1:35.180	9 - 1:30.474	
5 - 1:34.666	10 - 1:35.158	

BARC SEC Caterham Challenge

GRID FOR RACE 1

ROW 11	1:34.154 70 BRIANT	1:41.651 36 MARSHALL
ROW 10	1:32.461 77 DIXON	1:32.661 72 OXBOROUGH
ROW 9	1:31.867 74 ADSHEAD	1:32.428 29 BARRY
ROW 8	1:30.534 7 SMITH	1:31.137 42 QUARENDON
ROW 7	1:30.474 79 WELBURN	1:30.485 26 GARWOOD
ROW 6	1:28.416 25 APOSTOLIDES	1:30.469 78 PARKER
ROW 5	1:27.239 37 UNDERWOOD	1:27.628 4 READER
ROW 4	1:25.588 23 FUKUSHIMA	1:26.458 47 SMITHERS
ROW 3	1:18.091 20 BLYTH	1:24.469 5 FROST
ROW 2	1:17.244 22 DYSON	1:18.063 2 GAW
ROW 1	1:15.887 3 ASHLEY	1:16.846 27 JAMES
POLE		
		

Weather : Raining / Wet

MST sports timing

Silverstone
Circuit Length = 1.6390 miles.
Start: 09:25 End: 09:45

Clerk Of Course:	Stewards:	Timekeeper:
------------------	-----------	-------------

BARC SEC Caterham Challenge

PROVISIONAL RESULT - RACE 1

POS	NO	CL	NAME	NAT	CAR/ENTRY	TIME	LAPS	GAP	MPH	BEST
1	22	E	David DYSON		Caterham Superlight	10:27.093	8		75.55	1:16.342
2	3	E	Darren ASHLEY		Caterham Superlight	10:29.353	8	2.260	75.28	1:17.240
3	2	E	John GAW		Caterham Superlight	10:40.625	8	13.532	73.95	1:18.385
4	27	E	Pete JAMES		Caterham Superlight	10:43.080	8	15.987	73.67	1:19.135
5	20	E	Matt BLYTH		Caterham Superlight	10:48.093	8	21.000	73.10	1:18.412
6	47	B	Mark SMITHERS		Caterham Super Graduate	11:46.066	8	1:18.973	67.10	1:25.958
7	5	B	Nick FROST		Caterham Super Graduate	11:54.012	8	1:26.919	66.35	1:26.650
8	4	B	Simon READER		Caterham Super Graduate	11:54.828	8	1:27.735	66.28	1:26.325
9	37	D	David UNDERWOOD		Caterham Roadsport B	10:27.927	7	1 LAP	66.05	1:27.490
10	23	C	Soh FUKUSHIMA		Caterham Roadsport A	10:34.646	7	1 LAP	65.35	1:26.260
11	25	B	Michaele APOSTOLIDES		Caterham Super Graduate	10:39.550	7	1 LAP	64.85	1:27.918
12	78	A	John PARKER		Caterham Graduate	10:44.976	7	1 LAP	64.31	1:29.730
13	7	A	Graham SMITH		Caterham Graduate	10:48.473	7	1 LAP	63.96	1:29.843
14	74	A	Andrew ADSHEAD		Caterham Graduate	10:50.676	7	1 LAP	63.74	1:29.391
15	42	D	Thomas QUARENDON		Caterham Roadsport B	10:52.482	7	1 LAP	63.57	1:29.188
16	79	A	Michael WELBURN		Caterham Graduate	10:54.196	7	1 LAP	63.40	1:29.768
17	72	A	Martin OXBOROUGH		Caterham Graduate	11:14.790	7	1 LAP	61.47	1:32.669
18	29	D	Brian BARRY		Caterham Roadsport B	11:35.817	7	1 LAP	59.61	1:34.780
19	70	A	Toby BRIANT		Caterham Graduate	11:36.521	7	1 LAP	59.55	1:33.620
20	77	D	Geoff DIXON		Caterham Roadsport B	10:43.863	6	2 LAPS	55.25	1:42.281
21	36	A	Sheila MARSHALL		Caterham Graduate	11:01.384	6	2 LAPS	53.79	1:44.620

FASTEST LAP

22	E	David DYSON	Caterham Superlight	1:16.342	2	77.28mph	124.38kph
47	B	Mark SMITHERS	Caterham Super Graduate	1:25.958	5	68.64mph	110.47kph
23	C	Soh FUKUSHIMA	Caterham Roadsport A	1:26.260	5	68.40mph	110.08kph
37	D	David UNDERWOOD	Caterham Roadsport B	1:27.490	4	67.44mph	108.53kph
74	A	Andrew ADSHEAD	Caterham Graduate	1:29.391	4	66.00mph	106.22kph

Weather : Raining / Wet

MST sports timing

Silverstone
Circuit Length = 1.6390 miles.
Start: 10:30 End: 10:40

Clerk Of Course:	Stewards:	Timekeeper:
------------------	-----------	-------------

BARC SEC Caterham Challenge

LAP CHART FOR RACE 1

Lap 1			Lap 2			Lap 3			Lap 4			Lap 5		
No	Behind	Laptime	No	Behind	Laptime	No	Behind	Laptime	No	Behind	Laptime	No	Behind	Laptime
3		1:22.018	22		1:16.342	22		1:16.829	22		1:17.887	22		1:17.908
22	0.990	1:23.008	3	1.040	1:18.372	3	1.451	1:17.240	3	1.365	1:17.801	3	1.755	1:18.298
27	1.162	1:23.180	27	2.989	1:19.159	27	5.316	1:19.156	27	6.564	1:19.135	72	1 LAP	1:33.949
2	2.845	1:24.863	2	4.858	1:19.345	2	6.958	1:18.929	2	8.476	1:19.405	27	8.043	1:19.387
20	2.835	1:24.853	20	6.583	1:21.080	20	9.238	1:19.484	20	9.763	1:18.412	2	10.424	1:19.856
5	11.961	1:33.979	5	21.859	1:27.230	5	32.189	1:27.159	77	1 LAP	1:44.639	20	10.784	1:18.929
23	13.854	1:35.872	23	24.484	1:27.962	23	34.276	1:26.621	36	1 LAP	1:47.393	29	1 LAP	1:41.626
47	14.826	1:36.844	47	25.064	1:27.570	47	35.748	1:27.513	5	40.952	1:26.650	70	1 LAP	1:48.153
4	16.074	1:38.092	4	27.041	1:28.299	4	37.817	1:27.605	23	43.127	1:26.738	77	1 LAP	1:42.281
37	18.167	1:40.185	37	29.179	1:28.344	37	39.985	1:27.635	47	43.955	1:26.094	36	1 LAP	1:44.620
25	19.602	1:41.620	25	31.107	1:28.837	25	42.453	1:28.175	4	46.255	1:26.325	23	51.479	1:26.260
78	20.748	1:42.766	78	33.692	1:30.276	78	47.551	1:30.688	37	49.588	1:27.490	47	52.005	1:25.958
7	21.851	1:43.869	7	35.194	1:30.675	7	49.203	1:30.838	25	52.484	1:27.918	5	54.306	1:31.262
79	23.224	1:45.242	79	37.084	1:31.192	79	50.299	1:30.044	78	59.394	1:29.730	4	56.334	1:27.987
74	24.381	1:46.399	74	38.048	1:30.999	74	52.179	1:30.960	7	1:01.159	1:29.843	37	59.259	1:27.579
42	25.160	1:47.178	42	38.730	1:30.902	42	52.899	1:30.998	79	1:02.180	1:29.768	25	1:03.518	1:28.942
72	29.542	1:51.560	72	46.643	1:34.433	72	1:04.882	1:35.068	74	1:03.683	1:29.391	78	1:11.648	1:30.162
29	31.762	1:53.780	29	50.879	1:36.209	70	1:08.921	1:34.871	42	1:04.200	1:29.188	7	1:14.530	1:31.279
70	32.002	1:54.020	70	51.286	1:36.856	29	1:11.217	1:36.760				79	1:15.166	1:30.894
77	34.975	1:56.993	77	1:04.939	1:47.296							74	1:15.722	1:29.947
36	41.061	2:03.079	36	1:09.523	1:45.794							42	1:16.277	1:29.985

BARC SEC Caterham Challenge

LAP CHART FOR RACE 1

(contd.)

Lap 6			Lap 7			Lap 8			Lap 9			Lap 10		
No	Behind	Laptime	No	Behind	Laptime	No	Behind	Laptime	No	Behind	Laptime	No	Behind	Laptime
22		1:17.777	22		1:18.812	22		1:18.530						
3	1.952	1:17.974	3	3.001	1:19.861	37	1 LAP	1:28.895						
27	10.650	1:20.384	36	2 LAPS	1:51.000	3	2.260	1:17.789						
2	11.032	1:18.385	78	1 LAP	1:30.460	23	1 LAP	1:31.286						
20	11.553	1:18.546	7	1 LAP	1:31.170	25	1 LAP	1:31.071						
72	1 LAP	1:33.990	74	1 LAP	1:31.101	2	13.532	1:20.507						
29	1 LAP	1:36.478	79	1 LAP	1:32.759	27	15.987	1:22.827						
70	1 LAP	1:35.033	42	1 LAP	1:31.860	77	2 LAPS	1:49.875						
47	1:01.167	1:26.939	2	11.555	1:19.335	78	1 LAP	1:30.894						
77	1 LAP	1:42.779	27	11.690	1:19.852	20	21.000	1:27.405						
5	1:07.508	1:30.979	20	12.125	1:19.384	7	1 LAP	1:30.799						
4	1:08.285	1:29.728	72	1 LAP	1:33.121	74	1 LAP	1:31.879						
37	1:09.281	1:27.799	29	1 LAP	1:34.780	42	1 LAP	1:32.371						
23	1:13.609	1:39.907	70	1 LAP	1:33.620	79	1 LAP	1:34.297						
25	1:18.728	1:32.987	47	1:09.313	1:26.958	36	2 LAPS	1:49.498						
			5	1:17.333	1:28.637	72	1 LAP	1:32.669						
			4	1:18.083	1:28.610	29	1 LAP	1:35.537						
						70	1 LAP	1:34.615						
						47	1:18.973	1:28.190						
						5	1:26.919	1:28.116						
						4	1:27.735	1:28.182						

Weather : Raining / Wet

www.mstworld.com

MST sports timing

Page 2 of 2


Silverstone
Circuit Length = 1.6390 miles.
Start: 10:30 End: 10:40

Issued - 10:45 Saturday, 23 November 2002

BARC SEC Caterham Challenge

GRID FOR RACE 2

ROW 11	1:44.620 36 MARSHALL	
ROW 10	1:33.620 70 BRIANT	1:42.281 77 DIXON
ROW 9	1:32.669 72 OXBOROUGH	1:34.780 29 BARRY
ROW 8	1:29.188 42 QUARENDON	1:29.768 79 WELBURN
ROW 7	1:29.843 7 SMITH	1:29.391 74 ADSHEAD
ROW 6	1:27.918 25 APOSTOLIDES	1:29.730 78 PARKER
ROW 5	1:27.490 37 UNDERWOOD	1:26.260 23 FUKUSHIMA
ROW 4	1:26.650 5 FROST	1:26.325 4 READER
ROW 3	1:18.412 20 BLYTH	1:25.958 47 SMITHERS
ROW 2	1:18.385 2 GAW	1:19.135 27 JAMES
ROW 1	1:16.342 22 DYSON	1:17.240 3 ASHLEY
POLE		



Weather : Raining / Wet

MST sports timing

Silverstone
Circuit Length = 1.6390 miles.
Start: 10:30 End: 10:40

Clerk Of Course:	Stewards:	Timekeeper:
------------------	-----------	-------------

BARC SEC Caterham Challenge

PROVISIONAL RESULT - RACE 2

POS	NO	CL	NAME	NAT	CAR/ENTRY	TIME	LAPS	GAP	MPH	BEST
1	22	E	David DYSON		Caterham Superlight	20:08.766	16		78.24	1:14.372
2	3	E	Darren ASHLEY		Caterham Superlight	20:10.581	16	1.815	78.13	1:13.885
3	27	E	Pete JAMES		Caterham Superlight	20:46.271	16	37.505	75.89	1:16.000
4	2	E	John GAW		Caterham Superlight	20:49.022	16	40.256	75.72	1:16.552
5	20	E	Matt BLYTH		Caterham Superlight	21:01.752	16	52.986	74.96	1:16.619
6	47	B	Mark SMITHERS		Caterham Super Graduate	21:05.320	15	1 LAP	70.08	1:21.942
7	5	B	Nick FROST		Caterham Super Graduate	21:14.713	15	1 LAP	69.57	1:22.562
8	4	B	Simon READER		Caterham Super Graduate	21:28.562	15	1 LAP	68.82	1:23.797
9	37	D	David UNDERWOOD		Caterham Roadsport B	21:30.203	15	1 LAP	68.73	1:24.039
10	23	C	Soh FUKUSHIMA		Caterham Roadsport A	21:34.254	15	1 LAP	68.52	1:24.483
11	25	B	Michaele APOSTOLIDES		Caterham Super Graduate	20:38.918	14	2 LAPS	66.81	1:26.828
12	42	D	Thomas QUARENDON		Caterham Roadsport B	20:41.644	14	2 LAPS	66.67	1:26.360
13	78	A	John PARKER		Caterham Graduate	20:52.626	14	2 LAPS	66.08	1:26.467
14	7	A	Graham SMITH		Caterham Graduate	20:57.103	14	2 LAPS	65.85	1:28.343
15	74	A	Andrew ADSHEAD		Caterham Graduate	20:59.072	14	2 LAPS	65.74	1:27.670
16	79	A	Michael WELBURN		Caterham Graduate	21:13.566	14	2 LAPS	65.00	1:27.885
17	72	A	Martin OXBOROUGH		Caterham Graduate	20:13.966	13	3 LAPS	63.33	1:30.631
18	29	D	Brian BARRY		Caterham Roadsport B	20:41.517	13	3 LAPS	61.92	1:32.109
19	70	A	Toby BRIANT		Caterham Graduate	20:44.812	13	3 LAPS	61.76	1:32.777
20	77	D	Geoff DIXON		Caterham Roadsport B	21:29.525	13	3 LAPS	59.62	1:34.995
21	36	A	Sheila MARSHALL		Caterham Graduate	20:31.525	12	4 LAPS	57.63	1:38.211

FASTEST LAP

3	E	Darren ASHLEY	Caterham Superlight	1:13.885	14	79.85mph	128.52kph
47	B	Mark SMITHERS	Caterham Super Graduate	1:21.942	13	72.00mph	115.88kph
37	D	David UNDERWOOD	Caterham Roadsport B	1:24.039	14	70.21mph	112.99kph
23	C	Soh FUKUSHIMA	Caterham Roadsport A	1:24.483	5	69.84mph	112.39kph
78	A	John PARKER	Caterham Graduate	1:26.467	11	68.23mph	109.81kph

Weather : Sunny / Wet

MST sports timing

Silverstone
Circuit Length = 1.6390 miles.
Start: 11:38 End: 11:58

Clerk Of Course:	Stewards:	Timekeeper:
------------------	-----------	-------------

BARC SEC Caterham Challenge LAP CHART FOR RACE 2

Lap 1			Lap 2			Lap 3			Lap 4			Lap 5		
No	Behind	Laptime	No	Behind	Laptime	No	Behind	Laptime	No	Behind	Laptime	No	Behind	Laptime
3		1:20.817	3		1:15.856	3		1:15.398	3		1:15.400	3		1:15.466
22	0.555	1:21.372	22	0.565	1:15.866	22	0.487	1:15.320	22	0.700	1:15.613	22	0.386	1:15.152
2	1.722	1:22.539	2	3.459	1:17.593	2	5.975	1:17.914	77	1 LAP	1:38.305	70	1 LAP	1:33.266
27	3.049	1:23.866	27	5.963	1:18.770	27	8.640	1:18.075	2	8.817	1:18.242	27	12.254	1:17.696
20	5.526	1:26.343	20	8.971	1:19.301	20	11.341	1:17.768	27	10.024	1:16.784	2	12.690	1:19.339
5	12.375	1:33.192	47	21.342	1:24.540	47	29.639	1:23.695	36	1 LAP	1:42.476	29	1 LAP	1:36.591
47	12.658	1:33.475	5	21.766	1:25.247	5	30.599	1:24.231	20	13.843	1:17.902	20	16.906	1:18.529
4	13.480	1:34.297	4	23.062	1:25.438	4	32.480	1:24.816	47	37.991	1:23.752	77	1 LAP	1:38.035
23	14.546	1:35.363	23	24.434	1:25.744	23	33.991	1:24.955	5	39.158	1:23.959	36	1 LAP	1:41.134
37	16.107	1:36.924	37	25.833	1:25.582	37	35.455	1:25.020	4	42.399	1:25.319	47	45.903	1:23.378
25	17.362	1:38.179	25	29.905	1:28.399	25	42.423	1:27.916	23	43.829	1:25.238	5	47.481	1:23.789
78	17.978	1:38.795	78	30.171	1:28.049	78	42.964	1:28.191	37	45.067	1:25.012	4	51.431	1:24.498
74	18.923	1:39.740	74	32.009	1:28.942	74	44.281	1:27.670	25	54.351	1:27.328	23	52.846	1:24.483
7	19.767	1:40.584	7	32.409	1:28.498	42	45.673	1:28.287	78	54.914	1:27.350	37	54.163	1:24.562
42	20.317	1:41.134	42	32.784	1:28.323	7	45.820	1:28.809	74	57.013	1:28.132	25	1:05.911	1:27.026
79	20.689	1:41.506	79	33.974	1:29.141	79	47.249	1:28.673	42	57.463	1:27.190	78	1:06.628	1:27.180
72	23.078	1:43.895	72	40.828	1:33.606	72	57.456	1:32.026	7	59.024	1:28.604	42	1:08.631	1:26.634
29	28.573	1:49.390	29	48.047	1:35.330	70	1:06.908	1:33.584	79	59.734	1:27.885	74	1:10.938	1:29.391
70	31.801	1:52.618	70	48.722	1:32.777	29	1:09.026	1:36.377	72	1:13.816	1:31.760	7	1:12.212	1:28.654
77	32.829	1:53.646	77	54.861	1:37.888							79	1:12.870	1:28.602
36	37.106	1:57.923	36	1:02.017	1:40.767									

BARC SEC Caterham Challenge

LAP CHART FOR RACE 2

(contd.)

Lap 6			Lap 7			Lap 8			Lap 9			Lap 10		
No	Behind	Laptime	No	Behind	Laptime	No	Behind	Laptime	No	Behind	Laptime	No	Behind	Laptime
3		1:15.163	3		1:16.782	22		1:14.778	22		1:14.669	22		1:15.433
22	0.270	1:15.047	22	0.353	1:16.865	3	0.708	1:15.839	3	2.013	1:15.974	3	2.742	1:16.162
27	14.372	1:17.281	25	1 LAP	1:27.432	25	1 LAP	1:28.729	4	1 LAP	1:24.852	5	1 LAP	1:26.394
2	14.829	1:17.302	78	1 LAP	1:26.999	36	2 LAPS	1:40.547	23	1 LAP	1:25.233	47	1 LAP	1:27.726
72	1 LAP	1:33.330	42	1 LAP	1:26.875	42	1 LAP	1:28.657	37	1 LAP	1:25.448	70	2 LAPS	1:33.925
20	20.350	1:18.607	74	1 LAP	1:28.963	2	18.413	1:17.899	77	2 LAPS	1:40.550	4	1 LAP	1:25.773
70	1 LAP	1:32.960	79	1 LAP	1:28.016	27	18.612	1:18.199	27	22.039	1:18.096	29	2 LAPS	1:37.241
29	1 LAP	1:34.410	7	1 LAP	1:28.864	7	1 LAP	1:28.959	2	22.094	1:18.350	23	1 LAP	1:24.816
77	1 LAP	1:35.748	27	15.544	1:17.954	74	1 LAP	1:31.289	25	1 LAP	1:28.290	37	1 LAP	1:24.475
47	54.501	1:23.761	2	15.645	1:17.598	78	1 LAP	1:39.229	42	1 LAP	1:28.495	27	24.614	1:18.008
5	55.537	1:23.219	20	23.074	1:19.506	20	27.239	1:19.296	20	31.432	1:18.862	2	24.998	1:18.337
4	1:00.065	1:23.797	72	1 LAP	1:31.564	79	1 LAP	1:44.455	7	1 LAP	1:29.242	20	34.289	1:18.290
23	1:02.894	1:25.211	70	1 LAP	1:34.001	72	1 LAP	1:31.510	74	1 LAP	1:28.853	25	1 LAP	1:27.333
37	1:04.579	1:25.579	29	1 LAP	1:32.575	70	1 LAP	1:37.633	78	1 LAP	1:27.367	77	2 LAPS	1:40.523
36	1 LAP	1:44.212	47	1:01.104	1:23.385	29	1 LAP	1:32.863	36	2 LAPS	1:42.970	42	1 LAP	1:28.665
			5	1:02.228	1:23.473	47	1:08.728	1:22.755	79	1 LAP	1:29.192	74	1 LAP	1:28.638
			4	1:07.827	1:24.544	5	1:09.709	1:22.612	72	1 LAP	1:31.741	7	1 LAP	1:29.622
			77	1 LAP	1:39.498							78	1 LAP	1:29.182
			23	1:11.150	1:25.038							36	2 LAPS	1:39.532
			37	1:12.077	1:24.280							79	1 LAP	1:32.201

BARC SEC Caterham Challenge

LAP CHART FOR RACE 2

(contd.)

Lap 11			Lap 12			Lap 13			Lap 14			Lap 15		
No	Behind	Laptime	No	Behind	Laptime	No	Behind	Laptime	No	Behind	Laptime	No	Behind	Laptime
22		1:14.658	22		1:14.474	22		1:14.537	22		1:14.843	22		1:15.767
3	2.601	1:14.517	3	2.528	1:14.401	3	3.636	1:15.645	3	2.678	1:13.885	3	1.443	1:14.532
72	2 LAPS	1:40.231	79	2 LAPS	1:29.020	78	2 LAPS	1:26.467	25	2 LAPS	1:28.357	29	3 LAPS	1:33.013
5	1 LAP	1:24.030	36	3 LAPS	1:39.412	7	2 LAPS	1:28.869	42	2 LAPS	1:27.507	25	2 LAPS	1:27.634
47	1 LAP	1:23.971	5	1 LAP	1:23.063	74	2 LAPS	1:30.162	78	2 LAPS	1:27.214	70	3 LAPS	1:39.955
4	1 LAP	1:25.637	47	1 LAP	1:23.020	77	3 LAPS	1:36.555	7	2 LAPS	1:28.343	42	2 LAPS	1:26.360
23	1 LAP	1:24.894	72	2 LAPS	1:30.631	79	2 LAPS	1:28.017	74	2 LAPS	1:28.463	78	2 LAPS	1:29.476
2	28.192	1:17.852	27	31.395	1:17.388	47	1 LAP	1:22.238	27	34.342	1:16.000	7	2 LAPS	1:30.073
27	28.481	1:18.525	2	31.947	1:18.229	5	1 LAP	1:22.562	2	36.002	1:16.883	27	35.236	1:16.661
70	2 LAPS	1:33.071	4	1 LAP	1:25.183	27	33.185	1:16.327	79	2 LAPS	1:29.461	74	2 LAPS	1:29.912
37	1 LAP	1:27.264	23	1 LAP	1:24.928	2	33.962	1:16.552	47	1 LAP	1:21.942	2	37.447	1:17.212
29	2 LAPS	1:35.175	20	39.627	1:17.779	20	44.069	1:18.979	77	3 LAPS	1:37.933	47	1 LAP	1:23.794
20	36.322	1:16.691	37	1 LAP	1:25.605	4	1 LAP	1:26.278	20	45.845	1:16.619	20	49.157	1:19.079
25	1 LAP	1:27.343	70	2 LAPS	1:34.378	72	2 LAPS	1:30.923	5	1 LAP	1:31.859	79	2 LAPS	1:29.176
42	1 LAP	1:27.631	29	2 LAPS	1:33.298	36	3 LAPS	1:43.428	4	1 LAP	1:24.653	5	1 LAP	1:24.084
74	1 LAP	1:29.538	25	1 LAP	1:26.828	37	1 LAP	1:26.084	37	1 LAP	1:25.921	77	3 LAPS	1:36.265
78	1 LAP	1:29.099	42	1 LAP	1:27.324	23	1 LAP	1:32.064	72	2 LAPS	1:31.206	4	1 LAP	1:25.349
7	1 LAP	1:29.611				70	2 LAPS	1:33.496	23	1 LAP	1:25.483	37	1 LAP	1:24.039
77	2 LAPS	1:39.584				29	2 LAPS	1:33.145	36	3 LAPS	1:40.913	23	1 LAP	1:25.184

BARC SEC Caterham Challenge

LAP CHART FOR RACE 2

(contd.)

Lap 16			Lap 17			Lap 18			Lap 19			Lap 20		
No	Behind	Laptime	No	Behind	Laptime	No	Behind	Laptime	No	Behind	Laptime	No	Behind	Laptime
22		1:14.372												
3	1.815	1:14.744												
72	3 LAPS	1:31.543												
36	4 LAPS	1:38.211												
25	2 LAPS	1:28.124												
29	3 LAPS	1:32.109												
42	2 LAPS	1:28.562												
70	3 LAPS	1:33.148												
27	37.505	1:16.641												
2	40.256	1:17.181												
78	2 LAPS	1:28.028												
7	2 LAPS	1:28.371												
74	2 LAPS	1:29.379												
20	52.986	1:18.201												
47	1 LAP	1:23.888												
79	2 LAPS	1:28.221												
5	1 LAP	1:22.999												
4	1 LAP	1:28.128												
77	3 LAPS	1:34.995												
37	1 LAP	1:24.408												
23	1 LAP	1:25.620												

BARC SEC 2CV Challenge

Qualifying for Race 3

POS	NO	CL	NAME	NAT	CAR/ENTRY	TIME	LAPS	GAP	MPH
1	25		Neil THOMPSON		Team Yellow Peril	1:41.154	9		58.33
2	28		Pete SPARROW		Roger Phury-Purse Racing	1:41.188	9	0.034	58.31
3	7		Gary ADNITT		Team Collier Racing	1:43.601	9	2.447	56.95
4	65		Robert MYERS		Royston Vasey Racing	1:43.602	9	2.448	56.95
5	52		Graham WALLACE		MRB Racing	1:43.973	9	2.819	56.74
6	24		Paul ROBERTSON		Tete Rouge Racing	1:44.283	9	3.129	56.58
7	71		Matthew HOLLIS		Hollis M/Sport with Tokyo B'box	1:44.295	9	3.141	56.57
8	6		Mike STOREY			1:44.340	9	3.186	56.55
9	11		Nick WOODWARD		Armadillo Racing	1:44.735	9	3.581	56.33
10	82		Pete CARDELL-WILLIAM	S	Rocket Dog Racing	1:45.210	9	4.056	56.08
11	01		Andrew PIRT		Telguard	1:45.274	9	4.120	56.04
12	10		Tim DODGSON		MRB Racing	1:45.715	9	4.561	55.81
13	30		Stuart DEAN		Imbroglia Racing	1:46.120	9	4.966	55.60
14	14		Mike COOPER		Air Cooled Racing	1:46.274	9	5.120	55.52
15	84		C CARDELL-WILLIAMS		Cardell Racing	1:46.804	9	5.650	55.24
16	81		Andrew FINDLAY		Rocket Dog Racing	1:47.295	9	6.141	54.99
17	90		Mark HEYWOOD		Team NFR	1:47.948	9	6.794	54.66
18	48		Michael TAYLOR		Myatt & Leason/Taylor Withers	1:47.968	9	6.814	54.65
19	36		Derek COGHILL		Red Nose Scotland	1:48.204	9	7.050	54.53
20	43		Nick IRELAND			1:48.863	9	7.709	54.20
21	55		Peter WANN			1:49.250	9	8.096	54.00
22	58		Aubrey BROCKLEBANK			1:49.773	8	8.619	53.75
23	15		Christine SAVAGE		Uni of Luton & Comp Ins	1:50.067	9	8.913	53.60
24	18		Peter PATTENDEN		SWC Racing/Keystone Exp	1:52.957	8	11.803	52.23
25	54		Graeme SMITH			1:53.246	6	12.092	52.10
26	8		Katie CROUCHER		Team Dolly	1:59.371	8	18.217	49.42

Car 24 & 84 - No transponder
Weather : Raining / Wetter

Silverstone
Circuit Length = 1.6390 miles.
Start: 10:45 End: 11:00

MST sports timing

Clerk Of Course:	Stewards:	Timekeeper:
------------------	-----------	-------------

BARC SEC 2CV Challenge LAP ANALYSIS - PRACTICE

6	Mike STOREY	
1 -	3:54.605	6 - 1:45.467
2 -	1:52.081	7 - 1:52.611
3 -	1:47.449	8 - 1:45.783
4 -	1:46.380	9 - 1:49.110
5 -	1:44.340	
7	Gary ADNITT	Team Collier Racing
1 -	3:42.300	6 - 1:44.825
2 -	1:47.618	7 - 1:43.703
3 -	1:43.601	8 - 1:45.457
4 -	1:44.624	9 - 1:44.630
5 -	1:44.055	
8	Katie CROUCHER	Team Dolly
1 -	3:46.935	6 - 2:01.094
2 -	2:06.251	7 - 2:03.467
3 -	2:03.342	8 - 2:04.875
4 -	2:01.159	
5 -	1:59.371	
01	Andrew PIRT	Telguard
1 -	3:46.005	6 - 1:51.677
2 -	1:51.962	7 - 1:53.041
3 -	1:48.010	8 - 1:49.313
4 -	1:47.811	9 - 1:45.274
5 -	1:47.601	
10	Tim DODGSON	MRB Racing
1 -	3:30.838	6 - 1:45.715
2 -	1:51.906	7 - 1:46.977
3 -	1:47.209	8 - 1:47.883
4 -	1:45.775	9 - 1:48.029
5 -	1:46.976	
11	Nick WOODWARD	Armadillo Racing
1 -	3:43.520	6 - 1:46.139
2 -	1:52.300	7 - 1:44.735
3 -	1:47.377	8 - 1:44.835
4 -	1:46.968	9 - 1:45.256
5 -	1:45.740	
14	Mike COOPER	Air Cooled Racing
1 -	3:44.765	6 - 1:46.274
2 -	1:52.209	7 - 1:47.411
3 -	1:47.850	8 - 1:48.427
4 -	1:46.884	9 - 1:48.133
5 -	1:47.294	

BARC SEC 2CV Challenge LAP ANALYSIS - PRACTICE

(contd.)

15	Christine SAVAGE	Uni of Luton & Comp Ins
1 -	3:37.088	6 - 1:50.067
2 -	2:00.675	7 - 1:51.111
3 -	1:53.212	8 - 1:50.208
4 -	1:52.989	9 - 1:51.029
5 -	1:51.167	
18	Peter PATTENDEN	SWC Racing/Keystone Exp
1 -	3:35.271	6 - 1:52.957
2 -	1:58.719	7 - 1:54.614
3 -	1:55.940	8 - 2:00.425
4 -	1:54.222	
5 -	1:55.312	
24	Paul ROBERTSON	Tete Rouge Racing
1 -	3:36.571	6 - 1:44.478
2 -	1:50.176	7 - 1:45.213
3 -	1:44.907	8 - 1:47.036
4 -	1:44.434	9 - 2:01.314P
5 -	1:44.283	
25	Neil THOMPSON	Team Yellow Peril
1 -	3:24.452	6 - 1:41.154
2 -	1:43.847	7 - 1:41.572
3 -	1:42.189	8 - 1:41.783
4 -	1:41.907	9 - 1:42.115
5 -	1:41.931	
28	Pete SPARROW	Roger Phury-Purse Racing
1 -	3:44.817	6 - 1:41.481
2 -	1:43.965	7 - 1:41.842
3 -	1:41.500	8 - 1:42.756
4 -	1:41.188	9 - 1:41.246
5 -	1:41.211	
30	Stuart DEAN	Imbroglio Racing
1 -	3:39.143	6 - 1:48.605
2 -	1:54.873	7 - 1:46.120
3 -	1:49.128	8 - 1:47.003
4 -	1:50.702	9 - 1:48.183
5 -	1:47.599	
36	Derek COGHILL	Red Nose Scotland
1 -	3:42.187	6 - 1:48.759
2 -	2:13.641	7 - 1:49.520
3 -	1:53.267	8 - 1:48.204
4 -	1:49.013	9 - 1:50.398
5 -	1:50.649	

BARC SEC 2CV Challenge LAP ANALYSIS - PRACTICE

(contd.)

43	Nick IRELAND	
1 -	3:54.326	6 - 1:49.132
2 -	2:02.345	7 - 1:48.922
3 -	1:51.895	8 - 1:48.900
4 -	1:48.863	9 - 1:50.464
5 -	1:50.122	
48	Michael TAYLOR	Myatt & Leason/Taylor Withers
1 -	3:34.605	6 - 1:48.993
2 -	2:00.246	7 - 1:48.828
3 -	1:50.665	8 - 1:49.422
4 -	1:49.300	9 - 1:49.732
5 -	1:47.968	
52	Graham WALLACE	MRB Racing
1 -	3:26.825	6 - 1:43.973
2 -	1:47.725	7 - 1:46.039
3 -	1:46.511	8 - 1:46.102
4 -	1:47.247	9 - 1:45.517
5 -	1:46.023	
54	Graeme SMITH	
1 -	3:56.602	6 - 2:08.370P
2 -	1:55.430	
3 -	1:54.498	
4 -	1:56.567	
5 -	1:53.246	
55	Peter WANN	
1 -	3:48.281	6 - 1:49.495
2 -	1:57.339	7 - 1:49.250
3 -	1:51.747	8 - 1:50.383
4 -	1:49.485	9 - 1:52.310
5 -	1:50.530	
58	Aubrey BROCKLEBANK	
1 -	3:53.688	6 - 1:49.856
2 -	1:58.161	7 - 1:49.773
3 -	1:52.520	8 - 1:52.361
4 -	1:52.131	
5 -	1:52.812	
65	Robert MYERS	Royston Vasey Racing
1 -	3:28.353	6 - 1:43.828
2 -	1:50.219	7 - 1:44.866
3 -	1:47.769	8 - 1:47.904
4 -	1:45.712	9 - 1:47.024
5 -	1:43.602	

BARC SEC 2CV Challenge LAP ANALYSIS - PRACTICE

(contd.)

71	Matthew HOLLIS	Hollis M/Sport with Tokyo B'box
1 -	3:43.500	6 - 1:45.870
2 -	2:10.435	7 - 1:45.679
3 -	1:48.538	8 - 1:44.295
4 -	1:46.809	9 - 1:46.704
5 -	1:45.999	
81	Andrew FINDLAY	Rocket Dog Racing
1 -	3:40.786	6 - 1:48.474
2 -	1:51.665	7 - 1:47.939
3 -	1:49.345	8 - 1:47.295
4 -	1:49.471	9 - 1:47.934
5 -	1:50.188	
82	Pete CARDELL-WILLIAM	S Rocket Dog Racing
1 -	3:43.429	6 - 1:46.857
2 -	2:11.294	7 - 1:46.984
3 -	1:51.015	8 - 1:46.515
4 -	1:49.056	9 - 1:45.210
5 -	1:47.495	
84	C CARDELL-WILLIAMS	Cardell Racing
1 -	3:37.701	6 - 1:48.597
2 -	1:53.799	7 - 1:49.032
3 -	1:50.981	8 - 1:46.804
4 -	1:50.913	9 - 1:47.925
5 -	1:50.572	
90	Mark HEYWOOD	Team NFR
1 -	3:47.267	6 - 1:48.366
2 -	1:51.587	7 - 1:48.430
3 -	1:50.861	8 - 1:47.948
4 -	2:04.580	9 - 1:48.429
5 -	1:50.894	

BARC SEC 2CV Challenge

GRID FOR RACE 3

ROW 13	1:53.246 54 SMITH	1:59.371 8 CROUCHER
ROW 12	1:50.067 15 SAVAGE	1:52.957 18 PATTENDEN
ROW 11	1:49.250 55 WANN	1:49.773 58 BROCKLEBANK
ROW 10	1:48.204 36 COGHILL	1:48.863 43 IRELAND
ROW 9	1:47.948 90 HEYWOOD	1:47.968 48 TAYLOR
ROW 8	1:46.804 84 CARDELL-WILLIAMS	1:47.295 81 FINDLAY
ROW 7	1:46.120 30 DEAN	1:46.274 14 COOPER
ROW 6	1:45.274 01 PIRT	1:45.715 10 DODGSON
ROW 5	1:44.735 11 WOODWARD	1:45.210 82 CARDELL-WILLIAM
ROW 4	1:44.295 71 HOLLIS	1:44.340 6 STOREY
ROW 3	1:43.973 52 WALLACE	1:44.283 24 ROBERTSON
ROW 2	1:43.601 7 ADNITT	1:43.602 65 MYERS
ROW 1	1:41.154 25 THOMPSON	1:41.188 28 SPARROW
POLE		

Car 24 & 84 - No transponder
Weather : Raining / Wetter

Silverstone
Circuit Length = 1.6390 miles.
Start: 10:45 End: 11:00

MST sports timing

Clerk Of Course:	Stewards:	Timekeeper:
------------------	-----------	-------------

BARC SEC 2CV Challenge

PROVISIONAL RESULT - RACE 3

POS	NO	CL	NAME	NAT	CAR/ENTRY	TIME	LAPS	GAP	MPH	BEST
1	28		Pete SPARROW		Roger Phury-Purse Racing	20:21.172	12		58.12	1:39.515
2	25		Neil THOMPSON		Team Yellow Peril	20:24.300	12	3.128	57.97	1:39.869
3	7		Gary ADNITT		Team Collier Racing	20:51.067	12	29.895	56.73	1:41.822
4	11		Nick WOODWARD		Armadillo Racing	20:51.459	12	30.287	56.71	1:41.669
5	24		Paul ROBERTSON		Tete Rouge Racing	20:55.437	12	34.265	56.53	1:42.121
6	52		Graham WALLACE		MRB Racing	20:59.068	12	37.896	56.37	1:42.013
7	01		Andrew PIRT		Telguard	21:02.935	12	41.763	56.20	1:43.124
8	65		Robert MYERS		Royston Vasey Racing	21:09.085	12	47.913	55.93	1:43.759
9	82		Pete CARDELL-WILLIAM	S	Rocket Dog Racing	21:12.212	12	51.040	55.79	1:43.134
10	71		Matthew HOLLIS		Hollis M/Sport with Tokyo B'box	21:13.021	12	51.849	55.75	1:42.933
11	30		Stuart DEAN		Imbrogio Racing	21:20.238	12	59.066	55.44	1:43.121
12	90		Mark HEYWOOD		Team NFR	21:23.157	12	1:01.985	55.31	1:43.908
13	10		Tim DODGSON		MRB Racing	21:24.477	12	1:03.305	55.26	1:44.440
14	84		C CARDELL-WILLIAMS		Cardell Racing	21:25.683	12	1:04.511	55.20	1:43.717
15	81		Andrew FINDLAY		Rocket Dog Racing	21:26.292	12	1:05.120	55.18	1:44.328
16	48		Michael TAYLOR		Myatt & Leason/Taylor Withers	21:45.740	12	1:24.568	54.36	1:46.014
17	36		Derek COGHILL		Red Nose Scotland	21:48.089	12	1:26.917	54.26	1:46.602
18	15		Christine SAVAGE		Uni of Luton & Comp Ins	22:01.619	12	1:40.447	53.70	1:47.148
19	58		Aubrey BROCKLEBANK			22:02.498	12	1:41.326	53.67	1:47.516
20	43		Nick IRELAND			22:04.799	12	1:43.627	53.57	1:46.785
21	14		Mike COOPER		Air Cooled Racing	20:39.214	11	1 LAP	52.51	1:42.949
22	54		Graeme SMITH			20:47.037	11	1 LAP	52.18	1:49.243
23	18		Peter PATTENDEN		SWC Racing/Keystone Exp	20:54.138	11	1 LAP	51.89	1:49.608
24	77		Jon DAVIS		Two Smoking Barrels Racing	21:22.704	11	1 LAP	50.73	1:47.166
25	8		Katie CROUCHER		Team Dolly	21:47.596	11	1 LAP	49.77	1:53.992
26	55		Peter WANN			21:29.384	10	2 LAPS	45.89	1:45.990

NOT CLASSIFIED

6	Mike STOREY				11:51.127	5	D.N.F.	41.73	1:43.166
---	-------------	--	--	--	-----------	---	--------	-------	----------

FASTEST LAP

28	Pete SPARROW		Roger Phury-Purse Racing		1:39.515	7	59.29mph		95.42kph
----	--------------	--	--------------------------	--	----------	---	----------	--	----------

Car 84 - Please obtain a transponder
Weather : Cloudy / Damp

Silverstone
Circuit Length = 1.6390 miles.
Start: 12:58 End: 13:18

MST sports timing

Clerk Of Course:	Stewards:	Timekeeper:

BARC SEC 2CV Challenge

LAP CHART FOR RACE 3

Lap 1			Lap 2			Lap 3			Lap 4			Lap 5		
No	Behind	Laptime	No	Behind	Laptime	No	Behind	Laptime	No	Behind	Laptime	No	Behind	Laptime
25		1:49.823	25		1:41.451	25		1:41.767	25		1:40.845	25		1:43.211
11	2.022	1:51.845	11	4.775	1:44.204	28	6.701	1:40.311	28	6.610	1:40.754	28	3.738	1:40.339
52	2.468	1:52.291	71	5.056	1:43.657	11	8.123	1:45.115	11	10.485	1:43.207	11	11.119	1:43.845
71	2.850	1:52.673	52	5.196	1:44.179	7	8.631	1:44.288	7	11.179	1:43.393	24	11.127	1:42.121
24	3.457	1:53.280	24	5.672	1:43.666	52	9.610	1:46.181	24	12.217	1:43.300	7	11.596	1:43.628
65	3.703	1:53.526	65	6.037	1:43.785	24	9.762	1:45.857	52	12.538	1:43.773	52	11.654	1:42.327
7	5.390	1:55.213	7	6.110	1:42.171	6	12.499	1:43.614	65	16.308	1:43.836	65	17.205	1:44.108
01	6.216	1:56.039	28	8.157	1:41.479	65	13.317	1:49.047	01	16.932	1:43.181	01	18.664	1:44.943
81	6.587	1:56.410	01	10.580	1:45.815	01	14.596	1:45.783	71	21.554	1:44.394	71	23.832	1:45.489
82	7.121	1:56.944	6	10.652	1:43.166	30	17.329	1:45.664	30	21.933	1:45.449	82	24.983	1:46.041
10	7.473	1:57.296	82	13.095	1:47.425	82	17.870	1:46.542	82	22.153	1:45.128	30	26.640	1:47.918
28	8.129	1:57.952	30	13.432	1:46.488	71	18.005	1:54.716	81	25.702	1:46.565	81	29.142	1:46.651
14	8.273	1:58.096	81	15.518	1:50.382	81	19.982	1:46.231	10	26.128	1:44.443	10	29.856	1:46.939
30	8.395	1:58.218	48	16.181	1:47.465	48	22.283	1:47.869	48	27.454	1:46.016	48	30.257	1:46.014
6	8.937	1:58.760	10	18.189	1:52.167	10	22.530	1:46.108	6	29.562	1:57.908P	90	31.263	1:45.302
48	10.167	1:59.990	84	18.229	1:48.507	84	24.088	1:47.626	90	29.172	1:45.683	84	33.115	1:45.874
43	10.590	2:00.413	90	18.860	1:48.409	90	24.334	1:47.241	84	30.452	1:47.209	36	40.531	1:48.050
36	10.830	2:00.653	36	20.232	1:50.853	36	27.663	1:49.198	55	34.480	1:45.990	58	44.233	1:48.339
84	11.173	2:00.996	54	22.250	1:49.243	55	29.335	1:48.555	36	35.692	1:48.874	15	46.276	1:47.920
90	11.902	2:01.725	55	22.547	1:51.185	54	31.071	1:50.588	58	39.105	1:48.191	54	53.573	1:53.727
55	12.813	2:02.636	58	22.782	1:50.325	58	31.759	1:50.744	15	41.567	1:48.131	43	54.443	1:48.889
58	13.908	2:03.731	14	24.941	1:58.119P	15	34.281	1:48.520	54	43.057	1:52.831	18	1:02.647	1:53.621
54	14.458	2:04.281	15	27.528	1:51.654	18	39.479	1:53.433	43	48.765	1:49.495	8	1:13.984	1:58.040
18	16.849	2:06.672	18	27.813	1:52.415	43	40.115	1:48.838	18	52.237	1:53.603	77	1:29.025	1:51.281
15	17.325	2:07.148	8	32.334	1:53.992	8	45.393	1:54.826	8	59.155	1:54.607	14	1:33.690	1:48.531
8	19.793	2:09.616	43	33.044	2:03.905	77	1:08.303	1:57.455	77	1:20.955	1:53.497			
77	32.491	2:22.314	77	52.615	2:01.575	14	1:20.865	2:37.691	14	1:28.370	1:48.350			

Car 84 - Please obtain a transponder
Weather : Cloudy / Damp

BARC SEC 2CV Challenge LAP CHART FOR RACE 3

(contd.)

Lap 6			Lap 7			Lap 8			Lap 9			Lap 10		
No	Behind	Laptime	No	Behind	Laptime	No	Behind	Laptime	No	Behind	Laptime	No	Behind	Laptime
25		1:42.209	25		1:41.439	28		1:39.967	28		1:40.312	28		1:39.881
28	2.127	1:40.598	28	0.203	1:39.515	25	1.528	1:41.698	25	2.749	1:41.533	25	2.737	1:39.869
24	13.018	1:44.100	55	2 LAPS	4:41.086	14	1 LAP	1:45.164	14	1 LAP	1:42.949	14	1 LAP	1:44.167
7	13.203	1:43.816	7	13.586	1:41.822	77	1 LAP	1:49.179	77	1 LAP	1:48.571	18	1 LAP	1:51.807
11	13.614	1:44.704	52	15.155	1:42.670	8	1 LAP	2:00.790	7	20.710	1:43.937	77	1 LAP	1:48.559
52	13.924	1:44.479	11	16.453	1:44.278	7	17.085	1:43.669	24	22.635	1:43.136	7	23.581	1:42.752
01	20.890	1:44.435	24	16.464	1:44.885	52	19.406	1:44.421	11	22.993	1:43.650	11	24.781	1:41.669
65	22.044	1:47.048	01	23.050	1:43.599	11	19.655	1:43.372	52	23.468	1:44.374	24	25.042	1:42.288
71	26.098	1:44.475	65	24.364	1:43.759	24	19.811	1:43.517	8	1 LAP	2:00.356	52	25.600	1:42.013
82	26.915	1:44.141	71	30.330	1:45.671	55	2 LAPS	1:56.771	01	29.921	1:44.229	01	33.910	1:43.870
30	31.384	1:46.953	82	33.687	1:48.211	01	26.004	1:43.124	65	34.962	1:45.144	65	39.942	1:44.861
81	35.374	1:48.441	30	35.375	1:45.430	65	30.130	1:45.936	55	2 LAPS	1:50.522	82	43.877	1:43.252
90	35.563	1:46.509	90	38.948	1:44.824	71	35.070	1:44.910	82	40.506	1:43.665	71	44.627	1:43.950
48	35.825	1:47.777	10	39.908	1:44.451	82	37.153	1:43.636	71	40.558	1:45.800	55	2 LAPS	1:49.855
10	36.896	1:49.249	81	40.664	1:46.729	30	38.326	1:43.121	30	42.637	1:44.623	8	1 LAP	1:58.654
84	36.966	1:46.060	84	40.804	1:45.277	90	43.045	1:44.267	90	46.655	1:43.922	30	48.418	1:45.662
36	46.240	1:47.918	48	43.838	1:49.452	10	44.201	1:44.463	10	49.002	1:45.113	90	50.682	1:43.908
58	53.059	1:51.035	36	52.291	1:47.490	84	44.351	1:43.717	84	49.388	1:45.349	10	53.561	1:44.440
15	53.821	1:49.754	58	59.709	1:48.089	81	44.922	1:44.428	81	49.675	1:45.065	84	54.144	1:44.637
43	1:01.217	1:48.983	15	1:01.052	1:48.670	48	51.641	1:47.973	48	59.777	1:48.448	81	54.871	1:45.077
54	1:03.276	1:51.912	43	1:07.625	1:47.847	36	59.435	1:47.314	36	1:05.966	1:46.843	48	1:06.938	1:47.042
18	1:14.948	1:54.510	54	1:14.169	1:52.332	15	1:08.030	1:47.148	15	1:16.256	1:48.538	36	1:12.687	1:46.602
8	1:30.189	1:58.414	18	1:27.124	1:53.615	58	1:08.781	1:49.242	58	1:17.387	1:48.918	15	1:25.198	1:48.823
6	1 LAP	4:27.679P				43	1:14.492	1:47.037	43	1:22.565	1:48.385	58	1:25.649	1:48.143
77	1:38.438	1:51.622				54	1:26.779	1:52.780	54	1:39.707	1:53.240	43	1:29.630	1:46.946
14	1:38.697	1:47.216				18	1:39.774	1:52.820						

Car 84 - Please obtain a transponder
Weather : Cloudy / Damp

BARC SEC 2CV Challenge LAP CHART FOR RACE 3

(contd.)

Lap 11			Lap 12			Lap 13			Lap 14			Lap 15		
No	Behind	Laptime	No	Behind	Laptime	No	Behind	Laptime	No	Behind	Laptime	No	Behind	Laptime
28		1:40.383	28		1:39.681									
25	2.935	1:40.581	25	3.128	1:39.874									
14	1 LAP	1:43.670	14	1 LAP	1:45.261									
54	1 LAP	1:53.461	54	1 LAP	1:52.642									
18	1 LAP	1:49.608	7	29.895	1:43.878									
7	25.698	1:42.500	11	30.287	1:42.626									
11	27.342	1:42.944	18	1 LAP	1:52.034									
24	29.318	1:44.659	24	34.265	1:44.628									
52	29.558	1:44.341	52	37.896	1:48.019									
77	1 LAP	1:47.166	01	41.763	1:44.067									
01	37.377	1:43.850	65	47.913	1:43.961									
65	43.633	1:44.074	82	51.040	1:43.134									
82	47.587	1:44.093	71	51.849	1:42.933									
71	48.597	1:44.353	30	59.066	1:45.412									
30	53.335	1:45.300	77	1 LAP	2:11.485									
90	54.569	1:44.270	90	1:01.985	1:47.097									
10	58.255	1:45.077	10	1:03.305	1:44.731									
84	59.597	1:45.836	84	1:04.511	1:44.595									
81	1:00.473	1:45.985	81	1:05.120	1:44.328									
55	2 LAPS	1:56.132	55	2 LAPS	1:46.652									
8	1 LAP	1:59.065	48	1:24.568	1:48.031									
48	1:16.218	1:49.663	8	1 LAP	1:59.236									
36	1:19.168	1:46.864	36	1:26.917	1:47.430									
15	1:32.574	1:47.759	15	1:40.447	1:47.554									
58	1:33.491	1:48.225	58	1:41.326	1:47.516									
43	1:36.032	1:46.785	43	1:43.627	1:47.276									

Car 84 - Please obtain a transponder
Weather : Cloudy / Damp

www.mstworld.com

MST sports timing

Page 3 of 3

Silverstone
Circuit Length = 1.6390 miles.
Start: 12:58 End: 13:18

Issued - 13:23 Saturday, 23 November 2002

Silverstone Race School Single Seaters Qualifying for Race 4

POS	NO	CL	NAME	NAT	CAR/ENTRY	TIME	LAPS	GAP	MPH
1	22	Z	Mark THOMAS		Zeus	1:22.891	10		71.18
2	9		Nick PASCOE		Van Diemen FF	1:23.981	10	1.090	70.25
3	4		Matt SHAWYER		Van Diemen FF	1:26.260	10	3.369	68.40
4	21	Z	Peter MUMFORD		Zeus	1:27.422	9	4.531	67.49
5	34	Z	Richard TROTT		Zeus	1:28.363	10	5.472	66.77
6	2		Christian MARX		Van Diemen FF	1:28.693	10	5.802	66.52
7	33	Z	Mark WILDING		Zeus	1:29.143	10	6.252	66.19
8	7		Kenneth HOOD		Van Diemen FF	1:29.231	10	6.340	66.12
9	36	Z	Colin BENHAM		Zeus	1:29.390	10	6.499	66.00
10	5		James POUTON		Van Diemen FF	1:29.858	10	6.967	65.66
11	23	Z	Hassim DHODA		Zeus	1:30.368	10	7.477	65.29
12	29	Z	Karen NEGRAN		Zeus	1:31.148	10	8.257	64.73
13	3		Graham WHITTAKER		Van Diemen FF	1:32.308	10	9.417	63.92
14	35	Z	Vincent TANG		Zeus	1:32.453	10	9.562	63.82
15	8		Daniel MULLER		Van Diemen FF	1:32.875	9	9.984	63.53
16	27	Z	Karl DEVINE		Zeus	1:33.300	10	10.409	63.24
17	12		Christine SAVAGE		Van Diemen FF	1:33.702	9	10.811	62.97
18	10		Andrew BIGNELL		Van Diemen FF	1:40.771	9	17.880	58.55

Weather : Raining / Wet


MST sports timing

Silverstone
Circuit Length = 1.6390 miles.
Start: 13:28 End: 13:43

Clerk Of Course:	Stewards:	Timekeeper:
------------------	-----------	-------------

Silverstone Race School Single Seaters

GRID FOR RACE 4

ROW 9	1:33.702 12 SAVAGE	1:40.771 10 BIGNELL
ROW 8	1:32.875 8 MULLER	1:33.300 27 DEVINE
ROW 7	1:32.308 3 WHITTAKER	1:32.453 35 TANG
ROW 6	1:30.368 23 DHODA	1:31.148 29 NEGRAN
ROW 5	1:29.390 36 BENHAM	1:29.858 5 POUTON
ROW 4	1:29.143 33 WILDING	1:29.231 7 HOOD
ROW 3	1:28.363 34 TROTT	1:28.693 2 MARX
ROW 2	1:26.260 4 SHAWYER	1:27.422 21 MUMFORD
ROW 1	1:22.891 22 THOMAS	1:23.981 9 PASCOE
POLE		
		

Weather : Raining / Wet

MST sports timing

Silverstone
Circuit Length = 1.6390 miles.
Start: 13:28 End: 13:43

Clerk Of Course:	Stewards:	Timekeeper:
------------------	-----------	-------------

Silverstone Race School Single Seaters

PROVISIONAL RESULT - RACE 4

POS	NO	CL	NAME	NAT	CAR/ENTRY	TIME	LAPS	GAP	MPH	BEST
1	9		Nick PASCOE		Van Diemen FF	15:44.531	11		68.90	1:23.234
2	4		Matt SHAWYER		Van Diemen FF	16:06.796	11	22.265	67.31	1:25.429
3	2		Christian MARX		Van Diemen FF	16:32.920	11	48.389	65.54	1:27.084
4	34	Z	Richard TROTT		Zeus	16:35.252	11	50.721	65.39	1:23.897
5	5		James POUTON		Van Diemen FF	16:49.594	11	1:05.063	64.46	1:28.765
6	7		Kenneth HOOD		Van Diemen FF	17:14.599	11	1:30.068	62.90	1:28.689
7	33	Z	Mark WILDING		Zeus	17:19.148	11	1:34.617	62.62	1:29.837
8	29	Z	Karen NEGRAN		Zeus	15:50.966	10	1 LAP	62.23	1:29.794
9	35	Z	Vincent TANG		Zeus	15:59.592	10	1 LAP	61.67	1:31.130
10	12		Christine SAVAGE		Van Diemen FF	16:02.639	10	1 LAP	61.47	1:32.445
11	23	Z	Hassim DHODA		Zeus	16:03.572	10	1 LAP	61.41	1:28.816
12	3		Graham WHITTAKER		Van Diemen FF	16:10.985	10	1 LAP	60.94	1:32.501
13	1		Daniel MULLER		Van Diemen FF	16:15.402	10	1 LAP	60.67	1:31.464
14	27	Z	Karl DEVINE		Zeus	16:29.651	10	1 LAP	59.79	1:33.928
15	10		Andrew BIGNELL		Van Diemen FF	17:21.080	10	1 LAP	56.84	1:39.398

NOT CLASSIFIED

21	Z	Peter MUMFORD	Zeus	13:38.024	9	D.N.F.	65.13	1:26.371
22	Z	Mark THOMAS	Zeus		0	D.N.F.	N/A	
36	Z	Colin BENHAM	Zeus		0	D.N.F.	N/A	

FASTEST LAP

9		Nick PASCOE	Van Diemen FF	1:23.234	4	70.88mph	114.08kph
34	Z	Richard TROTT	Zeus	1:23.897	8	70.32mph	113.18kph

Weather : Raining / Wet

MST sports timing

Silverstone
Circuit Length = 1.6390 miles.
Start: 14:09 End: 14:25

Clerk Of Course:	Stewards:	Timekeeper:
------------------	-----------	-------------

Silverstone Race School Single Seaters LAP CHART FOR RACE 4

Lap 1			Lap 2			Lap 3			Lap 4			Lap 5		
No	Behind	Laptime	No	Behind	Laptime	No	Behind	Laptime	No	Behind	Laptime	No	Behind	Laptime
4		1:36.369	4		1:26.587	4		1:25.665	9		1:23.234	9		1:23.581
21	2.212	1:38.581	9	2.222	1:25.850	9	1.213	1:24.656	4	10.732	1:35.179	4	13.167	1:26.016
9	2.959	1:39.328	21	5.350	1:29.725	21	7.918	1:28.233	21	11.769	1:28.298	34	16.458	1:27.367
5	3.472	1:39.841	5	7.464	1:30.579	34	10.758	1:28.052	34	12.672	1:26.361	5	22.934	1:29.807
34	4.786	1:41.155	34	8.371	1:30.172	5	11.309	1:29.510	5	16.708	1:29.846	2	25.175	1:31.049
2	6.973	1:43.342	2	11.506	1:31.120	2	14.750	1:28.909	2	17.707	1:27.404	21	31.479	1:43.291
33	9.516	1:45.885	33	18.157	1:35.228	33	25.288	1:32.796	33	31.807	1:30.966	33	39.555	1:31.329
29	11.029	1:47.398	29	20.205	1:35.763	29	27.654	1:33.114	29	35.818	1:32.611	29	43.460	1:31.223
7	11.901	1:48.270	7	21.984	1:36.670	7	34.722	1:38.403	7	44.178	1:33.903	7	52.624	1:32.027
23	13.482	1:49.851	23	23.101	1:36.206	12	35.326	1:36.924	12	45.834	1:34.955	12	55.173	1:32.920
12	15.116	1:51.485	12	24.067	1:35.538	35	37.059	1:34.719	35	47.635	1:35.023	35	56.934	1:32.880
35	18.262	1:54.631	35	28.005	1:36.330	3	40.711	1:35.958	3	50.850	1:34.586	23	59.686	1:30.322
3	19.060	1:55.429	3	30.418	1:37.945	1	42.883	1:36.343	1	52.338	1:33.902	3	1:02.047	1:34.778
1	20.674	1:57.043	1	32.205	1:38.118	27	44.568	1:35.726	23	52.945	1:28.816	1	1:03.066	1:34.309
27	22.407	1:58.776	27	34.507	1:38.687	23	48.576	1:51.140	27	55.279	1:35.158	27	1:06.631	1:34.933
10	23.889	2:00.258	10	40.117	1:42.815	10	53.850	1:39.398	10	1:10.054	1:40.651			

Silverstone Race School Single Seaters

LAP CHART FOR RACE 4

(contd.)

Lap 6			Lap 7			Lap 8			Lap 9			Lap 10		
No	Behind	Laptime	No	Behind	Laptime	No	Behind	Laptime	No	Behind	Laptime	No	Behind	Laptime
9		1:23.703	9		1:24.559	9		1:25.689	9		1:24.352	9		1:26.172
10	1 LAP	1:40.505	4	16.546	1:26.212	23	1 LAP	1:43.912	3	1 LAP	1:34.180	12	1 LAP	1:36.308
4	14.893	1:25.429	10	1 LAP	1:40.942	1	1 LAP	1:47.287	23	1 LAP	1:30.098	35	1 LAP	1:35.235
34	16.929	1:24.174	34	19.688	1:27.318	27	1 LAP	1:47.547	1	1 LAP	1:32.133	23	1 LAP	1:31.589
5	28.551	1:29.320	5	33.426	1:29.434	4	16.828	1:25.971	4	19.137	1:26.661	3	1 LAP	1:34.991
2	32.800	1:31.328	2	35.325	1:27.084	34	17.896	1:23.897	27	1 LAP	1:35.888	4	19.427	1:26.462
21	34.690	1:26.914	21	37.076	1:26.945	10	1 LAP	1:42.463	2	42.766	1:29.797	1	1 LAP	1:32.283
33	47.086	1:31.234	33	52.773	1:30.246	5	36.502	1:28.765	21	43.072	1:29.666	27	1 LAP	1:35.035
29	49.551	1:29.794	29	55.270	1:30.278	2	37.321	1:27.685	34	44.240	1:50.696	2	43.834	1:27.240
7	57.740	1:28.819	7	1:04.631	1:31.450	21	37.758	1:26.371	5	53.208	1:41.058	34	46.643	1:28.575
12	1:04.831	1:33.361	12	1:12.717	1:32.445	33	56.921	1:29.837	10	1 LAP	1:44.139	5	57.646	1:30.610
35	1:06.471	1:33.240	35	1:15.492	1:33.580	29	1:00.180	1:30.599	33	1:02.596	1:30.027	33	1:10.062	1:33.638
23	1:07.280	1:31.297	3	1:21.742	1:35.456	7	1:07.631	1:28.689	7	1:13.576	1:30.297	10	1 LAP	1:45.825
3	1:10.845	1:32.501				12	1:21.249	1:34.221	29	1:21.332	1:45.504	7	1:19.766	1:32.362
1	1:11.883	1:32.520				35	1:22.627	1:32.824						
27	1:16.901	1:33.973												

Silverstone Race School Single Seaters

LAP CHART FOR RACE 4


(contd.)

Lap 11			Lap 12			Lap 13			Lap 14			Lap 15		
No	Behind	Laptime	No	Behind	Laptime	No	Behind	Laptime	No	Behind	Laptime	No	Behind	Laptime
9		1:23.407												
29	1 LAP	1:34.682												
35	1 LAP	1:31.130												
12	1 LAP	1:34.482												
23	1 LAP	1:30.341												
4	22.265	1:26.245												
3	1 LAP	1:35.161												
1	1 LAP	1:31.464												
27	1 LAP	1:33.928												
2	48.389	1:27.962												
34	50.721	1:27.485												
5	1:05.063	1:30.824												
7	1:30.068	1:33.709												
33	1:34.617	1:47.962												
10	1 LAP	1:44.084												

Silverstone Race School Single Seaters Qualifying for Race 5

POS	NO	CL	NAME	NAT	CAR/ENTRY	TIME	LAPS	GAP	MPH
1	34	Z	Richard TROTT		Zeus	1:21.461	11		72.43
2	9		Nick PASCOE		Van Diemen FF	1:22.184	11	0.723	71.79
3	5		Matt SHAWYER		Van Diemen FF	1:22.884	11	1.423	71.18
4	22	Z	Mark THOMAS		Zeus	1:23.013	11	1.552	71.07
5	25	Z	Derek REDFERN		Zeus	1:24.941	11	3.480	69.46
6	29	Z	Mark WILDING		Zeus	1:25.892	10	4.431	68.69
7	7		Kenneth HOOD		Van Diemen FF	1:26.389	10	4.928	68.30
8	2		Christian MARX		Van Diemen FF	1:27.552	10	6.091	67.39
9	36	Z	Colin BENHAM		Zeus	1:29.710	6	8.249	65.77
10	10		Andrew BIGNELL		Van Diemen FF	1:37.290	9	15.829	60.64

Silverstone Race School Single Seaters GRID FOR RACE 5

ROW 5	1:29.710 36 BENHAM	1:37.290 10 BIGNELL
ROW 4	1:26.389 7 HOOD	1:27.552 2 MARX
ROW 3	1:24.941 25 REDFERN	1:25.892 29 WILDING
ROW 2	1:22.884 5 SHAWYER	1:23.013 22 THOMAS
ROW 1	1:21.461 34 TROTT	1:22.184 9 PASCOE
POLE		
		

Weather / Track: Raining/ Wet

MST sports timing

Silverstone
Circuit Length = 1.6390 miles.
Start: 14:49 End: 15:04

Clerk Of Course:	Stewards:	Timekeeper:
------------------	-----------	-------------

Silverstone Race School Single Seaters

PROVISIONAL RESULT - RACE 5

POS	NO	CL	NAME	NAT	CAR/ENTRY	TIME	LAPS	GAP	MPH	BEST
1	9		Nick PASCOE		Van Diemen FF	15:39.075	11		69.30	1:23.582
2	34	Z	Richard TROTT		Zeus	15:41.486	11	2.411	69.12	1:24.249
3	5		Matt SHAWYER		Van Diemen FF	16:00.570	11	21.495	67.75	1:25.215
4	22	Z	Mark THOMAS		Zeus	16:03.580	11	24.505	67.54	1:23.866
5	25	Z	Derek REDFERN		Zeus	17:01.760	11	1:22.685	63.69	1:29.576
6	2		Christian MARX		Van Diemen FF	17:06.248	11	1:27.173	63.41	1:29.198
7	7		Kenneth HOOD		Van Diemen FF	17:08.082	11	1:29.007	63.30	1:30.264
8	27	Z	Colin BENHAM		Zeus	16:36.651	10	1 LAP	59.37	1:32.806
9	10		Andrew BIGNELL		Van Diemen FF	17:01.477	10	1 LAP	57.93	1:36.996
10	29	Z	Mark WILDING		Zeus	16:42.322	9	2 LAPS	53.15	1:35.544

FASTEST LAP

9		Nick PASCOE	Van Diemen FF	1:23.582	6	70.59mph	113.61kph
22	Z	Mark THOMAS	Zeus	1:23.866	10	70.35mph	113.22kph

Weather / Track: Cloudy/ Wet

MST sports timing

Silverstone
Circuit Length = 1.6390 miles.
Start: 15:23 End: 15:38

Clerk Of Course:	Stewards:	Timekeeper:
------------------	-----------	-------------

Silverstone Race School Single Seaters LAP CHART FOR RACE 5

Lap 1			Lap 2			Lap 3			Lap 4			Lap 5		
No	Behind	Laptime	No	Behind	Laptime	No	Behind	Laptime	No	Behind	Laptime	No	Behind	Laptime
34		1:32.099	34		1:24.542	34		1:24.552	34		1:24.923	34		1:25.303
9	2.360	1:34.459	9	3.746	1:25.928	9	3.923	1:24.729	9	3.321	1:24.321	9	2.459	1:24.441
5	5.266	1:37.365	5	6.199	1:25.475	5	6.862	1:25.215	5	7.711	1:25.772	5	8.989	1:26.581
25	9.154	1:41.253	22	13.927	1:25.789	22	15.153	1:25.778	22	15.411	1:25.181	22	16.605	1:26.497
2	9.875	1:41.974	25	15.094	1:30.482	2	20.007	1:29.198	2	26.263	1:31.179	2	31.223	1:30.263
7	11.504	1:43.603	2	15.361	1:30.028	25	22.867	1:32.325	25	27.839	1:29.895	25	32.112	1:29.576
29	12.600	1:44.699	7	18.112	1:31.150	7	24.457	1:30.897	7	31.408	1:31.874	7	36.369	1:30.264
22	12.680	1:44.779	10	31.442	1:36.996	10	47.887	1:40.997	10	1:03.686	1:40.722	10	1:20.367	1:41.984
27	18.327	1:50.426	27	40.011	1:46.226	27	52.746	1:37.287	27	1:05.169	1:37.346			
10	18.988	1:51.087	29	43.888	1:55.830	29	54.880	1:35.544	29	1:05.620	1:35.663			

Silverstone Race School Single Seaters

LAP CHART FOR RACE 5

(contd.)

Lap 6			Lap 7			Lap 8			Lap 9			Lap 10		
No	Behind	Laptime	No	Behind	Laptime	No	Behind	Laptime	No	Behind	Laptime	No	Behind	Laptime
34		1:25.009	34		1:25.042	9		1:24.655	9		1:24.265	9		1:24.394
27	1 LAP	1:45.335	9	0.394	1:24.404	34	0.396	1:25.445	34	1.431	1:25.300	34	2.059	1:25.022
9	1.032	1:23.582	5	12.866	1:27.608	5	13.683	1:25.866	22	15.302	1:24.222	22	14.774	1:23.866
5	10.300	1:26.320	10	1 LAP	1:44.582	22	15.345	1:24.381	5	16.435	1:27.017	5	19.435	1:27.394
22	16.289	1:24.693	22	16.013	1:24.766	27	1 LAP	1:35.288	29	2 LAPS	1:50.423	29	2 LAPS	1:43.482
29	1 LAP	2:01.733P	27	1 LAP	1:42.653	10	1 LAP	1:42.156	27	1 LAP	1:36.017	27	1 LAP	1:32.806
25	40.108	1:33.005	25	46.456	1:31.390	25	54.315	1:32.908	10	1 LAP	1:41.014	10	1 LAP	1:40.992
7	43.309	1:31.949	2	49.239	1:30.093	2	54.576	1:30.386	25	1:01.780	1:31.730	25	1:12.770	1:35.384
2	44.188	1:37.974	7	1:00.081	1:41.814	7	1:06.461	1:31.429	2	1:07.021	1:36.710	2	1:13.064	1:30.437
			29	1 LAP	2:32.920				7	1:13.953	1:31.757	7	1:20.737	1:31.178

Silverstone Race School Single Seaters

LAP CHART FOR RACE 5

(contd.)

Lap 11			Lap 12			Lap 13			Lap 14			Lap 15		
No	Behind	Laptime	No	Behind	Laptime	No	Behind	Laptime	No	Behind	Laptime	No	Behind	Laptime
9		1:23.897												
34	2.411	1:24.249												
5	21.495	1:25.957												
22	24.505	1:33.628												
27	1 LAP	1:33.267												
29	2 LAPS	1:42.028												
10	1 LAP	1:40.947												
25	1:22.685	1:33.812												
2	1:27.173	1:38.006												
7	1:29.007	1:32.167												

BARC SEC Saloon & Sports Car Allcomers Challenge

Qualifying for Race 6

POS	NO	CL	NAME	NAT	CAR/ENTRY	TIME	LAPS	GAP	MPH
1	44	B	Rod BIRLEY		Ford Escort WRC	1:13.386	8		80.40
2	27	B	Pete JAMES		Caterham 7	1:14.132	13	0.746	79.59
3	4	B	Kevin CLARKE		Mercedes VSR	1:15.696	12	2.310	77.94
4	21	B	Darren ASHLEY		Caterham 7	1:15.851	12	2.465	77.78
5	16	C	Steve DANCE		Toyota Avensis	1:17.566	12	4.180	76.06
6	2	B	John GAW		Caterham 7	1:17.972	12	4.586	75.67
7	51	C	Barry BARNES		Toyota Carina E GTi	1:18.407	12	5.021	75.25
8	1	D	Kevin UNDERWOOD		BMW M3	1:22.235	11	8.849	71.75
9	92	D	Alex ELLIOTT		BMW M3	1:22.385	11	8.999	71.62
10	47	C	Mark SMITHERS		Caterham 7	1:23.214	12	9.828	70.90
11	15	D	Nick FROST		Caterham 7	1:23.394	12	10.008	70.75
12	26	C	Pete HALLFORD		Chevrolet Camaro Z28	1:23.696	12	10.310	70.49
13	12	C	Graham BRINDLEY		Ford Sierra Cosworth	1:24.431	11	11.045	69.88
14	23	D	Soh FUKUSHIMA		Caterham 7	1:25.955	11	12.569	68.64
15	33	D	Marc TAYLOR		Mitsubishi Starion Turbo	1:26.330	11	12.944	68.34
16	41	D	Keith WAITE		Alfa Romeo 75	1:26.675	9	13.289	68.07
17	6	C	Mark TURICCKI		Ford Mondeo	1:26.682	9	13.296	68.06
18	5	B	Kenneth BLAIR		Ford Sierra Cosworth	1:27.252	11	13.866	67.62
19	7	D	Graeme SMITH		Caterham 7	1:29.282	11	15.896	66.08
20	8	D	Derek PALMER		Ford Fiesta Zetec	1:29.502	11	16.116	65.92
21	14	D	Tony CRUDGINGTON		Triumph Dolomite Sprint	1:30.226	9	16.840	65.39
22	69	D	Martin LEWIS		Ford Fiesta XR2	1:30.736	11	17.350	65.02
23	11	D	Steve LUSCOMBE		MG Midget	1:31.250	10	17.864	64.66
24	80	D	Daniel NASH		Talbot Sunbeam	1:32.136	10	18.750	64.04
25	17	C	Timothy GIBSON		Ginetta G20	1:32.920	10	19.534	63.50
26	39	D	Miles HORNE		Peugeot 309XSi	1:33.247	10	19.861	63.27
27	29	C	John BARRY		Caterham 7	1:34.386	10	21.000	62.51
28	46	C	Graham BAHR		BMW 2002 Tii	1:34.450	8	21.064	62.47
29	78	D	Jos van de PERRE		VW Scirocco	1:36.392	10	23.006	61.21
30	71	C	Kevin GOATER		Rover Mini	1:37.803	10	24.417	60.32
31	64	D	Andy WICKENS		Ford Escort MkIII	1:38.520	9	25.134	59.89
32	3	D	James CHRISTIE		Hillman Avenger	1:38.579	10	25.193	59.85

Weather : Cloudy / Wet

MST sports timing

Silverstone
Circuit Length = 1.6390 miles.
Start: 14:27 End: 14:47

Clerk Of Course:	Stewards:	Timekeeper:
------------------	-----------	-------------

BARC SEC Saloon & Sports Car Allcomers Challenge

LAP ANALYSIS - PRACTICE

1	Kevin UNDERWOOD	BMW M3
1 -	5:55.721	6 - 1:25.416
2 -	1:42.606	7 - 1:25.674
3 -	1:35.609	8 - 1:25.221
4 -	1:29.538	9 - 1:25.727
5 -	1:28.428	10 - 1:22.235
2	John GAW	Caterham 7
1 -	5:43.686	6 - 1:20.013
2 -	1:23.462	7 - 1:23.363
3 -	1:22.857	8 - 1:19.473
4 -	1:19.993	9 - 1:18.581
5 -	1:20.324	10 - 1:19.223
3	James CHRISTIE	Hillman Avenger
1 -	5:26.922	6 - 1:40.160
2 -	1:42.402	7 - 1:39.806
3 -	1:42.706	8 - 1:38.579
4 -	1:39.786	9 - 1:38.681
5 -	1:41.742	10 - 1:39.366
4	Kevin CLARKE	Mercedes VSR
1 -	5:23.598	6 - 1:20.079
2 -	1:27.560	7 - 1:17.515
3 -	1:18.916	8 - 1:15.997
4 -	1:22.615	9 - 1:18.341
5 -	1:23.432	10 - 1:17.899
5	Kenneth BLAIR	Ford Sierra Cosworth
1 -	5:18.738	6 - 1:28.877
2 -	1:38.574	7 - 1:27.252
3 -	1:32.293	8 - 1:27.413
4 -	1:31.956	9 - 1:29.403
5 -	1:28.715	10 - 1:28.013
6	Mark TURICCKI	Ford Mondeo
1 -	5:46.960	6 - 3:52.447
2 -	1:37.845	7 - 1:28.157
3 -	1:34.449	8 - 1:26.682
4 -	1:31.050	9 - 1:30.100
5 -	1:49.057	
7	Graeme SMITH	Caterham 7
1 -	5:26.505	6 - 1:30.036
2 -	1:31.730	7 - 1:30.488
3 -	1:31.592	8 - 1:31.293
4 -	1:29.452	9 - 1:46.951
5 -	1:29.442	10 - 1:29.282

BARC SEC Saloon & Sports Car Allcomers Challenge

LAP ANALYSIS - PRACTICE

(contd.)

8	Derek PALMER	Ford Fiesta Zetec
1 - 5:22.140	6 - 1:30.394	11 - 1:32.954
2 - 1:38.343	7 - 1:48.500	
3 - 1:34.815	8 - 1:32.808	
4 - 1:30.879	9 - 1:31.880	
5 - 1:29.502	10 - 1:30.961	
11	Steve LUSCOMBE	MG Midget
1 - 5:52.716	6 - 1:35.135	
2 - 1:43.224	7 - 1:36.038	
3 - 1:39.174	8 - 1:32.067	
4 - 1:35.134	9 - 1:33.164	
5 - 1:33.880	10 - 1:31.250	
12	Graham BRINDLEY	Ford Sierra Cosworth
1 - 5:40.706	6 - 1:24.584	11 - 1:24.431
2 - 1:32.302	7 - 1:26.820	
3 - 1:26.169	8 - 1:25.989	
4 - 1:25.274	9 - 1:25.646	
5 - 1:26.218	10 - 1:25.634	
14	Tony CRUDGINGTON	Triumph Dolomite Sprint
1 - 5:30.235	6 - 1:30.901	
2 - 1:38.782	7 - 1:30.226	
3 - 1:33.192	8 - 1:39.664	
4 - 1:32.576	9 - 1:49.471P	
5 - 1:31.293		
15	Nick FROST	Caterham 7
1 - 5:22.895	6 - 1:25.534	11 - 1:23.549
2 - 1:28.253	7 - 1:26.386	12 - 1:23.394
3 - 1:26.098	8 - 1:27.060	
4 - 1:24.723	9 - 1:27.279	
5 - 1:25.414	10 - 1:23.605	
16	Steve DANCE	Toyota Avensis
1 - 5:41.705	6 - 1:19.153	11 - 1:17.566
2 - 1:23.782	7 - 1:19.827	12 - 1:20.348
3 - 1:23.280	8 - 1:23.351	
4 - 1:20.474	9 - 1:19.618	
5 - 1:20.266	10 - 1:18.554	
17	Timothy GIBSON	Ginetta G20
1 - 5:41.927	6 - 1:34.294	
2 - 1:46.150	7 - 1:34.904	
3 - 2:02.670	8 - 1:34.491	
4 - 1:48.046	9 - 1:32.920	
5 - 1:34.430	10 - 1:34.144	

BARC SEC Saloon & Sports Car Allcomers Challenge

LAP ANALYSIS - PRACTICE

(contd.)

21	Darren ASHLEY	Caterham 7
1 - 5:42.146	6 - 1:18.572	11 - 1:15.851
2 - 1:19.565	7 - 1:16.891	12 - 1:16.430
3 - 1:19.233	8 - 1:18.816	
4 - 1:16.141	9 - 1:17.568	
5 - 1:17.358	10 - 1:16.359	
23	Soh FUKUSHIMA	Caterham 7
1 - 5:50.709	6 - 1:27.445	11 - 1:27.210
2 - 1:34.452	7 - 1:27.394	
3 - 1:28.714	8 - 1:28.488	
4 - 1:25.955	9 - 1:26.806	
5 - 1:27.620	10 - 1:26.297	
26	Pete HALLFORD	Chevrolet Camaro Z28
1 - 5:22.454	6 - 1:23.696	11 - 1:24.391
2 - 1:24.955	7 - 1:26.278	12 - 1:24.246
3 - 1:24.135	8 - 1:25.945	
4 - 1:23.949	9 - 1:25.261	
5 - 1:29.051	10 - 1:26.149	
27	Pete JAMES	Caterham 7
1 - 5:50.285	6 - 1:16.383	11 - 1:15.798
2 - 1:18.878	7 - 1:15.797	12 - 1:15.412
3 - 1:16.863	8 - 1:17.674	13 - 1:15.937
4 - 1:15.903	9 - 1:14.132	
5 - 1:16.939	10 - 1:15.647	
29	John BARRY	Caterham 7
1 - 5:49.906	6 - 1:40.791	
2 - 1:55.436	7 - 1:35.840	
3 - 1:43.567	8 - 1:41.090	
4 - 1:44.556	9 - 1:35.250	
5 - 1:38.258	10 - 1:34.386	
33	Marc TAYLOR	Mitsubishi Starion Turbo
1 - 5:20.864	6 - 1:26.471	11 - 1:26.720
2 - 1:33.660	7 - 1:26.330	
3 - 1:27.819	8 - 1:28.514	
4 - 1:27.937	9 - 1:27.709	
5 - 1:28.740	10 - 1:28.133	
39	Miles HORNE	Peugeot 309XSi
1 - 5:42.557	6 - 1:37.754	
2 - 1:41.569	7 - 1:34.253	
3 - 1:38.251	8 - 1:34.781	
4 - 1:35.528	9 - 1:33.612	
5 - 1:37.842	10 - 1:33.247	

Weather : Cloudy / Wet

www.mstworld.com

MST sports timing

Page 3 of 5

Silverstone
Circuit Length = 1.6390 miles.
Start: 14:27 End: 14:47

Issued - 14:51 Saturday, 23 November 2002

BARC SEC Saloon & Sports Car Allcomers Challenge

LAP ANALYSIS - PRACTICE

(contd.)

41	Keith WAITE	Alfa Romeo 75	
1 -	5:48.681	6 - 1:29.240	
2 -	1:44.769	7 - 1:32.105	
3 -	1:38.200	8 - 1:26.675	
4 -	1:31.595	9 - 1:46.354P	
5 -	1:31.617		
44	Rod BIRLEY	Ford Escort WRC	
1 -	5:25.258	6 - 1:16.705	
2 -	1:21.494	7 - 1:13.386	
3 -	1:14.314	8 - 1:32.825P	
4 -	1:19.415		
5 -	1:17.911		
46	Graham BAHR	BMW 2002 Tii	
1 -	5:45.532	6 - 1:45.834	
2 -	1:51.401	7 - 1:44.338	
3 -	1:49.419	8 - 1:54.761P	
4 -	1:35.487		
5 -	1:34.450		
47	Mark SMITHERS	Caterham 7	
1 -	5:34.861	6 - 1:23.406	11 - 1:23.214
2 -	1:26.178	7 - 1:23.484	12 - 1:23.928
3 -	1:23.977	8 - 1:25.476	
4 -	1:23.840	9 - 1:25.026	
5 -	1:25.141	10 - 1:23.252	
51	Barry BARNES	Toyota Carina E GTi	
1 -	5:32.805	6 - 1:20.468	11 - 1:18.528
2 -	1:28.728	7 - 1:23.963	12 - 1:18.407
3 -	1:26.707	8 - 1:25.115	
4 -	1:23.022	9 - 1:21.897	
5 -	1:25.905	10 - 1:19.194	
64	Andy WICKENS	Ford Escort MkIII	
1 -	5:50.071	6 - 1:44.938	
2 -	1:57.276	7 - 1:48.591	
3 -	1:44.739	8 - 1:42.116	
4 -	1:53.615	9 - 1:58.769P	
5 -	1:38.520		
69	Martin LEWIS	Ford Fiesta XR2	
1 -	5:37.444	6 - 1:39.816	11 - 1:32.260
2 -	1:38.601	7 - 1:33.793	
3 -	1:30.736	8 - 1:34.077	
4 -	1:31.209	9 - 1:33.985	
5 -	1:30.964	10 - 1:34.708	

Weather : Cloudy / Wet

www.mstworld.com

MST sports timing

Page 4 of 5

Silverstone
Circuit Length = 1.6390 miles.
Start: 14:27 End: 14:47

Issued - 14:51 Saturday, 23 November 2002

BARC SEC Saloon & Sports Car Allcomers Challenge

LAP ANALYSIS - PRACTICE


(contd.)

71	Kevin GOATER	Rover Mini
1 - 5:34.380	6 - 1:39.187	
2 - 1:42.209	7 - 1:39.280	
3 - 1:37.977	8 - 1:37.803	
4 - 1:39.258	9 - 1:37.863	
5 - 1:44.142	10 - 1:39.497	
78	Jos van de PERRE	VW Scirocco
1 - 5:36.622	6 - 1:41.629	
2 - 1:43.900	7 - 1:37.060	
3 - 1:43.136	8 - 1:39.416	
4 - 1:42.077	9 - 1:36.392	
5 - 1:41.151	10 - 1:40.047	
80	Daniel NASH	Talbot Sunbeam
1 - 5:40.766	6 - 1:36.649	
2 - 1:41.217	7 - 1:34.444	
3 - 1:36.791	8 - 1:36.081	
4 - 1:37.757	9 - 1:36.257	
5 - 1:38.598	10 - 1:32.136	
92	Alex ELLIOTT	BMW M3
1 - 5:54.361	6 - 1:22.933	11 - 1:22.481
2 - 1:42.722	7 - 1:22.619	
3 - 1:30.962	8 - 1:24.101	
4 - 1:24.539	9 - 1:23.678	
5 - 1:24.550	10 - 1:22.385	

BARC SEC Saloon & Sports Car Allcomers Challenge

GRID FOR RACE 6

ROW 16	1:38.520	64	WICKENS	1:38.579	3	CHRISTIE
ROW 15	1:36.392	78	PERRE	1:37.803	71	GOATER
ROW 14	1:34.386	29	BARRY	1:34.450	46	BAHR
ROW 13	1:32.920	17	GIBSON	1:33.247	39	HORNE
ROW 12	1:31.250	11	LUSCOMBE	1:32.136	80	NASH
ROW 11	1:30.226	14	CRUDGINGTON	1:30.736	69	LEWIS
ROW 10	1:29.282	7	SMITH	1:29.502	8	PALMER
ROW 9	1:26.682	6	TURICCKI	1:27.252	5	BLAIR
ROW 8	1:26.330	33	TAYLOR	1:26.675	41	WAITE
ROW 7	1:24.431	12	BRINDLEY	1:25.955	23	FUKUSHIMA
ROW 6	1:23.394	15	FROST	1:23.696	26	HALLFORD
ROW 5	1:22.385	92	ELLIOTT	1:23.214	47	SMITHERS
ROW 4	1:18.407	51	BARNES	1:22.235	1	UNDERWOOD
ROW 3	1:17.566	16	DANCE	1:17.972	2	GAW
ROW 2	1:15.696	4	CLARKE	1:15.851	21	ASHLEY
ROW 1	1:13.386	44	BIRLEY	1:14.132	27	JAMES
POLE						



Weather : Cloudy / Wet

MST sports timing

Silverstone
Circuit Length = 1.6390 miles.
Start: 14:27 End: 14:47

Clerk Of Course:	Stewards:	Timekeeper:
------------------	-----------	-------------

BARC SEC Saloon & Sports Car Allcomers Challenge

PROVISIONAL RESULT - RACE 6

POS	NO	CL	NAME	NAT	CAR/ENTRY	TIME	LAPS	GAP	MPH	BEST
1	44	B	Rod BIRLEY		Ford Escort WRC	20:04.985	16		78.49	1:13.191
2	4	B	Kevin CLARKE		Mercedes VSR	20:08.821	16	3.836	78.24	1:13.739
3	27	B	Pete JAMES		Caterham 7	20:09.515	16	4.530	78.19	1:13.742
4	2	B	John GAW		Caterham 7	20:54.418	16	49.433	75.40	1:16.162
5	16	C	Steve DANCE		Toyota Avensis	20:54.734	16	49.749	75.38	1:16.829
6	51	C	Barry BARNES		Toyota Carina E GTi	21:19.242	16	1:14.257	73.93	1:17.224
7	21	B	Darren ASHLEY		Caterham 7	20:12.834	15	1 LAP	73.12	1:18.818
8	1	D	Kevin UNDERWOOD		BMW M3	20:39.241	15	1 LAP	71.56	1:19.362
9	12	C	Graham BRINDLEY		Ford Sierra Cosworth	20:42.901	15	1 LAP	71.35	1:19.610
10	92	D	Alex ELLIOTT		BMW M3	20:48.871	15	1 LAP	71.01	1:21.535
11	47	D	Mark SMITHERS		Caterham 7	21:02.265	15	1 LAP	70.25	1:22.508
12	41	D	Keith WAITE		Alfa Romeo 75	21:10.201	15	1 LAP	69.81	1:22.869
13	6	C	Mark TURICCKI		Ford Mondeo	21:14.136	15	1 LAP	69.60	1:23.098
14	15	D	Nick FROST		Caterham 7	21:26.432	15	1 LAP	68.93	1:22.969
15	26	C	Pete HALLFORD		Chevrolet Camaro Z28	20:16.085	14	2 LAPS	68.07	1:25.039
16	33	D	Marc TAYLOR		Mitsubishi Starion Turbo	20:30.924	14	2 LAPS	67.25	1:26.246
17	64	D	Andy WICKENS		Ford Escort MkIII	21:05.482	14	2 LAPS	65.41	1:25.845
18	7	D	Graeme SMITH		Caterham 7	21:20.811	14	2 LAPS	64.63	1:29.249
19	11	D	Steve LUSCOMBE		MG Midget	20:30.028	13	3 LAPS	62.50	1:31.876
20	39	D	Miles HORNE		Peugeot 309XSi	20:31.825	13	3 LAPS	62.41	1:31.673
21	8	D	Derek PALMER		Ford Fiesta Zetec	20:42.457	13	3 LAPS	61.87	1:26.965
22	78	D	Jos van de PERRE		VW Scirocco	20:46.356	13	3 LAPS	61.68	1:32.069
23	29	C	John BARRY		Caterham 7	20:53.080	13	3 LAPS	61.35	1:33.551
24	71	C	Kevin GOATER		Rover Mini	21:13.494	13	3 LAPS	60.37	1:33.421
25	3	D	James CHRISTIE		Hillman Avenger	20:15.231	12	4 LAPS	58.41	1:37.668

NOT CLASSIFIED

5	C	Kenneth BLAIR	Ford Sierra Cosworth	14:51.771	10	D.N.F.	66.36	1:24.954
23	D	Soh FUKUSHIMA	Caterham 7	14:05.030	9	D.N.F.	63.05	1:24.961
46	C	Graham BAHR	BMW 2002 Tii	3:27.517	2	D.N.F.	57.71	1:28.841
69	D	Martin LEWIS	Ford Fiesta XR2	1:45.225	1	D.N.F.	57.75	1:45.225
80	D	Daniel NASH	Talbot Sunbeam		0	D.N.F.	N/A	

FASTEST LAP

44	B	Rod BIRLEY	Ford Escort WRC	1:13.191	2	80.61mph	129.73kph
16	C	Steve DANCE	Toyota Avensis	1:16.829	9	76.79mph	123.59kph
1	D	Kevin UNDERWOOD	BMW M3	1:19.362	13	74.34mph	119.65kph

Weather : Cloudy / Wet

MST sports timing

Silverstone
Circuit Length = 1.6390 miles.
Start: 15:50 End: 16:10

Clerk Of Course:	Stewards:	Timekeeper:
------------------	-----------	-------------

2002 Formula One Saloon Car Championship Race 6 - Classification

POS	NO	CL	DRIVER	NAT	CAR	TIME	LAPS	GAP	MPH	BEST
1	44	A	Rod BIRLEY		Ford Escort WRC	20:04.985	16		78.49	1:13.191
2	51	B	Barry BARNES		Toyota Carina E GTi	21:19.242	16	1:14.257	73.93	1:17.224
3	1	A	Kevin UNDERWOOD		BMW M3	20:39.241	15	1 LAP	71.56	1:19.362
4	12	A	Graham BRINDLEY		Ford Sierra Cosworth	20:42.901	15	1 LAP	71.35	1:19.610
5	92	A	Alex ELLIOTT		BMW M3	20:48.871	15	1 LAP	71.01	1:21.535
6	41	A	Keith WAITE		Alfa Romeo 75	21:10.201	15	1 LAP	69.81	1:22.869
7	33	A	Marc TAYLOR		Mitsubishi Starion Turbo	20:30.924	14	2 LAPS	67.25	1:26.246
8	64	B	Andy WICKENS		Ford Escort MkIII	21:05.482	14	2 LAPS	65.41	1:25.845
9	39	C	Miles HORNE		Peugeot 309XSi	20:31.825	13	3 LAPS	62.41	1:31.673
10	8	B	Derek PALMER		Ford Fiesta Zetec	20:42.457	13	3 LAPS	61.87	1:26.965
11	78	B	Jos van de PERRE		VW Scirocco	20:46.356	13	3 LAPS	61.68	1:32.069
12	3	C	James CHRISTIE		Hillman Avenger	20:15.231	12	4 LAPS	58.41	1:37.668
NOT CLASSIFIED										
5	A	Kenneth BLAIR		Ford Sierra Cosworth	14:51.771	10	D.N.F.	66.36	1:24.954	
46	B	Graham BAHR		BMW 2002 Tii	3:27.517	2	D.N.F.	57.71	1:28.841	
69	C	Martin LEWIS		Ford Fiesta XR2	1:45.225	1	D.N.F.	57.75	1:45.225	
80	C	Daniel NASH		Talbot Sunbeam		0	D.N.F.	N/A		
FASTEST LAP										
44	A	Rod BIRLEY		Ford Escort WRC	1:13.191	2	80.61mph	129.73kph		
51	B	Barry BARNES		Toyota Carina E GTi	1:17.224	4	76.40mph	122.96kph		
39	C	Miles HORNE		Peugeot 309XSi	1:31.673	13	64.36mph	103.58kph		

Weather / Track : Cloudy / Damp

MST sports timing

Silverstone
Circuit Length = 1.6390 miles.
Start: 15:12 End: 15:24

Clerk of Course:	Stewards:	Timekeeper:
------------------	-----------	-------------

BARC SEC Saloon & Sports Car Allcomers Challenge

LAP CHART FOR RACE 6

Lap 1			Lap 2			Lap 3			Lap 4			Lap 5		
No	Behind	Laptime	No	Behind	Laptime	No	Behind	Laptime	No	Behind	Laptime	No	Behind	Laptime
44		1:17.908	44		1:13.191	44		1:13.446	44		1:15.654	44		1:16.464
4	3.836	1:21.744	4	4.384	1:13.739	4	4.967	1:14.029	78	1 LAP	1:35.108	4	5.312	1:17.510
27	4.379	1:22.287	27	7.697	1:16.509	27	10.494	1:16.243	4	4.266	1:14.953	11	1 LAP	1:34.677
2	5.529	1:23.437	2	9.659	1:17.321	2	14.387	1:18.174	29	1 LAP	1:36.433	27	12.703	1:17.142
16	7.355	1:25.263	16	12.163	1:17.999	16	16.895	1:18.178	27	12.025	1:17.185	39	1 LAP	1:34.756
51	9.732	1:27.640	51	14.891	1:18.350	51	20.373	1:18.928	71	1 LAP	1:37.813	2	17.760	1:18.019
21	11.012	1:28.920	21	18.442	1:20.621	21	24.902	1:19.906	3	1 LAP	1:37.668	78	1 LAP	1:34.209
1	12.585	1:30.493	1	21.244	1:21.850	1	31.541	1:23.743	2	16.205	1:17.472	16	21.618	1:19.661
47	13.389	1:31.297	47	23.136	1:22.938	47	33.221	1:23.531	16	18.421	1:17.180	51	25.135	1:19.656
92	14.340	1:32.248	92	23.540	1:22.391	92	33.970	1:23.876	51	21.943	1:17.224	29	1 LAP	1:35.099
26	16.544	1:34.452	12	26.828	1:22.842	12	36.837	1:23.455	21	28.066	1:18.818	21	31.584	1:19.982
12	17.177	1:35.085	26	28.711	1:25.358	6	40.353	1:24.568	1	38.731	1:22.844	71	1 LAP	1:37.033
6	18.328	1:36.236	6	29.231	1:24.094	41	40.992	1:24.787	92	41.303	1:22.987	1	46.028	1:23.761
41	19.154	1:37.062	41	29.651	1:23.688	26	42.050	1:26.785	47	42.180	1:24.613	3	1 LAP	1:47.753
23	20.300	1:38.208	23	33.188	1:26.079	23	45.626	1:25.884	12	43.608	1:22.425	92	48.145	1:23.306
33	20.948	1:38.856	33	34.507	1:26.750	33	47.834	1:26.773	6	48.311	1:23.612	47	49.879	1:24.163
5	21.482	1:39.390	5	35.701	1:27.410	15	48.818	1:25.691	41	48.920	1:23.582	12	50.682	1:23.538
7	23.325	1:41.233	15	36.573	1:24.392	5	50.165	1:27.910	26	53.214	1:26.818	6	55.604	1:23.757
15	25.372	1:43.280	7	40.088	1:29.954	7	57.911	1:31.269	23	54.933	1:24.961	41	56.096	1:23.640
8	26.058	1:43.966	8	43.128	1:30.261	8	59.023	1:29.341	15	57.634	1:24.470	26	1:01.789	1:25.039
69	27.317	1:45.225	64	46.352	1:27.432	64	59.792	1:26.886	33	59.680	1:27.500	23	1:03.465	1:24.996
11	29.382	1:47.290	11	49.427	1:33.236	11	1:07.961	1:31.980	64	1:12.816	1:28.678	15	1:04.709	1:23.539
39	31.822	1:49.730	39	52.233	1:33.602	39	1:12.829	1:34.042	7	1:15.200	1:32.943	33	1:09.919	1:26.703
64	32.111	1:50.019	78	56.084	1:34.619				5	1:15.415	1:40.904			
3	33.657	1:51.565	46	56.418	1:28.841				8	1:15.775	1:32.406			
78	34.656	1:52.564	29	1:00.844	1:36.223									
29	37.812	1:55.720	71	1:05.376	1:39.327									
71	39.240	1:57.148	3	1:07.016	1:46.550									
46	40.768	1:58.676												

BARC SEC Saloon & Sports Car Allcomers Challenge

LAP CHART FOR RACE 6

(contd.)

Lap 6			Lap 7			Lap 8			Lap 9			Lap 10		
No	Behind	Laptime	No	Behind	Laptime	No	Behind	Laptime	No	Behind	Laptime	No	Behind	Laptime
44		1:16.503	44		1:14.125	44		1:16.208	44		1:16.431	44		1:17.212
4	7.437	1:18.628	33	1 LAP	1:26.448	71	2 LAPS	1:38.097	78	2 LAPS	1:35.786	92	1 LAP	1:22.077
5	1 LAP	1:27.075	4	7.931	1:14.619	26	1 LAP	1:25.935	41	1 LAP	1:24.007	11	2 LAPS	1:33.494
27	12.159	1:15.959	27	13.334	1:15.300	15	1 LAP	1:25.793	4	7.072	1:15.768	47	1 LAP	1:22.983
7	1 LAP	1:32.309	5	1 LAP	1:26.943	4	7.735	1:16.012	6	1 LAP	1:24.926	4	4.273	1:14.413
64	1 LAP	1:35.141	2	25.023	1:18.362	23	1 LAP	1:26.531	29	2 LAPS	1:35.664	27	6.701	1:14.425
8	1 LAP	1:32.498	16	27.802	1:17.454	27	12.177	1:15.051	27	9.488	1:13.742	39	2 LAPS	1:34.665
2	20.786	1:19.529	64	1 LAP	1:28.212	8	2 LAPS	2:31.751	26	1 LAP	1:25.186	41	1 LAP	1:22.869
16	24.473	1:19.358	7	1 LAP	1:30.397	33	1 LAP	1:28.982	15	1 LAP	1:25.124	6	1 LAP	1:24.682
11	1 LAP	1:33.793	51	34.191	1:18.664	3	2 LAPS	1:40.148	23	1 LAP	1:25.528	78	2 LAPS	1:34.188
51	29.652	1:21.020	21	44.153	1:20.368	2	28.330	1:19.515	71	2 LAPS	1:36.340	15	1 LAP	1:25.334
39	1 LAP	1:34.828	11	1 LAP	1:34.443	16	29.439	1:17.845	33	1 LAP	1:26.246	26	1 LAP	1:27.071
21	37.910	1:22.829	39	1 LAP	1:34.246	5	1 LAP	1:26.338	8	2 LAPS	1:29.093	29	2 LAPS	1:33.551
78	1 LAP	1:35.253	78	1 LAP	1:34.209	51	36.931	1:18.948	16	29.837	1:16.829	16	30.618	1:17.993
29	1 LAP	1:34.276	1	1:03.947	1:25.519	64	1 LAP	1:28.166	2	31.005	1:19.106	2	34.680	1:20.887
1	52.553	1:23.028	92	1:05.341	1:24.810	7	1 LAP	1:30.875	51	40.081	1:19.581	71	2 LAPS	1:34.587
71	1 LAP	1:35.320	29	1 LAP	1:35.247	21	48.454	1:20.509	5	1 LAP	1:24.954	33	1 LAP	1:27.642
92	54.656	1:23.014	12	1:05.787	1:23.191	11	1 LAP	1:31.876	3	2 LAPS	1:38.962	8	2 LAPS	1:31.107
12	56.721	1:22.542	47	1:06.800	1:22.508	39	1 LAP	1:33.514	21	51.357	1:19.334	51	43.497	1:20.628
47	58.417	1:25.041	41	1:15.286	1:26.546	1	1:11.279	1:23.540	64	1 LAP	1:29.056	5	1 LAP	1:25.298
41	1:02.865	1:23.272	6	1:15.296	1:26.021	12	1:11.770	1:22.191	7	1 LAP	1:30.219	21	53.906	1:19.761
6	1:03.400	1:24.299				92	1:12.046	1:22.913	1	1:15.188	1:20.340	3	2 LAPS	1:38.487
3	1 LAP	1:40.057				47	1:14.357	1:23.765	12	1:16.779	1:21.440	64	1 LAP	1:28.222
26	1:10.654	1:25.368										7	1 LAP	1:31.658
15	1:11.175	1:22.969												
23	1:12.821	1:25.859												

Weather : Cloudy / Wet

www.mstworld.com

MST sports timing

Page 2 of 4

Silverstone
Circuit Length = 1.6390 miles.
Start: 15:50 End: 16:10

Issued - 16:15 Saturday, 23 November 2002

BARC SEC Saloon & Sports Car Allcomers Challenge

LAP CHART FOR RACE 6

(contd.)

Lap 11			Lap 12			Lap 13			Lap 14			Lap 15		
No	Behind	Laptime	No	Behind	Laptime	No	Behind	Laptime	No	Behind	Laptime	No	Behind	Laptime
44		1:15.163	44		1:14.780	44		1:13.405	44		1:17.327	44		1:13.523
1	1 LAP	1:19.885	4	3.711	1:14.259	4	5.460	1:15.154	4	2.060	1:13.927	21	1 LAP	1:20.038
4	4.232	1:15.122	64	2 LAPS	1:30.082	27	5.947	1:14.503	78	3 LAPS	1:35.180	4	3.090	1:14.553
12	1 LAP	1:20.920	27	4.849	1:13.872	71	3 LAPS	1:38.767	27	3.191	1:14.571	27	3.467	1:13.799
27	5.757	1:14.219	1	1 LAP	1:22.106	1	1 LAP	1:19.626	29	3 LAPS	1:33.909	11	3 LAPS	1:35.578
92	1 LAP	1:21.792	12	1 LAP	1:21.617	12	1 LAP	1:21.201	8	3 LAPS	1:28.810	39	3 LAPS	1:32.191
47	1 LAP	1:23.238	3	3 LAPS	1:38.713	92	1 LAP	1:22.525	1	1 LAP	1:19.362	33	2 LAPS	1:26.725
23	2 LAPS	2:26.984P	7	2 LAPS	1:29.604	64	2 LAPS	1:32.066	12	1 LAP	1:20.810	78	3 LAPS	1:32.069
41	1 LAP	1:23.005	92	1 LAP	1:21.542	7	2 LAPS	1:30.659	71	3 LAPS	1:33.421	8	3 LAPS	1:27.454
11	2 LAPS	1:33.854	47	1 LAP	1:24.590	47	1 LAP	1:22.803	92	1 LAP	1:21.535	1	1 LAP	1:21.659
6	1 LAP	1:23.619	41	1 LAP	1:23.175	3	3 LAPS	1:38.635	64	2 LAPS	1:25.845	29	3 LAPS	1:33.970
39	2 LAPS	1:33.398	6	1 LAP	1:23.113	41	1 LAP	1:23.404	47	1 LAP	1:23.887	12	1 LAP	1:19.610
15	1 LAP	1:24.337	16	36.979	1:18.395	16	40.825	1:17.251	16	41.967	1:18.469	92	1 LAP	1:21.785
16	33.364	1:17.909	2	39.310	1:17.399	6	1 LAP	1:24.369	7	2 LAPS	1:29.249	71	3 LAPS	1:34.185
26	1 LAP	1:26.647	11	2 LAPS	1:33.359	2	43.439	1:17.534	2	43.159	1:17.047	16	45.465	1:17.021
2	36.691	1:17.174	15	1 LAP	1:24.008	15	1 LAP	1:23.633	41	1 LAP	1:23.883	2	45.798	1:16.162
78	2 LAPS	1:35.486	26	1 LAP	1:26.737	51	59.960	1:21.344	6	1 LAP	1:23.900	47	1 LAP	1:23.222
29	2 LAPS	1:35.231	39	2 LAPS	1:33.487	11	2 LAPS	1:33.723	15	1 LAP	1:23.953	64	2 LAPS	1:29.629
51	47.661	1:19.327	51	52.021	1:19.140	26	1 LAP	1:26.721	3	3 LAPS	1:38.540	41	1 LAP	1:23.548
33	1 LAP	1:27.024	78	2 LAPS	1:33.649	39	2 LAPS	1:31.693	51	1:02.177	1:19.544	7	2 LAPS	1:30.527
8	2 LAPS	1:28.849	33	1 LAP	1:27.134	21	1:11.111	1:19.787	26	1 LAP	1:27.424	6	1 LAP	1:23.842
71	2 LAPS	1:34.627	29	2 LAPS	1:33.694	33	1 LAP	1:27.304				51	1:08.266	1:19.612
21	59.268	1:20.525	21	1:04.729	1:20.241							15	1 LAP	1:24.212
5	1 LAP	1:25.549	8	2 LAPS	1:26.965									

Weather : Cloudy / Wet

www.mstworld.com

MST sports timing

Page 3 of 4

Silverstone
Circuit Length = 1.6390 miles.
Start: 15:50 End: 16:10

Issued - 16:15 Saturday, 23 November 2002

BARC SEC Saloon & Sports Car Allcomers Challenge

LAP CHART FOR RACE 6

(contd.)

Lap 16			Lap 17			Lap 18			Lap 19			Lap 20		
No	Behind	Laptime	No	Behind	Laptime	No	Behind	Laptime	No	Behind	Laptime	No	Behind	Laptime
44		1:13.645												
4	3.836	1:14.391												
27	4.530	1:14.708												
21	1 LAP	1:21.195												
3	4 LAPS	1:38.153												
26	2 LAPS	1:26.544												
11	3 LAPS	1:32.725												
33	2 LAPS	1:26.837												
39	3 LAPS	1:31.673												
1	1 LAP	1:21.485												
8	3 LAPS	1:29.956												
12	1 LAP	1:22.034												
78	3 LAPS	1:34.036												
92	1 LAP	1:22.070												
29	3 LAPS	1:34.063												
2	49.433	1:17.280												
16	49.749	1:17.929												
47	1 LAP	1:23.686												
64	2 LAPS	1:26.048												
41	1 LAP	1:23.733												
71	3 LAPS	1:36.829												
6	1 LAP	1:23.098												
51	1:14.257	1:19.636												
7	2 LAPS	1:29.915												
15	1 LAP	1:25.697												

BRDC Single Seater Winter Championship Race 8 - Qualification

POS	NO	CL	NAME	NAT	CAR/ENTRY	TIME	LAPS	GAP	MPH
1	26	Z	Robert BARNETT		Zeus	1:16.071	10		77.56
2	6		Jonathan POTTS		Van Diemen RF97	1:16.740	10	0.669	76.88
3	30		Joe TUCKEY		Van Diemen RF97	1:17.050	10	0.979	76.57
4	9		Katsuhiko MACHIDA		Van Diemen RF97	1:17.129	10	1.058	76.50
5	31		Alexis SABET		Van Diemen RF97	1:17.345	9	1.274	76.28
6	10		Simon JOHNSON		Van Diemen RF97	1:17.651	6	1.580	75.98
7	15		Matthew HARRIS		Van Diemen RF97	1:17.947	10	1.876	75.69
8	22	Z	Vincent VELUTINI		Zeus	1:18.018	9	1.947	75.62
9	4		Chris NIARCHOS		Van Diemen RF97	1:19.865	4	3.794	73.88
10	25	Z	Indran KANAVAJI		Zeus	1:20.763	2	4.692	73.05
11	23	Z	David HOLLIDAY		Zeus	1:21.932	8	5.861	72.01
12	27	Z	Ian HARRIS		Zeus	1:23.529	8	7.458	70.63
13	29	Z	Jim TAYLOR		Zeus	1:25.967	9	9.896	68.63
14	34	Z	Kenneth HOOD		Zeus	1:26.127	8	10.056	68.50
15	33	Z	Mark GREEN		Zeus	1:27.632	8	11.561	67.33

Weather / Track : Cloudy / Wet

MST sports timing

Silverstone
Circuit Length = 1.6390 miles.
Start: 11:50 End: 12:05

Clerk Of Course:	Stewards:	Timekeeper:
------------------	-----------	-------------

BRDC Single Seater Winter Championship

LAP ANALYSIS - FREE PRACTICE

4	Chris NIARCHOS	Van Diemen RF97
1 - X:00.000 2 - 1:20.109 3 - 1:23.552 4 - 1:19.865		
6	Jonathan POTTS	Van Diemen RF97
1 - 9:09.376 6 - 1:45.718 2 - 1:18.257 7 - 9:02.129 3 - 1:16.740 8 - 1:19.488 4 - 1:37.908 9 - 1:18.548 5 - 1:16.954 10 - 1:17.511		
9	Katsuhiko MACHIDA	Van Diemen RF97
1 - 8:54.672 6 - 1:18.201 2 - 1:19.378 7 - 9:20.087 3 - 1:17.640 8 - 1:17.499 4 - 1:28.422 9 - 1:17.830 5 - 1:19.350 10 - 1:17.129		
10	Simon JOHNSON	Van Diemen RF97
1 - 8:52.676 6 - X:00.000 2 - 1:18.880 3 - 1:17.651 4 - 1:28.595 5 - 1:17.713		
15	Matthew HARRIS	Van Diemen RF97
1 - 9:13.810 6 - 1:26.196 2 - 1:31.067 7 - 8:55.048 3 - 1:21.423 8 - 1:20.549 4 - 1:19.431 9 - 1:19.027 5 - 1:18.425 10 - 1:17.947		
22	Vincent VELUTINI	Zeus
1 - X:00.000 6 - 9:34.470 2 - 1:20.289 7 - 1:21.379 3 - 1:24.446 8 - 1:18.541 4 - 1:20.087 9 - 1:18.018 5 - 1:20.022		
23	David HOLLIDAY	Zeus
1 - X:00.000 6 - 9:06.425 2 - 1:28.009 7 - 1:30.577 3 - 1:26.393 8 - 1:21.932 4 - 1:23.566 5 - 1:29.994		

BRDC Single Seater Winter Championship

LAP ANALYSIS - FREE PRACTICE

(contd.)

25	Indran KANAVAJI	Zeus
1 - 9:14.531 2 - 1:20.763		
26	Robert BARNETT	Zeus
1 - 8:46.141 6 - 1:19.226 2 - 1:20.859 7 - 9:42.870 3 - 1:19.193 8 - 1:17.337 4 - 1:31.400 9 - 1:17.088 5 - 1:20.017 10 - 1:16.071		
27	Ian HARRIS	Zeus
1 - 9:42.690 6 - 9:48.499 2 - 1:26.928 7 - 1:23.529 3 - 1:29.383 8 - 1:24.777 4 - 1:27.063 5 - 1:28.197		
29	Jim TAYLOR	Zeus
1 - 9:29.625 6 - 9:40.347 2 - 1:30.067 7 - 1:29.930 3 - 1:30.885 8 - 1:28.867 4 - 1:27.090 9 - 1:27.911 5 - 1:25.967		
30	Joe TUCKEY	Van Diemen RF97
1 - 8:47.841 6 - 1:18.011 2 - 1:20.210 7 - 9:19.406 3 - 1:20.357 8 - 1:17.856 4 - 1:26.971 9 - 1:17.299 5 - 1:19.143 10 - 1:17.050		
31	Alexis SABET	Van Diemen RF97
1 - X:00.000 6 - 9:19.815 2 - 1:21.752 7 - 1:18.169 3 - 1:24.579 8 - 1:17.345 4 - 1:21.145 9 - 1:17.990 5 - 1:19.669		
33	Mark GREEN	Zeus
1 - 9:48.104 6 - 9:29.113 2 - 1:32.089 7 - 1:29.799 3 - 1:34.975 8 - 1:27.632 4 - 1:30.077 5 - 1:46.557		


BRDC Single Seater Winter Championship LAP ANALYSIS - FREE PRACTICE

(contd.)

34	Kenneth HOOD	Zeus
1 - 9:48.855	6 - 9:25.174	
2 - 1:32.341	7 - 1:40.172	
3 - 1:38.741	8 - 1:26.127	
4 - 1:32.019		
5 - 1:36.144		

BRDC Single Seater Winter Championship

GRID FOR RACE 8

ROW 8	1:27.632 33 GREEN	
ROW 7	1:25.967 29 TAYLOR	1:26.127 34 HOOD
ROW 6	1:21.932 23 HOLLIDAY	1:23.529 27 HARRIS
ROW 5	1:19.865 4 NIARCHOS	1:20.763 25 KANAVAJI
ROW 4	1:17.947 15 HARRIS	1:18.018 22 VELUTINI
ROW 3	1:17.345 31 SABET	1:17.651 10 JOHNSON
ROW 2	1:17.050 30 TUCKEY	1:17.129 9 MACHIDA
ROW 1	1:16.071 26 BARNETT	1:16.740 6 POTTS
POLE		
		

Weather / Track : Cloudy / Wet

MST sports timing

Silverstone
Circuit Length = 1.6390 miles.
Start: 11:50 End: 12:05

Clerk Of Course:	Stewards:	Timekeeper:
------------------	-----------	-------------

BRDC Single Seater Winter Championship

PROVISIONAL RESULT - RACE 8

POS	NO	CL	NAME	NAT	CAR/ENTRY	TIME	LAPS	GAP	MPH	BEST
1	6		Jonathan POTTS		Van Diemen RF97	15:49.374	12		74.76	1:17.382
2	10		Simon JOHNSON		Van Diemen RF97	15:53.198	12	3.824	74.46	1:17.442
3	9		Katsuhiko MACHIDA		Van Diemen RF97	15:55.198	12	5.824	74.31	1:17.926
4	26	Z	Robert BARNETT		Zeus	15:56.595	12	7.221	74.20	1:17.511
5	22	Z	Vincent VELUTINI		Zeus	16:06.276	12	16.902	73.45	1:18.799
6	4		Chris NIARCHOS		Van Diemen RF97	16:22.930	12	33.556	72.21	1:19.578
7	23	Z	David HOLLIDAY		Zeus	16:32.163	12	42.789	71.54	1:19.957
8	25	Z	Indran KANAVAJI		Zeus	16:43.112	12	53.738	70.76	1:20.030
9	33	Z	Mark GREEN		Zeus	16:14.867	11	1 LAP	66.75	1:25.214
10	27	Z	Ian HARRIS		Zeus	16:22.263	11	1 LAP	66.25	1:25.979

NOT CLASSIFIED

30			Joe TUCKEY		Van Diemen RF97	10:41.169	8	D.N.F.	73.89	1:17.712
29	Z		Jim TAYLOR		Zeus	7:28.980	5	D.N.F.	66.10	1:25.981
31			Alexis SABET		Van Diemen RF97	7:34.168	5	D.N.F.	65.34	1:17.986
34	Z		Kenneth HOOD		Zeus	4:35.174	3	D.N.F.	64.96	1:24.700
15			Matthew HARRIS		Van Diemen RF97		0	D.N.F.	N/A	

FASTEST LAP

6			Jonathan POTTS		Van Diemen RF97	1:17.382	9	76.25mph	122.71kph	
26	Z		Robert BARNETT		Zeus	1:17.511	8	76.12mph	122.50kph	

Weather / Track : Cloudy / Wet

MST sports timing

Silverstone
Circuit Length = 1.6390 miles.
Start: 13:13 End: 13:28

Clerk Of Course:	Stewards:	Timekeeper:
------------------	-----------	-------------

BRDC Single Seater Winter Championship

LAP CHART FOR RACE 8

Lap 1			Lap 2			Lap 3			Lap 4			Lap 5		
No	Behind	Laptime	No	Behind	Laptime	No	Behind	Laptime	No	Behind	Laptime	No	Behind	Laptime
6		1:27.621	6		1:19.514	6		1:19.144	6		1:18.307	6		1:18.723
26	0.598	1:28.219	26	0.209	1:19.125	26	0.293	1:19.228	10	1.023	1:18.723	10	1.973	1:19.673
10	2.279	1:29.900	10	1.563	1:18.798	10	0.607	1:18.188	9	1.849	1:18.670	9	2.154	1:19.028
9	2.550	1:30.171	9	2.400	1:19.364	9	1.486	1:18.230	26	2.153	1:20.167	26	2.536	1:19.106
30	2.948	1:30.569	30	3.187	1:19.753	30	2.875	1:18.832	30	3.011	1:18.443	30	3.478	1:19.190
22	3.880	1:31.501	22	3.749	1:19.383	22	3.558	1:18.953	22	4.279	1:19.028	22	5.021	1:19.465
4	4.269	1:31.890	4	5.540	1:20.785	4	5.990	1:19.594	4	9.100	1:21.417	4	12.640	1:22.263
25	4.979	1:32.600	25	6.694	1:21.229	23	10.238	1:21.518	23	13.172	1:21.241	23	15.660	1:21.211
23	5.770	1:33.391	23	7.864	1:21.608	25	14.298	1:26.748	25	16.606	1:20.615	25	18.599	1:20.716
33	9.446	1:37.067	33	16.770	1:26.838	33	24.262	1:26.636	33	31.169	1:25.214	33	41.176	1:28.730
29	13.025	1:40.646	29	19.618	1:26.107	29	26.455	1:25.981	29	37.507	1:29.359	29	45.671	1:26.887
27	14.458	1:42.079	27	20.923	1:25.979	34	28.895	1:26.055	27	38.952	1:27.840	27	46.626	1:26.397
34	16.798	1:44.419	34	21.984	1:24.700	27	29.419	1:27.640	31	51.596	1:20.827	31	50.859	1:17.986
31	49.613	2:17.234	31	48.802	1:18.703	31	49.076	1:19.418						

BRDC Single Seater Winter Championship

LAP CHART FOR RACE 8

(contd.)

Lap 6			Lap 7			Lap 8			Lap 9			Lap 10		
No	Behind	Laptime	No	Behind	Laptime	No	Behind	Laptime	No	Behind	Laptime	No	Behind	Laptime
6		1:17.466	6		1:18.421	6		1:17.967	6		1:17.382	6		1:19.704
10	2.823	1:18.316	10	2.525	1:18.123	10	3.004	1:18.446	10	3.941	1:18.319	33	1 LAP	1:29.098
9	3.428	1:18.740	9	3.266	1:18.259	9	3.289	1:17.990	9	4.435	1:18.528	10	3.636	1:19.399
30	4.582	1:18.570	30	3.873	1:17.712	30	4.006	1:18.100	26	5.704	1:17.655	9	3.924	1:19.193
26	5.146	1:20.076	26	5.887	1:19.162	26	5.431	1:17.511	22	10.054	1:19.095	26	5.976	1:19.976
22	6.354	1:18.799	22	7.138	1:19.205	22	8.341	1:19.170	4	28.301	1:20.883	22	11.052	1:20.702
4	16.137	1:20.963	4	20.633	1:22.917	4	24.800	1:22.134	23	29.131	1:20.590	27	1 LAP	1:33.850
23	18.699	1:20.505	23	22.491	1:22.213	23	25.923	1:21.399	25	29.456	1:20.271	4	29.035	1:20.438
25	21.841	1:20.708	25	23.715	1:20.295	25	26.567	1:20.819				23	29.384	1:19.957
33	50.896	1:27.186	33	59.906	1:27.431	33	1:11.004	1:29.065				25	29.782	1:20.030
27	57.241	1:28.081	27	1:06.875	1:28.055	27	1:17.057	1:28.149						

BRDC Single Seater Winter Championship

LAP CHART FOR RACE 8


(contd.)

Lap 11			Lap 12			Lap 13			Lap 14			Lap 15		
No	Behind	Laptime	No	Behind	Laptime	No	Behind	Laptime	No	Behind	Laptime	No	Behind	Laptime
6		1:17.523	6		1:17.602									
10	3.984	1:17.871	10	3.824	1:17.442									
9	5.500	1:19.099	9	5.824	1:17.926									
26	7.114	1:18.661	26	7.221	1:17.709									
22	13.769	1:20.240	22	16.902	1:20.735									
33	1 LAP	1:29.737	33	1 LAP	1:27.865									
27	1 LAP	1:26.755	27	1 LAP	1:27.438									
4	31.580	1:20.068	4	33.556	1:19.578									
23	31.883	1:20.022	23	42.789	1:28.508									
25	50.012	1:37.753	25	53.738	1:21.328									

BRDC Single Seater Winter Championship

GRID FOR RACE 10

ROW 8	15 HARRIS	
ROW 7	31 SABET 1:17.986	34 HOOD 1:24.700
ROW 6	30 TUCKEY 1:17.712	29 TAYLOR 1:25.981
ROW 5	33 GREEN 1:25.214	27 HARRIS 1:25.979
ROW 4	23 HOLLIDAY 1:19.957	25 KANAVALI 1:20.030
ROW 3	22 VELUTINI 1:18.799	4 NIARCHOS 1:19.578
ROW 2	9 MACHIDA 1:17.926	26 BARNETT 1:17.511
ROW 1	6 POTTS 1:17.382	10 JOHNSON 1:17.442
	POLE	



Weather / Track : Cloudy / Wet

MST sports timing

Silverstone
Circuit Length = 1.6390 miles.
Start: 13:13 End: 13:28

Clerk Of Course:	Stewards:	Timekeeper:
------------------	-----------	-------------

2CV One Hour Endurance COMBINED PRACTICE

POS	NO	CL	NAME	NAT	CAR/ENTRY	FIRST		SECOND		GAP
						TIME	LAPS	TIME	LAPS	
1	28		Pete SPARROW		Roger Phury-Purse Racing	1:38.322	10	1:39.284	10	
2	7		Bousfield/Adnitt		Team Collier Racing	1:40.567	10	1:38.789	10	0.467
3	25		Thompson/Savage		Team Yellow Peril	1:39.346	10	1:40.101	10	1.024
4	24		Paul ROBERTSON		Tete Rouge Racing	1:41.200	10	1:40.077	10	1.755
5	82		Pete CARDELL-WILLIAM		Rocket Dog Racing	1:41.775	9	1:43.556	10	3.453
6	48		Myatt/Taylor		Myatt & Leason/Taylor Withers	1:41.836	10	1:43.373	7	3.514
7	14		Mike COOPER		Air Cooled Racing	1:41.951	10	1:42.819	10	3.629
8	6		Storey/Price			1:52.042	7	1:41.987	10	3.665
9	43		Ireland/Pickering			1:42.069	10	1:42.357	10	3.747
10	71		Hollis/Hollis		Hollis M/Sport with Tokyo B'box	1:43.910	9	1:42.598	10	4.276
11	52		Taylor/Cate		MRB Racing	1:43.253	9	1:42.834	9	4.512
12	84		Cardell-Williams/Cardell-Williams		Cardell Racing	1:46.848	8	1:43.195	10	4.873
13	10		Dodgson/Dalton		MRB Racing	1:43.376	9	1:43.985	10	5.054
14	65		Robert MYERS		Royston Vasey Racing	1:48.256	9	1:43.496	7	5.174
15	18		Trevor WILLIAMS		SWC Racing/Keystone Exp	1:44.318	6	1:43.668	10	5.346
16	81		Andrew FINDLAY		Rocket Dog Racing		0	1:43.722	10	5.400
17	32		Rottenburg/Scatchard		Ecurie Chevaux Blancs	1:49.787	9	1:44.148	10	5.826
18	29		Parker/Howlett		Dayz of Funder	1:44.794	9	1:47.721	9	6.472
19	01		Pirt/Wheeler		Team Telguard	1:45.373	9	1:44.919	9	6.597
20	55		Peter WANN			1:45.549	9	1:44.931	10	6.609
21	30		Maguire/Gallagher		Imbroglia Racing	1:45.098	9	1:46.499	9	6.776
22	15		Savage/Yates		Uni of Luton/Comp Ins	1:45.510	9		0	7.188
23	58		Aubrey BROCKLEBANK			1:45.545	8	1:45.838	3	7.223
24	77		Davis/Glide		Two Smoking Barrels Racing	1:45.681	9	1:53.640	9	7.359
25	36		Douglas/Murray		Red Nose Scotland	1:46.750	9	1:49.117	9	8.428
26	54		Smith/Winn		Graeme Smith	1:47.287	9	1:50.260	9	8.965
27	81T		TBD			1:47.300	8		0	8.978
28	18T		TBD			1:48.928	3		0	10.606
29	90		Thompson/Williams		Team NFR	1:58.580	7	1:50.936	9	12.614
30	8		Katie CROUCHER		Team Dolly	1:57.117	9	1:55.517	9	17.195

Weather / Track : Cloudy / Wet

MST sports timing

Silverstone
Circuit Length = 1.6390 miles.
Start: 12:14 End: 12:30

Clerk Of Course:	Stewards:	Timekeeper:
------------------	-----------	-------------

2CV One Hour Endurance LAP ANALYSIS - Qualifying 1

6	Storey/Price	
1 - X:00.000	6 - 1:53.452	
2 - 2:00.820	7 - 1:52.042	
3 - 1:53.779		
4 - 1:53.791		
5 - 1:52.449		
7	Bousfield/Adnitt	Team Collier Racing
1 - 9:07.079	6 - 1:40.567	
2 - 1:43.651	7 - 1:40.899	
3 - 1:42.593	8 - 1:42.012	
4 - 1:43.341	9 - 1:41.021	
5 - 1:40.647	10 - 1:42.196	
8	Katie CROUCHER	Team Dolly
1 - 9:15.192	6 - 1:57.910	
2 - 2:00.690	7 - 1:59.628	
3 - 1:59.826	8 - 1:59.602	
4 - 1:58.280	9 - 1:57.117	
5 - 1:58.424		
01	Pirt/Wheeler	Team Telguard
1 - 9:19.164	6 - 1:46.418	
2 - 1:50.323	7 - 1:46.076	
3 - 1:46.299	8 - 1:46.506	
4 - 1:47.408	9 - 1:45.373	
5 - 1:48.413		
10	Dodgson/Dalton	MRB Racing
1 - X:00.000	6 - 1:43.804	
2 - 1:49.301	7 - 1:43.610	
3 - 1:47.288	8 - 1:44.225	
4 - 1:45.042	9 - 1:43.376	
5 - 1:44.037		
14	Mike COOPER	Air Cooled Racing
1 - 9:08.672	6 - 1:45.197	
2 - 1:46.887	7 - 1:44.279	
3 - 1:43.840	8 - 1:43.526	
4 - 1:44.681	9 - 1:47.184	
5 - 1:44.308	10 - 1:41.951	
15	Savage/Yates	Uni of Luton/Comp Ins
1 - 9:03.633	6 - 1:48.330	
2 - 1:45.890	7 - 1:46.655	
3 - 1:45.510	8 - 1:46.291	
4 - 1:57.190	9 - 1:53.722	
5 - 1:46.538		

2CV One Hour Endurance LAP ANALYSIS - Qualifying 1

(contd.)

18	Trevor WILLIAMS	SWC Racing/Keystone Exp
1 -	9:15.692	6 - 1:44.318
2 -	8:32.101	
3 -	1:46.675	
4 -	1:45.707	
5 -	1:50.022	
24	Paul ROBERTSON	Tete Rouge Racing
1 -	9:13.785	6 - 1:42.970
2 -	1:43.796	7 - 1:41.733
3 -	1:42.434	8 - 1:41.383
4 -	1:43.218	9 - 1:44.545
5 -	1:55.687	10 - 1:41.200
25	Thompson/Savage	Team Yellow Peril
1 -	9:01.626	6 - 1:40.195
2 -	1:43.019	7 - 1:40.392
3 -	1:41.292	8 - 1:39.346
4 -	1:40.249	9 - 1:41.129
5 -	1:40.315	10 - 1:47.648
28	Pete SPARROW	Roger Phury-Purse Racing
1 -	9:15.499	6 - 1:38.716
2 -	1:41.138	7 - 1:38.322
3 -	1:39.209	8 - 1:39.648
4 -	1:40.449	9 - 1:44.792
5 -	1:39.920	10 - 1:40.109
29	Parker/Howlett	Dayz of Funder
1 -	X:00.000P	6 - 1:45.119
2 -	1:57.737	7 - 1:44.794
3 -	1:47.537	8 - 1:46.510
4 -	1:47.639	9 - 1:47.151
5 -	1:46.384	
30	Maguire/Gallagher	Imbrogio Racing
1 -	X:00.000	6 - 1:47.667
2 -	1:56.419	7 - 1:45.098
3 -	1:51.036	8 - 1:46.812
4 -	1:49.022	9 - 1:47.556
5 -	1:48.229	
32	Rottenburg/Scatchard	Ecurie Chevaux Blancs
1 -	9:18.655	6 - 1:52.839
2 -	1:53.179	7 - 1:50.451
3 -	1:56.992	8 - 1:49.787
4 -	1:56.155	9 - 1:50.115
5 -	1:53.406	

2CV One Hour Endurance LAP ANALYSIS - Qualifying 1

(contd.)

36	Douglas/Murray	Red Nose Scotland
1 - 9:07.276	6 - 1:48.776	
2 - 1:53.332	7 - 1:47.085	
3 - 1:49.417	8 - 1:46.845	
4 - 1:51.411	9 - 1:46.750	
5 - 1:48.363		
43	Ireland/Pickering	
1 - 9:05.982	6 - 1:44.564	
2 - 1:44.923	7 - 1:43.161	
3 - 1:44.459	8 - 1:44.033	
4 - 1:52.407	9 - 1:46.327	
5 - 1:43.826	10 - 1:42.069	
48	Myatt/Taylor	Myatt & Leason/Taylor Withers
1 - 9:17.859	6 - 1:43.870	
2 - 1:44.950	7 - 1:41.836	
3 - 1:43.642	8 - 1:42.503	
4 - 1:43.952	9 - 1:45.794	
5 - 1:43.143	10 - 1:42.174	
52	Taylor/Cate	MRB Racing
1 - X:00.000P	6 - 1:43.925	
2 - 1:54.706	7 - 1:44.196	
3 - 1:48.140	8 - 1:43.253	
4 - 1:45.093	9 - 1:47.101	
5 - 1:45.141		
54	Smith/Winn	Graeme Smith
1 - 9:14.348	6 - 1:49.064	
2 - 1:48.875	7 - 1:47.936	
3 - 1:47.287	8 - 1:48.551	
4 - 1:51.810	9 - 1:48.844	
5 - 1:48.961		
55	Peter WANN	
1 - 9:15.372	6 - 1:46.246	
2 - 1:51.084	7 - 1:46.079	
3 - 1:47.323	8 - 1:46.315	
4 - 1:50.956	9 - 1:45.549	
5 - 1:47.559		
58	Aubrey BROCKLEBANK	
1 - X:00.000	6 - 1:45.545	
2 - 1:48.413	7 - 1:57.246	
3 - 1:47.849	8 - 1:47.777	
4 - 1:46.645		
5 - 1:47.162		

2CV One Hour Endurance LAP ANALYSIS - Qualifying 1

(contd.)

65	Robert MYERS	Royston Vasey Racing
1 -	9:05.910	6 - 1:48.766
2 -	1:53.856	7 - 1:48.256
3 -	1:52.145	8 - 1:49.880
4 -	1:53.500	9 - 1:48.699
5 -	1:49.451	
71	Hollis/Hollis	Hollis M/Sport with Tokyo B'box
1 -	9:20.822	6 - 1:44.395
2 -	1:51.375	7 - 1:43.910
3 -	1:58.643	8 - 1:46.668
4 -	2:08.693	9 - 1:44.445
5 -	1:45.869	
77	Davis/Glide	Two Smoking Barrels Racing
1 -	9:11.084	6 - 1:47.447
2 -	1:48.991	7 - 1:48.046
3 -	1:49.006	8 - 1:46.883
4 -	1:50.495	9 - 1:45.681
5 -	1:49.372	
82	Pete CARDELL-WILLIAM	Rocket Dog Racing
1 -	X:00.000P	6 - 1:43.309
2 -	1:53.988	7 - 1:41.775
3 -	1:45.299	8 - 1:42.266
4 -	1:43.297	9 - 1:42.792
5 -	1:42.473	
84	Cardell-Williams/Cardell-Williams	Cardell Racing
1 -	9:16.777	6 - 1:47.426
2 -	1:51.161	7 - 1:46.848
3 -	1:49.541	8 - 1:47.109
4 -	2:14.582P	
5 -	2:51.942	
90	Thompson/Williams	Team NFR
1 -	9:22.518	6 - 1:58.951
2 -	2:31.982	7 - 1:58.580
3 -	2:12.856	
4 -	2:37.264P	
5 -	2:51.855	
18T	TBD	
1 -	X:00.000	
2 -	1:48.928	
3 -	2:02.923P	

2CV One Hour Endurance LAP ANALYSIS - Qualifying 1

(contd.)

81T	TBD
1 - 9:20.292	6 - 1:47.300
2 - 1:55.999	7 - 1:47.846
3 - 1:51.763	8 - 2:07.826P
4 - 2:14.621P	
5 - 3:23.554	

2CV One Hour Endurance LAP ANALYSIS - Qualifying 2

6	Storey/Price	
1 - 1:28.724D	6 - 1:42.191	
2 - 1:46.393	7 - 1:43.104	
3 - 1:43.205	8 - 1:43.328	
4 - 1:41.987	9 - 1:42.785	
5 - 1:44.225	10 - 1:42.982	
7	Bousfield/Adnitt	Team Collier Racing
1 - 1:28.095D	6 - 1:39.812	
2 - 1:40.734	7 - 1:40.395	
3 - 1:39.204	8 - 1:39.259	
4 - 1:40.151	9 - 1:45.254	
5 - 1:40.905	10 - 1:38.789	
8	Katie CROUCHER	Team Dolly
1 - 1:18.911D	6 - 1:55.517	
2 - 2:00.123	7 - 2:01.109	
3 - 1:57.069	8 - 1:57.107	
4 - 1:58.282	9 - 1:55.681	
5 - 1:56.146		
01	Pirt/Wheeler	Team Telguard
1 - 1:46.650	6 - 1:45.672	
2 - 1:48.874	7 - 1:45.679	
3 - 1:47.338	8 - 1:45.693	
4 - 1:50.562	9 - 1:46.226	
5 - 1:44.919		
10	Dodgson/Dalton	MRB Racing
1 - 1:23.553D	6 - 1:46.929	
2 - 1:48.675	7 - 1:45.211	
3 - 1:45.784	8 - 1:46.146	
4 - 1:47.531	9 - 1:47.373	
5 - 1:49.481	10 - 1:43.985	
14	Mike COOPER	Air Cooled Racing
1 - 1:23.942D	6 - 1:43.908	
2 - 1:46.342	7 - 1:44.628	
3 - 1:43.372	8 - 1:44.099	
4 - 1:43.758	9 - 1:42.819	
5 - 1:43.559	10 - 1:44.603	
15	Savage/Yates	Uni of Luton/Comp Ins

2CV One Hour Endurance LAP ANALYSIS - Qualifying 2

(contd.)

18	Trevor WILLIAMS	SWC Racing/Keystone Exp
1 -	1:36.845D	6 - 1:46.799
2 -	1:45.417	7 - 1:44.371
3 -	1:51.567	8 - 1:44.539
4 -	1:45.565	9 - 1:43.668
5 -	1:44.415	10 - 1:43.729
24	Paul ROBERTSON	Tete Rouge Racing
1 -	1:23.133D	6 - 1:40.077
2 -	1:43.719	7 - 1:40.561
3 -	1:42.213	8 - 1:40.500
4 -	1:40.696	9 - 1:43.344
5 -	1:41.578	10 - 1:41.231
25	Thompson/Savage	Team Yellow Peril
1 -	1:16.117D	6 - 1:40.774
2 -	1:47.806	7 - 1:40.620
3 -	1:43.678	8 - 1:40.101
4 -	1:42.680	9 - 1:43.540
5 -	1:41.875	10 - 1:41.139
28	Pete SPARROW	Roger Phury-Purse Racing
1 -	1:21.922D	6 - 1:39.915
2 -	1:42.619	7 - 1:39.987
3 -	1:43.364	8 - 1:39.284
4 -	1:40.258	9 - 1:43.966
5 -	1:42.542	10 - 1:39.500
29	Parker/Howlett	Dayz of Funder
1 -	1:47.928	6 - 1:51.035
2 -	1:56.489	7 - 1:52.299
3 -	1:53.061	8 - 1:51.383
4 -	1:51.435	9 - 1:47.721
5 -	1:51.065	
30	Maguire/Gallagher	Imbrogio Racing
1 -	1:20.791D	6 - 1:47.194
2 -	1:58.783	7 - 1:48.443
3 -	1:48.190	8 - 1:47.038
4 -	1:48.216	9 - 1:46.605
5 -	1:46.499	
32	Rottenburg/Scatchard	Ecurie Chevaux Blancs
1 -	1:18.761D	6 - 1:45.748
2 -	1:48.265	7 - 1:46.318
3 -	1:45.895	8 - 1:44.148
4 -	1:45.370	9 - 1:46.378
5 -	1:45.861	10 - 1:45.855

2CV One Hour Endurance LAP ANALYSIS - Qualifying 2

(contd.)

36	Douglas/Murray	Red Nose Scotland
1 -	1:38.037D	6 - 1:52.847
2 -	1:54.661	7 - 1:50.309
3 -	1:50.827	8 - 1:50.627
4 -	1:50.563	9 - 1:49.117
5 -	1:49.809	
43	Ireland/Pickering	
1 -	1:18.952D	6 - 1:42.801
2 -	1:45.387	7 - 1:54.810
3 -	1:45.514	8 - 1:42.607
4 -	1:42.357	9 - 1:42.683
5 -	1:42.628	10 - 1:42.886
48	Myatt/Taylor	Myatt & Leason/Taylor Withers
1 -	1:13.304D	6 - 1:44.626
2 -	1:44.457	7 - 1:44.463
3 -	1:43.373	
4 -	1:43.625	
5 -	2:05.245	
52	Taylor/Cate	MRB Racing
1 -	1:13.626D	6 - 1:45.225
2 -	1:49.715	7 - 1:45.090
3 -	1:47.517	8 - 1:44.555
4 -	1:44.688	9 - 1:42.834
5 -	1:45.386	
54	Smith/Winn	Graeme Smith
1 -	1:32.942D	6 - 1:51.465
2 -	2:11.570	7 - 1:51.794
3 -	1:53.296	8 - 1:50.260
4 -	1:51.568	9 - 1:50.923
5 -	1:51.112	
55	Peter WANN	
1 -	1:25.775D	6 - 1:46.982
2 -	1:47.483	7 - 1:44.931
3 -	1:45.938	8 - 1:45.106
4 -	1:46.335	9 - 1:46.632
5 -	1:49.874	10 - 1:46.178
58	Aubrey BROCKLEBANK	
1 -	1:25.940D	
2 -	1:46.631	
3 -	1:45.838	

2CV One Hour Endurance LAP ANALYSIS - Qualifying 2


(contd.)

65	Robert MYERS	Royston Vasey Racing
1 - 1:10.546D	6 - 5:39.614P	
2 - 1:45.535	7 - 2:52.528	
3 - 1:43.496		
4 - 1:45.872		
5 - 1:44.988		
71	Hollis/Hollis	Hollis M/Sport with Tokyo B'box
1 - 1:30.061D	6 - 1:42.598	
2 - 1:46.259	7 - 1:43.028	
3 - 1:44.325	8 - 1:42.669	
4 - 1:45.472	9 - 1:43.091	
5 - 1:54.431	10 - 1:44.517	
77	Davis/Glide	Two Smoking Barrels Racing
1 - 1:26.712D	6 - 1:56.663	
2 - 1:53.640	7 - 1:54.488	
3 - 1:54.460	8 - 1:59.984	
4 - 2:00.373	9 - 1:55.163	
5 - 1:56.334		
81	Andrew FINDLAY	Rocket Dog Racing
1 - 1:28.563D	6 - 1:47.532	
2 - 1:47.832	7 - 1:46.193	
3 - 1:44.802	8 - 1:45.329	
4 - 1:45.480D	9 - 1:50.301	
5 - 3:32.040	10 - 1:43.722	
82	Pete CARDELL-WILLIAM	Rocket Dog Racing
1 - 1:28.233D	6 - 1:46.623	
2 - 1:50.735	7 - 1:43.691	
3 - 1:44.309	8 - 1:44.019	
4 - 1:43.556	9 - 1:43.826	
5 - 1:47.009	10 - 1:45.187	
84	Cardell-Williams/Cardell-Williams	Cardell Racing
1 - 1:26.866D	6 - 1:44.873	
2 - 1:48.034	7 - 1:44.304	
3 - 1:44.564	8 - 1:43.195	
4 - 1:44.545	9 - 1:44.098	
5 - 1:45.187	10 - 1:46.421	
90	Thompson/Williams	Team NFR
1 - 1:37.676D	6 - 1:54.430	
2 - 1:56.508	7 - 1:57.282	
3 - 1:51.901	8 - 1:51.936	
4 - 1:50.959	9 - 1:50.936	
5 - 1:54.893		

2CV One Hour Endurance GRID FOR RACE 9

ROW 14	1:50.936 90 Thompson/Williams	1:55.517 8 CROUCHER
ROW 13	1:46.750 36 Douglas/Murray	1:47.287 54 Smith/Winn
ROW 12	1:45.545 58 BROCKLEBANK	1:45.681 77 Davis/Glide
ROW 11	1:45.098 30 Maguire/Gallagher	1:45.510 15 Savage/Yates
ROW 10	1:44.919 01 Pirt/Wheeler	1:44.931 55 WANN
ROW 9	1:44.148 32 Rottenburg/Scatchard	1:44.794 29 Parker/Howlett
ROW 8	1:43.668 18 WILLIAMS	1:43.722 81 FINDLAY
ROW 7	1:43.376 10 Dodgson/Dalton	1:43.496 65 MYERS
ROW 6	1:42.834 52 Taylor/Cate	1:43.195 84 Cardell-Williams/Cardell-Williams
ROW 5	1:42.069 43 Ireland/Pickering	1:42.598 71 Hollis/Hollis
ROW 4	1:41.951 14 COOPER	1:41.987 6 Storey/Price
ROW 3	1:41.775 82 CARDELL-WILLIAM	1:41.836 48 Myatt/Taylor
ROW 2	1:39.346 25 Thompson/Savage	1:40.077 24 ROBERTSON
ROW 1	1:38.322 28 SPARROW	1:38.789 7 Bousfield/Adnitt

POLE



Weather / Track : Cloudy / Wet

MST sports timing

Silverstone
Circuit Length = 1.6390 miles.
Start: 12:14 End: 12:30

Clerk Of Course:	Stewards:	Timekeeper:
------------------	-----------	-------------

2CV One Hour Endurance Race 9 - Classification

POS	NO	CL	DRIVER	CAR	TIME	LAPS	GAP	MPH	BEST
1	7		Bousfield/Adnitt	Team Collier Racing	1:00:31.149	36		58.54	1:37.974
2	25		Neil THOMPSON	Team Yellow Peril	1:01:28.465	36	57.316	57.63	1:38.214
3	24		Paul ROBERTSON	Tete Rouge Racing	1:01:31.059	36	59.910	57.59	1:39.373
4	82		Cardell-William/Adnitt	Rocket Dog Racing	1:02:02.222	36	1:31.073	57.11	1:40.250
5	28		Sparrow/Dalton	Roger Phury-Purse Racing	1:00:33.414	35	1 LAP	56.88	1:39.501
6	14		Mike COOPER	Air Cooled Racing	1:00:34.485	35	1 LAP	56.86	1:40.494
7	71		Hollis/Hollis	Hollis M/Sport with Tokyo B'box	1:00:48.610	35	1 LAP	56.64	1:41.279
8	52		Taylor/Cate	MRB Racing	1:01:12.674	35	1 LAP	56.27	1:41.550
9	43		Nick IRELAND		1:01:18.319	35	1 LAP	56.19	1:41.925
10	48		Myatt/Taylor	Myatt & Leason/Taylor Withers	1:01:31.205	35	1 LAP	55.99	1:39.425
11	81		Andrew FINDLAY	Rocket Dog Racing	1:01:57.061	35	1 LAP	55.60	1:41.638
12	84		Cardell-Williams/Cardell-Williams	Cardell Racing	1:01:58.852	35	1 LAP	55.57	1:41.888
13	01		Pirt/Wheeler	Team Telguard	1:02:01.271	35	1 LAP	55.54	1:39.861
14	65		Myers/Lovegrove	Royston Vasey Racing	1:02:03.808	35	1 LAP	55.50	1:41.077
15	10		Dodgson/Dalton	MRB Racing	1:02:17.505	35	1 LAP	55.30	1:41.135
16	32		Rottenburg/Scatchard		1:00:48.257	34	2 LAPS	55.03	1:41.485
17	58		Aubrey BROCKLEBANK		1:01:14.141	34	2 LAPS	54.65	1:42.318
18	6		Storey/Price		1:01:28.041	34	2 LAPS	54.44	1:40.923
19	29		Parker/Howlett	Dayz of Funder	1:02:00.569	34	2 LAPS	53.96	1:42.057
20	18		Williams/Sparrow	SWC Racing/Keystone Exp	1:00:52.136	33	3 LAPS	53.36	1:40.880
21	30		Maguire/Gallagher	Imbrogio Racing	1:01:15.270	33	3 LAPS	53.02	1:43.701
22	77		Davies/Glide	Two Smoking Barrels Racing	1:01:38.678	33	3 LAPS	52.69	1:43.235
23	54		Smith/Winn	Graeme Smith	1:01:35.476	32	4 LAPS	51.14	1:48.720
24	8		Katie CROUCHER	Team Dolly	1:02:16.476	32	4 LAPS	50.58	1:50.959
25	90		Thompson/Williams	Team NFR	1:01:54.875	31	5 LAPS	49.28	1:46.652
NOT CLASSIFIED									
15			Christine SAVAGE	Oswestry Uni of Luton	30:57.211	17	D.N.F.	54.10	1:47.033
55			Peter WANN		23:32.018	13	D.N.F.	54.44	1:44.064
36			Douglas/Murray	Red Nose Scotland	7:23.228	4	D.N.F.	53.64	1:45.458
FASTEST LAP									
7			Bousfield/Adnitt	Team Collier Racing	1:37.974	25	60.22mph		96.92kph

Weather / Track : Cloudy / Damp

MST sports timing

Silverstone
Circuit Length = 1.6390 miles.
Start: 13:46 End: 14:48

Clerk of Course:	Stewards:	Timekeeper:
------------------	-----------	-------------

2CV One Hour Endurance Classification at 20 minutes completed

POS	NO	CL	DRIVER	CAR	TIME	LAPS	GAP	MPH	BEST
1	28		Sparrow/Dalton	Roger Phury-Purse Racing	18:33.457	11		58.44	1:40.136
2	7		Bousfield/Adnitt	Team Collier Racing	18:33.727	11	0.270	58.43	1:39.665
3	25		Neil THOMPSON	Team Yellow Peril	18:34.364	11	0.907	58.40	1:39.910
4	24		Paul ROBERTSON	Tete Rouge Racing	18:42.240	11	8.783	57.99	1:40.897
5	82		Cardell-William/Adnitt	Rocket Dog Racing	18:43.284	11	9.827	57.93	1:40.978
6	14		Mike COOPER	Air Cooled Racing	18:55.656	11	22.199	57.30	1:41.701
7	10		Dodgson/Dalton	MRB Racing	19:01.282	11	27.825	57.02	1:41.135
8	48		Myatt/Taylor	Myatt & Leason/Taylor Withers	19:03.044	11	29.587	56.93	1:40.649
9	71		Hollis/Hollis	Hollis M/Sport with Tokyo B'box	19:09.203	11	35.746	56.63	1:41.550
10	43		Nick IRELAND		19:12.456	11	38.999	56.47	1:42.407
11	52		Taylor/Cate	MRB Racing	19:19.761	11	46.304	56.11	1:42.453
12	81		Andrew FINDLAY	Rocket Dog Racing	19:20.000	11	46.543	56.10	1:42.611
13	84		Cardell-Williams/Cardell-Williams	Cardell Racing	19:36.202	11	1:02.745	55.33	1:44.291
14	58		Aubrey BROCKLEBANK		19:39.458	11	1:06.001	55.17	1:43.634
15	65		Myers/Lovegrove	Royston Vasey Racing	19:45.402	11	1:11.945	54.90	1:44.875
16	30		Maguire/Gallagher	Imbrogio Racing	19:46.038	11	1:12.581	54.87	1:44.050
17	29		Parker/Howlett	Dayz of Funder	19:47.522	11	1:14.065	54.80	1:45.100
18	55		Peter WANN		19:47.899	11	1:14.442	54.78	1:44.225
19	32		Rottenburg/Scatchard		19:58.242	11	1:24.785	54.31	1:46.426
20	15		Christine SAVAGE	Oswestry Uni of Luton	20:00.813	11	1:27.356	54.19	1:47.033
21	01		Pirt/Wheeler	Team Telguard	20:04.733	11	1:31.276	54.02	1:43.723
22	77		Davies/Glide	Two Smoking Barrels Racing	18:42.803	10	1 LAP	52.70	1:45.069
23	54		Smith/Winn	Graeme Smith	18:47.576	10	1 LAP	52.48	1:48.805
24	6		Storey/Price		19:17.822	10	1 LAP	51.11	1:46.088
25	90		Thompson/Williams	Team NFR	19:19.167	10	1 LAP	51.05	1:52.093
26	8		Katie CROUCHER	Team Dolly	19:19.313	10	1 LAP	51.04	1:51.443
27	18		Williams/Sparrow	SWC Racing/Keystone Exp	18:53.729	9	2 LAPS	46.99	1:44.795
28	36		Douglas/Murray	Red Nose Scotland	7:23.228	4	7 LAPS	53.64	1:45.458
FASTEST LAP									
7			Bousfield/Adnitt	Team Collier Racing	1:39.665	7	59.20mph	95.27kph	

Weather / Track : Cloudy / Damp

MST sports timing

Silverstone
Circuit Length = 1.6390 miles.
Start: 13:46

Clerk of Course:	Stewards:	Timekeeper:
------------------	-----------	-------------

2CV One Hour Endurance Classification at 40 minutes completed

POS	NO	CL	DRIVER	CAR	TIME	LAPS	GAP	MPH	BEST
1	7		Bousfield/Adnitt	Team Collier Racing	39:07.914	23		57.87	1:38.031
2	25		Neil THOMPSON	Team Yellow Peril	39:38.135	23	30.221	57.14	1:39.739
3	24		Paul ROBERTSON	Tete Rouge Racing	39:41.932	23	34.018	57.04	1:40.670
4	82		Cardell-William/Adnitt	Rocket Dog Racing	39:57.457	23	49.543	56.67	1:40.978
5	14		Mike COOPER	Air Cooled Racing	40:08.790	23	1:00.876	56.41	1:41.327
6	71		Hollis/Hollis	Hollis M/Sport with Tokyo B'box	40:21.528	23	1:13.614	56.11	1:41.427
7	28		Sparrow/Dalton	Roger Phury-Purse Racing	40:25.473	23	1:17.559	56.02	1:39.763
8	48		Myatt/Taylor	Myatt & Leason/Taylor Withers	40:26.641	23	1:18.727	55.99	1:39.425
9	52		Taylor/Cate	MRB Racing	40:39.364	23	1:31.450	55.70	1:41.550
10	43		Nick IRELAND		40:43.365	23	1:35.451	55.61	1:42.345
11	10		Dodgson/Dalton	MRB Racing	39:18.237	22	1 LAP	55.12	1:41.135
12	81		Andrew FINDLAY	Rocket Dog Racing	39:35.812	22	1 LAP	54.71	1:42.178
13	84		Cardell-Williams/Cardell-Williams	Cardell Racing	39:36.538	22	1 LAP	54.69	1:43.110
14	65		Myers/Lovegrove	Royston Vasey Racing	39:47.244	22	1 LAP	54.45	1:41.668
15	01		Pirt/Wheeler	Team Telguard	39:47.886	22	1 LAP	54.43	1:40.679
16	58		Aubrey BROCKLEBANK		39:50.212	22	1 LAP	54.38	1:43.145
17	32		Rottenburg/Scatchard		40:09.617	22	1 LAP	53.94	1:43.617
18	30		Maguire/Gallagher	Imbrogio Racing	38:08.211	21	2 LAPS	54.22	1:44.050
19	29		Parker/Howlett	Dayz of Funder	39:02.356	21	2 LAPS	52.97	1:42.057
20	77		Davies/Glide	Two Smoking Barrels Racing	39:20.844	21	2 LAPS	52.56	1:43.235
21	6		Storey/Price		39:23.896	21	2 LAPS	52.49	1:42.303
22	54		Smith/Winn	Graeme Smith	40:19.572	21	2 LAPS	51.28	1:48.720
23	18		Williams/Sparrow	SWC Racing/Keystone Exp	40:27.681	21	2 LAPS	51.11	1:42.634
24	8		Katie CROUCHER	Team Dolly	39:20.021	20	3 LAPS	50.07	1:50.959
25	90		Thompson/Williams	Team NFR	39:44.553	19	4 LAPS	47.08	1:48.768
26	15		Christine SAVAGE	Oswestry Uni of Luton	30:57.211	17	6 LAPS	54.10	1:47.033
27	55		Peter WANN		23:32.018	13	10 LAPS	54.44	1:44.064
28	36		Douglas/Murray	Red Nose Scotland	7:23.228	4	19 LAPS	53.64	1:45.458
					FASTEST LAP				
7			Bousfield/Adnitt	Team Collier Racing	1:38.031	19	60.18mph	96.86kph	

Weather / Track : Cloudy / Damp

MST sports timing

Silverstone
Circuit Length = 1.6390 miles.
Start: 13:46

Clerk of Course:	Stewards:	Timekeeper:
------------------	-----------	-------------

2CV One Hour Endurance Lap Chart for Race 9

Lap 1			Lap 2			Lap 3			Lap 4			Lap 5		
No	Behind	Laptime	No	Behind	Laptime	No	Behind	Laptime	No	Behind	Laptime	No	Behind	Laptime
28		1:47.737	28		1:40.545	28		1:40.463	7		1:40.037	7		1:40.062
7	0.139	1:47.876	7	0.434	1:40.840	7	0.277	1:40.306	28	0.193	1:40.507	28	0.539	1:40.408
24	1.037	1:48.774	25	1.345	1:40.428	25	1.057	1:40.175	25	0.653	1:39.910	25	0.964	1:40.373
25	1.462	1:49.199	24	2.325	1:41.833	24	3.210	1:41.348	24	4.078	1:41.182	24	5.636	1:41.620
82	2.071	1:49.808	82	3.389	1:41.863	82	4.521	1:41.595	82	5.556	1:41.349	82	6.618	1:41.124
14	3.847	1:51.584	14	5.809	1:42.507	14	7.047	1:41.701	14	8.718	1:41.985	10	10.676	1:41.135
10	4.754	1:52.491	10	6.387	1:42.178	10	7.469	1:41.545	10	9.603	1:42.448	14	10.849	1:42.193
43	5.154	1:52.891	43	8.723	1:44.114	43	11.758	1:43.498	43	16.090	1:44.646	71	20.035	1:42.151
71	5.316	1:53.053	52	10.277	1:44.095	52	14.084	1:44.270	52	17.709	1:43.939	43	20.571	1:44.543
52	6.727	1:54.464	71	10.596	1:45.825	71	14.336	1:44.203	71	17.946	1:43.924	52	20.946	1:43.299
84	9.466	1:57.203	84	15.665	1:46.744	48	18.105	1:42.844	48	21.242	1:43.451	48	21.829	1:40.649
81	10.750	1:58.487	48	15.724	1:44.172	84	20.869	1:45.667	81	27.645	1:47.089	81	32.170	1:44.587
65	12.096	1:59.833	81	16.655	1:46.450	81	20.870	1:44.678	84	27.894	1:47.339	84	33.638	1:45.806
48	12.097	1:59.834	01	17.948	1:46.374	01	21.704	1:44.219	01	29.235	1:47.845	29	38.522	1:45.100
01	12.119	1:59.856	65	19.261	1:47.710	65	24.658	1:45.860	65	30.875	1:46.531	30	38.600	1:46.958
29	12.570	2:00.307	29	20.045	1:48.020	30	25.625	1:44.050	30	31.704	1:46.393	65	38.938	1:48.125
30	14.626	2:02.363	30	22.038	1:47.957	29	25.695	1:46.113	29	33.484	1:48.103	58	39.248	1:44.318
77	15.177	2:02.914	77	22.402	1:47.770	77	27.008	1:45.069	18	1 LAP	1:46.360	18	1 LAP	1:46.053
15	15.718	2:03.455	36	22.811	1:46.716	18	1 LAP	3:21.459	77	33.762	1:47.068	77	43.113	1:49.413
36	16.640	2:04.377	58	22.997	1:46.485	58	27.653	1:45.119	36	34.169	1:45.458	55	43.878	1:44.772
58	17.057	2:04.794	15	24.707	1:49.534	36	29.025	1:46.677	58	34.992	1:47.653	32	45.368	1:47.547
32	18.111	2:05.848	32	24.791	1:47.225	15	31.402	1:47.158	32	37.883	1:46.681	01	47.442	1:58.269P
54	18.460	2:06.197	55	29.560	1:45.171	32	31.516	1:47.188	55	39.168	1:44.912	15	46.943	1:47.501
90	22.917	2:10.654	54	31.413	1:53.498	55	34.570	1:45.473	15	39.504	1:48.416	54	1:05.804	1:50.640
55	24.934	2:12.671	90	35.819	1:53.447	54	44.690	1:53.740	54	55.226	1:50.850	8	1:22.996	1:54.098
8	25.855	2:13.592	8	40.100	1:54.790	90	49.583	1:54.227	8	1:08.960	1:55.003	90	1:25.391	1:53.448
18	27.083	2:14.820P	6	1:22.505	2:22.054	8	54.271	1:54.634	90	1:12.005	2:02.736			
6	40.996	2:28.733P				6	1:31.121	1:49.079	6	1:38.894	1:48.087			

2CV One Hour Endurance Lap Chart for Race 9

(contd.)

Lap 6			Lap 7			Lap 8			Lap 9			Lap 10		
No	Behind	Laptime	No	Behind	Laptime	No	Behind	Laptime	No	Behind	Laptime	No	Behind	Laptime
28		1:41.323	28		1:40.136	28		1:40.668	28		1:40.222	28		1:40.958
25	0.248	1:41.146	25	0.374	1:40.262	25	0.430	1:40.724	25	0.251	1:40.043	7	0.293	1:40.731
7	1.348	1:43.210	7	0.877	1:39.665	7	0.731	1:40.522	7	0.520	1:40.011	25	1.045	1:41.752
24	4.919	1:41.145	24	6.106	1:41.323	24	6.863	1:41.425	24	7.981	1:41.340	77	1 LAP	2:14.508
82	6.014	1:41.258	82	6.866	1:40.988	82	7.726	1:41.528	82	9.240	1:41.736	54	1 LAP	1:48.805
10	10.686	1:41.872	10	12.778	1:42.228	8	1 LAP	1:55.470	10	16.210	1:42.209	24	7.920	1:40.897
14	11.310	1:42.323	14	13.269	1:42.095	90	1 LAP	1:53.622	14	18.761	1:42.389	82	9.339	1:41.057
6	1 LAP	1:55.054	6	1 LAP	1:46.747	10	14.223	1:42.113	8	1 LAP	1:52.964	14	20.256	1:42.453
48	21.691	1:41.724	48	23.494	1:41.939	14	16.594	1:43.993	90	1 LAP	1:53.104	10	23.994	1:48.742
71	22.185	1:44.012	71	23.599	1:41.550	6	1 LAP	1:46.088	48	26.856	1:41.617	48	28.757	1:42.859
43	23.169	1:44.460	43	25.680	1:42.647	48	25.461	1:42.635	6	1 LAP	1:46.272	8	1 LAP	1:51.443
52	23.900	1:44.816	52	26.217	1:42.453	71	29.053	1:46.122	71	30.557	1:41.726	71	33.219	1:43.620
81	34.006	1:43.698	81	37.110	1:43.240	52	29.282	1:43.733	52	32.043	1:42.983	90	1 LAP	1:52.093
84	36.067	1:44.291	84	42.046	1:46.115	43	31.344	1:46.332	43	34.000	1:42.878	43	35.449	1:42.407
30	42.879	1:46.141	58	48.231	1:44.976	81	40.011	1:43.569	81	42.400	1:42.611	6	1 LAP	1:47.877
58	43.391	1:46.005	30	49.397	1:46.654	84	46.768	1:45.390	84	51.968	1:45.422	52	43.510	1:52.425
29	44.045	1:47.385	29	49.449	1:45.540	58	51.197	1:43.634	58	54.675	1:43.700	81	44.169	1:42.727
18	1 LAP	1:47.881	18	1 LAP	1:44.795	30	55.022	1:46.293	55	1:00.873	1:45.838	84	57.438	1:46.428
65	45.880	1:48.804	55	50.890	1:44.785	55	55.257	1:45.035	30	1:01.275	1:46.475	58	1:01.775	1:48.058
55	46.241	1:44.225	65	51.147	1:45.403	18	1 LAP	1:46.850	65	1:03.157	1:45.834	30	1:07.412	1:47.095
77	47.042	1:45.791	77	52.026	1:45.120	29	56.563	1:47.782	29	1:03.819	1:47.478	65	1:07.560	1:45.361
32	49.932	1:46.426	32	58.128	1:48.332	65	57.545	1:47.066	32	1:12.442	1:46.981	29	1:08.086	1:45.225
15	52.158	1:47.077	15	59.055	1:47.033	32	1:05.683	1:48.223	15	1:13.815	1:47.568	55	1:09.669	1:49.754
01	1:12.470	2:06.890	01	1:16.949	1:44.615	15	1:06.469	1:48.082	18	1 LAP	2:06.717P	32	1:18.685	1:47.201
54	1:15.379	1:51.437	54	1:27.690	1:52.447	77	1:09.651	1:58.293P	01	1:25.207	1:44.374	15	1:20.332	1:47.475
8	1:34.204	1:53.070				01	1:21.055	1:44.774				01	1:27.972	1:43.723
90	1:36.728	1:53.199				54	1:37.891	1:50.869						

2CV One Hour Endurance Lap Chart for Race 9

(contd.)

Lap 11			Lap 12			Lap 13			Lap 14			Lap 15		
No	Behind	Laptime	No	Behind	Laptime	No	Behind	Laptime	No	Behind	Laptime	No	Behind	Laptime
28		1:40.490	28		1:40.773	28		1:40.415	25		1:39.798	25		1:40.649
7	0.270	1:40.467	7	0.253	1:40.756	7	0.317	1:40.479	7	0.026	1:40.870	29	1 LAP	1:59.737
25	0.907	1:40.352	25	0.665	1:40.531	25	1.363	1:41.113	28	0.120	1:41.281	7	0.780	1:41.403
24	8.783	1:41.353	24	9.034	1:41.024	24	15.023	1:46.404P	15	1 LAP	1:47.892	32	1 LAP	1:47.407
77	1 LAP	1:46.857	82	10.561	1:41.507	82	16.867	1:46.721P	77	1 LAP	1:49.057	28	1.973	1:42.502
82	9.827	1:40.978	77	1 LAP	1:44.395	77	1 LAP	1:45.168	14	26.539	1:42.586	15	1 LAP	1:47.642
54	1 LAP	1:49.093	14	22.753	1:41.327	14	25.114	1:42.776	48	26.619	1:39.425	48	27.225	1:41.255
18	2 LAPS	2:18.794	54	1 LAP	1:49.442	18	2 LAPS	1:44.176	18	2 LAPS	1:44.137	14	28.663	1:42.773
14	22.199	1:42.433	18	2 LAPS	1:44.515	48	28.355	1:39.568	71	40.238	1:42.047	77	1 LAP	1:45.075
10	27.825	1:44.321	10	28.665	1:41.613	54	1 LAP	1:49.764	54	1 LAP	1:49.602	18	2 LAPS	1:44.190
48	29.587	1:41.320	48	29.202	1:40.388	71	39.352	1:42.466	43	48.375	1:43.966	71	42.006	1:42.417
71	35.746	1:43.017	71	37.301	1:42.328	10	41.922	1:53.672P	24	54.126	2:20.264	54	1 LAP	1:48.720
43	38.999	1:44.040	43	41.660	1:43.434	43	45.570	1:44.325	52	54.717	1:42.239	43	50.915	1:43.189
6	1 LAP	1:47.831	6	1 LAP	1:45.480	81	52.768	1:43.631	82	59.197	2:23.491	24	54.663	1:41.186
90	1 LAP	1:52.637	81	49.552	1:43.782	52	53.639	1:43.819	6	1 LAP	1:44.731	52	56.132	1:42.064
8	1 LAP	1:54.249	52	50.235	1:44.704	6	1 LAP	1:48.804	81	1:03.767	1:52.160P	82	1:02.536	1:43.988
52	46.304	1:43.284	8	1 LAP	1:51.898	8	1 LAP	1:50.959	58	1:15.913	1:44.895	6	1 LAP	1:45.355
81	46.543	1:42.864	90	1 LAP	1:52.827	90	1 LAP	1:50.822	84	1:17.026	1:45.399	84	1:30.201	1:53.824P
84	1:02.745	1:45.797	84	1:08.110	1:46.138	58	1:12.179	1:43.925	90	1 LAP	1:51.964	90	1 LAP	1:51.177
58	1:06.001	1:44.716	58	1:08.669	1:43.441	84	1:12.788	1:45.093	8	1 LAP	1:53.977	30	1:32.660	1:45.991
65	1:11.945	1:44.875	65	1:15.999	1:44.827	65	1:22.366	1:46.782	30	1:27.318	1:46.032	10	1:33.476	1:45.235
30	1:12.581	1:45.659	30	1:16.117	1:44.309	30	1:22.447	1:46.745	10	1:28.890	2:28.129	58	1:34.805	1:59.541P
29	1:14.065	1:46.469	55	1:17.733	1:44.064	29	1:22.726	1:45.315	65	1:30.487	1:49.282			
55	1:14.442	1:45.263	29	1:17.826	1:44.534	32	1:36.099	1:46.527	01	1:39.994	1:44.760			
32	1:24.785	1:46.590	32	1:29.987	1:45.975	01	1:36.395	1:43.433						
15	1:27.356	1:47.514	01	1:33.377	1:42.874	55	1:37.373	2:00.055P						
01	1:31.276	1:43.794	15	1:34.108	1:47.525									

2CV One Hour Endurance Lap Chart for Race 9

(contd.)

Lap 16			Lap 17			Lap 18			Lap 19			Lap 20		
No	Behind	Laptime	No	Behind	Laptime	No	Behind	Laptime	No	Behind	Laptime	No	Behind	Laptime
25		1:40.217	25		1:40.450	25		1:40.122	25		1:39.831	25		1:39.739
01	1 LAP	1:43.162	90	2 LAPS	1:52.826	10	1 LAP	1:45.032	10	1 LAP	1:44.106	52	1 LAP	2:16.200
28	3.068	1:41.312	28	4.896	1:42.278	30	1 LAP	1:45.760	43	1 LAP	2:22.947	10	1 LAP	1:43.340
29	1 LAP	1:43.930	01	1 LAP	1:43.319	01	1 LAP	1:41.910	30	1 LAP	1:51.245P	43	1 LAP	1:42.345
8	2 LAPS	2:07.748P	29	1 LAP	1:43.244	28	7.037	1:42.263	28	17.843	1:50.637P	7	32.052	1:38.555
32	1 LAP	1:44.967	32	1 LAP	1:43.760	29	1 LAP	1:42.057	01	1 LAP	1:51.694P	48	36.234	1:47.609P
65	1 LAP	1:59.208P	15	1 LAP	1:48.214	90	2 LAPS	2:01.816P	29	1 LAP	1:51.639P	6	2 LAPS	1:42.303
7	10.317	1:49.754P	48	28.377	1:41.062	32	1 LAP	1:55.937P	48	28.364	1:39.692	54	2 LAPS	2:42.944
15	1 LAP	1:47.190	7	36.806	2:06.939	48	28.503	1:40.248	7	33.236	1:38.031	81	1 LAP	1:44.337
48	27.765	1:40.757	84	1 LAP	2:27.741	7	35.036	1:38.352	6	2 LAPS	2:30.612	84	1 LAP	1:44.432
81	1 LAP	2:52.421	81	1 LAP	1:43.835	15	1 LAP	1:57.935P	81	1 LAP	1:42.178	18	2 LAPS	1:46.546
77	1 LAP	1:45.741	77	1 LAP	1:44.736	84	1 LAP	1:43.953	84	1 LAP	1:43.110	30	1 LAP	2:24.861
18	2 LAPS	1:43.423	18	2 LAPS	1:43.949	81	1 LAP	1:42.807	77	1 LAP	1:43.329	24	1:00.237	1:41.538
14	39.093	1:50.647P	71	44.993	1:41.427	77	1 LAP	1:43.235	18	2 LAPS	1:42.796	58	1 LAP	1:43.293
71	44.016	1:42.227	58	1 LAP	2:35.358	18	2 LAPS	1:43.053	71	55.150	1:48.529P	65	1 LAP	1:43.078
43	53.843	1:43.145	65	1 LAP	2:22.658	71	46.452	1:41.581	58	1 LAP	1:44.336	01	1 LAP	2:24.822
24	56.256	1:41.810	24	56.712	1:40.906	58	1 LAP	1:44.487	24	58.438	1:41.009	77	1 LAP	1:59.223P
52	57.465	1:41.550	52	58.567	1:41.552	65	1 LAP	1:43.107	65	1 LAP	1:44.566	82	1:13.670	1:42.394
54	1 LAP	1:49.432	43	1:05.548	1:52.155P	24	57.260	1:40.670	82	1:11.015	1:42.269	32	1 LAP	1:45.037
82	1:04.798	1:42.479	54	1 LAP	1:48.730	52	1:09.331	1:50.886P	32	1 LAP	2:30.223	14	1:24.527	1:42.613
6	1 LAP	1:46.819	82	1:06.521	1:42.173	82	1:08.577	1:42.178	14	1:21.653	1:42.508	71	1:30.404	2:14.993
30	1:38.370	1:45.927	8	2 LAPS	2:41.692	14	1:18.976	1:42.611	8	2 LAPS	1:53.575			
10	1:38.596	1:45.337	14	1:16.487	2:17.844	8	2 LAPS	1:51.982						
			6	1 LAP	1:54.637P	54	1 LAP	1:58.361P						

2CV One Hour Endurance Lap Chart for Race 9

(contd.)

Lap 21			Lap 22			Lap 23			Lap 24			Lap 25		
No	Behind	Laptime	No	Behind	Laptime	No	Behind	Laptime	No	Behind	Laptime	No	Behind	Laptime
25		1:42.198	25		1:49.556P	7		1:40.875	7		1:38.809	7		1:37.974
28	1 LAP	3:09.817	52	1 LAP	1:43.280	10	1 LAP	2:00.591	29	2 LAPS	1:46.368	43	1 LAP	1:43.061
8	3 LAPS	1:54.935	29	2 LAPS	1:47.097	8	3 LAPS	1:56.523	30	2 LAPS	2:53.429P	29	2 LAPS	1:45.711
52	1 LAP	1:44.433	43	1 LAP	1:43.552	77	2 LAPS	1:55.826	10	1 LAP	1:44.928	10	1 LAP	1:44.230
29	2 LAPS	3:09.555	10	1 LAP	1:43.932	6	2 LAPS	1:42.509	6	2 LAPS	1:44.330	6	2 LAPS	1:41.665
43	1 LAP	1:44.357	8	3 LAPS	1:57.419	81	1 LAP	1:43.033	8	3 LAPS	1:54.555	25	36.968	1:42.504
10	1 LAP	1:45.968	77	2 LAPS	2:42.256	84	1 LAP	1:43.422	77	2 LAPS	1:54.504	81	1 LAP	1:43.592
7	29.282	1:39.428	7	18.471	1:38.745	25	30.221	2:29.567	81	1 LAP	1:43.141	24	37.999	1:40.195
6	2 LAPS	1:42.519	6	2 LAPS	1:42.305	24	34.018	1:41.318	25	32.438	1:41.026	84	1 LAP	1:44.512
90	4 LAPS	5:23.059	81	1 LAP	1:44.503	90	4 LAPS	1:48.768	84	1 LAP	1:43.691	77	2 LAPS	1:53.284
81	1 LAP	1:43.125	84	1 LAP	1:44.033	65	1 LAP	1:41.668	24	35.778	1:40.569	8	3 LAPS	1:55.563
84	1 LAP	1:43.191	90	4 LAPS	1:52.127	01	1 LAP	1:40.679	01	1 LAP	1:43.761	65	1 LAP	1:42.262
24	59.991	1:41.952	24	52.046	1:41.611	58	1 LAP	1:43.145	65	1 LAP	1:44.976	01	1 LAP	1:43.108
65	1 LAP	1:43.902	65	1 LAP	1:42.764	82	49.543	1:41.395	90	4 LAPS	1:48.857	58	1 LAP	1:42.318
30	1 LAP	1:46.400	58	1 LAP	1:43.470	14	1:00.876	1:42.814	58	1 LAP	1:43.341	82	55.982	1:41.624
58	1 LAP	1:44.863	01	1 LAP	1:42.471	32	1 LAP	1:43.617	82	52.332	1:41.598	90	4 LAPS	1:48.561
54	2 LAPS	1:59.773	30	1 LAP	1:44.903	54	2 LAPS	1:58.710	14	1:04.708	1:42.641	30	2 LAPS	2:29.979
01	1 LAP	1:44.029	82	1:07.494	1:43.682	71	1:13.614	1:44.612	32	1 LAP	1:43.608	14	1:08.475	1:41.741
18	2 LAPS	1:56.676P	54	2 LAPS	1:56.518	28	1:17.559	1:40.000	28	1:19.142	1:40.392	32	1 LAP	1:42.702
82	1:13.368	1:41.896	14	1:17.408	1:41.928	48	1:18.727	1:44.083	71	1:19.975	1:45.170	28	1:21.497	1:40.329
32	1 LAP	1:44.054	32	1 LAP	1:43.871	18	2 LAPS	1:42.634	48	1:23.155	1:43.237	71	1:24.719	1:42.718
14	1:25.036	1:42.707	71	1:28.348	1:45.147	52	1:31.450	1:44.102	18	2 LAPS	1:42.786	48	1:27.203	1:42.022
71	1:32.757	1:44.551	48	1:33.990	1:46.778	43	1:35.451	1:43.369	54	2 LAPS	1:59.326	18	2 LAPS	1:42.332
48	1:36.768	2:42.732	18	2 LAPS	2:17.857				52	1:35.959	1:43.318			
28	1:46.698	1:40.975	28	1:36.905	1:39.763									
			52	1:46.694	1:44.774									
			43	1:51.428	1:44.125									
			29	1 LAP	1:47.726									

2CV One Hour Endurance Lap Chart for Race 9

(contd.)

Lap 26			Lap 27			Lap 28			Lap 29			Lap 30		
No	Behind	Laptime	No	Behind	Laptime	No	Behind	Laptime	No	Behind	Laptime	No	Behind	Laptime
7		1:38.070	7		1:39.297	7		1:38.622	7		1:37.997	7		1:38.647
52	1 LAP	1:42.673	90	5 LAPS	2:24.755	18	3 LAPS	1:43.139	18	3 LAPS	1:40.880	71	1 LAP	1:41.548
43	1 LAP	1:42.473	52	1 LAP	1:42.977	52	1 LAP	1:42.744	52	1 LAP	1:43.143	30	3 LAPS	1:45.944
54	3 LAPS	2:00.666	43	1 LAP	1:42.929	90	5 LAPS	1:47.319	43	1 LAP	1:43.524	18	3 LAPS	1:42.104
29	2 LAPS	1:47.302	48	1 LAP	2:16.017	43	1 LAP	1:42.301	90	5 LAPS	1:46.987	8	4 LAPS	1:53.580
10	1 LAP	1:43.649	29	2 LAPS	1:48.333	48	1 LAP	1:43.120	48	1 LAP	1:43.474	52	1 LAP	1:42.924
6	2 LAPS	1:41.448	6	2 LAPS	1:42.200	6	2 LAPS	1:42.269	6	2 LAPS	1:41.049	43	1 LAP	1:42.366
25	40.153	1:41.255	10	1 LAP	1:44.361	29	2 LAPS	1:46.045	29	2 LAPS	1:46.140	90	5 LAPS	1:47.436
24	41.223	1:41.294	54	3 LAPS	1:59.121	10	1 LAP	1:42.308	10	1 LAP	1:44.911	48	1 LAP	1:42.425
81	1 LAP	1:42.700	25	40.968	1:40.112	25	43.289	1:40.943	25	46.675	1:41.383	6	2 LAPS	1:40.973
84	1 LAP	1:42.975	24	41.997	1:40.071	24	43.671	1:40.296	24	46.833	1:41.159	25	49.408	1:41.380
65	1 LAP	1:43.011	81	1 LAP	1:43.095	81	1 LAP	1:42.406	81	1 LAP	1:42.418	24	49.650	1:41.464
58	1 LAP	1:44.948	84	1 LAP	1:42.085	84	1 LAP	1:41.888	84	1 LAP	1:41.932	29	2 LAPS	1:45.749
77	2 LAPS	1:52.478	65	1 LAP	1:41.982	54	3 LAPS	1:56.237	65	1 LAP	1:44.408	10	1 LAP	1:51.385
01	1 LAP	1:46.728	01	1 LAP	1:42.496	65	1 LAP	1:41.825	82	1:10.558	1:41.859	81	1 LAP	1:42.337
82	59.241	1:41.329	82	1:03.428	1:43.484	01	1 LAP	1:42.812	54	3 LAPS	1:54.478	84	1 LAP	1:42.514
8	3 LAPS	1:55.083	77	2 LAPS	1:51.829	82	1:06.696	1:41.890	01	1 LAP	1:43.210	65	1 LAP	1:41.713
14	1:13.669	1:43.264	58	1 LAP	1:56.163	14	1:20.849	1:42.552	14	1:25.240	1:42.388	82	1:15.742	1:43.831
30	2 LAPS	1:47.104	8	3 LAPS	1:53.536	58	1 LAP	1:46.571	58	1 LAP	1:43.811	01	1 LAP	1:43.217
32	1 LAP	1:43.353	14	1:16.919	1:42.547	77	2 LAPS	1:53.435	32	1 LAP	1:42.833	54	3 LAPS	1:53.577
71	1:30.410	1:43.761	32	1 LAP	1:46.204	32	1 LAP	1:43.101	28	1:34.907	1:39.501	14	1:28.880	1:42.287
28	1:30.433	1:47.006	30	2 LAPS	1:48.018	30	2 LAPS	1:47.193	77	2 LAPS	1:50.562	58	1 LAP	1:43.363
18	2 LAPS	1:45.213	28	1:32.128	1:40.992	28	1:33.403	1:39.897				28	1:36.814	1:40.554
			71	1:33.572	1:42.459	8	3 LAPS	1:55.547				32	1 LAP	1:43.085
						71	1:36.803	1:41.853						

Weather / Track : Cloudy / Damp

www.mstworld.com

MST sports timing

Page 6 of 8

Silverstone
Circuit Length = 1.6390 miles.
Start: 13:46 End: 14:48

Issued - 14:52 Sunday, 24 November 2002

2CV One Hour Endurance Lap Chart for Race 9

(contd.)

Lap 31			Lap 32			Lap 33			Lap 34			Lap 35		
No	Behind	Laptime	No	Behind	Laptime	No	Behind	Laptime	No	Behind	Laptime	No	Behind	Laptime
7		1:38.567	7		1:39.750	7		1:38.927	7		1:38.278	7		1:38.625
71	1 LAP	1:41.279	32	2 LAPS	1:42.344	32	2 LAPS	1:41.485	28	1 LAP	1:39.566	28	1 LAP	1:39.611
18	3 LAPS	1:41.704	54	4 LAPS	1:55.303	71	1 LAP	1:41.341	32	2 LAPS	1:42.642	14	1 LAP	1:41.692
30	3 LAPS	1:46.734	71	1 LAP	1:42.241	18	3 LAPS	1:41.181	71	1 LAP	1:41.698	32	2 LAPS	1:43.667
77	3 LAPS	1:51.514	58	2 LAPS	1:54.409	54	4 LAPS	1:55.969	18	3 LAPS	1:40.942	71	1 LAP	1:41.677
52	1 LAP	1:42.918	18	3 LAPS	1:41.120	30	3 LAPS	1:46.558	30	3 LAPS	1:45.844	18	3 LAPS	1:41.693
8	4 LAPS	1:54.376	30	3 LAPS	1:43.701	58	2 LAPS	1:52.225	58	2 LAPS	1:45.996	58	2 LAPS	1:45.122
43	1 LAP	1:43.224	77	3 LAPS	1:49.962	52	1 LAP	1:42.060	52	1 LAP	1:42.831	30	3 LAPS	1:45.843
90	5 LAPS	1:47.393	52	1 LAP	1:42.904	77	3 LAPS	1:50.379	54	4 LAPS	1:54.610	52	1 LAP	1:42.185
6	2 LAPS	1:41.721	43	1 LAP	1:44.561	43	1 LAP	1:43.161	43	1 LAP	1:42.923	43	1 LAP	1:41.925
48	1 LAP	1:43.374	8	4 LAPS	1:54.970	6	2 LAPS	1:41.478	77	3 LAPS	1:49.633	54	4 LAPS	1:54.270
25	53.027	1:42.186	6	2 LAPS	1:44.122	48	1 LAP	1:42.341	6	2 LAPS	1:40.923	6	2 LAPS	1:40.956
24	53.322	1:42.239	48	1 LAP	1:43.614	24	56.375	1:40.827	48	1 LAP	1:40.450	77	3 LAPS	1:50.289
29	2 LAPS	1:44.604	90	5 LAPS	1:50.166	8	4 LAPS	1:54.488	25	58.069	1:39.070	25	57.658	1:38.214
81	1 LAP	1:41.638	24	54.475	1:40.903	25	57.277	1:41.096	24	58.257	1:40.160	48	1 LAP	1:42.974
84	1 LAP	1:42.220	25	55.108	1:41.831	90	5 LAPS	1:47.254	90	5 LAPS	1:48.089	24	59.005	1:39.373
10	1 LAP	1:44.535	29	2 LAPS	1:45.549	29	2 LAPS	1:45.251	8	4 LAPS	1:53.422	90	5 LAPS	1:46.853
65	1 LAP	1:41.692	10	1 LAP	1:42.840	10	1 LAP	1:42.316	10	1 LAP	1:43.610	81	1 LAP	1:46.402
82	1:19.087	1:41.912	84	1 LAP	1:43.685	81	1 LAP	1:42.027	84	1 LAP	1:42.759	29	2 LAPS	1:47.082
01	1 LAP	1:42.402	81	1 LAP	1:44.945	84	1 LAP	1:43.042	29	2 LAPS	1:44.448	84	1 LAP	1:47.656
14	1:32.334	1:42.021	65	1 LAP	1:45.916	65	1 LAP	1:41.935	81	1 LAP	1:44.123	8	4 LAPS	1:55.240
28	1:38.391	1:40.144	82	1:21.474	1:42.137	82	1:23.483	1:40.936	82	1:26.657	1:41.452	01	1 LAP	1:40.835
			01	1 LAP	1:42.513	01	1 LAP	1:41.362	65	1 LAP	1:42.963	82	1:30.495	1:42.463
			14	1:34.603	1:42.019	14	1:37.725	1:42.049	01	1 LAP	1:41.080	65	1 LAP	1:42.804
			28	1:38.383	1:39.742							10	1 LAP	2:01.780

2CV One Hour Endurance Lap Chart for Race 9

(contd.)

Lap 36			Lap 37			Lap 38			Lap 39			Lap 40		
No	Behind	Laptime	No	Behind	Laptime	No	Behind	Laptime	No	Behind	Laptime	No	Behind	Laptime
7		1:39.672												
28	1 LAP	1:40.207												
14	1 LAP	1:40.494												
32	2 LAPS	1:43.616												
71	1 LAP	1:41.337												
18	3 LAPS	1:41.361												
52	1 LAP	1:42.633												
58	2 LAPS	1:45.662												
30	3 LAPS	1:46.712												
43	1 LAP	1:42.506												
6	2 LAPS	1:41.011												
25	57.316	1:39.330												
24	59.910	1:40.577												
48	1 LAP	1:41.516												
54	4 LAPS	1:52.347												
77	3 LAPS	1:49.965												
90	5 LAPS	1:46.652												
81	1 LAP	1:42.425												
84	1 LAP	1:43.355												
29	2 LAPS	1:45.631												
01	1 LAP	1:39.861												
82	1:31.073	1:40.250												
65	1 LAP	1:41.077												
8	4 LAPS	1:56.095												
10	1 LAP	1:48.415												

BRDC Single Seater Winter Championship

PROVISIONAL RESULT - RACE 10

POS	NO	CL	NAME	NAT	CAR/ENTRY	TIME	LAPS	GAP	MPH	BEST
1	6		Jonathan POTTS		Van Diemen RF97	15:25.496	12		76.69	1:15.564
2	9		Katsuhiko MACHIDA		Van Diemen RF97	15:27.043	12	1.547	76.56	1:15.865
3	26	Z	Robert BARNETT		Zeus	15:30.145	12	4.649	76.31	1:15.507
4	31		Alexis SABET		Van Diemen RF97	15:41.790	12	16.294	75.36	1:15.240
5	22	Z	Vincent VELUTINI		Zeus	15:44.815	12	19.319	75.12	1:16.533
6	30		Joe TUCKEY		Van Diemen RF97	15:59.391	12	33.895	73.98	1:17.210
7	25	Z	Indran KANAVAJI		Zeus	16:18.631	12	53.135	72.53	1:18.419
8	27	Z	Ian HARRIS		Zeus	16:10.698	11	1 LAP	67.04	1:23.863
NOT CLASSIFIED										
15			Matthew HARRIS		Van Diemen RF97	10:34.070	8	D.N.F.	74.72	1:15.714
34	Z		Kenneth HOOD		Zeus	12:29.083	8	D.N.F.	63.25	1:29.325
33	Z		Mark GREEN		Zeus		0	D.N.F.	N/A	
29	Z		Jim TAYLOR		Zeus		0	D.N.F.	N/A	
23	Z		David HOLLIDAY		Zeus		0	D.N.F.	N/A	
10			Simon JOHNSON		Van Diemen RF97		0	D.N.F.	N/A	
4			Chris NIARCHOS		Van Diemen RF97		0	D.N.F.	N/A	
FASTEST LAP										
31			Alexis SABET		Van Diemen RF97	1:15.240	6	78.42mph	126.20kph	
26	Z		Robert BARNETT		Zeus	1:15.507	12	78.14mph	125.76kph	

Weather / Track : Cloudy / Wet

MST sports timing

Silverstone
Circuit Length = 1.6390 miles.
Start: 15:03 End: 15:18

Clerk Of Course:	Stewards:	Timekeeper:
------------------	-----------	-------------

BRDC Single Seater Winter Championship

LAP CHART FOR RACE 10

Lap 1			Lap 2			Lap 3			Lap 4			Lap 5		
No	Behind	Laptime	No	Behind	Laptime	No	Behind	Laptime	No	Behind	Laptime	No	Behind	Laptime
9		1:25.433	9		1:16.867	9		1:16.641	9		1:16.439	9		1:16.074
6	0.836	1:26.269	6	1.132	1:17.163	6	0.830	1:16.339	6	1.112	1:16.721	6	0.602	1:15.564
26	3.845	1:29.278	26	4.731	1:17.753	26	5.466	1:17.376	26	5.726	1:16.699	26	5.704	1:16.052
22	5.080	1:30.513	22	6.389	1:18.176	22	7.281	1:17.533	22	7.375	1:16.533	22	8.552	1:17.251
25	5.502	1:30.935	25	8.572	1:19.937	31	11.178	1:18.643	31	11.466	1:16.727	31	11.502	1:16.110
15	5.854	1:31.287	15	8.897	1:19.910	15	11.946	1:19.690	15	12.469	1:16.962	15	12.812	1:16.417
31	7.962	1:33.395	31	9.176	1:18.081	25	13.424	1:21.493	25	15.404	1:18.419	25	18.519	1:19.189
30	10.012	1:35.445	30	13.724	1:20.579	30	15.809	1:18.726	30	16.651	1:17.281	30	19.188	1:18.611
27	16.792	1:42.225	27	26.693	1:26.768	27	36.109	1:26.057	27	43.533	1:23.863	27	51.654	1:24.195
34	25.468	1:50.901	34	43.392	1:34.791	34	57.438	1:30.687	34	1:10.324	1:29.325			

BRDC Single Seater Winter Championship

LAP CHART FOR RACE 10

(contd.)

Lap 6			Lap 7			Lap 8			Lap 9			Lap 10		
No	Behind	Laptime	No	Behind	Laptime	No	Behind	Laptime	No	Behind	Laptime	No	Behind	Laptime
9		1:16.680	9		1:16.510	6		1:16.049	6		2:31.839	6		1:15.786
6	0.480	1:16.558	6	0.373	1:16.403	26	1 LAP	1:15.533	9	1.509	1:16.420	9	1.588	1:15.865
26	6.369	1:17.345				22	1 LAP	1:17.809	26	5.390	1:16.445	26	5.812	1:16.208
34	1 LAP	1:30.690				31	1 LAP	1:17.484	27	1 LAP	1:30.455	31	15.562	1:18.385
22	9.545	1:17.673				15	1 LAP	1:16.969	31	12.963	1:15.952	22	16.661	1:17.591
31	10.062	1:15.240				34	2 LAPS	1:30.335	22	14.856	1:17.612	27	1 LAP	1:29.075
15	11.846	1:15.714				30	1 LAP	1:17.729	30	26.193	1:18.470	30	29.129	1:18.722
25	21.172	1:19.333				25	1 LAP	1:21.628	25	37.446	1:22.672	25	43.343	1:21.683
30	21.506	1:18.998				27	1 LAP	1:25.735	34	1 LAP	1:30.770			
27	1:01.146	1:26.172				9	1:16.928	1:17.301						
						26	1:20.784	1:15.765						
						31	1:28.850	1:18.187						
						15	1:29.053	1:17.121						
						22	1:29.083	1:18.612						
						30	1:39.562	1:17.210						
						25	1:46.613	1:20.696						
						34	1 LAP	1:31.584						

BRDC Single Seater Winter Championship

LAP CHART FOR RACE 10

(contd.)

Lap 11			Lap 12			Lap 13			Lap 14			Lap 15		
No	Behind	Laptime	No	Behind	Laptime	No	Behind	Laptime	No	Behind	Laptime	No	Behind	Laptime
6		1:16.479	6		1:16.375									
9	1.196	1:16.087	9	1.547	1:16.726									
26	5.517	1:16.184	26	4.649	1:15.507									
31	16.490	1:17.407	31	16.294	1:16.179									
22	18.148	1:17.966	22	19.319	1:17.546									
30	31.579	1:18.929	30	33.895	1:18.691									
27	1 LAP	1:27.940	27	1 LAP	1:28.213									
25	48.645	1:21.781	25	53.135	1:20.865									

BARC SEC Saloon & Sports Car Allcomers Challenge

Race 11 - Qualification

POS	NO	CL	NAME	NAT	CAR/ENTRY	TIME	LAPS	GAP	MPH
1	44	B	Rod BIRLEY		Ford Escort WRC	1:13.309	8		80.48
2	24	B	Bob ROSS		Ford Escort WRC	1:14.188	9	0.879	79.53
3	4	B	Kevin CLARKE		Mercedes VSR	1:15.666	12	2.357	77.98
4	51	D	Barry BARNES		Toyota Carina E GTi	1:18.579	12	5.270	75.08
5	16	C	Steve DANCE		Toyota Avensis	1:18.846	12	5.537	74.83
6	29	C	Andy THOMPSON		Minari RSR	1:20.804	11	7.495	73.02
7	1	D	Kevin UNDERWOOD		BMW M3	1:21.386	12	8.077	72.49
8	92	D	Alex ELLIOTT		BMW M3	1:21.505	12	8.196	72.39
9	41	D	Keith WAITE		Alfa Romeo 75	1:22.013	12	8.704	71.94
10	12	C	Graeme BRINDLEY		Ford Sierra Cosworth	1:22.302	12	8.993	71.69
11	6	C	Mark TURICCKI		Ford Mondeo	1:22.840	11	9.531	71.22
12	26	C	Pete HALLFORD		Chevrolet Camaro Z28	1:25.179	10	11.870	69.27
13	8	D	Derek PALMER		Ford Fiesta Zetec	1:25.359	11	12.050	69.12
14	5	B	Kenneth BLAIR		Ford Sierra Cosworth	1:25.409	11	12.100	69.08
15	64	D	Andy WICKENS		Ford Escort MkIII	1:26.685	11	13.376	68.06
16	69	D	Martin LEWIS		Ford Fiesta XR2	1:28.405	10	15.096	66.74
17	63	D	Keith MILLER		VW Polo G40	1:28.543	11	15.234	66.63
18	35	D	Keith BROOM		Alfa Romeo 33	1:28.769	10	15.460	66.46
19	7	D	Graeme SMITH		Caterham 7	1:29.426	11	16.117	65.98
20	57	D	James BELLINGER		Morgan 4/4	1:30.308	7	16.999	65.33
21	46	C	Graham BAHR		BMW 2002 Tii	1:31.333	10	18.024	64.60
22	14	D	Tony CRUDGINGTON		Triumph Dolomite Sprint	1:32.616	7	19.307	63.70
23	45	C	Colin HANDY		Peugeot 205	1:32.714	10	19.405	63.64
24	78	D	Jos van de PERRE		VW Scirocco	1:35.826	10	22.517	61.57
25	71	C	Kevin GOATER		Rover Mini	1:36.384	10	23.075	61.21
26	3	D	James CHRISTIE		Hillman Avenger	1:36.642	8	23.333	61.05

Weather : Cloudy / Damp

MST sports timing

Silverstone
Circuit Length = 1.6390 miles.
Start: 12:38 End: 12:53

Clerk Of Course:	Stewards:	Timekeeper:
------------------	-----------	-------------

BARC SEC Saloon & Sports Car Allcomers Challenge

LAP ANALYSIS - Qualifying

1	Kevin UNDERWOOD	BMW M3
1 -	7:32.051	6 - 1:24.518
2 -	1:25.589	7 - 1:25.994
3 -	1:21.874	8 - 1:21.386
4 -	1:23.523	9 - 1:25.334
5 -	1:22.251	10 - 1:22.533
3	James CHRISTIE	Hillman Avenger
1 -	7:50.883	6 - 1:40.255
2 -	1:36.978	7 - 1:42.621
3 -	1:36.642	8 - 1:42.837
4 -	1:37.415	
5 -	1:37.606	
4	Kevin CLARKE	Mercedes VSR
1 -	7:16.286	6 - 1:15.666
2 -	1:20.425	7 - 1:17.105
3 -	1:18.266	8 - 1:16.950
4 -	1:17.155	9 - 1:23.667
5 -	1:20.615	10 - 1:18.968
5	Kenneth BLAIR	Ford Sierra Cosworth
1 -	7:35.656	6 - 1:26.758
2 -	1:27.570	7 - 1:26.551
3 -	1:25.630	8 - 1:25.578
4 -	1:27.162	9 - 1:26.409
5 -	1:25.409	10 - 1:26.092
6	Mark TURICCKI	Ford Mondeo
1 -	7:20.998	6 - 1:26.311
2 -	1:26.167	7 - 1:25.351
3 -	1:25.360	8 - 1:24.972
4 -	1:24.577	9 - 1:28.221
5 -	1:22.840	10 - 1:29.975
7	Graeme SMITH	Caterham 7
1 -	7:46.416	6 - 1:32.404
2 -	1:30.468	7 - 1:31.490
3 -	1:30.212	8 - 1:32.646
4 -	1:29.462	9 - 1:32.476
5 -	1:29.426	10 - 1:33.652
8	Derek PALMER	Ford Fiesta Zetec
1 -	7:03.947	6 - 1:31.159
2 -	1:32.228	7 - 1:29.190
3 -	1:29.181	8 - 1:32.978
4 -	1:27.810	9 - 1:26.823
5 -	1:28.196	10 - 1:27.640

BARC SEC Saloon & Sports Car Allcomers Challenge

LAP ANALYSIS - Qualifying

(contd.)

12	Graeme BRINDLEY	Ford Sierra Cosworth
1 - 7:16.831	6 - 1:28.950	11 - 1:23.831
2 - 1:28.391	7 - 1:23.407	12 - 1:32.236
3 - 1:22.995	8 - 1:22.302	
4 - 1:22.939	9 - 1:22.840	
5 - 1:24.748	10 - 1:24.300	
14	Tony CRUDGINGTON	Triumph Dolomite Sprint
1 - 7:59.177	6 - 1:35.277	
2 - 1:35.150	7 - 1:55.965P	
3 - 1:32.616		
4 - 1:39.986		
5 - 1:39.052		
16	Steve DANCE	Toyota Avensis
1 - 7:42.621	6 - 1:21.698	11 - 1:20.252
2 - 1:19.410	7 - 1:20.845	12 - 1:20.434
3 - 1:18.846	8 - 1:20.033	
4 - 1:19.377	9 - 1:20.199	
5 - 1:19.136	10 - 1:20.167	
24	Bob ROSS	Ford Escort WRC
1 - 7:33.025	6 - 1:36.984P	
2 - 1:18.591	7 - 4:40.549	
3 - 1:14.471	8 - 1:14.264	
4 - 1:14.380	9 - 1:39.583P	
5 - 1:14.188		
26	Pete HALLFORD	Chevrolet Camaro Z28
1 - 7:05.410	6 - 1:33.073	
2 - 1:25.179	7 - 1:52.064P	
3 - 1:26.986	8 - 3:19.650	
4 - 1:27.833	9 - 1:30.444	
5 - 1:28.860	10 - 1:31.551	
29	Andy THOMPSON	Minari RSR
1 - 7:57.386	6 - 1:21.912	11 - 1:20.804
2 - 1:39.850	7 - 1:21.156	
3 - 1:23.949	8 - 1:22.244	
4 - 1:23.959	9 - 1:21.961	
5 - 1:22.388	10 - 1:21.278	
35	Keith BROOM	Alfa Romeo 33
1 - 7:40.972	6 - 1:30.097	
2 - 1:35.232	7 - 1:30.339	
3 - 1:28.769	8 - 1:30.004	
4 - 1:29.402	9 - 1:56.358	
5 - 1:28.966	10 - 1:29.781	

Weather : Cloudy / Damp

www.mstworld.com

MST sports timing

Page 2 of 4

Silverstone
 Circuit Length = 1.6390 miles.
 Start: 12:38 End: 12:53
 Issued - 12:57 Sunday, 24 November 2002

BARC SEC Saloon & Sports Car Allcomers Challenge

LAP ANALYSIS - Qualifying

(contd.)

41	Keith WAITE	Alfa Romeo 75
1 -	7:10.958	6 - 1:24.048
2 -	1:29.319	7 - 1:22.682
3 -	1:24.474	8 - 1:25.046
4 -	1:22.013	9 - 1:24.857
5 -	1:24.772	10 - 1:27.321
44	Rod BIRLEY	Ford Escort WRC
1 -	7:29.274	6 - 1:13.375
2 -	1:16.399	7 - 1:15.786
3 -	1:13.309	8 - 1:38.929P
4 -	1:13.506	
5 -	1:13.551	
45	Colin HANDY	Peugeot 205
1 -	7:41.792	6 - 1:32.714
2 -	1:36.091	7 - 1:41.550
3 -	2:03.102	8 - 1:42.984
4 -	1:33.522	9 - 1:42.114
5 -	1:34.349	10 - 1:38.969
46	Graham BAHR	BMW 2002 Tii
1 -	7:54.832	6 - 1:33.851
2 -	1:34.175	7 - 1:33.425
3 -	1:33.815	8 - 1:33.318
4 -	1:34.047	9 - 1:55.192
5 -	1:31.333	10 - 1:31.850
51	Barry BARNES	Toyota Carina E GTi
1 -	7:17.330	6 - 1:19.867
2 -	1:23.134	7 - 1:19.035
3 -	1:18.883	8 - 1:18.579
4 -	1:18.917	9 - 1:20.398
5 -	1:19.651	10 - 1:21.238
57	James BELLINGER	Morgan 4/4
1 -	7:07.897	6 - 1:31.434
2 -	1:33.120	7 - 1:54.056P
3 -	1:30.308	
4 -	1:31.508	
5 -	1:30.866	
63	Keith MILLER	VW Polo G40
1 -	7:13.684	6 - 1:28.543
2 -	1:37.842	7 - 1:32.035
3 -	1:32.852	8 - 1:29.496
4 -	1:30.698	9 - 1:32.217
5 -	1:30.455	10 - 1:29.250

BARC SEC Saloon & Sports Car Allcomers Challenge

LAP ANALYSIS - Qualifying

(contd.)

64	Andy WICKENS	Ford Escort MkIII
1 - 7:51.277	6 - 1:26.788	11 - 1:40.153
2 - 1:31.431	7 - 1:26.685	
3 - 1:27.933	8 - 1:28.158	
4 - 1:37.126	9 - 1:29.187	
5 - 1:32.267	10 - 1:31.672	
69	Martin LEWIS	Frod Fiesta XR2
1 - 7:15.173	6 - 1:30.552	
2 - 1:39.174	7 - 1:29.409	
3 - 1:32.352	8 - 1:31.249	
4 - 1:31.931	9 - 1:30.733	
5 - 1:28.405	10 - 2:07.721	
71	Kevin GOATER	Rover Mini
1 - 7:58.106	6 - 1:39.624	
2 - 1:38.992	7 - 1:40.919	
3 - 1:36.384	8 - 1:42.074	
4 - 1:38.014	9 - 1:43.332	
5 - 1:42.449	10 - 1:45.125	
78	Jos van de PERRE	VW Scirocco
1 - 7:58.806	6 - 1:39.183	
2 - 1:39.838	7 - 1:37.995	
3 - 1:35.826	8 - 1:36.133	
4 - 1:39.648	9 - 1:38.815	
5 - 1:41.245	10 - 1:36.265	
92	Alex ELLIOTT	BMW M3
1 - 7:22.998	6 - 1:23.549	11 - 1:24.116
2 - 1:25.198	7 - 1:21.756	12 - 1:24.404
3 - 1:23.367	8 - 1:23.274	
4 - 1:22.037	9 - 1:22.098	
5 - 1:21.505	10 - 1:23.049	

BARC SEC Saloon & Sports Car Allcomers Challenge

GRID FOR RACE 11

ROW 13	1:36.384 71 GOATER	1:36.642 3 CHRISTIE
ROW 12	1:32.714 45 HANDY	1:35.826 78 PERRE
ROW 11	1:31.333 46 BAHR	1:32.616 14 CRUDGINGTON
ROW 10	1:29.426 7 SMITH	1:30.308 57 BELLINGER
ROW 9	1:28.543 63 MILLER	1:28.769 35 BROOM
ROW 8	1:26.685 64 WICKENS	1:28.405 69 LEWIS
ROW 7	1:25.359 8 PALMER	1:25.409 5 BLAIR
ROW 6	1:22.840 6 TURICCKI	1:25.179 26 HALLFORD
ROW 5	1:22.013 41 WAITE	1:22.302 12 BRINDLEY
ROW 4	1:21.386 1 UNDERWOOD	1:21.505 92 ELLIOTT
ROW 3	1:18.846 16 DANCE	1:20.804 29 THOMPSON
ROW 2	1:15.666 4 CLARKE	1:18.579 51 BARNES
ROW 1	1:13.309 44 BIRLEY	1:14.188 24 ROSS
POLE		

Weather : Cloudy / Damp


MST sports timing

Silverstone
Circuit Length = 1.6390 miles.
Start: 12:38 End: 12:53

Clerk Of Course:	Stewards:	Timekeeper:
------------------	-----------	-------------

BARC SEC 2CV Challenge

GRID FOR RACE 12

ROW 14	7	COLLIER	18	PATTENDEN
ROW 13	54	SMITH	14	COOPER
ROW 12	81	FINDLAY	58	BROCKLEBANK
ROW 11	25	THOMPSON	24	ROBERTSON
ROW 10	52	TAYLOR	32	SCATCHARD
ROW 9	55	WANN	77	DAVIS
ROW 8	6	STOREY	10	DODGSON
ROW 7	36	COGHILL	8	CROUCHER
ROW 6	65	MYERS	82	CARDELL-WILLIAM
ROW 5	43	IRELAND	90	HEYWOOD
ROW 4	01	PIRT	48	SPARROW
ROW 3	28	MYATT	15	SAVAGE
ROW 2	84	CARDELL-WILLIAMS	71	HOLLIS
ROW 1	29	PARKER	30	DEAN
POLE				
				

Weather : Cloudy / Dry

Silverstone
Circuit Length = 1.6390 miles.

MST sports timing

Clerk Of Course:

Stewards:

Timekeeper:

BARC SEC 2CV Challenge

PROVISIONAL RESULT - RACE 12

POS	NO	CL	NAME	NAT	CAR/ENTRY	TIME	LAPS	GAP	MPH	BEST
1	48		Pete SPARROW		Myatt & Leason/Taylor Withers	20:23.976	12		57.99	1:39.825
2	25		Neil THOMPSON		Team Yellow Peril	20:29.451	12	5.475	57.73	1:39.380
3	71		Richard HOLLIS		Hollis M/Sport with Tokyo B'box	20:48.601	12	24.625	56.84	1:42.302
4	01		Andrew PIRT		Team Telguard	20:52.194	12	28.218	56.68	1:41.770
5	10		Richard DALTON		MRB Racing	20:53.356	12	29.380	56.63	1:41.750
6	43		Nick IRELAND			20:53.570	12	29.594	56.62	1:41.446
7	65		Robert MYERS		Royston Vasey Racing	21:06.117	12	42.141	56.06	1:43.275
8	52		Paul TAYLOR		MRB Racing	21:06.311	12	42.335	56.05	1:42.178
9	30		Stuart DEAN		Imbroglio Racing	21:09.791	12	45.815	55.90	1:43.499
10	55		Peter WANN			21:12.917	12	48.941	55.76	1:43.611
11	14		Mike COOPER		Air Cooled Racing	21:21.997	12	58.021	55.36	1:42.683
12	29		John PARKER		Dayz of Funder	21:23.330	12	59.354	55.31	1:45.097
13	7		Patrick COLLIER		Team Collier Racing	21:25.971	12	1:01.995	55.19	1:42.504
14	6		Mike STOREY			21:26.947	12	1:02.971	55.15	1:40.389
15	90		Mark HEYWOOD		Team NFR	21:27.654	12	1:03.678	55.12	1:43.162
16	77		Jon DAVIS		Two Smoking Barrels Racing	21:28.421	12	1:04.445	55.09	1:44.948
17	54		Graeme SMITH			21:35.973	12	1:11.997	54.77	1:45.301
18	15		Christine SAVAGE		Uni of Luton & Comp Ins	21:49.195	12	1:25.219	54.21	1:45.628
19	18		Peter PATTENDEN		SWC Racing/Keystone Exp	21:49.522	12	1:25.546	54.20	1:45.788
20	28		Philip MYATT		Roger Phury-Purse Racing	21:51.752	12	1:27.776	54.11	1:41.329
21	8		Katie CROUCHER		Team Dolly	21:23.140	11	1 LAP	50.72	1:53.070
22	24		Paul ROBERTSON		Tete Rouge Racing	21:24.017	11	1 LAP	50.68	1:41.119
NOT CLASSIFIED										
36			Derek COGHILL		Red Nose Scotland	18:06.780	9	D.N.F.	49.02	1:46.843
82			Pete CARDELL-WILLIAM	S	Rocket Dog Racing	8:51.842	5	D.N.F.	55.80	1:43.415
84			Z CARDELL-WILLIAMS		Cardell Racing	13:09.100	5	D.N.F.	37.61	1:46.474
81			Andrew FINDLAY		Rocket Dog Racing	5:32.842	3	D.N.F.	53.71	1:46.940
32			Peter SCATCHARD			4:08.866	2	D.N.F.	48.12	2:00.761
FASTEST LAP										
25			Neil THOMPSON		Team Yellow Peril	1:39.380	11	59.37mph		95.55kph

Weather : Cloudy / Damp

MST sports timing

Silverstone
Circuit Length = 1.6390 miles.
Start: 16:01 End: 16:22

Clerk Of Course:	Stewards:	Timekeeper:
------------------	-----------	-------------

BARC SEC 2CV Challenge

LAP CHART FOR RACE 12

Lap 1			Lap 2			Lap 3			Lap 4			Lap 5		
No	Behind	Laptime	No	Behind	Laptime	No	Behind	Laptime	No	Behind	Laptime	No	Behind	Laptime
71		1:51.837	48		1:41.379	48		1:42.105	48		1:41.294	48		1:41.920
48	0.090	1:51.927	71	1.398	1:42.867	71	5.446	1:46.153	25	6.752	1:40.960	25	6.887	1:42.055
30	1.362	1:53.199	01	5.013	1:44.367	25	7.086	1:41.103	71	7.347	1:43.195	71	8.499	1:43.072
01	2.115	1:53.952	82	6.708	1:45.258	01	8.201	1:45.293	01	10.727	1:43.820	82	13.217	1:43.415
15	2.628	1:54.465	30	6.892	1:46.999	82	8.914	1:44.311	82	11.722	1:44.102	01	13.262	1:44.455
82	2.919	1:54.756	25	8.088	1:44.470	30	10.822	1:46.035	6	13.333	1:42.236	6	13.494	1:42.081
29	3.682	1:55.519	43	8.439	1:45.596	43	11.977	1:45.643	43	14.176	1:43.493	24	14.672	1:41.733
10	4.100	1:55.937	29	8.461	1:46.248	65	12.133	1:44.778	24	14.859	1:42.525	43	15.696	1:43.440
43	4.312	1:56.149	10	9.301	1:46.670	10	12.275	1:45.079	10	15.781	1:44.800	10	16.499	1:42.638
65	4.486	1:56.323	65	9.460	1:46.443	6	12.391	1:42.937	30	15.932	1:46.404	30	20.243	1:46.231
25	5.087	1:56.924	15	9.859	1:48.700	24	13.628	1:45.719	65	16.430	1:45.591	65	20.983	1:46.473
36	5.122	1:56.959	24	10.014	1:45.652	29	13.947	1:47.591	52	17.917	1:44.114	52	21.330	1:45.333
6	5.581	1:57.418	36	10.500	1:46.847	52	15.097	1:46.387	29	18.898	1:46.245	14	21.829	1:44.150
84	5.603	1:57.440	52	10.815	1:45.799	15	15.098	1:47.344	14	19.599	1:43.907	29	23.283	1:46.305
24	5.831	1:57.668	14	10.881	1:46.320	84	16.029	1:47.072	84	21.209	1:46.474	55	25.660	1:45.456
14	6.030	1:57.867	84	11.062	1:46.928	77	16.568	1:46.594	77	21.985	1:46.711	77	28.073	1:48.008
77	6.451	1:58.288	6	11.559	1:47.447	36	16.828	1:48.433	55	22.124	1:45.634	7	31.100	1:48.112
52	6.485	1:58.322	77	12.079	1:47.097	14	16.986	1:48.210	36	22.377	1:46.843	90	33.116	1:46.781
81	6.645	1:58.482	55	12.551	1:46.982	81	17.431	1:46.940	15	23.053	1:49.249	54	34.258	1:49.371
55	7.038	1:58.875	81	12.596	1:47.420	55	17.784	1:47.338	7	24.908	1:47.694	15	37.812	1:56.679
7	8.426	2:00.263	7	14.223	1:47.266	7	18.508	1:46.390	18	26.712	1:46.686	18	40.071	1:55.279
32	8.924	2:00.761	18	16.219	1:46.767	54	21.176	1:46.667	54	26.807	1:46.925	8	1:08.397	1:57.772
54	10.839	2:02.676	54	16.614	1:47.244	18	21.320	1:47.206	90	28.255	1:47.727	28	1:14.371	1:44.335
18	10.921	2:02.758	90	17.641	1:46.370	90	21.822	1:46.286	8	52.545	1:55.031	36	1:15.426	2:34.969
90	12.740	2:04.577	8	25.777	1:54.170	8	38.808	1:55.136	28	1:11.956	1:44.996			
8	13.076	2:04.913	32	35.560	2:08.105P	28	1:08.254	1:45.092						
28	1:00.265	2:52.102	28	1:05.267	1:46.471									

BARC SEC 2CV Challenge LAP CHART FOR RACE 12

(contd.)

Lap 6			Lap 7			Lap 8			Lap 9			Lap 10		
No	Behind	Laptime	No	Behind	Laptime	No	Behind	Laptime	No	Behind	Laptime	No	Behind	Laptime
48		1:41.311	48		1:40.815	48		1:40.216	48		1:41.453	48		1:40.848
25	6.579	1:41.003	25	6.565	1:40.801	25	8.386	1:42.037	25	8.099	1:41.166	25	7.253	1:40.002
71	10.317	1:43.129	71	13.186	1:43.684	71	15.986	1:43.016	8	1 LAP	1:55.775	71	19.279	1:42.302
01	15.631	1:43.680	01	18.865	1:44.049	36	1 LAP	2:01.235	71	17.825	1:43.292	8	1 LAP	1:53.070
43	17.820	1:43.435	43	20.308	1:43.303	01	21.926	1:43.277	01	23.360	1:42.887	01	25.208	1:42.696
6	19.513	1:47.330	10	21.949	1:43.203	43	22.831	1:42.739	10	25.245	1:42.307	10	26.304	1:41.907
10	19.561	1:44.373	6	22.153	1:43.455	10	24.391	1:42.658	43	25.566	1:44.188	43	26.565	1:41.847
65	24.079	1:44.407	65	27.104	1:43.840	65	30.163	1:43.275	65	32.745	1:44.035	65	35.618	1:43.721
30	25.321	1:46.389	30	28.639	1:44.133	30	32.216	1:43.793	30	35.159	1:44.396	52	37.986	1:42.666
52	25.575	1:45.556	52	29.046	1:44.286	6	34.288	1:52.351P	52	36.168	1:42.264	30	39.394	1:45.083
14	25.950	1:45.432	14	30.380	1:45.245	52	35.357	1:46.527	55	39.207	1:43.611	55	42.157	1:43.798
29	27.730	1:45.758	55	32.251	1:44.411	55	37.049	1:45.014	29	43.784	1:46.171	14	49.565	1:45.394
55	28.655	1:44.306	29	32.979	1:46.064	29	39.066	1:46.303	36	1 LAP	2:04.587	29	49.688	1:46.752
77	33.903	1:47.141	24	1 LAP	3:41.791	14	43.789	1:53.625	14	45.019	1:42.683	77	54.544	1:45.130
7	38.030	1:48.241	77	38.133	1:45.045	77	44.582	1:46.665	77	50.262	1:47.133	7	56.458	1:44.685
90	39.043	1:47.238	7	43.935	1:46.720	7	48.980	1:45.261	7	52.621	1:45.094	24	1 LAP	1:41.242
54	39.753	1:46.806	90	45.154	1:46.926	90	50.679	1:45.741	90	54.324	1:45.098	90	57.931	1:44.455
15	44.436	1:47.935	54	45.963	1:47.025	54	51.471	1:45.724	54	55.715	1:45.697	54	1:00.931	1:46.064
18	48.136	1:49.376	15	51.333	1:47.712	24	1 LAP	2:03.022	24	1 LAP	1:41.832	6	1:02.485	1:41.380
28	1:17.566	1:44.506	18	55.678	1:48.357	15	1:00.221	1:49.104	6	1:01.953	2:09.118	36	1 LAP	2:00.443
8	1:22.225	1:55.139	84	2 LAPS	5:51.186P	18	1:03.139	1:47.677	15	1:04.396	1:45.628	15	1:09.625	1:46.077
36	1:40.579	2:06.464	28	1:20.837	1:44.086	28	1:23.637	1:43.016	18	1:08.801	1:47.115	18	1:13.986	1:46.033
			8	1:38.419	1:57.009				28	1:24.386	1:42.202	28	1:25.054	1:41.516

BARC SEC 2CV Challenge

LAP CHART FOR RACE 12

(contd.)

Lap 11			Lap 12			Lap 13			Lap 14			Lap 15		
No	Behind	Laptime	No	Behind	Laptime	No	Behind	Laptime	No	Behind	Laptime	No	Behind	Laptime
48		1:40.883	48		1:39.825									
25	5.750	1:39.380	25	5.475	1:39.550									
71	21.360	1:42.964	71	24.625	1:43.090									
01	26.095	1:41.770	01	28.218	1:41.948									
10	27.455	1:42.034	10	29.380	1:41.750									
43	27.973	1:42.291	43	29.594	1:41.446									
65	38.118	1:43.383	65	42.141	1:43.848									
52	39.281	1:42.178	52	42.335	1:42.879									
8	1 LAP	1:57.650	30	45.815	1:43.630									
30	42.010	1:43.499	55	48.941	1:43.709									
55	45.057	1:43.783	14	58.021	1:43.920									
14	53.926	1:45.244	8	1 LAP	1:57.475									
29	54.082	1:45.277	29	59.354	1:45.097									
24	1 LAP	1:41.714	24	1 LAP	1:41.119									
7	59.316	1:43.741	7	1:01.995	1:42.504									
77	59.322	1:45.661	6	1:02.971	1:40.805									
90	1:00.210	1:43.162	90	1:03.678	1:43.293									
6	1:01.991	1:40.389	77	1:04.445	1:44.948									
54	1:05.349	1:45.301	54	1:11.997	1:46.473									
15	1:17.789	1:49.047	15	1:25.219	1:47.255									
18	1:19.583	1:46.480	18	1:25.546	1:45.788									
28	1:26.272	1:42.101	28	1:27.776	1:41.329									

BARC SEC Saloon & Sports Car Allcomers Challenge

Race 11 - Classification

POS	NO	CL	DRIVER	NAT	CAR	TIME	LAPS	GAP	MPH	BEST
1	44	B	Rod BIRLEY		Ford Escort WRC	20:03.127	16		78.61	1:12.397
2	4	B	Kevin CLARKE		Mercedes VSR	20:04.993	16	1.866	78.49	1:12.735
3	24	B	Bob ROSS		Ford Escort WRC	20:06.733	16	3.606	78.37	1:12.419
4	51	D	Barry BARNES		Toyota Carina E GTi	21:23.875	16	1:20.748	73.67	1:17.422
5	92	D	Alex ELLIOTT		BMW M3	20:08.882	15	1 LAP	73.35	1:17.893
6	1	D	Kevin UNDERWOOD		BMW M3	20:10.814	15	1 LAP	73.24	1:16.952
7	6	C	Mark TURICCKI		Ford Mondeo	20:44.931	15	1 LAP	71.23	1:18.392
8	12	C	Graeme BRINDLEY		Ford Sierra Cosworth	20:57.823	15	1 LAP	70.50	1:18.902
9	41	D	Keith WAITE		Alfa Romeo 75	21:18.591	15	1 LAP	69.35	1:18.765
10	5	C	Kenneth BLAIR		Ford Sierra Cosworth	21:20.190	15	1 LAP	69.27	1:22.264
11	64	D	Andy WICKENS		Ford Escort MkIII	21:27.109	15	1 LAP	68.90	1:21.925
12	16	C	Steve DANCE		Toyota Avensis	20:07.966	14	2 LAPS	68.53	1:17.121
13	26	C	Pete HALLFORD		Chevrolet Camaro Z28	20:20.521	14	2 LAPS	67.82	1:22.451
14	57	D	James BELLINGER		Morgan 4/4	20:45.204	14	2 LAPS	66.48	1:24.944
15	35	D	Keith BROOM		Alfa Romeo 33	20:57.054	14	2 LAPS	65.85	1:24.862
16	7	D	Graeme SMITH		Caterham 7	21:01.905	14	2 LAPS	65.60	1:27.125
17	8	D	Derek PALMER		Ford Fiesta Zetec	21:02.448	14	2 LAPS	65.57	1:22.431
18	63	D	Keith MILLER		VW Polo G40	21:09.972	14	2 LAPS	65.18	1:25.748
19	14	D	Tony CRUDGINGTON		Triumph Dolomite Sprint	21:28.831	14	2 LAPS	64.23	1:26.402
20	45	C	Colin HANDY		Peugeot 205	21:32.860	14	2 LAPS	64.03	1:27.376
21	71	C	Kevin GOATER		Rover Mini	20:45.070	13	3 LAPS	61.74	1:30.541
22	3	D	James CHRISTIE		Hillman Avenger	21:28.345	13	3 LAPS	59.67	1:34.712
23	69	D	Martin LEWIS		Ford Fiesta XR2	21:34.595	13	3 LAPS	59.38	1:25.124
NOT CLASSIFIED										
29	C	Andy THOMPSON		Minari RSR	16:47.198	12	D.N.F.	70.47	1:20.451	
46	C	Graham BAHR		BMW 2002 Tii	15:22.238	9	D.N.F.	57.77	1:26.069	
78	D	Jos van de PERRE		VW Scirocco	12:28.524	8	D.N.F.	63.29	1:30.760	
FASTEST LAP										
44	B	Rod BIRLEY		Ford Escort WRC	1:12.397	3	81.50mph	131.16kph		
1	D	Kevin UNDERWOOD		BMW M3	1:16.952	9	76.67mph	123.39kph		
16	C	Steve DANCE		Toyota Avensis	1:17.121	4	76.50mph	123.12kph		

Weather / Track : Cloudy / Damp

MST sports timing

Silverstone
Circuit Length = 1.6390 miles.
Start: 15:31 End: 15:52

2002 Formula One Saloon Car Championship PROVISIONAL RESULT - RACE 11

POS	NO	CL	NAME	NAT	CAR/ENTRY	TIME	LAPS	GAP	MPH	BEST
1	44	A	Rod BIRLEY		Ford Escort WRC	20:03.127	16		78.61	1:12.397
2	24	A	Bob ROSS		Ford Escort WRC	20:06.733	16	3.606	78.37	1:12.419
3	51	B	Barry BARNES		Toyota Carina E GTi	21:23.875	16	1:20.748	73.67	1:17.422
4	92	A	Alex ELLIOTT		BMW M3	20:08.882	15	1 LAP	73.35	1:17.893
5	1	A	Kevin UNDERWOOD		BMW M3	20:10.814	15	1 LAP	73.24	1:16.952
6	12	A	Graeme BRINDLEY		Ford Sierra Cosworth	20:57.823	15	1 LAP	70.50	1:18.902
7	41	A	Keith WAITE		Alfa Romeo 75	21:18.591	15	1 LAP	69.35	1:18.765
8	5	A	Kenneth BLAIR		Ford Sierra Cosworth	21:20.190	15	1 LAP	69.27	1:22.264
9	64	B	Andy WICKENS		Ford Escort MkIII	21:27.109	15	1 LAP	68.90	1:21.925
10	35	B	Keith BROOM		Alfa Romeo 33	20:57.054	14	2 LAPS	65.85	1:24.862
11	8	B	Derek PALMER		Ford Fiesta Zetec	21:02.448	14	2 LAPS	65.57	1:22.431
12	14	B	Tony CRUDGINGTON		Triumph Dolomite Sprint	21:28.831	14	2 LAPS	64.23	1:26.402
13	45	B	Colin HANDY		Peugeot 205	21:32.860	14	2 LAPS	64.03	1:27.376
14	3	C	James CHRISTIE		Hillman Avenger	21:28.345	13	3 LAPS	59.67	1:34.712
15	69	C	Martin LEWIS		Ford Fiesta XR2	21:34.595	13	3 LAPS	59.38	1:25.124

NOT CLASSIFIED

46	B	Graham BAHR		BMW 2002 Tii	15:22.238	9	D.N.F.	57.77	1:26.069
78	B	Jos van de PERRE		VW Scirocco	12:28.524	8	D.N.F.	63.29	1:30.760

FASTEST LAP

44	A	Rod BIRLEY		Ford Escort WRC	1:12.397	3	81.50mph	131.16kph
51	B	Barry BARNES		Toyota Carina E GTi	1:17.422	5	76.21mph	122.64kph
69	C	Martin LEWIS		Ford Fiesta XR2	1:25.124	2	69.31mph	111.55kph

Weather : Cloudy / Dry

Silverstone
Circuit Length = 1.6390 miles.

Clerk Of Course:	Stewards:	Timekeeper:
------------------	-----------	-------------

BARC SEC Saloon & Sports Car Allcomers Challenge

Lap Chart for Race 11

Lap 1			Lap 2			Lap 3			Lap 4			Lap 5		
No	Behind	Laptime	No	Behind	Laptime	No	Behind	Laptime	No	Behind	Laptime	No	Behind	Laptime
44		1:18.377	44		1:13.794	44		1:12.397	44		1:12.656	44		1:13.816
24	0.744	1:19.121	24	0.858	1:13.908	24	0.880	1:12.419	24	0.976	1:12.752	24	1.463	1:14.303
4	1.945	1:20.322	4	2.185	1:14.034	4	2.523	1:12.735	4	3.717	1:13.850	14	1 LAP	1:37.351
16	7.016	1:25.393	16	11.729	1:18.507	16	17.905	1:18.573	3	1 LAP	1:37.329	4	3.729	1:13.828
51	7.965	1:26.342	51	13.306	1:19.135	51	19.154	1:18.245	16	22.370	1:17.121	69	1 LAP	1:30.144
29	9.745	1:28.122	92	16.384	1:20.187	1	22.727	1:18.456	51	24.056	1:17.558	78	1 LAP	1:32.051
92	9.991	1:28.368	1	16.668	1:20.130	92	24.472	1:20.485	1	27.236	1:17.165	45	1 LAP	1:32.494
1	10.332	1:28.709	29	18.165	1:22.214	6	27.357	1:20.490	92	31.825	1:20.009	71	1 LAP	1:32.121
6	11.788	1:30.165	6	19.264	1:21.270	29	27.762	1:21.994	6	33.877	1:19.176	16	25.682	1:17.128
12	14.117	1:32.494	12	21.593	1:21.270	12	28.939	1:19.743	12	35.185	1:18.902	51	27.662	1:17.422
26	15.355	1:33.732	26	24.012	1:22.451	41	31.152	1:19.103	29	36.362	1:21.256	3	1 LAP	1:34.712
5	15.732	1:34.109	41	24.446	1:22.109	26	36.449	1:24.834	41	37.261	1:18.765	1	30.756	1:17.336
41	16.131	1:34.508	5	25.618	1:23.680	5	36.829	1:23.608	5	47.665	1:23.492	92	36.814	1:18.805
64	17.704	1:36.081	64	27.992	1:24.082	64	39.072	1:23.477	26	49.787	1:25.994	6	38.453	1:18.392
8	19.475	1:37.852	8	30.023	1:24.342	8	41.547	1:23.921	64	50.240	1:23.824	12	40.955	1:19.586
69	20.616	1:38.993	69	31.946	1:25.124	57	47.676	1:26.261	8	52.159	1:23.268	41	42.928	1:19.483
35	20.912	1:39.289	35	32.535	1:25.417	7	50.787	1:27.125	57	1:01.006	1:25.986	29	43.388	1:20.842
57	21.630	1:40.007	57	33.812	1:25.976	14	52.303	1:26.402	7	1:05.361	1:27.230	5	56.113	1:22.264
7	22.687	1:41.064	7	36.059	1:27.166	46	52.609	1:26.343	46	1:06.022	1:26.069	64	59.814	1:23.390
14	24.254	1:42.631	14	38.298	1:27.838	63	53.212	1:26.432	63	1:09.612	1:29.056	26	1:00.597	1:24.626
46	24.715	1:43.092	46	38.663	1:27.742	35	59.615	1:39.477	35	1:12.533	1:25.574	8	1:01.482	1:23.139
63	25.541	1:43.918	63	39.177	1:27.430	78	1:04.272	1:31.310				57	1:12.684	1:25.494
78	28.393	1:46.770	78	45.359	1:30.760	69	1:05.512	1:45.963						
45	31.137	1:49.514	45	47.029	1:29.686	45	1:06.891	1:32.259						
3	31.545	1:49.922	71	51.275	1:32.828	71	1:12.290	1:33.412						
71	32.241	1:50.618	3	54.570	1:36.819									

BARC SEC Saloon & Sports Car Allcomers Challenge

Lap Chart for Race 11

(contd.)

Lap 6			Lap 7			Lap 8			Lap 9			Lap 10		
No	Behind	Laptime	No	Behind	Laptime	No	Behind	Laptime	No	Behind	Laptime	No	Behind	Laptime
44		1:13.211	44		1:14.473	44		1:14.235	44		1:13.112	44		1:13.858
24	1.471	1:13.219	24	0.940	1:13.942	24	1.132	1:14.427	24	0.974	1:12.954	46	3 LAPS	1:28.341
4	4.076	1:13.558	8	1 LAP	1:28.806	5	1 LAP	1:24.634	4	2.796	1:13.002	29	1 LAP	1:21.687
7	1 LAP	1:27.606	4	2.929	1:13.326	4	2.906	1:14.212	5	1 LAP	1:23.978	24	1.767	1:14.651
46	1 LAP	1:28.909	57	1 LAP	1:26.403	64	1 LAP	1:24.147	64	1 LAP	1:23.575	4	2.240	1:13.302
35	1 LAP	1:25.985	7	1 LAP	1:29.276	26	1 LAP	1:25.328	3	2 LAPS	1:36.121	12	1 LAP	1:22.489
63	1 LAP	1:29.734	35	1 LAP	1:24.862	8	1 LAP	1:23.868	26	1 LAP	1:22.832	78	2 LAPS	1:32.518
14	1 LAP	1:29.765	63	1 LAP	1:25.748	57	1 LAP	1:26.376	8	1 LAP	1:22.431	71	2 LAPS	1:32.206
69	1 LAP	1:30.629	14	1 LAP	1:27.124	35	1 LAP	1:25.818	57	1 LAP	1:25.543	5	1 LAP	1:22.377
78	1 LAP	1:31.203	16	34.050	1:18.840	7	1 LAP	1:28.220	16	42.830	1:18.263	64	1 LAP	1:21.925
45	1 LAP	1:29.004	51	37.198	1:19.373	63	1 LAP	1:25.839	51	45.746	1:18.129	26	1 LAP	1:25.972
16	29.683	1:17.212	69	1 LAP	1:31.177	16	37.679	1:17.864	35	1 LAP	1:26.273	8	1 LAP	1:25.429
51	32.298	1:17.847	45	1 LAP	1:30.187	51	40.729	1:17.766	7	1 LAP	1:28.887	3	2 LAPS	1:36.338
71	1 LAP	1:30.541	1	45.015	1:23.146	1	51.353	1:20.573	63	1 LAP	1:28.688	57	1 LAP	1:24.944
1	36.342	1:18.797	78	1 LAP	1:32.508	92	52.717	1:19.877	1	55.193	1:16.952	16	47.253	1:18.281
92	42.475	1:18.872	92	47.075	1:19.073	6	55.170	1:19.892	92	57.498	1:17.893	51	49.803	1:17.915
6	45.290	1:20.048	6	49.513	1:18.696	14	1 LAP	1:39.474	6	1:01.193	1:19.135	1	59.864	1:18.529
3	1 LAP	1:35.641	71	1 LAP	1:32.199	69	1 LAP	1:29.701	14	1 LAP	1:26.520	35	1 LAP	1:27.707
41	51.433	1:21.716	41	57.150	1:20.190	45	1 LAP	1:29.409	69	1 LAP	1:26.591	92	1:03.008	1:19.368
29	53.117	1:22.940	29	1:00.824	1:22.180	46	2 LAPS	3:20.565	41	1:12.959	1:22.774	7	1 LAP	1:27.227
12	58.207	1:30.463	12	1:04.044	1:20.310	78	1 LAP	1:31.404	45	1 LAP	1:27.376	63	1 LAP	1:27.468
5	1:06.696	1:23.794	3	1 LAP	1:34.859	41	1:03.297	1:20.382				6	1:10.414	1:23.079
64	1:10.113	1:23.510				29	1:07.040	1:20.451						
26	1:14.195	1:26.809				12	1:10.036	1:20.227						
						71	1 LAP	1:33.128						

BARC SEC Saloon & Sports Car Allcomers Challenge

Lap Chart for Race 11

(contd.)

Lap 11			Lap 12			Lap 13			Lap 14			Lap 15		
No	Behind	Laptime	No	Behind	Laptime	No	Behind	Laptime	No	Behind	Laptime	No	Behind	Laptime
44		1:14.854	44		1:16.597	44		1:17.840	44		1:17.627	44		1:18.717
24	1.994	1:15.081	63	2 LAPS	1:27.982	24	3.438	1:16.704	71	3 LAPS	1:38.259	92	1 LAP	1:23.012
4	3.363	1:15.977	7	2 LAPS	1:30.046	4	7.725	1:20.736	24	5.814	1:20.003	4	4.602	1:16.569
29	1 LAP	1:22.929	24	4.574	1:19.177	35	2 LAPS	1:31.295	4	6.750	1:16.652	1	1 LAP	1:25.606
14	2 LAPS	1:31.502	4	4.829	1:18.063	3	3 LAPS	1:39.907	57	2 LAPS	1:32.480	24	4.925	1:17.828
12	1 LAP	1:23.303	6	1 LAP	1:28.215	63	2 LAPS	1:30.890	69	3 LAPS	2:18.417	26	2 LAPS	1:30.060
46	3 LAPS	1:30.137	8	2 LAPS	2:08.212	6	1 LAP	1:25.577	35	2 LAPS	1:30.892	71	3 LAPS	1:38.522
45	2 LAPS	1:32.014	29	1 LAP	1:25.178	7	2 LAPS	1:30.318	6	1 LAP	1:28.936	57	2 LAPS	1:32.368
69	2 LAPS	1:40.510	12	1 LAP	1:22.975	8	2 LAPS	1:31.772	63	2 LAPS	1:30.919	6	1 LAP	1:26.578
5	1 LAP	1:23.904	14	2 LAPS	1:31.941	12	1 LAP	1:25.690	7	2 LAPS	1:33.421	35	2 LAPS	1:32.281
41	1 LAP	1:46.947	46	3 LAPS	1:31.040	29	1 LAP	1:37.405P	8	2 LAPS	1:30.245	63	2 LAPS	1:30.372
64	1 LAP	1:26.893	45	2 LAPS	1:31.227	14	2 LAPS	1:30.836	12	1 LAP	1:27.087	69	3 LAPS	1:37.661
71	2 LAPS	1:34.896	41	1 LAP	1:25.073	45	2 LAPS	1:31.080	3	3 LAPS	1:42.480	7	2 LAPS	1:32.609
26	1 LAP	1:26.240	5	1 LAP	1:26.005	41	1 LAP	1:24.777	41	1 LAP	1:27.503	12	1 LAP	1:26.426
16	52.408	1:20.009	69	2 LAPS	1:34.083	5	1 LAP	1:26.370	14	2 LAPS	1:32.713	8	2 LAPS	1:30.649
51	56.735	1:21.786	64	1 LAP	1:25.993	64	1 LAP	1:26.644	5	1 LAP	1:28.470	3	3 LAPS	1:40.240
57	1 LAP	1:29.448	16	58.088	1:22.277	51	1:07.206	1:23.743	45	2 LAPS	1:33.515	41	1 LAP	1:26.788
1	1:05.518	1:20.508	71	2 LAPS	1:38.144	26	1 LAP	1:31.038	64	1 LAP	1:27.391	5	1 LAP	1:25.862
3	2 LAPS	1:41.029	26	1 LAP	1:31.817	1	1:15.663	1:23.381	51	1:12.388	1:22.809	14	2 LAPS	1:31.545
92	1:09.206	1:21.052	51	1:01.303	1:21.165	92	1:16.523	1:21.432	16	1 LAP	2:53.395	64	1 LAP	1:25.458
35	1 LAP	1:29.296	1	1:10.122	1:21.201							45	2 LAPS	1:31.949
			92	1:12.931	1:20.322							51	1:15.464	1:21.793
			57	1 LAP	1:30.785									

Weather / Track : Cloudy / Damp

www.mstworld.com

MST sports timing

Page 3 of 4

Silverstone
Circuit Length = 1.6390 miles.
Start: 15:31 End: 15:52

Issued - 15:56 Sunday, 24 November 2002

BARC SEC Saloon & Sports Car Allcomers Challenge

Lap Chart for Race 11

(contd.)

Lap 16			Lap 17			Lap 18			Lap 19			Lap 20		
No	Behind	Laptime	No	Behind	Laptime	No	Behind	Laptime	No	Behind	Laptime	No	Behind	Laptime
44		1:17.563												
4	1.866	1:14.827												
24	3.606	1:16.244												
16	2 LAPS	1:25.103												
92	1 LAP	1:20.127												
1	1 LAP	1:20.325												
26	2 LAPS	1:28.788												
6	1 LAP	1:25.282												
71	3 LAPS	1:38.196												
57	2 LAPS	1:33.133												
35	2 LAPS	1:32.888												
12	1 LAP	1:26.858												
7	2 LAPS	1:31.710												
8	2 LAPS	1:28.514												
63	2 LAPS	1:45.496												
41	1 LAP	1:28.473												
5	1 LAP	1:27.643												
51	1:20.748	1:22.847												
64	1 LAP	1:30.719												
3	3 LAPS	1:42.948												
14	2 LAPS	1:33.189												
45	2 LAPS	1:33.146												
69	3 LAPS	2:05.602												